



Click below for the official results of the November 7, 2006 General Election for Macomb County as the results are tabulated. This site is brought to you by [Macomb County Clerk/Register of Deeds Carmella Sabaugh](#) and the [Macomb Cable Network](#). Macomb County campaign finance documents are available [online](#).

State Offices

- » [Governor](#)
- » [Secretary of State](#)
- » [Attorney General](#)

U.S. Senate

- » [Michigan](#)

U.S. House of Representatives

- » [District 10](#)
- » [District 12](#)

State Senate

- » [District 9](#)
- » [District 10](#)
- » [District 11](#)

State House of Representatives

- » [District 24](#)
- » [District 25](#)
- » [District 28](#)
- » [District 30](#)
- » [District 31](#)
- » [District 32](#)
- » [District 33](#)
- » [District 36](#)
- » [District 42](#)

County Commission

- » [District 1](#)
- » [District 2](#)
- » [District 3](#)
- » [District 4](#)
- » [District 5](#)
- » [District 6](#)
- » [District 7](#)
- » [District 8](#)

[Click here to return to race list](#)

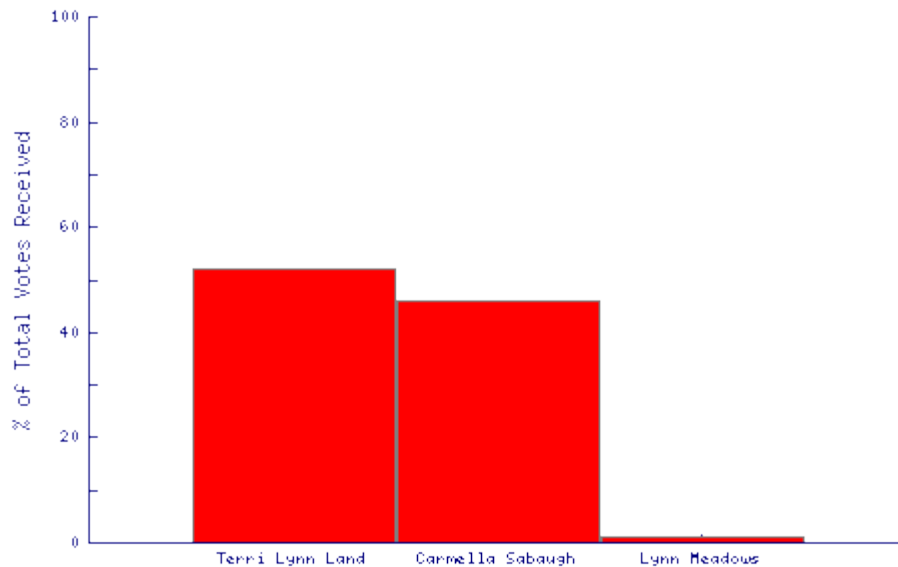


Secretary of State

One 4-year term

ONLY Macomb County Official Election Results

View [precinct breakdown](#) or [community totals](#).



Terri Lynn Land	REP	161,196	52.0%
------------------------	------------	----------------	--------------

Carmella Sabaugh	DEM	143,971	46.5%
-------------------------	------------	----------------	--------------

Lynn Meadows	GRN	4,633	1.5%
---------------------	------------	--------------	-------------

100.0% of precincts reporting.

These same results may also be obtained via:

- Election Telephone Hotline: 586.469.5209.

- 24-Hour Fax (Within MI): 1.888.99.CLERK (request document number 6710).
- 24-Hour Fax (Outside of MI): 1.310.575.5035 (request document number 6710).

www.MCNTV.com

webmaster@mcntv.com

[Click here to return to race list](#)

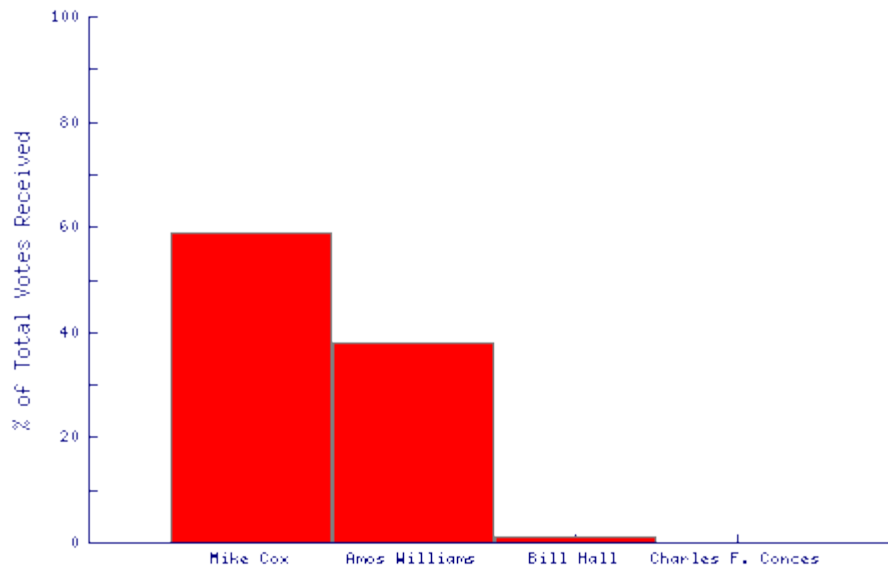


Attorney General

One 4-year term

ONLY Macomb County Official Election Results

View [precinct breakdown](#) or [community totals](#).



Mike Cox	REP	180,849	59.1%
-----------------	-----	----------------	--------------

Amos Williams	DEM	116,823	38.2%
----------------------	-----	----------------	--------------

Bill Hall	LIB	5,500	1.8%
------------------	-----	--------------	-------------

Charles F. Conces	UST	2,970	1.0%
--------------------------	-----	--------------	-------------

100.0% of precincts reporting.

These same results may also be obtained via:

- Election Telephone Hotline: 586.469.5209.
- 24-Hour Fax (Within MI): 1.888.99.CLERK (request document number 6710).
- 24-Hour Fax (Outside of MI): 1.310.575.5035 (request document number 6710).

www.MCNTV.com

webmaster@mcntv.com

[Click here to return to race list](#)

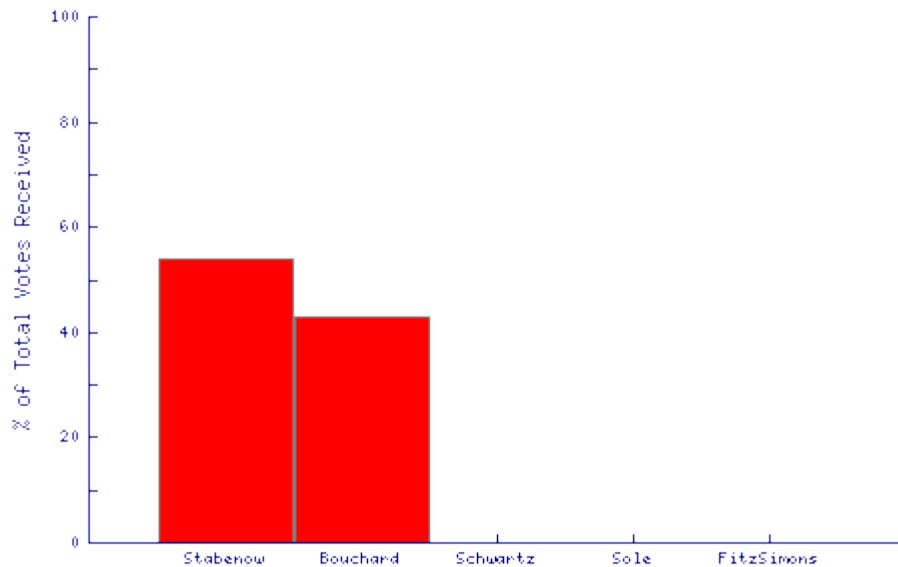


US Senator

One 6-year term

ONLY Macomb County Official Election Results

View [precinct breakdown](#) or [community totals](#).



Debbie Stabenow	DEM	171,971	54.8%
------------------------	-----	----------------	--------------

Michael Bouchard	REP	135,676	43.2%
-------------------------	-----	----------------	--------------

Leonard Schwartz	LIB	2,621	0.8%
-------------------------	-----	--------------	-------------

David Sole	GRN	1,735	0.6%
-------------------	-----	--------------	-------------

W. Dennis FitzSimons	UST	1,727	0.6%
-----------------------------	-----	--------------	-------------

100.0% of precincts reporting.

These same results may also be obtained via:

- Election Telephone Hotline: 586.469.5209.
- 24-Hour Fax (Within MI): 1.888.99.CLERK (request document number 6710).
- 24-Hour Fax (Outside of MI): 1.310.575.5035 (request document number 6710).

www.MCNTV.com

webmaster@mcntv.com

[Click here to return to race list](#)

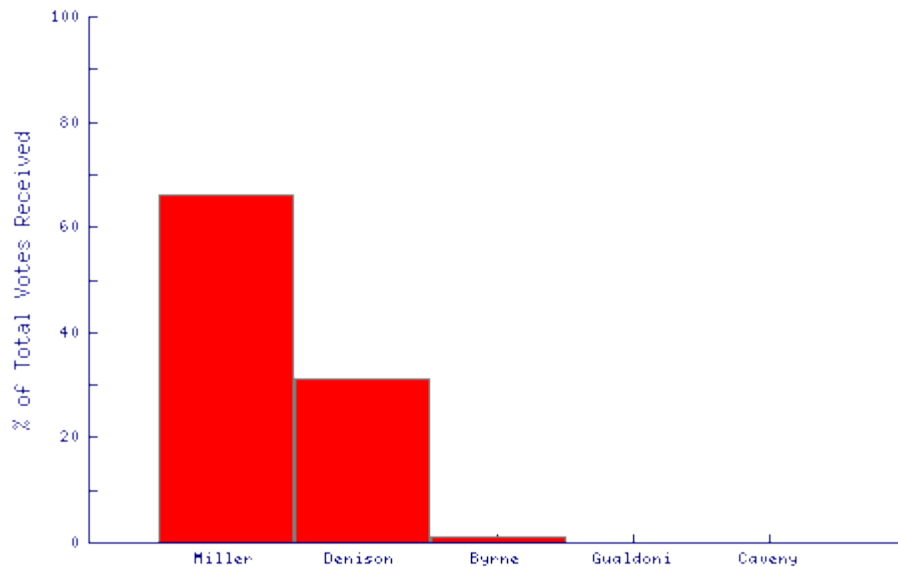


Representative in Congress - 10th District

One 2-year term

ONLY Macomb County Official Election Results

View [precinct breakdown](#) or [community totals](#).



Candice S. Miller	REP	94,459	66.0%
--------------------------	-----	---------------	--------------

Robert Denison	DEM	45,224	31.6%
-----------------------	-----	---------------	--------------

Mark Byrne	LIB	1,501	1.0%
-------------------	-----	--------------	-------------

F. Richard Gualdoni	UST	961	0.7%
----------------------------	-----	------------	-------------

Candace Ruth Caveny	GRN	893	0.6%
----------------------------	-----	------------	-------------

100.0% of precincts reporting.

These same results may also be obtained via:

- Election Telephone Hotline: 586.469.5209.
- 24-Hour Fax (Within MI): 1.888.99.CLERK (request document number 6710).
- 24-Hour Fax (Outside of MI): 1.310.575.5035 (request document number 6710).

www.MCNTV.com

webmaster@mcntv.com

[Click here to return to race list](#)

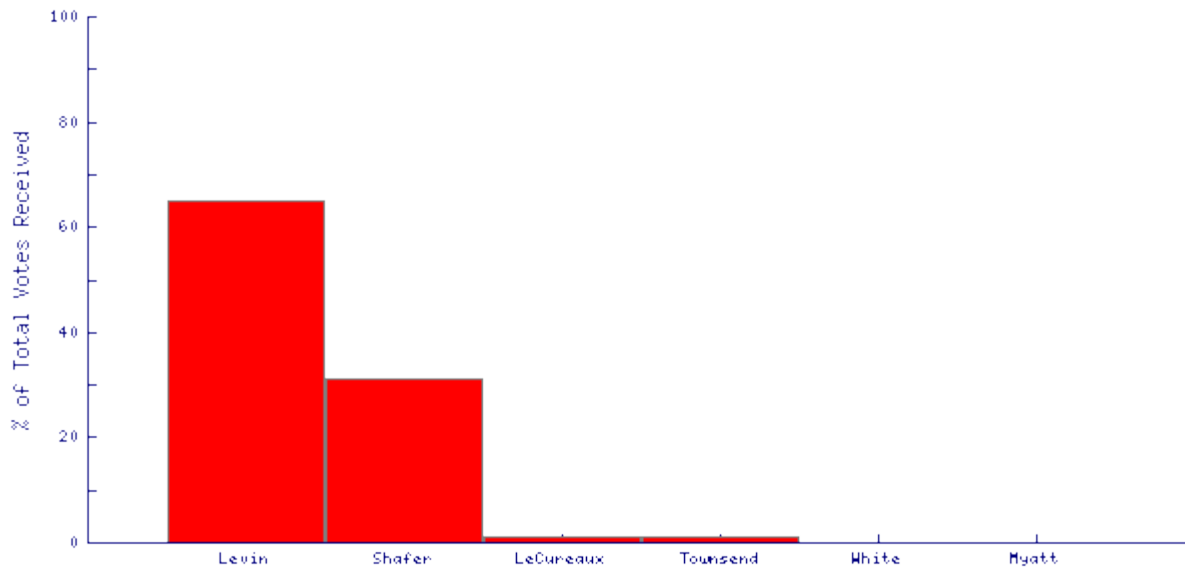


Representative in Congress - 12th District

One 2-year term

ONLY Macomb County Official Election Results

View [precinct breakdown](#) or [community totals](#).



Sander Levin	DEM	105,896	65.0%
---------------------	-----	----------------	--------------

Randell J. Shafer	REP	50,795	31.2%
--------------------------	-----	---------------	--------------

Andy LeCureaux	LIB	2,125	1.3%
-----------------------	-----	--------------	-------------

Les Townsend	UST	1,646	1.0%
---------------------	-----	--------------	-------------

Jerome S. White	NPA	1,314	0.8%
------------------------	-----	--------------	-------------

Art Myatt	GRN	1,066	0.7%
------------------	-----	--------------	-------------

100.0% of precincts reporting.

These same results may also be obtained via:

- Election Telephone Hotline: 586.469.5209.
- 24-Hour Fax (Within MI): 1.888.99.CLERK (request document number 6710).
- 24-Hour Fax (Outside of MI): 1.310.575.5035 (request document number 6710).

www.MCNTV.com

webmaster@mcntv.com

[Click here to return to race list](#)

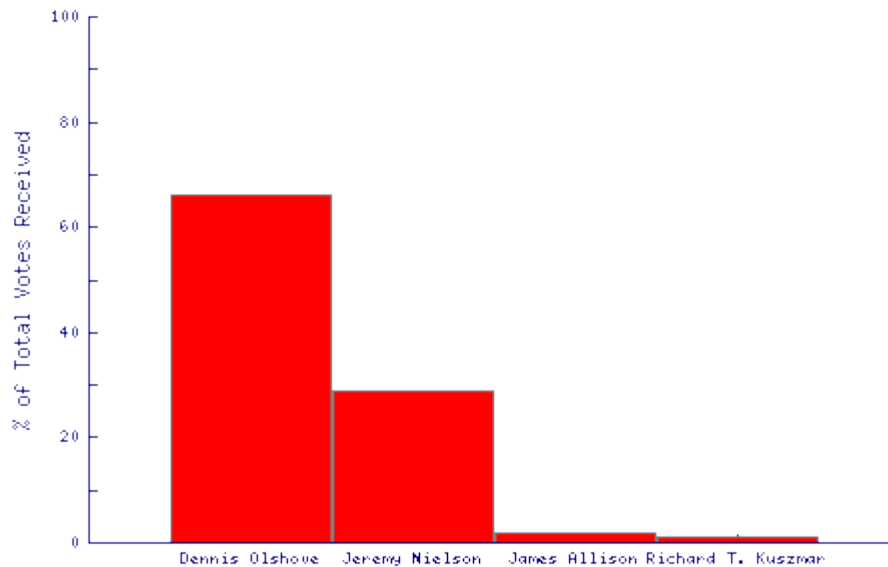


State Senator - 9th District

One 4-year term

ONLY Macomb County Official Election Results

View [precinct breakdown](#) or [community totals](#).



Dennis Olshove	DEM	60,769	66.4%
-----------------------	-----	---------------	--------------

Jeremy Nielson	REP	27,294	29.8%
-----------------------	-----	---------------	--------------

James Allison	LIB	2,158	2.4%
----------------------	-----	--------------	-------------

Richard T. Kuszmar	GRN	1,300	1.4%
---------------------------	-----	--------------	-------------

100.0% of precincts reporting.

These same results may also be obtained via:

- Election Telephone Hotline: 586.469.5209.
- 24-Hour Fax (Within MI): 1.888.99.CLERK (request document number 6710).
- 24-Hour Fax (Outside of MI): 1.310.575.5035 (request document number 6710).

www.MCNTV.com

webmaster@mcntv.com

[Click here to return to race list](#)

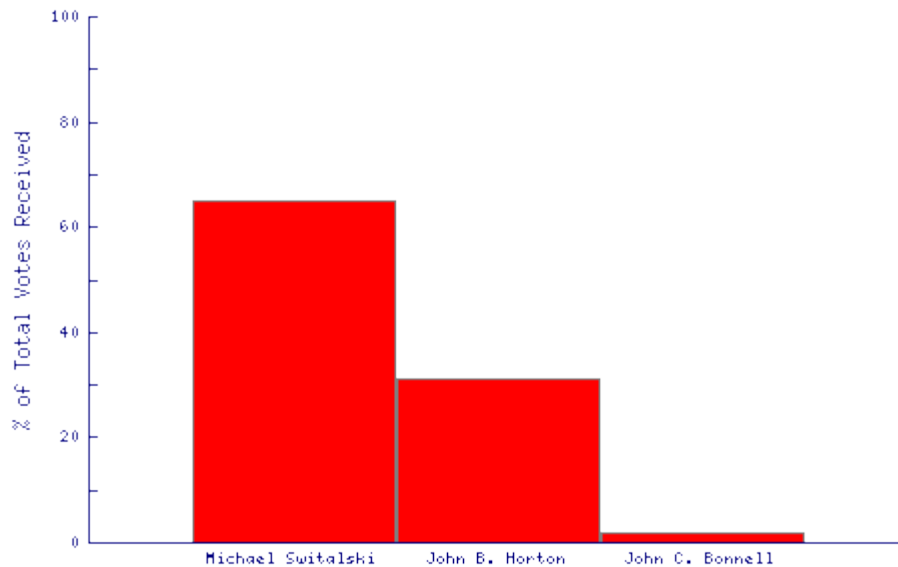


State Senator - 10th District

One 4-year term

ONLY Macomb County Official Election Results

View [precinct breakdown](#) or [community totals](#).



Michael Switalski DEM **62,737** 65.8%

John B. Horton REP **30,067** 31.5%

John C. Bonnell LIB **2,596** 2.7%

100.0% of precincts reporting.

These same results may also be obtained via:

- Election Telephone Hotline: 586.469.5209.

- 24-Hour Fax (Within MI): 1.888.99.CLERK (request document number 6710).
- 24-Hour Fax (Outside of MI): 1.310.575.5035 (request document number 6710).

www.MCNTV.com

webmaster@mcntv.com

[Click here to return to race list](#)

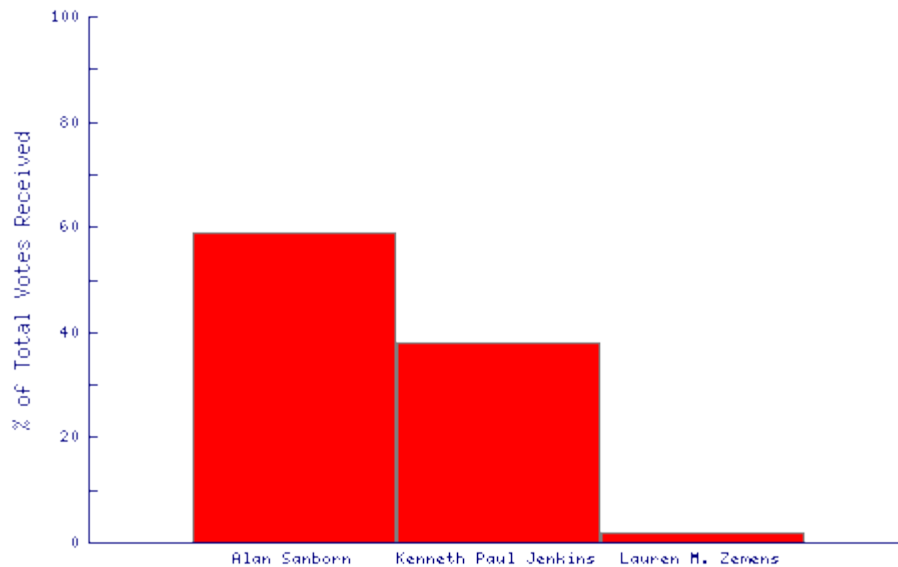


State Senator - 11th District

One 4-year term

ONLY Macomb County Official Election Results

View [precinct breakdown](#) or [community totals](#).



Alan Sanborn	REP	65,543	59.2%
---------------------	------------	---------------	--------------

Kenneth Paul Jenkins	DEM	42,279	38.2%
-----------------------------	------------	---------------	--------------

Lauren M. Zemens	LIB	2,903	2.6%
-------------------------	------------	--------------	-------------

100.0% of precincts reporting.

These same results may also be obtained via:

- Election Telephone Hotline: 586.469.5209.

- 24-Hour Fax (Within MI): 1.888.99.CLERK (request document number 6710).
- 24-Hour Fax (Outside of MI): 1.310.575.5035 (request document number 6710).

www.MCNTV.com

webmaster@mcntv.com

[Click here to return to race list](#)

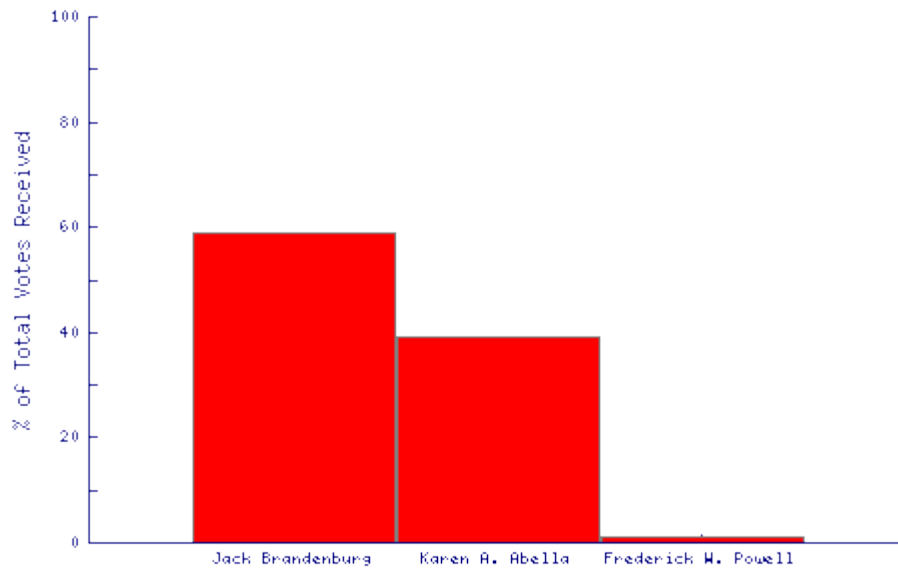


Representative in State Legislature - 24th District

One 2-year term

ONLY Macomb County Official Election Results

View [precinct breakdown](#) or [community totals](#).



Jack Brandenburg	REP	22,256	59.3%
-------------------------	-----	---------------	--------------

Karen A. Abella	DEM	14,645	39.0%
------------------------	-----	---------------	--------------

Frederick W. Powell	UST	608	1.6%
----------------------------	-----	------------	-------------

100.0% of precincts reporting.

These same results may also be obtained via:

- Election Telephone Hotline: 586.469.5209.

- 24-Hour Fax (Within MI): 1.888.99.CLERK (request document number 6710).
- 24-Hour Fax (Outside of MI): 1.310.575.5035 (request document number 6710).

www.MCNTV.com

webmaster@mcntv.com

[Click here to return to race list](#)

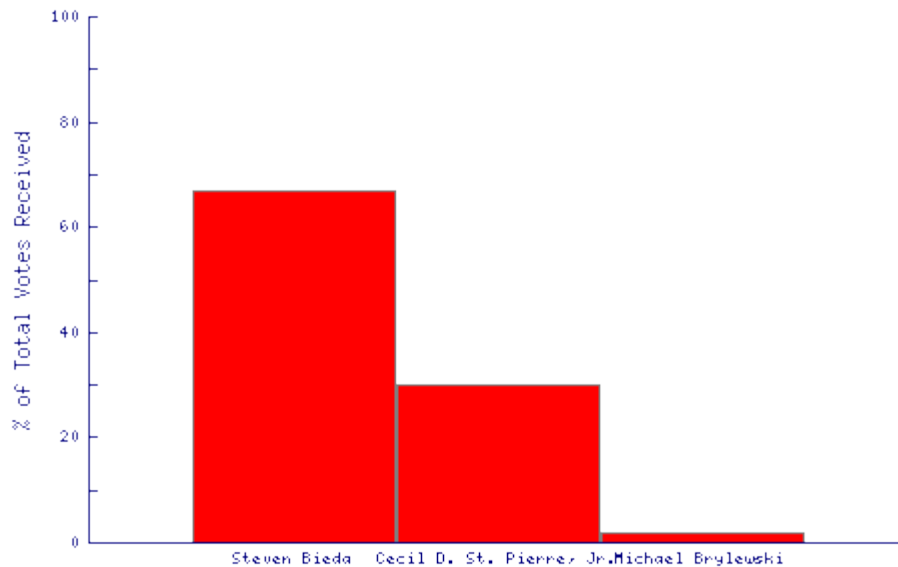


Representative in State Legislature - 25th District

One 2-year term

ONLY Macomb County Official Election Results

View [precinct breakdown](#) or [community totals](#).



Steven Bieda	DEM	22,633	67.4%
---------------------	-----	---------------	--------------

Cecil D. St. Pierre, Jr.	REP	10,151	30.2%
---------------------------------	-----	---------------	--------------

Michael Brylewski	LIB	794	2.4%
--------------------------	-----	------------	-------------

100.0% of precincts reporting.

These same results may also be obtained via:

- Election Telephone Hotline: 586.469.5209.

- 24-Hour Fax (Within MI): 1.888.99.CLERK (request document number 6710).
- 24-Hour Fax (Outside of MI): 1.310.575.5035 (request document number 6710).

www.MCNTV.com

webmaster@mcntv.com

[Click here to return to race list](#)

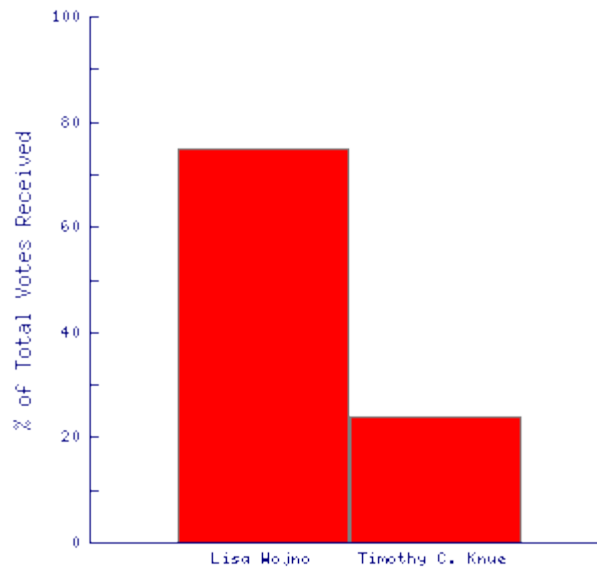


Representative in State Legislature - 28th District

One 2-year term

ONLY Macomb County Official Election Results

View [precinct breakdown](#) or [community totals](#).



Lisa Wojno	DEM	19,965	75.2%
-------------------	-----	---------------	--------------

Timothy C. Knue	REP	6,591	24.8%
------------------------	-----	--------------	--------------

100.0% of precincts reporting.

These same results may also be obtained via:

- Election Telephone Hotline: 586.469.5209.
- 24-Hour Fax (Within MI): 1.888.99.CLERK (request document number 6710).
- 24-Hour Fax (Outside of MI): 1.310.575.5035 (request document number 6710).

www.MCNTV.com

webmaster@mcntv.com

[Click here to return to race list](#)

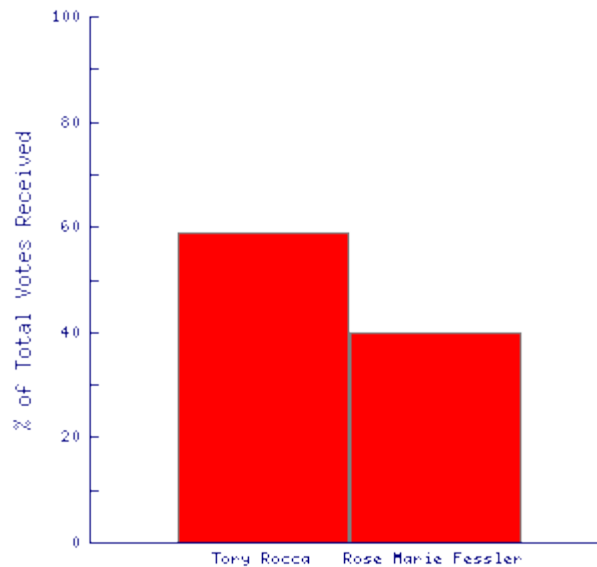


Representative in State Legislature - 30th District

One 2-year term

ONLY Macomb County Official Election Results

View [precinct breakdown](#) or [community totals](#).



Tory Rocca	REP	19,387	59.7%
-------------------	-----	---------------	--------------

Rose Marie Fessler	DEM	13,066	40.3%
---------------------------	-----	---------------	--------------

100% of precincts reporting.

These same results may also be obtained via:

- Election Telephone Hotline: 586.469.5209.
- 24-Hour Fax (Within MI): 1.888.99.CLERK (request document number 6710).
- 24-Hour Fax (Outside of MI): 1.310.575.5035 (request document number 6710).

www.MCNTV.com

webmaster@mcntv.com

[Click here to return to race list](#)

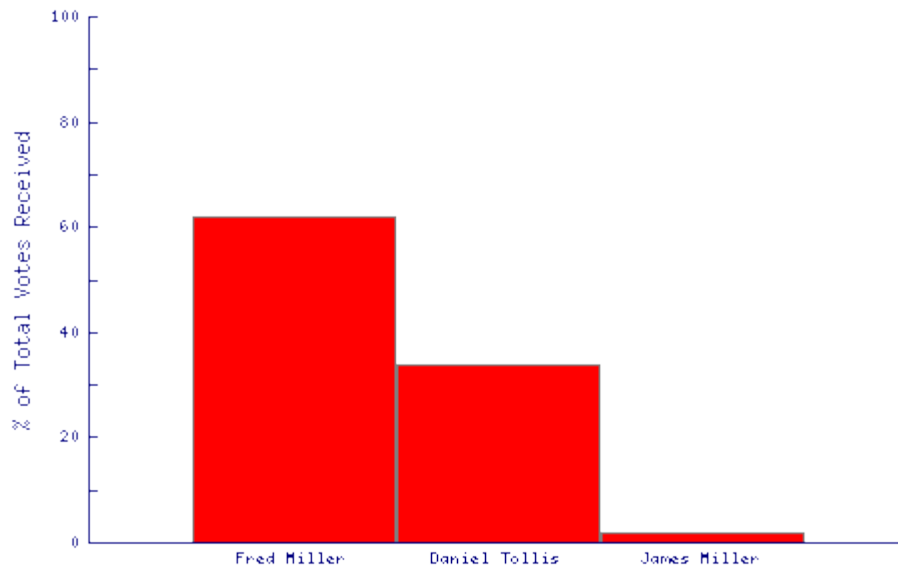


Representative in State Legislature - 31st District

One 2-year term

ONLY Macomb County Official Election Results

View [precinct breakdown](#) or [community totals](#).



Fred Miller DEM 18,584 62.6%

Daniel Tollis REP 10,348 34.8%

James Miller LIB 777 2.6%

100.0% of precincts reporting.

These same results may also be obtained via:

- Election Telephone Hotline: 586.469.5209.

- 24-Hour Fax (Within MI): 1.888.99.CLERK (request document number 6710).
- 24-Hour Fax (Outside of MI): 1.310.575.5035 (request document number 6710).

www.MCNTV.com

webmaster@mcntv.com