



# Election Results

## Macomb County, Michigan August 7, 2012 Election

Click below for the official results of the August 7, 2012 election for Macomb County as the results are tabulated.

This site is brought to you by [Macomb County Clerk/Register of Deeds Carmella Sabaugh](#).  
Macomb County campaign finance documents are available online.



View the results of previous elections at the [Macomb County Clerk's Election Department](#).  
Choose an option below to explore our site.



### Results

Click for election results by race, including breakdown by precincts.



### Voter Turnout

Click for a listing of voter turnout by jurisdiction.



### Campaign Finance Reports

Click for Campaign Finance Reports, committees that still owe fees to the County, and more.



### More Election Information

Click to visit the Macomb County Clerk's Election Department's website.



# Election Results

## Harrison Twp Clerk One 4-year term

Official results, updated August 21, 9:05 PM

[Race List](#) | [Race Summary](#) | [Race Details](#) | [Race Details \(Printer Friendly\)](#)

Republican Party				
10 of 10 (100.0%) precincts reporting*				
Adam Wit	REP	1,944	70.1%	
Jared Lee Maynard	REP	830	29.9%	

Democratic Party				
There are no declared candidates for this office.				

\*Please Note: A precinct will not display in the percent of precincts reporting until both election day and AV (absentee) results are recorded for that precinct.



# Harrison Twp Treasurer One 4-year term

Official results, updated August 21, 9:05 PM

[Race List](#) | [Race Summary](#) | [Race Details](#) | [Race Details \(Printer Friendly\)](#)

Republican Party				
10 of 10 (100.0%) precincts reporting*				
Darrin S. York	REP	1,806	66.6%	<div style="width: 66.6%;"></div>
Doreen Glappa	REP	905	33.4%	<div style="width: 33.4%;"></div>

Democratic Party				
There are no declared candidates for this office.				

\*Please Note: A precinct will not display in the percent of precincts reporting until both election day and AV (absentee) results are recorded for that precinct.



## Harrison Twp Trustee

Four 4-year terms

Official results, updated August 21, 9:05 PM

[Race List](#) | [Race Summary](#) | [Race Details](#) | [Race Details \(Printer Friendly\)](#)

Republican Party				
10 of 10 (100.0%) precincts reporting*				
Larry Tomenello	REP	1,862	29.9%	
Frank Kapral	REP	1,784	28.6%	
Marshall W. Rosquin	REP	1,301	20.9%	
James Senstock	REP	1,290	20.7%	

Democratic Party				
10 of 10 (100.0%) precincts reporting*				
John Swiatkowski	DEM	884	37.1%	
Richard M. Sheehy	DEM	778	32.7%	
David Bratto	DEM	720	30.2%	

\*Please Note: A precinct will not display in the percent of precincts reporting until both election day and AV (absentee) results are recorded for that precinct.



## Lenox Twp Supervisor One 4-year term

Official results, updated August 21, 9:05 PM

[Race List](#) | [Race Summary](#) | [Race Details](#) | [Race Details \(Printer Friendly\)](#)

Republican Party	
There are no declared candidates for this office.	

Democratic Party				
4 of 4 (100.0%) precincts reporting*				
Ron Trombly	DEM	638	58.8%	<div style="width: 58.8%; height: 10px; background-color: red;"></div>
Lou Ianitelli	DEM	447	41.2%	<div style="width: 41.2%; height: 10px; background-color: red;"></div>

\*Please Note: A precinct will not display in the percent of precincts reporting until both election day and AV (absentee) results are recorded for that precinct.





# Lenox Twp Clerk One 4-year term

Official results, updated August 21, 9:05 PM

[Race List](#) | [Race Summary](#) | [Race Details](#) | [Race Details \(Printer Friendly\)](#)

Republican Party	
There are no declared candidates for this office.	

Democratic Party	
4 of 4 (100.0%) precincts reporting*	
Jodi Kethe	DEM 643 60.0% 
Joe Marino	DEM 429 40.0% 

\*Please Note: A precinct will not display in the percent of precincts reporting until both election day and AV (absentee) results are recorded for that precinct.





# Lenox Twp Treasurer One 4-year term

Official results, updated August 21, 9:05 PM

[Race List](#) | [Race Summary](#) | [Race Details](#) | [Race Details \(Printer Friendly\)](#)

Republican Party	
There are no declared candidates for this office.	

Democratic Party	
4 of 4 (100.0%) precincts reporting*	
Karon J. Ottenbacher	DEM 633 58.8% 
Marnie Ickes	DEM 443 41.2% 

\*Please Note: A precinct will not display in the percent of precincts reporting until both election day and AV (absentee) results are recorded for that precinct.



## Lenox Twp Trustee

Two 4-year terms

Official results, updated August 21, 9:05 PM

[Race List](#) | [Race Summary](#) | [Race Details](#) | [Race Details \(Printer Friendly\)](#)

<b>Republican Party</b>
There are no declared candidates for this office.

<b>Democratic Party</b>				
4 of 4 (100.0%) precincts reporting*				
Karen A. Turchi	DEM	504	26.6%	<div style="width: 26.6%; height: 10px; background-color: red;"></div>
Chris Boyd	DEM	491	25.9%	<div style="width: 25.9%; height: 10px; background-color: red;"></div>
Mary Elizabeth Paisley	DEM	461	24.4%	<div style="width: 24.4%; height: 10px; background-color: red;"></div>
Michelle Gurley	DEM	437	23.1%	<div style="width: 23.1%; height: 10px; background-color: red;"></div>

\*Please Note: A precinct will not display in the percent of precincts reporting until both election day and AV (absentee) results are recorded for that precinct.





## Macomb Twp Supervisor One 4-year term

Official results, updated August 21, 9:05 PM

[Race List](#) | [Race Summary](#) | [Race Details](#) | [Race Details \(Printer Friendly\)](#)

Republican Party				
35 of 35 (100.0%) precincts reporting*				
Janet Dunn	REP	2,599	39.3%	<div style="width: 39.3%; height: 10px; background-color: red;"></div>
Mark H. Grabow	REP	2,084	31.5%	<div style="width: 31.5%; height: 10px; background-color: red;"></div>
Charles T. Missig	REP	1,935	29.2%	<div style="width: 29.2%; height: 10px; background-color: red;"></div>

Democratic Party
There are no declared candidates for this office.

\*Please Note: A precinct will not display in the percent of precincts reporting until both election day and AV (absentee) results are recorded for that precinct.



# Election Results

## Macomb Twp Clerk One 4-year term

Official results, updated August 21, 9:05 PM

[Race List](#) | [Race Summary](#) | [Race Details](#) | [Race Details \(Printer Friendly\)](#)

Republican Party				
35 of 35 (100.0%) precincts reporting*				
Michael D. Koehs	REP	3,696	55.9%	
Cathy Imbronone	REP	2,913	44.1%	

Democratic Party				
There are no declared candidates for this office.				

\*Please Note: A precinct will not display in the percent of precincts reporting until both election day and AV (absentee) results are recorded for that precinct.



## Macomb Twp Treasurer One 4-year term

Official results, updated August 21, 9:05 PM

[Race List](#) | [Race Summary](#) | [Race Details](#) | [Race Details \(Printer Friendly\)](#)

Republican Party				
35 of 35 (100.0%) precincts reporting*				
Karen M. Goodhue	REP	3,441	55.4%	<div style="width: 55.4%; height: 10px; background-color: red;"></div>
Thomas Christ	REP	2,774	44.6%	<div style="width: 44.6%; height: 10px; background-color: red;"></div>

Democratic Party
There are no declared candidates for this office.

\*Please Note: A precinct will not display in the percent of precincts reporting until both election day and AV (absentee) results are recorded for that precinct.



## Macomb Twp Trustee Four 4-year terms

Official results, updated August 21, 9:05 PM

[Race List](#) | [Race Summary](#) | [Race Details](#) | [Race Details \(Printer Friendly\)](#)

Republican Party				
35 of 35 (100.0%) precincts reporting*				
Nancy J. Nevers	REP	3,962	19.2%	<div style="width: 19.2%; height: 10px; background-color: red;"></div>
Dino Bucci	REP	3,793	18.4%	<div style="width: 18.4%; height: 10px; background-color: red;"></div>
Roger M. Krzeminski	REP	3,721	18.0%	<div style="width: 18.0%; height: 10px; background-color: red;"></div>
Clifford W. Freitas	REP	2,554	12.4%	<div style="width: 12.4%; height: 10px; background-color: red;"></div>
Renee Michaels	REP	2,499	12.1%	<div style="width: 12.1%; height: 10px; background-color: red;"></div>
Maria A. Napolitano	REP	2,356	11.4%	<div style="width: 11.4%; height: 10px; background-color: red;"></div>
Ernie Laing	REP	1,749	8.5%	<div style="width: 8.5%; height: 10px; background-color: red;"></div>

Democratic Party
There are no declared candidates for this office.

\*Please Note: A precinct will not display in the percent of precincts reporting until both election day and AV (absentee) results are recorded for that precinct.



# Election Results

## Ray Twp Supervisor One 4-year term

Official results, updated August 21, 9:05 PM

[Race List](#) | [Race Summary](#) | [Race Details](#) | [Race Details \(Printer Friendly\)](#)

Republican Party				
2 of 2 (100.0%) precincts reporting*				
Charles Roger Bohm	REP	466	54.5%	
Joseph Jarzyna	REP	303	35.4%	
Dan Jensenius	REP	63	7.4%	
Richard Rapp	REP	23	2.7%	

Democratic Party				
There are no declared candidates for this office.				

\*Please Note: A precinct will not display in the percent of precincts reporting until both election day and AV (absentee) results are recorded for that precinct.



# Ray Twp Clerk One 4-year term

Official results, updated August 21, 9:05 PM

[Race List](#) | [Race Summary](#) | [Race Details](#) | [Race Details \(Printer Friendly\)](#)

Republican Party				
2 of 2 (100.0%) precincts reporting*				
Paula Artman	REP	606	100.0%	

Democratic Party				
There are no declared candidates for this office.				

\*Please Note: A precinct will not display in the percent of precincts reporting until both election day and AV (absentee) results are recorded for that precinct.



# Election Results

## Ray Twp Treasurer One 4-year term

Official results, updated August 21, 9:05 PM

[Race List](#) | [Race Summary](#) | [Race Details](#) | [Race Details \(Printer Friendly\)](#)

Republican Party				
2 of 2 (100.0%) precincts reporting*				
Douglas Stier	REP	565	67.9%	
Laurie Alward-Diener	REP	267	32.1%	

Democratic Party				
2 of 2 (100.0%) precincts reporting*				
Susan Brown	DEM	68	100.0%	

\*Please Note: A precinct will not display in the percent of precincts reporting until both election day and AV (absentee) results are recorded for that precinct.



## Ray Twp Trustee

Two 4-year terms

Official results, updated August 21, 9:05 PM

[Race List](#) | [Race Summary](#) | [Race Details](#) | [Race Details \(Printer Friendly\)](#)

Republican Party				
2 of 2 (100.0%) precincts reporting*				
Betty L. Grader	REP	529	38.2%	<div style="width: 38.2%; height: 10px; background-color: red;"></div>
John T. Zoccola	REP	471	34.0%	<div style="width: 34.0%; height: 10px; background-color: red;"></div>
Timothy N. Brooks	REP	237	17.1%	<div style="width: 17.1%; height: 10px; background-color: red;"></div>
Michael Emiah	REP	148	10.7%	<div style="width: 10.7%; height: 10px; background-color: red;"></div>

Democratic Party
There are no declared candidates for this office.

\*Please Note: A precinct will not display in the percent of precincts reporting until both election day and AV (absentee) results are recorded for that precinct.





# Richmond Twp Supervisor One 4-year term

Official results, updated August 21, 9:05 PM

[Race List](#) | [Race Summary](#) | [Race Details](#) | [Race Details \(Printer Friendly\)](#)

Republican Party				
2 of 2 (100.0%) precincts reporting*				
Cindi Greenia	REP	304	100.0%	

Democratic Party				
There are no declared candidates for this office.				

\*Please Note: A precinct will not display in the percent of precincts reporting until both election day and AV (absentee) results are recorded for that precinct.



# Richmond Twp Clerk One 4-year term

Official results, updated August 21, 9:05 PM

[Race List](#) | [Race Summary](#) | [Race Details](#) | [Race Details \(Printer Friendly\)](#)

Republican Party				
2 of 2 (100.0%) precincts reporting*				
Catherine A. LaFontaine	REP	299	100.0%	<div style="width: 100%; height: 10px; background-color: red;"></div>

Democratic Party				
There are no declared candidates for this office.				

\*Please Note: A precinct will not display in the percent of precincts reporting until both election day and AV (absentee) results are recorded for that precinct.



# Election Results

## Richmond Twp Treasurer One 4-year term

Official results, updated August 21, 9:05 PM

[Race List](#) | [Race Summary](#) | [Race Details](#) | [Race Details \(Printer Friendly\)](#)

Republican Party				
2 of 2 (100.0%) precincts reporting*				
Robert Szalka	REP	285	100.0%	<div style="width: 100%;"><div style="width: 100%;"></div></div>

Democratic Party				
There are no declared candidates for this office.				

\*Please Note: A precinct will not display in the percent of precincts reporting until both election day and AV (absentee) results are recorded for that precinct.



## Richmond Twp Trustee Two 4-year terms

Official results, updated August 21, 9:05 PM

[Race List](#) | [Race Summary](#) | [Race Details](#) | [Race Details \(Printer Friendly\)](#)

Republican Party				
2 of 2 (100.0%) precincts reporting*				
Christopher DeVos	REP	264	55.2%	<div style="width: 55.2%; height: 10px; background-color: red;"></div>
Vern J. Kulman	REP	214	44.8%	<div style="width: 44.8%; height: 10px; background-color: red;"></div>

Democratic Party				
2 of 2 (100.0%) precincts reporting*				
Judith Murphy	DEM	99	100.0%	<div style="width: 100%; height: 10px; background-color: red;"></div>

\*Please Note: A precinct will not display in the percent of precincts reporting until both election day and AV (absentee) results are recorded for that precinct.



## Shelby Twp Supervisor One 4-year term

Official results, updated August 21, 9:05 PM

[Race List](#) | [Race Summary](#) | [Race Details](#) | [Race Details \(Printer Friendly\)](#)

Republican Party				
29 of 29 (100.0%) precincts reporting*				
Rick Stathakis	REP	5,859	56.1%	<div style="width: 56.1%; height: 10px; background-color: red;"></div>
Bob Leman	REP	4,588	43.9%	<div style="width: 43.9%; height: 10px; background-color: red;"></div>

Democratic Party
There are no declared candidates for this office.

\*Please Note: A precinct will not display in the percent of precincts reporting until both election day and AV (absentee) results are recorded for that precinct.



Shelby Twp Clerk  
One 4-year term

Official results, updated August 21, 9:05 PM

[Race List](#) | [Race Summary](#) | [Race Details](#) | [Race Details \(Printer Friendly\)](#)

Republican Party				
29 of 29 (100.0%) precincts reporting*				
Stanley T. Grot	REP	5,102	52.1%	
Richard Batchelder	REP	4,682	47.9%	

Democratic Party				
There are no declared candidates for this office.				

\*Please Note: A precinct will not display in the percent of precincts reporting until both election day and AV (absentee) results are recorded for that precinct.



## Shelby Twp Treasurer One 4-year term

Official results, updated August 21, 9:05 PM

[Race List](#) | [Race Summary](#) | [Race Details](#) | [Race Details \(Printer Friendly\)](#)

Republican Party				
29 of 29 (100.0%) precincts reporting*				
Michael Flynn	REP	5,351	53.6%	<div style="width: 53.6%; height: 10px; background-color: red;"></div>
Lisa Manzella	REP	4,630	46.4%	<div style="width: 46.4%; height: 10px; background-color: red;"></div>

Democratic Party
There are no declared candidates for this office.

\*Please Note: A precinct will not display in the percent of precincts reporting until both election day and AV (absentee) results are recorded for that precinct.



# Election Results

## Shelby Twp Trustee Four 4-year terms

Official results, updated August 21, 9:05 PM

[Race List](#) | [Race Summary](#) | [Race Details](#) | [Race Details \(Printer Friendly\)](#)

Republican Party				
29 of 29 (100.0%) precincts reporting*				
Douglas C. Wozniak	REP	4,116	11.9%	<div style="width: 11.9%;"></div>
Paula Calvaruso Filar	REP	4,037	11.7%	<div style="width: 11.7%;"></div>
Paul Viar	REP	3,862	11.2%	<div style="width: 11.2%;"></div>
Nick Nightingale	REP	3,608	10.4%	<div style="width: 10.4%;"></div>
Gary E. Kopp	REP	3,198	9.3%	<div style="width: 9.3%;"></div>
Brent Freeman	REP	2,846	8.2%	<div style="width: 8.2%;"></div>
David Curtis	REP	2,659	7.7%	<div style="width: 7.7%;"></div>
Raquel R. Moore	REP	2,434	7.0%	<div style="width: 7.0%;"></div>
Vincent A. Bernardi	REP	2,220	6.4%	<div style="width: 6.4%;"></div>
Carolyn Gammicchia	REP	1,913	5.5%	<div style="width: 5.5%;"></div>
Ann Byrd Brown	REP	1,660	4.8%	<div style="width: 4.8%;"></div>
John J. Holeton	REP	1,120	3.2%	<div style="width: 3.2%;"></div>
Steven H. Fick	REP	876	2.5%	<div style="width: 2.5%;"></div>

Democratic Party				
29 of 29 (100.0%) precincts reporting*				
Clarence A. Cook	DEM	1,855	100.0%	<div style="width: 100%;"></div>

\*Please Note: A precinct will not display in the percent of precincts reporting until both election day and AV (absentee) results are recorded for that precinct.





## Washington Twp Supervisor One 4-year term

Official results, updated August 21, 9:05 PM

[Race List](#) | [Race Summary](#) | [Race Details](#) | [Race Details \(Printer Friendly\)](#)

Republican Party				
9 of 9 (100.0%) precincts reporting*				
Dan O'Leary	REP	2,587	100.0%	<div style="width: 100%; height: 10px; background-color: red;"></div>

Democratic Party				
There are no declared candidates for this office.				

\*Please Note: A precinct will not display in the percent of precincts reporting until both election day and AV (absentee) results are recorded for that precinct.



# Washington Twp Clerk One 4-year term

Official results, updated August 21, 9:05 PM

[Race List](#) | [Race Summary](#) | [Race Details](#) | [Race Details \(Printer Friendly\)](#)

Republican Party				
9 of 9 (100.0%) precincts reporting*				
Kathy Bosheers	REP	2,527	100.0%	<div style="width: 100%; height: 10px; background-color: red;"></div>

Democratic Party				
There are no declared candidates for this office.				

\*Please Note: A precinct will not display in the percent of precincts reporting until both election day and AV (absentee) results are recorded for that precinct.



## Washington Twp Treasurer One 4-year term

Official results, updated August 21, 9:05 PM

[Race List](#) | [Race Summary](#) | [Race Details](#) | [Race Details \(Printer Friendly\)](#)

Republican Party				
9 of 9 (100.0%) precincts reporting*				
Linda S. Verellen	REP	2,304	73.9%	<div style="width: 73.9%; height: 10px; background-color: red;"></div>
Joe Fortuna	REP	812	26.1%	<div style="width: 26.1%; height: 10px; background-color: red;"></div>

Democratic Party
There are no declared candidates for this office.

\*Please Note: A precinct will not display in the percent of precincts reporting until both election day and AV (absentee) results are recorded for that precinct.