



# Election Results

## Macomb County, Michigan August 7, 2012 Election

Click below for the official results of the August 7, 2012 election for Macomb County as the results are tabulated.

This site is brought to you by [Macomb County Clerk/Register of Deeds Carmella Sabaugh](#).  
Macomb County campaign finance documents are available online.



View the results of previous elections at the [Macomb County Clerk's Election Department](#).  
Choose an option below to explore our site.



### Results

Click for election results by race, including breakdown by precincts.



### Voter Turnout

Click for a listing of voter turnout by jurisdiction.



### Campaign Finance Reports

Click for Campaign Finance Reports, committees that still owe fees to the County, and more.



### More Election Information

Click to visit the Macomb County Clerk's Election Department's website.



## Shelby Twp Treasurer One 4-year term

Official results, updated August 21, 9:05 PM

[Race List](#) | [Race Summary](#) | [Race Details](#) | [Race Details \(Printer Friendly\)](#)

Republican Party				
29 of 29 (100.0%) precincts reporting*				
Michael Flynn	REP	5,351	53.6%	<div style="width: 53.6%; height: 10px; background-color: red;"></div>
Lisa Manzella	REP	4,630	46.4%	<div style="width: 46.4%; height: 10px; background-color: red;"></div>

Democratic Party
There are no declared candidates for this office.

\*Please Note: A precinct will not display in the percent of precincts reporting until both election day and AV (absentee) results are recorded for that precinct.



## Shelby Twp Trustee

### Four 4-year terms

Official results, updated August 21, 9:05 PM

[Race List](#) | [Race Summary](#) | [Race Details](#) | [Race Details \(Printer Friendly\)](#)

Republican Party				
29 of 29 (100.0%) precincts reporting*				
Douglas C. Wozniak	REP	4,116	11.9%	<div style="width: 11.9%; height: 10px; background-color: red;"></div>
Paula Calvaruso Filar	REP	4,037	11.7%	<div style="width: 11.7%; height: 10px; background-color: red;"></div>
Paul Viar	REP	3,862	11.2%	<div style="width: 11.2%; height: 10px; background-color: red;"></div>
Nick Nightingale	REP	3,608	10.4%	<div style="width: 10.4%; height: 10px; background-color: red;"></div>
Gary E. Kopp	REP	3,198	9.3%	<div style="width: 9.3%; height: 10px; background-color: red;"></div>
Brent Freeman	REP	2,846	8.2%	<div style="width: 8.2%; height: 10px; background-color: red;"></div>
David Curtis	REP	2,659	7.7%	<div style="width: 7.7%; height: 10px; background-color: red;"></div>
Raquel R. Moore	REP	2,434	7.0%	<div style="width: 7.0%; height: 10px; background-color: red;"></div>
Vincent A. Bernardi	REP	2,220	6.4%	<div style="width: 6.4%; height: 10px; background-color: red;"></div>
Carolyn Gammicchia	REP	1,913	5.5%	<div style="width: 5.5%; height: 10px; background-color: red;"></div>
Ann Byrd Brown	REP	1,660	4.8%	<div style="width: 4.8%; height: 10px; background-color: red;"></div>
John J. Holeton	REP	1,120	3.2%	<div style="width: 3.2%; height: 10px; background-color: red;"></div>
Steven H. Fick	REP	876	2.5%	<div style="width: 2.5%; height: 10px; background-color: red;"></div>

Democratic Party				
29 of 29 (100.0%) precincts reporting*				
Clarence A. Cook	DEM	1,855	100.0%	<div style="width: 100%; height: 10px; background-color: red;"></div>

\*Please Note: A precinct will not display in the percent of precincts reporting until both election day and AV (absentee) results are recorded for that precinct.



## Washington Twp Supervisor One 4-year term

Official results, updated August 21, 9:05 PM

[Race List](#) | [Race Summary](#) | [Race Details](#) | [Race Details \(Printer Friendly\)](#)

Republican Party				
9 of 9 (100.0%) precincts reporting*				
Dan O'Leary	REP	2,587	100.0%	<div style="width: 100%; height: 10px; background-color: red;"></div>

Democratic Party				
There are no declared candidates for this office.				

\*Please Note: A precinct will not display in the percent of precincts reporting until both election day and AV (absentee) results are recorded for that precinct.



## Washington Twp Clerk One 4-year term

Official results, updated August 21, 9:05 PM

[Race List](#) | [Race Summary](#) | [Race Details](#) | [Race Details \(Printer Friendly\)](#)

Republican Party				
9 of 9 (100.0%) precincts reporting*				
Kathy Bosheers	REP	2,527	100.0%	<div style="width: 100%; height: 10px; background-color: red;"></div>

Democratic Party				
There are no declared candidates for this office.				

\*Please Note: A precinct will not display in the percent of precincts reporting until both election day and AV (absentee) results are recorded for that precinct.



# Election Results

## Washington Twp Treasurer One 4-year term

Official results, updated August 21, 9:05 PM

[Race List](#) | [Race Summary](#) | [Race Details](#) | [Race Details \(Printer Friendly\)](#)

Republican Party				
9 of 9 (100.0%) precincts reporting*				
Linda S. Verellen	REP	2,304	73.9%	<div style="width: 73.9%;"></div>
Joe Fortuna	REP	812	26.1%	<div style="width: 26.1%;"></div>

Democratic Party				
There are no declared candidates for this office.				

\*Please Note: A precinct will not display in the percent of precincts reporting until both election day and AV (absentee) results are recorded for that precinct.



## Washington Twp Trustee Four 4-year terms

Official results, updated August 21, 9:05 PM

[Race List](#) | [Race Summary](#) | [Race Details](#) | [Race Details \(Printer Friendly\)](#)

Republican Party				
9 of 9 (100.0%) precincts reporting*				
Lisa Rapp	REP	1,964	20.0%	<div style="width: 20%; height: 10px; background-color: red;"></div>
Abby Jacobson	REP	1,618	16.5%	<div style="width: 16.5%; height: 10px; background-color: red;"></div>
Harold Miller	REP	1,182	12.1%	<div style="width: 12.1%; height: 10px; background-color: red;"></div>
Art Grimes	REP	1,134	11.6%	<div style="width: 11.6%; height: 10px; background-color: red;"></div>
Jim Richardson	REP	996	10.2%	<div style="width: 10.2%; height: 10px; background-color: red;"></div>
Bill Scarborough	REP	939	9.6%	<div style="width: 9.6%; height: 10px; background-color: red;"></div>
Stanley Babinski	REP	852	8.7%	<div style="width: 8.7%; height: 10px; background-color: red;"></div>
Sebastian S. Previti	REP	675	6.9%	<div style="width: 6.9%; height: 10px; background-color: red;"></div>
Richard Seldon	REP	449	4.6%	<div style="width: 4.6%; height: 10px; background-color: red;"></div>

Democratic Party
There are no declared candidates for this office.



\*Please Note: A precinct will not display in the percent of precincts reporting until both election day and AV (absentee) results are recorded for that precinct.



## Macomb County Veterans' Millage

Official results, updated August 21, 9:07 PM

[Race List](#) | [Race Summary](#) | [Race Details](#) | [Race Details \(Printer Friendly\)](#)

353 of 353 (100.0%) precincts reporting*				
YES		100,792	80.8%	
NO		24,004	19.2%	

\*Please Note: A precinct will not display in the percent of precincts reporting until both election day and AV (absentee) results are recorded for that precinct.





# Macomb County Art Institute Authority Millage

Official results, updated August 21, 9:07 PM

[Race List](#) | [Race Summary](#) | [Race Details](#) | [Race Details \(Printer Friendly\)](#)

353 of 353 (100.0%) precincts reporting*				
YES		63,272	50.5%	
NO		61,930	49.5%	

\*Please Note: A precinct will not display in the percent of precincts reporting until both election day and AV (absentee) results are recorded for that precinct.



## Eastpointe Charter Amendment, Chapter III

Official results, updated August 21, 9:07 PM

[Race List](#) | [Race Summary](#) | [Race Details](#) | [Race Details \(Printer Friendly\)](#)

12 of 12 (100.0%) precincts reporting*				
YES		2,146	53.8%	<div style="width: 53.8%;"></div>
NO		1,846	46.2%	<div style="width: 46.2%;"></div>

\*Please Note: A precinct will not display in the percent of precincts reporting until both election day and AV (absentee) results are recorded for that precinct.



## Eastpointe Charter Amendment, Chapter XII

Official results, updated August 21, 9:07 PM

[Race List](#) | [Race Summary](#) | [Race Details](#) | [Race Details \(Printer Friendly\)](#)

12 of 12 (100.0%) precincts reporting*				
YES		2,259	58.1%	<div style="width: 58.1%;"></div>
NO		1,629	41.9%	<div style="width: 41.9%;"></div>

\*Please Note: A precinct will not display in the percent of precincts reporting until both election day and AV (absentee) results are recorded for that precinct.



## Eastpointe Library Millage

Official results, updated August 21, 9:07 PM

[Race List](#) | [Race Summary](#) | [Race Details](#) | [Race Details \(Printer Friendly\)](#)

12 of 12 (100.0%) precincts reporting*				
YES		2,978	69.8%	<div style="width: 69.8%;"></div>
NO		1,288	30.2%	<div style="width: 30.2%;"></div>



\*Please Note: A precinct will not display in the percent of precincts reporting until both election day and AV (absentee) results are recorded for that precinct.



## New Baltimore Charter Commission

Official results, updated August 21, 9:07 PM

[Race List](#) | [Race Summary](#) | [Race Details](#) | [Race Details \(Printer Friendly\)](#)

5 of 5 (100.0%) precincts reporting*				
NO		956	55.8%	
YES		758	44.2%	

\*Please Note: A precinct will not display in the percent of precincts reporting until both election day and AV (absentee) results are recorded for that precinct.



## Warren Police and Fire Millage

Official results, updated August 21, 9:07 PM

[Race List](#) | [Race Summary](#) | [Race Details](#) | [Race Details \(Printer Friendly\)](#)

57 of 57 (100.0%) precincts reporting*				
YES		12,075	65.4%	<div style="width: 65.4%;"></div>
NO		6,397	34.6%	<div style="width: 34.6%;"></div>

\*Please Note: A precinct will not display in the percent of precincts reporting until both election day and AV (absentee) results are recorded for that precinct.



# Election Results

## Bruce Twp Parks and Recreation Millage Renewal

Official results, updated August 21, 9:07 PM

[Race List](#) | [Race Summary](#) | [Race Details](#) | [Race Details \(Printer Friendly\)](#)

4 of 4 (100.0%) precincts reporting*				
YES		1,462	67.1%	<div style="width: 67.1%;"></div>
NO		716	32.9%	<div style="width: 32.9%;"></div>

\*Please Note: A precinct will not display in the percent of precincts reporting until both election day and AV (absentee) results are recorded for that precinct.



## Bruce Twp Senior Citizen Transportation Millage Renewal

Official results, updated August 21, 9:07 PM

[Race List](#) | [Race Summary](#) | [Race Details](#) | [Race Details \(Printer Friendly\)](#)

4 of 4 (100.0%) precincts reporting*				
YES		1,576	77.0%	<div style="width: 77%;"></div>
NO		472	23.0%	<div style="width: 23%;"></div>

\*Please Note: A precinct will not display in the percent of precincts reporting until both election day and AV (absentee) results are recorded for that precinct.





## Harrison Twp Police and Fire Millage Renewal

Official results, updated August 21, 9:07 PM

[Race List](#) | [Race Summary](#) | [Race Details](#) | [Race Details \(Printer Friendly\)](#)

10 of 10 (100.0%) precincts reporting*				
YES		3,612	77.7%	<div style="width: 77.7%;"></div>
NO		1,037	22.3%	<div style="width: 22.3%;"></div>

\*Please Note: A precinct will not display in the percent of precincts reporting until both election day and AV (absentee) results are recorded for that precinct.



## Washington Twp Police Millage Renewal

Official results, updated August 21, 9:07 PM

[Race List](#) | [Race Summary](#) | [Race Details](#) | [Race Details \(Printer Friendly\)](#)

8 of 8 (100.0%) precincts reporting*				
YES		3,494	78.5%	<div style="width: 78.5%;"></div>
NO		958	21.5%	<div style="width: 21.5%;"></div>

\*Please Note: A precinct will not display in the percent of precincts reporting until both election day and AV (absentee) results are recorded for that precinct.



## Washington Twp Parks and Recreation Millage Renewal

Official results, updated August 21, 9:07 PM

[Race List](#) | [Race Summary](#) | [Race Details](#) | [Race Details \(Printer Friendly\)](#)

9 of 9 (100.0%) precincts reporting*				
YES		3,231	70.7%	<div style="width: 70.7%;"></div>
NO		1,337	29.3%	<div style="width: 29.3%;"></div>

\*Please Note: A precinct will not display in the percent of precincts reporting until both election day and AV (absentee) results are recorded for that precinct.



## Washington Twp Senior Citizen Transportation Millage Renewal

Official results, updated August 21, 9:07 PM

[Race List](#) | [Race Summary](#) | [Race Details](#) | [Race Details \(Printer Friendly\)](#)

9 of 9 (100.0%) precincts reporting*				
YES		3,583	78.1%	<div style="width: 78.1%; height: 10px; background-color: red;"></div>
NO		1,006	21.9%	<div style="width: 21.9%; height: 10px; background-color: red;"></div>

\*Please Note: A precinct will not display in the percent of precincts reporting until both election day and AV (absentee) results are recorded for that precinct.



## Village of New Haven Police Millage

Official results, updated August 21, 9:07 PM

[Race List](#) | [Race Summary](#) | [Race Details](#) | [Race Details \(Printer Friendly\)](#)

2 of 2 (100.0%) precincts reporting*				
NO		357	53.9%	
YES		305	46.1%	

\*Please Note: A precinct will not display in the percent of precincts reporting until both election day and AV (absentee) results are recorded for that precinct.



# Election Results

## Macomb County, Michigan August 7, 2012 Election Voter Turnout

This page shows you the percentage of registered voters who cast a ballot for this election, by jurisdiction. These numbers will continue to increase until all precincts have reported. You can re-sort the list by clicking a column header.

Updated August 21, 9:07 PM

Jurisdiction ▼	Turnout
Armada Township	30.6%
Bruce Township	35.4%
Center Line	20.7%
Chesterfield Township	20.7%
Clinton Township	20.7%
Eastpointe	19.2%
Fraser	21.9%
Harrison Township	25.8%
Lenox Township	24.2%
Macomb Township	22.3%
Memphis	18.1%
Mt. Clemens	20.7%
New Baltimore	22.1%
Ray Township	36.9%
Richmond Township	21.3%
Richmond City	23.4%
Roseville	15.7%
Shelby Township	28%
St. Clair Shores	24.9%
Sterling Heights	20%
Utica	19.8%
Village of Grosse Pointe Shores	35%
Warren	19.6%
Washington Township	26.7%
MACOMB COUNTY	21.9%



# Election Results

## Macomb County, Michigan August 7, 2012 Election Voter Turnout

This page shows you the percentage of registered voters who cast a ballot for this election, by jurisdiction. These numbers will continue to increase until all precincts have reported. You can re-sort the list by clicking a column header.

Updated August 21, 9:07 PM

Jurisdiction ▼	Turnout
Armada Township	30.6%
Bruce Township	35.4%
Center Line	20.7%
Chesterfield Township	20.7%
Clinton Township	20.7%
Eastpointe	19.2%
Fraser	21.9%
Harrison Township	25.8%
Lenox Township	24.2%
Macomb Township	22.3%
Memphis	18.1%
Mt. Clemens	20.7%
New Baltimore	22.1%
Ray Township	36.9%
Richmond Township	21.3%
Richmond City	23.4%
Roseville	15.7%
Shelby Township	28%
St. Clair Shores	24.9%
Sterling Heights	20%
Utica	19.8%
Village of Grosse Pointe Shores	35%
Warren	19.6%
Washington Township	26.7%
MACOMB COUNTY	21.9%



# Election Results

## U.S. Senator One 6-Year Term

Official results, updated August 21, 9:04 PM

[Race List](#) | [Race Summary](#) | [Race Details](#) | [Race Details \(Printer Friendly\)](#)

POLL BOOK TOTALS	Clark Durant (REP)			Gary Glenn (REP)			Pete Hoekstra (REP)			Randy Hekman (REP)			Debbie Stabenow (DEM)			
	AV	Elec Day	TOTAL	AV	Elec Day	TOTAL	AV	Elec Day	TOTAL	AV	Elec Day	TOTAL	AV	Elec Day	TOTAL	
<b>ARMADA TOWNSHIP</b>																
01	720	49	100	149	11	23	34	88	104	192	10	21	31	47	64	111
02	461	17	76	93	3	18	21	52	100	152	3	11	14	29	44	73
	1,181	66	176	242	14	41	55	140	204	344	13	32	45	76	108	184
<b>BRUCE TOWNSHIP</b>																
01	462	40	61	101	6	10	16	63	86	149	2	9	11	30	65	95
02	824	67	131	198	16	27	43	114	196	310	4	20	24	21	70	91
03	460	29	69	98	13	7	20	73	82	155	5	15	20	26	32	58
04	540	30	94	124	10	17	27	69	118	187	3	14	17	18	57	75
	2,286	166	355	521	45	61	106	319	482	801	14	58	72	95	224	319
<b>CENTER LINE CITY</b>																
01	346	6	35	41	5	0	5	10	25	35	1	1	2	82	125	207
02	201	9	12	21	1	3	4	14	14	28	0	1	1	56	52	108
03	285	12	22	34	5	0	5	5	18	23	1	4	5	64	120	184
04	206	2	22	24	0	6	6	13	29	42	0	2	2	33	79	112
05	203	8	23	31	1	3	4	3	14	17	0	2	2	52	76	128
	1,241	37	114	151	12	12	24	45	100	145	2	10	12	287	452	739
<b>CHESTERFIELD TOWNSHIP</b>																
01	465	N/A	76	76	N/A	10	10	N/A	102	102	N/A	6	6	N/A	185	185
02	396	N/A	74	74	N/A	20	20	N/A	95	95	N/A	10	10	N/A	146	146

■ Yellow in the TOTALS column means precinct hasn't reported  
 N/A indicates AV (Absentee) results are included in Elec Day results





# Election Results

## U.S. Senator One 6-Year Term

Official results, updated August 21, 9:04 PM

[Race List](#) | [Race Summary](#) | [Race Details](#) | [Race Details \(Printer Friendly\)](#)

POLL BOOK TOTALS	Clark Durant (REP)			Gary Glenn (REP)			Pete Hoekstra (REP)			Randy Hekman (REP)			Debbie Stabenow (DEM)			
	AV	Elec Day	TOTAL	AV	Elec Day	TOTAL	AV	Elec Day	TOTAL	AV	Elec Day	TOTAL	AV	Elec Day	TOTAL	
<b>ARMADA TOWNSHIP</b>																
01	720	49	100	149	11	23	34	88	104	192	10	21	31	47	64	111
02	461	17	76	93	3	18	21	52	100	152	3	11	14	29	44	73
	1,181	66	176	242	14	41	55	140	204	344	13	32	45	76	108	184
<b>BRUCE TOWNSHIP</b>																
01	462	40	61	101	6	10	16	63	86	149	2	9	11	30	65	95
02	824	67	131	198	16	27	43	114	196	310	4	20	24	21	70	91
03	460	29	69	98	13	7	20	73	82	155	5	15	20	26	32	58
04	540	30	94	124	10	17	27	69	118	187	3	14	17	18	57	75
	2,286	166	355	521	45	61	106	319	482	801	14	58	72	95	224	319
<b>CENTER LINE CITY</b>																
01	346	6	35	41	5	0	5	10	25	35	1	1	2	82	125	207
02	201	9	12	21	1	3	4	14	14	28	0	1	1	56	52	108
03	285	12	22	34	5	0	5	5	18	23	1	4	5	64	120	184
04	206	2	22	24	0	6	6	13	29	42	0	2	2	33	79	112
05	203	8	23	31	1	3	4	3	14	17	0	2	2	52	76	128
	1,241	37	114	151	12	12	24	45	100	145	2	10	12	287	452	739
<b>CHESTERFIELD TOWNSHIP</b>																
01	465	N/A	76	76	N/A	10	10	N/A	102	102	N/A	6	6	N/A	185	185
02	396	N/A	74	74	N/A	20	20	N/A	95	95	N/A	10	10	N/A	146	146
03	481	N/A	86	86	N/A	16	16	N/A	94	94	N/A	9	9	N/A	203	203
04	127	N/A	29	29	N/A	2	2	N/A	26	26	N/A	2	2	N/A	42	42
05	465	N/A	62	62	N/A	14	14	N/A	108	108	N/A	11	11	N/A	187	187
06	378	N/A	62	62	N/A	15	15	N/A	77	77	N/A	9	9	N/A	155	155
07	493	N/A	79	79	N/A	16	16	N/A	110	110	N/A	16	16	N/A	192	192
08	414	N/A	65	65	N/A	10	10	N/A	86	86	N/A	7	7	N/A	162	162
09	322	N/A	49	49	N/A	8	8	N/A	75	75	N/A	8	8	N/A	123	123
10	662	N/A	138	138	N/A	26	26	N/A	185	185	N/A	10	10	N/A	203	203
11	250	N/A	32	32	N/A	6	6	N/A	62	62	N/A	7	7	N/A	99	99
12	226	N/A	37	37	N/A	9	9	N/A	49	49	N/A	1	1	N/A	88	88
13	375	N/A	77	77	N/A	9	9	N/A	75	75	N/A	10	10	N/A	156	156
14	221	N/A	33	33	N/A	8	8	N/A	61	61	N/A	6	6	N/A	74	74
15	56	N/A	0	0	N/A	0	0	N/A	12	12	N/A	4	4	N/A	33	33
16	201	N/A	21	21	N/A	3	3	N/A	50	50	N/A	8	8	N/A	93	93
17	128	N/A	15	15	N/A	5	5	N/A	27	27	N/A	0	0	N/A	51	51



	596	43	46	89	3	6	9	101	60	161	5	3	8	42	100	142
45	373	30	38	68	4	2	6	39	60	99	0	1	1	71	82	153
46	567	61	35	96	8	5	13	119	42	161	7	1	8	152	75	227
	15,161	1,003	1,400	2,403	181	161	342	1,689	1,539	3,228	91	159	250	3,247	3,332	6,579

**EASTPOINTE**

01	272	3	29	32	0	4	4	9	32	41	0	5	5	38	129	167
02	446	17	35	52	1	5	6	14	46	60	0	6	6	83	185	268
03	374	8	45	53	1	5	6	10	29	39	1	4	5	64	146	210
04	351	15	33	48	0	4	4	16	30	46	0	4	4	65	143	208
05	329	2	32	34	2	8	10	8	26	34	2	7	9	58	143	201
06	341	7	40	47	1	2	3	18	26	44	0	6	6	56	141	197
07	391	6	21	27	2	2	4	9	16	25	1	0	1	67	227	294
08	338	12	18	30	2	2	4	6	11	17	0	4	4	68	192	260
09	361	3	42	45	4	7	11	11	22	33	2	4	6	71	151	222
10	296	11	28	39	2	2	4	8	22	30	3	6	9	79	102	181
11	518	19	43	62	1	4	5	26	51	77	3	3	6	96	213	309
12	531	20	41	61	1	5	6	32	26	58	4	3	7	98	247	345
	4,548	123	407	530	17	50	67	167	337	504	16	52	68	843	2,019	2,862

**FRASER**

01	251	5	28	33	1	3	4	11	27	38	2	3	5	66	65	131
02	425	22	61	83	0	9	9	33	61	94	6	10	16	66	99	165
03	557	32	74	106	6	10	16	48	49	97	5	3	8	147	119	266
04	349	13	39	52	0	0	0	38	28	66	1	4	5	60	112	172
05	130	7	15	22	0	2	2	9	9	18	0	0	0	33	37	70
06	452	18	67	85	4	8	12	45	47	92	5	5	10	65	120	185
07	248	14	15	29	4	6	10	26	25	51	2	2	4	46	78	124
	2,412	111	299	410	15	38	53	210	246	456	21	27	48	483	630	1,113

**HARRISON TOWNSHIP**

01	452	32	51	83	7	14	21	68	57	125	5	4	9	49	95	144
02	470	21	54	75	6	9	15	55	53	108	5	4	9	69	114	183
03	338	27	52	79	4	8	12	29	51	80	3	11	14	43	48	91
04	666	44	86	130	10	18	28	90	109	199	2	8	10	54	107	161
05	668	44	96	140	10	12	22	94	131	225	3	8	11	56	77	133
06	565	33	79	112	2	8	10	68	117	185	4	7	11	61	94	155
07	683	68	83	151	7	12	19	77	95	172	11	12	23	72	107	179
08	324	14	32	46	3	3	6	34	38	72	1	1	2	58	80	138
09	513	44	43	87	12	7	19	102	81	183	9	6	15	54	56	110
10	392	15	49	64	1	7	8	46	78	124	0	4	4	39	73	112
	5,071	342	625	967	62	98	160	663	810	1,473	43	65	108	555	851	1,406

**LENOX TOWNSHIP**

01	469	15	40	55	5	6	11	17	17	34	3	1	4	71	124	195
02	444	9	26	35	3	8	11	15	23	38	3	0	3	85	137	222
03	509	2	35	37	0	6	6	8	43	51	3	10	13	80	249	329
04	167	0	14	14	0	5	5	3	23	26	0	2	2	12	82	94
	1,589	26	115	141	8	25	33	43	106	149	9	13	22	248	592	840

**MACOMB TOWNSHIP**

01	323	20	40	60	4	8	12	49	51	100	2	5	7	47	40	87
02	448	27	45	72	3	12	15	64	59	123	2	4	6	56	82	138
03	292	13	50	63	0	7	7	29	65	94	2	7	9	31	42	73