

Carmella Sabaugh

Clerk/Register of Deeds

MACOMB COUNTY Nov. 5, 2013 Election Official Results

CANDIDATES

Center Line

[Mayor](#)

[Council](#)

Eastpointe

[Council](#)

Fraser

[Council](#)

Memphis

[Mayor](#)

[Council](#)

Mount Clemens

[Mayor](#)

[Commission](#)

New Baltimore

[Mayor](#)

[Clerk](#)

[Treasurer](#)

[Council](#)

[Council \(Partial Term\)](#)

Richmond

[Council](#)

Roseville

[Mayor](#)

[Clerk](#)

[Treasurer](#)

[Council](#)

St. Clair Shores

[Council](#)

Sterling Heights

[Mayor](#)

[Council](#)



Election Results

Registered Voters: 6,150

Total Voted: 1,365

Turnout: 22.20%

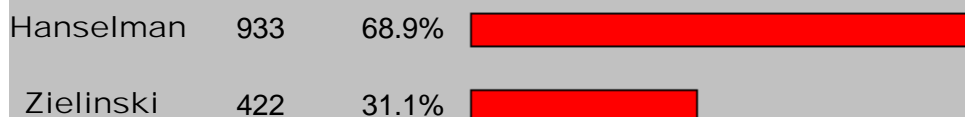
Updated: 12:23 PM

OFFICIAL ELECTION RESULTS

November 5, 2013 Election

City of Center Line - Mayor (One 4-year term)

ELECTION DAY PRECINCTS REPORTED:	5	of	5	100.00%
ABSENTEE PRECINCTS REPORTED:	5	of	5	100.00%



CENTER LINE

PRECINCT	POLL BOOK	David W. Hanselman	Mary Ann Zielinski
		Hanselman	Zielinski
1	257	182	74
1 (AV)	122	76	45
2	124	83	40
2 (AV)	119	76	42
3	215	147	68
3 (AV)	101	63	38
4	157	118	35
4 (AV)	60	39	20
5	135	98	36
5 (AV)	75	51	24
TOTAL	1,365	933	422

RACE SELECTOR

Candidate Races

[Center Line Mayor](#)
[Center Line Council](#)
[Eastpointe Council](#)
[Fraser Council](#)
[Memphis Mayor](#)
[Memphis Council](#)
[Mount Clemens Mayor](#)
[Mount Clemens Commission](#)
[New Baltimore Mayor](#)
[New Baltimore Clerk](#)
[New Baltimore Treasurer](#)
[New Baltimore Council](#)
[New Baltimore Council Partial Term](#)
[Richmond Council](#)
[Roseville Mayor](#)
[Roseville Clerk](#)
[Roseville Treasurer](#)
[Roseville Council](#)
[St. Clair Shores Council](#)
[Sterling Heights Mayor](#)
[Sterling Heights Council](#)
[Utica Mayor](#)
[Utica Council](#)

Proposals

[Eastpointe Proposal 1](#)
[Eastpointe Proposal 2](#)
[Eastpointe Proposal 3](#)
[New Baltimore Millage](#)
[Sterling Heights Police, Fire, and Streets Millage](#)
[Clinton Township Police Proposal](#)
[Clinton Township Fire Proposal](#)
[Armada Area Schools Operating Millage Renewal](#)
[Armada Area Schools Sinking Fund Millage](#)
[Richmond Comm. Schools Bonding Proposal](#)
[Romeo Community Schools Bond Proposition](#)



Election Results

Registered Voters: 6,150
Total Voted: 1,365
Turnout: 22.20%

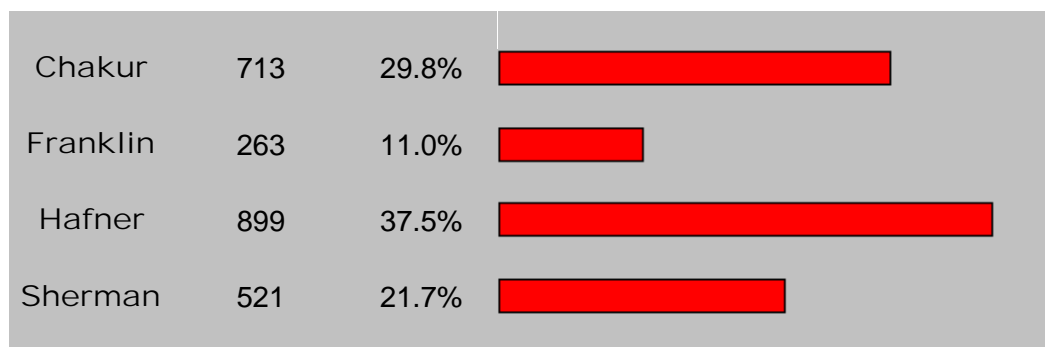
Updated: 12:23 PM

OFFICIAL ELECTION RESULTS

November 5, 2013 Election

City of Center Line - Council (Two 4-year terms)

ELECTION DAY PRECINCTS REPORTED: 5 of 5 100.00%
 ABSENTEE PRECINCTS REPORTED: 5 of 5 100.00%



CENTER LINE

PRECINCT	POLL BOOK	Nicholas Chakur	Euphemia Franklin	Mary Frances Hafner	William E. Sherman
1	257	131	54	164	92
1 (AV)	122	60	28	83	51
2	124	67	27	83	44
2 (AV)	119	52	24	80	46
3	215	114	50	135	86
3 (AV)	101	47	14	73	44
4	157	87	15	110	62
4 (AV)	60	30	13	42	22
5	135	81	31	80	43
5 (AV)	75	44	7	49	31
TOTAL	1,365	713	263	899	521

RACE SELECTOR

Candidate Races

[Center Line Mayor](#)
[Center Line Council](#)
[Eastpointe Council](#)
[Fraser Council](#)
[Memphis Mayor](#)
[Memphis Council](#)
[Mount Clemens Mayor](#)
[Mount Clemens Commission](#)
[New Baltimore Mayor](#)
[New Baltimore Clerk](#)
[New Baltimore Treasurer](#)
[New Baltimore Council](#)
[New Baltimore Council Partial Term](#)
[Richmond Council](#)
[Roseville Mayor](#)
[Roseville Clerk](#)
[Roseville Treasurer](#)
[Roseville Council](#)
[St. Clair Shores Council](#)
[Sterling Heights Mayor](#)
[Sterling Heights Council](#)
[Utica Mayor](#)
[Utica Council](#)

Proposals

[Eastpointe Proposal 1](#)
[Eastpointe Proposal 2](#)
[Eastpointe Proposal 3](#)
[New Baltimore Millage](#)
[Sterling Heights Police, Fire, and Streets Millage](#)
[Clinton Township Police Proposal](#)
[Clinton Township Fire Proposal](#)
[Armada Area Schools Operating Millage Renewal](#)
[Armada Area Schools Sinking Fund Millage](#)
[Richmond Comm. Schools Bonding Proposal](#)
[Romeo Community Schools Bond Proposition](#)



Election Results

Registered Voters:24,316

Total Voted:2,931

Turnout: 12.05%

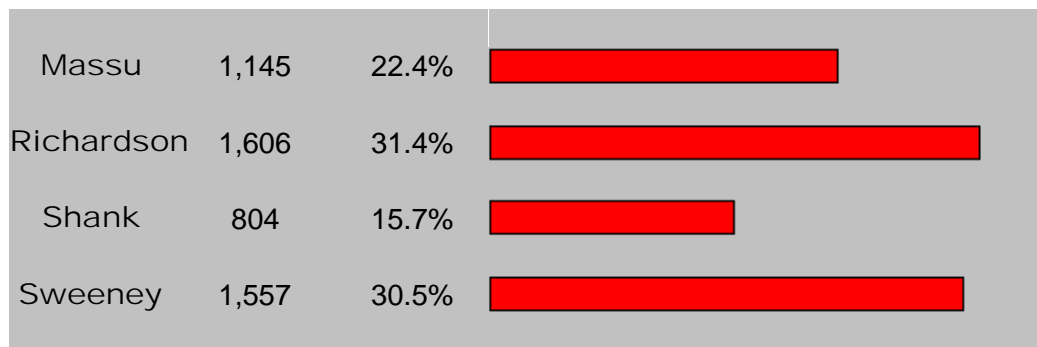
Updated:12:24 PM

OFFICIAL ELECTION RESULTS

November 5, 2013 Election

City of Eastpointe - Council (Two 4-year terms)

ELECTION DAY PRECINCTS REPORTED:	12	of	12	100.00%
ABSENTEE PRECINCTS REPORTED:	12	of	12	100.00%



EASTPOINTE

PRECINCT	POLL BOOK	George J. Massu	Wendy Richardson	David Shank	Bill Sweeney
1	103	35	50	43	46
1 (AV)	51	10	39	5	33
2	175	65	87	57	83
2 (AV)	116	36	73	23	71
3	134	48	64	55	79
3 (AV)	105	46	60	23	59
4	131	48	43	74	51
4 (AV)	100	41	55	20	58
5	136	48	66	45	77
5 (AV)	86	34	40	21	56
6	134	52	70	52	64
6 (AV)	77	24	47	20	43
7	123	28	94	26	75
7 (AV)	95	30	66	11	56
8	112	36	76	25	55
8 (AV)	89	37	56	11	49
9	125	51	61	31	72
9 (AV)	113	40	67	29	64
10	102	51	46	32	52
10 (AV)	109	32	70	28	67
11	209	116	106	48	98
11 (AV)	167	72	92	46	81
12	181	95	87	44	79
12 (AV)	158	70	91	35	89

RACE SELECTOR

Candidate Races

[Center Line Mayor](#)
[Center Line Council](#)
[Eastpointe Council](#)
[Fraser Council](#)
[Memphis Mayor](#)
[Memphis Council](#)
[Mount Clemens Mayor](#)
[Mount Clemens Commission](#)
[New Baltimore Mayor](#)
[New Baltimore Clerk](#)
[New Baltimore Treasurer](#)
[New Baltimore Council](#)
[New Baltimore Council Partial Term](#)
[Richmond Council](#)
[Roseville Mayor](#)
[Roseville Clerk](#)
[Roseville Treasurer](#)
[Roseville Council](#)
[St. Clair Shores Council](#)
[Sterling Heights Mayor](#)
[Sterling Heights Council](#)
[Utica Mayor](#)
[Utica Council](#)

Proposals

[Eastpointe Proposal 1](#)
[Eastpointe Proposal 2](#)
[Eastpointe Proposal 3](#)
[New Baltimore Millage](#)
[Sterling Heights Police, Fire, and Streets Millage](#)
[Clinton Township Police Proposal](#)
[Clinton Township Fire Proposal](#)
[Armada Area Schools Operating Millage Renewal](#)
[Armada Area Schools Sinking Fund Millage](#)
[Richmond Comm. Schools Bonding Proposal](#)
[Romeo Community Schools Bond Proposition](#)

TOTAL	2,931	1,145	1,606	804	1,557
-------	-------	-------	-------	-----	-------



Election Results

Registered Voters: 11,041
 Total Voted: 1,778
 Turnout: 16.10%

Updated: 12:59 PM

OFFICIAL ELECTION RESULTS

November 5, 2013 Election

City of Fraser - Council (Three 4-year terms)

ELECTION DAY PRECINCTS REPORTED: 7 of 7 100.00%
 ABSENTEE PRECINCTS REPORTED: 7 of 7 100.00%

Blanke	1,068	23.8%	<div></div>
Carnegie	1,257	28.0%	<div></div>
Hemelberg	1,083	24.2%	<div></div>
Morelli Sr.	1,075	24.0%	<div></div>

FRASER

PRECINCT	POLL BOOK	Kathy Blanke	Mike Carnegie	Matt Hemelberg	William A. Morelli Sr.
1	97	37	52	82	49
1 (AV)	101	74	72	59	53
2	161	81	114	111	99
2 (AV)	172	104	134	96	92
3	157	71	118	123	89
3 (AV)	257	165	184	159	173
4	103	47	72	75	65
4 (AV)	132	91	84	77	87
5	36	19	32	23	22
5 (AV)	48	40	40	22	22
6	176	105	131	94	105
6 (AV)	168	113	112	64	115
7	56	33	43	34	40
7 (AV)	114	88	69	64	64
TOTAL	1,778	1,068	1,257	1,083	1,075

RACE SELECTOR

Candidate Races

Center Line Mayor
 Center Line Council
 Eastpointe Council
 Fraser Council
 Memphis Mayor
 Memphis Council
 Mount Clemens Mayor
 Mount Clemens Commission
 New Baltimore Mayor
 New Baltimore Clerk
 New Baltimore Treasurer
 New Baltimore Council
 New Baltimore Council Partial Term
 Richmond Council
 Roseville Mayor
 Roseville Clerk
 Roseville Treasurer
 Roseville Council
 St. Clair Shores Council
 Sterling Heights Mayor
 Sterling Heights Council
 Utica Mayor
 Utica Council

Proposals

Eastpointe Proposal 1
 Eastpointe Proposal 2
 Eastpointe Proposal 3
 New Baltimore Millage
 Sterling Heights Police, Fire, and Streets Millage
 Clinton Township Police Proposal
 Clinton Township Fire Proposal
 Armada Area Schools Operating Millage Renewal
 Armada Area Schools Sinking Fund Millage
 Richmond Comm. Schools Bonding Proposal
 Romeo Community Schools Bond Proposition



Election Results

Registered Voters:816

Total Voted:177

Turnout:21.69%

Updated:12:26 PM

OFFICIAL ELECTION RESULTS

November 5, 2013 Election

City of Memphis - Mayor (One 2-year term)

PRECINCTS REPORTED: 2 of 2 100.00%

Borek	62	35.0%	<div></div>
Weaver	115	65.0%	<div></div>

MEMPHIS

PRECINCT	POLL BOOK	Dennis Borek	Daniel Weaver
1	125	51	74
2	52	11	41
TOTAL	177	62	115

RACE SELECTOR

Candidate Races

[Center Line Mayor](#)
[Center Line Council](#)
[Eastpointe Council](#)
[Fraser Council](#)
[Memphis Mayor](#)
[Memphis Council](#)
[Mount Clemens Mayor](#)
[Mount Clemens Commission](#)
[New Baltimore Mayor](#)
[New Baltimore Clerk](#)
[New Baltimore Treasurer](#)
[New Baltimore Council](#)
[New Baltimore Council Partial Term](#)
[Richmond Council](#)
[Roseville Mayor](#)
[Roseville Clerk](#)
[Roseville Treasurer](#)
[Roseville Council](#)
[St. Clair Shores Council](#)
[Sterling Heights Mayor](#)
[Sterling Heights Council](#)
[Utica Mayor](#)
[Utica Council](#)

Proposals

[Eastpointe Proposal 1](#)
[Eastpointe Proposal 2](#)
[Eastpointe Proposal 3](#)
[New Baltimore Millage](#)
[Sterling Heights Police, Fire, and Streets Millage](#)
[Clinton Township Police Proposal](#)
[Clinton Township Fire Proposal](#)
[Armada Area Schools Operating Millage Renewal](#)
[Armada Area Schools Sinking Fund Millage](#)
[Richmond Comm. Schools Bonding Proposal](#)
[Romeo Community Schools Bond Proposition](#)



Election Results

Registered Voters:816

Total Voted:177

Turnout:21.69%

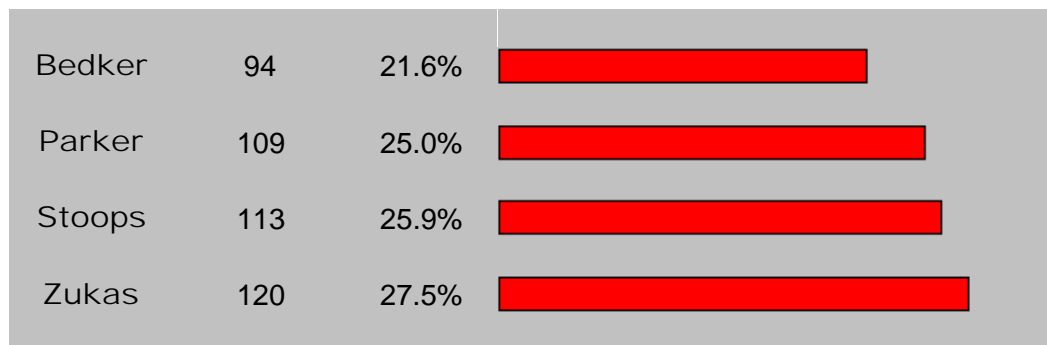
Updated:12:26 PM

OFFICIAL ELECTION RESULTS

November 5, 2013 Election

City of Memphis - Council (Three 4-year terms)

PRECINCTS REPORTED: 2 of 2 100.00%



MEMPHIS

PRECINCT	POLL BOOK	Christopher Bedker	Jason D. Parker	Scott Stoops	Roberta Ann Zukas
1	125	65	74	86	88
2	52	29	35	27	32
TOTAL	177	94	109	113	120

RACE SELECTOR

Candidate Races

- [Center Line Mayor](#)
- [Center Line Council](#)
- [Eastpointe Council](#)
- [Fraser Council](#)
- [Memphis Mayor](#)
- [Memphis Council](#)
- [Mount Clemens Mayor](#)
- [Mount Clemens Commission](#)
- [New Baltimore Mayor](#)
- [New Baltimore Clerk](#)
- [New Baltimore Treasurer](#)
- [New Baltimore Council](#)
- [New Baltimore Council Partial Term](#)
- [Richmond Council](#)
- [Roseville Mayor](#)
- [Roseville Clerk](#)
- [Roseville Treasurer](#)
- [Roseville Council](#)
- [St. Clair Shores Council](#)
- [Sterling Heights Mayor](#)
- [Sterling Heights Council](#)
- [Utica Mayor](#)
- [Utica Council](#)

Proposals

- [Eastpointe Proposal 1](#)
- [Eastpointe Proposal 2](#)
- [Eastpointe Proposal 3](#)
- [New Baltimore Millage](#)
- [Sterling Heights Police, Fire, and Streets Millage](#)
- [Clinton Township Police Proposal](#)
- [Clinton Township Fire Proposal](#)
- [Armada Area Schools Operating Millage Renewal](#)
- [Armada Area Schools Sinking Fund Millage](#)
- [Richmond Comm. Schools Bonding Proposal](#)
- [Romeo Community Schools Bond Proposition](#)



Election Results

Registered Voters: 11,073
Total Voted: 2,303
Turnout: 20.80%

Updated: 12:27 PM

OFFICIAL ELECTION RESULTS November 5, 2013 Election

City of Mount Clemens - Mayor (One 2-year term)

ELECTION DAY PRECINCTS REPORTED: 7 of 7 100.00%
 ABSENTEE PRECINCTS REPORTED: 7 of 7 100.00%

Dempsey	1,179	51.4%	<div style="width: 51.4%;"></div>
Rheker	1,114	48.6%	<div style="width: 48.6%;"></div>

MOUNT CLEMENS

PRECINCT	POLL BOOK	Barb	
		Dempsey	Joe Rheker
1	148	66	81
1 (AV)	91	73	18
2	365	196	168
2 (AV)	108	74	32
3	257	99	157
3 (AV)	134	70	63
4	158	56	101
4 (AV)	70	33	37
5	87	44	42
5 (AV)	111	83	28
6	185	89	95
6 (AV)	91	51	40
9	299	119	179
9 (AV)	199	126	73
TOTAL	2,303	1,179	1,114

RACE SELECTOR

Candidate Races

[Center Line Mayor](#)
[Center Line Council](#)
[Eastpointe Council](#)
[Fraser Council](#)
[Memphis Mayor](#)
[Memphis Council](#)
[Mount Clemens Mayor](#)
[Mount Clemens Commission](#)
[New Baltimore Mayor](#)
[New Baltimore Clerk](#)
[New Baltimore Treasurer](#)
[New Baltimore Council](#)
[New Baltimore Council Partial Term](#)
[Richmond Council](#)
[Roseville Mayor](#)
[Roseville Clerk](#)
[Roseville Treasurer](#)
[Roseville Council](#)
[St. Clair Shores Council](#)
[Sterling Heights Mayor](#)
[Sterling Heights Council](#)
[Utica Mayor](#)
[Utica Council](#)

Proposals

[Eastpointe Proposal 1](#)
[Eastpointe Proposal 2](#)
[Eastpointe Proposal 3](#)
[New Baltimore Millage](#)
[Sterling Heights Police, Fire, and Streets Millage](#)
[Clinton Township Police Proposal](#)
[Clinton Township Fire Proposal](#)
[Armada Area Schools Operating Millage Renewal](#)
[Armada Area Schools Sinking Fund Millage](#)
[Richmond Comm. Schools Bonding Proposal](#)
[Romeo Community Schools Bond Proposition](#)



Election Results

Registered Voters: 11,073
Total Voted: 2,303
Turnout: 20.80%

Updated: 12:27 PM

OFFICIAL ELECTION RESULTS November 5, 2013 Election

City of Mount Clemens - Commission (Three 4-year terms)

ELECTION DAY PRECINCTS REPORTED: 7 of 7 100.00%
 ABSENTEE PRECINCTS REPORTED: 7 of 7 100.00%

Blash	1,549	52.9%	<div></div>
Mentzer	1,380	47.1%	<div></div>

MOUNT CLEMENS

PRECINCT	POLL BOOK	Gary Blash	Denise Mentzer
1	148	89	94
1 (AV)	91	67	49
2	365	248	204
2 (AV)	108	89	69
3	257	171	160
3 (AV)	134	104	92
4	158	97	103
4 (AV)	70	50	42
5	87	37	55
5 (AV)	111	73	62
6	185	127	104
6 (AV)	91	63	48
9	299	177	178
9 (AV)	199	157	120
TOTAL	2,303	1,549	1,380

RACE SELECTOR

Candidate Races

[Center Line Mayor](#)
[Center Line Council](#)
[Eastpointe Council](#)
[Fraser Council](#)
[Memphis Mayor](#)
[Memphis Council](#)
[Mount Clemens Mayor](#)
[Mount Clemens Commission](#)
[New Baltimore Mayor](#)
[New Baltimore Clerk](#)
[New Baltimore Treasurer](#)
[New Baltimore Council](#)
[New Baltimore Council Partial Term](#)
[Richmond Council](#)
[Roseville Mayor](#)
[Roseville Clerk](#)
[Roseville Treasurer](#)
[Roseville Council](#)
[St. Clair Shores Council](#)
[Sterling Heights Mayor](#)
[Sterling Heights Council](#)
[Utica Mayor](#)
[Utica Council](#)

Proposals

[Eastpointe Proposal 1](#)
[Eastpointe Proposal 2](#)
[Eastpointe Proposal 3](#)
[New Baltimore Millage](#)
[Sterling Heights Police, Fire, and Streets Millage](#)
[Clinton Township Police Proposal](#)
[Clinton Township Fire Proposal](#)
[Armada Area Schools Operating Millage Renewal](#)
[Armada Area Schools Sinking Fund Millage](#)
[Richmond Comm. Schools Bonding Proposal](#)
[Romeo Community Schools Bond Proposition](#)



Election Results

Registered Voters: 8,352

Total Voted: 2,060

Turnout: 24.66%

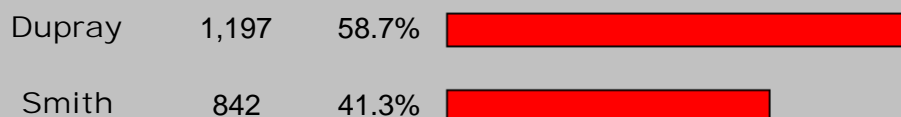
Updated: 12:28 PM

OFFICIAL ELECTION RESULTS

November 5, 2013 Election

City of New Baltimore - Mayor (One 2-year term)

ELECTION DAY PRECINCTS REPORTED:	5	of	5	100.00%
ABSENTEE PRECINCTS REPORTED:	5	of	5	100.00%



NEW BALTIMORE

PRECINCT	POLL BOOK	John W. Dupray	Larry Smith
1	259	145	110
1 (AV)	89	45	43
2	238	157	79
2 (AV)	120	74	45
3	347	193	149
3 (AV)	157	84	71
4	237	147	88
4 (AV)	146	83	62
5	338	208	129
5 (AV)	129	61	66
TOTAL	2,060	1,197	842

RACE SELECTOR

Candidate Races

[Center Line Mayor](#)
[Center Line Council](#)
[Eastpointe Council](#)
[Fraser Council](#)
[Memphis Mayor](#)
[Memphis Council](#)
[Mount Clemens Mayor](#)
[Mount Clemens Commission](#)
[New Baltimore Mayor](#)
[New Baltimore Clerk](#)
[New Baltimore Treasurer](#)
[New Baltimore Council](#)
[New Baltimore Council Partial Term](#)
[Richmond Council](#)
[Roseville Mayor](#)
[Roseville Clerk](#)
[Roseville Treasurer](#)
[Roseville Council](#)
[St. Clair Shores Council](#)
[Sterling Heights Mayor](#)
[Sterling Heights Council](#)
[Utica Mayor](#)
[Utica Council](#)

Proposals

[Eastpointe Proposal 1](#)
[Eastpointe Proposal 2](#)
[Eastpointe Proposal 3](#)
[New Baltimore Millage](#)
[Sterling Heights Police, Fire, and Streets Millage](#)
[Clinton Township Police Proposal](#)
[Clinton Township Fire Proposal](#)
[Armada Area Schools Operating Millage Renewal](#)
[Armada Area Schools Sinking Fund Millage](#)
[Richmond Comm. Schools Bonding Proposal](#)
[Romeo Community Schools Bond Proposition](#)

