

# ***Carmella Sabaugh***

Clerk/Register of Deeds

## **MACOMB COUNTY Nov. 5, 2013 Election Official Results**

### **CANDIDATES**

Center Line

[Mayor](#)

[Council](#)

Eastpointe

[Council](#)

Fraser

[Council](#)

Memphis

[Mayor](#)

[Council](#)

Mount Clemens

[Mayor](#)

[Commission](#)

New Baltimore

[Mayor](#)

[Clerk](#)

[Treasurer](#)

[Council](#)

[Council \(Partial Term\)](#)

Richmond

[Council](#)

Roseville

[Mayor](#)

[Clerk](#)

[Treasurer](#)

[Council](#)

St. Clair Shores

[Council](#)

Sterling Heights

[Mayor](#)

[Council](#)



# Election Results

Registered Voters:816

Total Voted:177

Turnout:21.69%

Updated:12:26 PM

## OFFICIAL ELECTION RESULTS

November 5, 2013 Election

City of Memphis - Mayor (One 2-year term)

PRECINCTS REPORTED: 2 of 2 100.00%

Borek	62	35.0%	<div></div>
Weaver	115	65.0%	<div></div>

### MEMPHIS

PRECINCT	POLL BOOK	Dennis Borek	Daniel Weaver
1	125	51	74
2	52	11	41
TOTAL	177	62	115

## RACE SELECTOR

### Candidate Races

[Center Line Mayor](#)  
[Center Line Council](#)  
[Eastpointe Council](#)  
[Fraser Council](#)  
[Memphis Mayor](#)  
[Memphis Council](#)  
[Mount Clemens Mayor](#)  
[Mount Clemens Commission](#)  
[New Baltimore Mayor](#)  
[New Baltimore Clerk](#)  
[New Baltimore Treasurer](#)  
[New Baltimore Council](#)  
[New Baltimore Council Partial Term](#)  
[Richmond Council](#)  
[Roseville Mayor](#)  
[Roseville Clerk](#)  
[Roseville Treasurer](#)  
[Roseville Council](#)  
[St. Clair Shores Council](#)  
[Sterling Heights Mayor](#)  
[Sterling Heights Council](#)  
[Utica Mayor](#)  
[Utica Council](#)

### Proposals

[Eastpointe Proposal 1](#)  
[Eastpointe Proposal 2](#)  
[Eastpointe Proposal 3](#)  
[New Baltimore Millage](#)  
[Sterling Heights Police, Fire, and Streets Millage](#)  
[Clinton Township Police Proposal](#)  
[Clinton Township Fire Proposal](#)  
[Armada Area Schools Operating Millage Renewal](#)  
[Armada Area Schools Sinking Fund Millage](#)  
[Richmond Comm. Schools Bonding Proposal](#)  
[Romeo Community Schools Bond Proposition](#)







# Election Results

Registered Voters:816

Total Voted:177

Turnout:21.69%

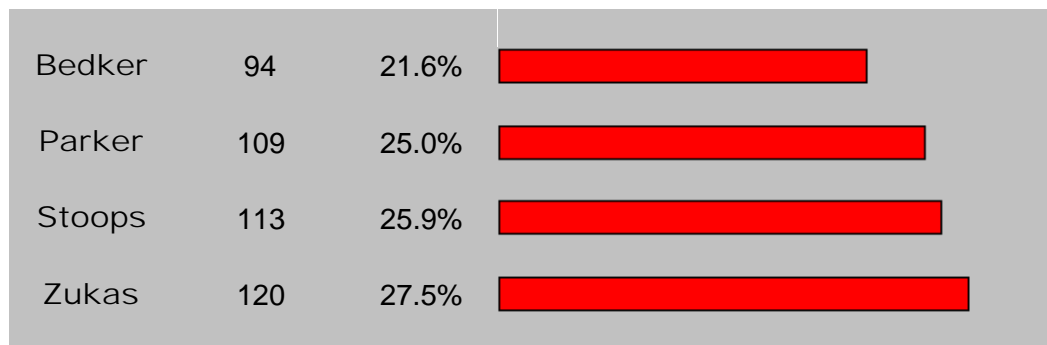
Updated:12:26 PM

## OFFICIAL ELECTION RESULTS

November 5, 2013 Election

City of Memphis - Council (Three 4-year terms)

PRECINCTS REPORTED: 2 of 2 100.00%



### MEMPHIS

PRECINCT	POLL BOOK	Christopher Bedker	Jason D. Parker	Scott Stoops	Roberta Ann Zukas
1	125	65	74	86	88
2	52	29	35	27	32
TOTAL	177	94	109	113	120

## RACE SELECTOR

### Candidate Races

[Center Line Mayor](#)  
[Center Line Council](#)  
[Eastpointe Council](#)  
[Fraser Council](#)  
[Memphis Mayor](#)  
[Memphis Council](#)  
[Mount Clemens Mayor](#)  
[Mount Clemens Commission](#)  
[New Baltimore Mayor](#)  
[New Baltimore Clerk](#)  
[New Baltimore Treasurer](#)  
[New Baltimore Council](#)  
[New Baltimore Council Partial Term](#)  
[Richmond Council](#)  
[Roseville Mayor](#)  
[Roseville Clerk](#)  
[Roseville Treasurer](#)  
[Roseville Council](#)  
[St. Clair Shores Council](#)  
[Sterling Heights Mayor](#)  
[Sterling Heights Council](#)  
[Utica Mayor](#)  
[Utica Council](#)

### Proposals

[Eastpointe Proposal 1](#)  
[Eastpointe Proposal 2](#)  
[Eastpointe Proposal 3](#)  
[New Baltimore Millage](#)  
[Sterling Heights Police, Fire, and Streets Millage](#)  
[Clinton Township Police Proposal](#)  
[Clinton Township Fire Proposal](#)  
[Armada Area Schools Operating Millage Renewal](#)  
[Armada Area Schools Sinking Fund Millage](#)  
[Richmond Comm. Schools Bonding Proposal](#)  
[Romeo Community Schools Bond Proposition](#)







# Election Results

**Registered Voters:** 11,073  
**Total Voted:** 2,303  
**Turnout:** 20.80%

**Updated:** 12:27 PM

## OFFICIAL ELECTION RESULTS November 5, 2013 Election

### City of Mount Clemens - Mayor (One 2-year term)

ELECTION DAY PRECINCTS REPORTED: 7 of 7 100.00%  
 ABSENTEE PRECINCTS REPORTED: 7 of 7 100.00%

Dempsey	1,179	51.4%	<div></div>
Rheker	1,114	48.6%	<div></div>

### MOUNT CLEMENS

PRECINCT	POLL BOOK	Barb	
		Dempsey	Joe Rheker
1	148	66	81
1 (AV)	91	73	18
2	365	196	168
2 (AV)	108	74	32
3	257	99	157
3 (AV)	134	70	63
4	158	56	101
4 (AV)	70	33	37
5	87	44	42
5 (AV)	111	83	28
6	185	89	95
6 (AV)	91	51	40
9	299	119	179
9 (AV)	199	126	73
TOTAL	2,303	1,179	1,114

## RACE SELECTOR

### Candidate Races

[Center Line Mayor](#)  
[Center Line Council](#)  
[Eastpointe Council](#)  
[Fraser Council](#)  
[Memphis Mayor](#)  
[Memphis Council](#)  
[Mount Clemens Mayor](#)  
[Mount Clemens Commission](#)  
[New Baltimore Mayor](#)  
[New Baltimore Clerk](#)  
[New Baltimore Treasurer](#)  
[New Baltimore Council](#)  
[New Baltimore Council Partial Term](#)  
[Richmond Council](#)  
[Roseville Mayor](#)  
[Roseville Clerk](#)  
[Roseville Treasurer](#)  
[Roseville Council](#)  
[St. Clair Shores Council](#)  
[Sterling Heights Mayor](#)  
[Sterling Heights Council](#)  
[Utica Mayor](#)  
[Utica Council](#)

### Proposals

[Eastpointe Proposal 1](#)  
[Eastpointe Proposal 2](#)  
[Eastpointe Proposal 3](#)  
[New Baltimore Millage](#)  
[Sterling Heights Police, Fire, and Streets Millage](#)  
[Clinton Township Police Proposal](#)  
[Clinton Township Fire Proposal](#)  
[Armada Area Schools Operating Millage Renewal](#)  
[Armada Area Schools Sinking Fund Millage](#)  
[Richmond Comm. Schools Bonding Proposal](#)  
[Romeo Community Schools Bond Proposition](#)









# Election Results

**Registered Voters:** 11,073  
**Total Voted:** 2,303  
**Turnout:** 20.80%

**Updated:** 12:27 PM

## OFFICIAL ELECTION RESULTS November 5, 2013 Election

### City of Mount Clemens - Commission (Three 4-year terms)

ELECTION DAY PRECINCTS REPORTED: 7 of 7 100.00%  
 ABSENTEE PRECINCTS REPORTED: 7 of 7 100.00%

Blash	1,549	52.9%	<div></div>
Mentzer	1,380	47.1%	<div></div>

### MOUNT CLEMENS

PRECINCT	POLL BOOK	Gary Blash	Denise Mentzer
1	148	89	94
1 (AV)	91	67	49
2	365	248	204
2 (AV)	108	89	69
3	257	171	160
3 (AV)	134	104	92
4	158	97	103
4 (AV)	70	50	42
5	87	37	55
5 (AV)	111	73	62
6	185	127	104
6 (AV)	91	63	48
9	299	177	178
9 (AV)	199	157	120
TOTAL	2,303	1,549	1,380

## RACE SELECTOR

### Candidate Races

[Center Line Mayor](#)  
[Center Line Council](#)  
[Eastpointe Council](#)  
[Fraser Council](#)  
[Memphis Mayor](#)  
[Memphis Council](#)  
[Mount Clemens Mayor](#)  
[Mount Clemens Commission](#)  
[New Baltimore Mayor](#)  
[New Baltimore Clerk](#)  
[New Baltimore Treasurer](#)  
[New Baltimore Council](#)  
[New Baltimore Council Partial Term](#)  
[Richmond Council](#)  
[Roseville Mayor](#)  
[Roseville Clerk](#)  
[Roseville Treasurer](#)  
[Roseville Council](#)  
[St. Clair Shores Council](#)  
[Sterling Heights Mayor](#)  
[Sterling Heights Council](#)  
[Utica Mayor](#)  
[Utica Council](#)

### Proposals

[Eastpointe Proposal 1](#)  
[Eastpointe Proposal 2](#)  
[Eastpointe Proposal 3](#)  
[New Baltimore Millage](#)  
[Sterling Heights Police, Fire, and Streets Millage](#)  
[Clinton Township Police Proposal](#)  
[Clinton Township Fire Proposal](#)  
[Armada Area Schools Operating Millage Renewal](#)  
[Armada Area Schools Sinking Fund Millage](#)  
[Richmond Comm. Schools Bonding Proposal](#)  
[Romeo Community Schools Bond Proposition](#)







# Election Results

Registered Voters: 8,352

Total Voted: 2,060

Turnout: 24.66%

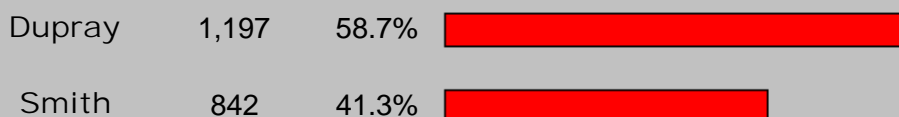
Updated: 12:28 PM

## OFFICIAL ELECTION RESULTS

November 5, 2013 Election

City of New Baltimore - Mayor (One 2-year term)

ELECTION DAY PRECINCTS REPORTED:	5	of	5	100.00%
ABSENTEE PRECINCTS REPORTED:	5	of	5	100.00%



### NEW BALTIMORE

PRECINCT	POLL BOOK	John W. Dupray	Larry Smith
1	259	145	110
1 (AV)	89	45	43
2	238	157	79
2 (AV)	120	74	45
3	347	193	149
3 (AV)	157	84	71
4	237	147	88
4 (AV)	146	83	62
5	338	208	129
5 (AV)	129	61	66
TOTAL	2,060	1,197	842

## RACE SELECTOR

### Candidate Races

[Center Line Mayor](#)  
[Center Line Council](#)  
[Eastpointe Council](#)  
[Fraser Council](#)  
[Memphis Mayor](#)  
[Memphis Council](#)  
[Mount Clemens Mayor](#)  
[Mount Clemens Commission](#)  
[New Baltimore Mayor](#)  
[New Baltimore Clerk](#)  
[New Baltimore Treasurer](#)  
[New Baltimore Council](#)  
[New Baltimore Council Partial Term](#)  
[Richmond Council](#)  
[Roseville Mayor](#)  
[Roseville Clerk](#)  
[Roseville Treasurer](#)  
[Roseville Council](#)  
[St. Clair Shores Council](#)  
[Sterling Heights Mayor](#)  
[Sterling Heights Council](#)  
[Utica Mayor](#)  
[Utica Council](#)

### Proposals

[Eastpointe Proposal 1](#)  
[Eastpointe Proposal 2](#)  
[Eastpointe Proposal 3](#)  
[New Baltimore Millage](#)  
[Sterling Heights Police, Fire, and Streets Millage](#)  
[Clinton Township Police Proposal](#)  
[Clinton Township Fire Proposal](#)  
[Armada Area Schools Operating Millage Renewal](#)  
[Armada Area Schools Sinking Fund Millage](#)  
[Richmond Comm. Schools Bonding Proposal](#)  
[Romeo Community Schools Bond Proposition](#)









# Election Results

Registered Voters: 8,352

Total Voted: 2,060

Turnout: 24.66%

Updated: 12:28 PM

## OFFICIAL ELECTION RESULTS

November 5, 2013 Election

City of New Baltimore - Clerk (One 4-year term)

ELECTION DAY PRECINCTS REPORTED:	5	of	5	100.00%
ABSENTEE PRECINCTS REPORTED:	5	of	5	100.00%

Shinska	1,699	100.0%	<div style="width: 100%; height: 15px; background-color: red;"></div>
---------	-------	--------	---

### NEW BALTIMORE

PRECINCT	POLL BOOK	Marcella	
		L. Shinska	
1	259	212	
1 (AV)	89	80	
2	238	198	
2 (AV)	120	108	
3	347	264	
3 (AV)	157	143	
4	237	185	
4 (AV)	146	130	
5	338	265	
5 (AV)	129	114	
TOTAL	2,060	1,699	

## RACE SELECTOR

### Candidate Races

[Center Line Mayor](#)  
[Center Line Council](#)  
[Eastpointe Council](#)  
[Fraser Council](#)  
[Memphis Mayor](#)  
[Memphis Council](#)  
[Mount Clemens Mayor](#)  
[Mount Clemens Commission](#)  
[New Baltimore Mayor](#)  
[New Baltimore Clerk](#)  
[New Baltimore Treasurer](#)  
[New Baltimore Council](#)  
[New Baltimore Council Partial Term](#)  
[Richmond Council](#)  
[Roseville Mayor](#)  
[Roseville Clerk](#)  
[Roseville Treasurer](#)  
[Roseville Council](#)  
[St. Clair Shores Council](#)  
[Sterling Heights Mayor](#)  
[Sterling Heights Council](#)  
[Utica Mayor](#)  
[Utica Council](#)

### Proposals

[Eastpointe Proposal 1](#)  
[Eastpointe Proposal 2](#)  
[Eastpointe Proposal 3](#)  
[New Baltimore Millage](#)  
[Sterling Heights Police, Fire, and Streets Millage](#)  
[Clinton Township Police Proposal](#)  
[Clinton Township Fire Proposal](#)  
[Armada Area Schools Operating Millage Renewal](#)  
[Armada Area Schools Sinking Fund Millage](#)  
[Richmond Comm. Schools Bonding Proposal](#)  
[Romeo Community Schools Bond Proposition](#)







# Election Results

Registered Voters:8,352

Total Voted:2,060

Turnout:24.66%

Updated:12:34 PM

## OFFICIAL ELECTION RESULTS

November 5, 2013 Election

City of New Baltimore - Treasurer (One 4-year term)

ELECTION DAY PRECINCTS REPORTED:	5	of	5	100.00%
ABSENTEE PRECINCTS REPORTED:	5	of	5	100.00%

Bade	1,651	100.0%	<div style="width:100%; height:15px; background-color:red;"></div>
------	-------	--------	--

### NEW BALTIMORE

PRECINCT	POLL BOOK	Jeanne Bade
1	259	207
1 (AV)	89	78
2	238	193
2 (AV)	120	105
3	347	255
3 (AV)	157	142
4	237	178
4 (AV)	146	119
5	338	263
5 (AV)	129	111
TOTAL	2,060	1,651

## RACE SELECTOR

### Candidate Races

[Center Line Mayor](#)  
[Center Line Council](#)  
[Eastpointe Council](#)  
[Fraser Council](#)  
[Memphis Mayor](#)  
[Memphis Council](#)  
[Mount Clemens Mayor](#)  
[Mount Clemens Commission](#)  
[New Baltimore Mayor](#)  
[New Baltimore Clerk](#)  
[New Baltimore Treasurer](#)  
[New Baltimore Council](#)  
[New Baltimore Council Partial Term](#)  
[Richmond Council](#)  
[Roseville Mayor](#)  
[Roseville Clerk](#)  
[Roseville Treasurer](#)  
[Roseville Council](#)  
[St. Clair Shores Council](#)  
[Sterling Heights Mayor](#)  
[Sterling Heights Council](#)  
[Utica Mayor](#)  
[Utica Council](#)

### Proposals

[Eastpointe Proposal 1](#)  
[Eastpointe Proposal 2](#)  
[Eastpointe Proposal 3](#)  
[New Baltimore Millage](#)  
[Sterling Heights Police, Fire, and Streets Millage](#)  
[Clinton Township Police Proposal](#)  
[Clinton Township Fire Proposal](#)  
[Armada Area Schools Operating Millage Renewal](#)  
[Armada Area Schools Sinking Fund Millage](#)  
[Richmond Comm. Schools Bonding Proposal](#)  
[Romeo Community Schools Bond Proposition](#)







# Election Results

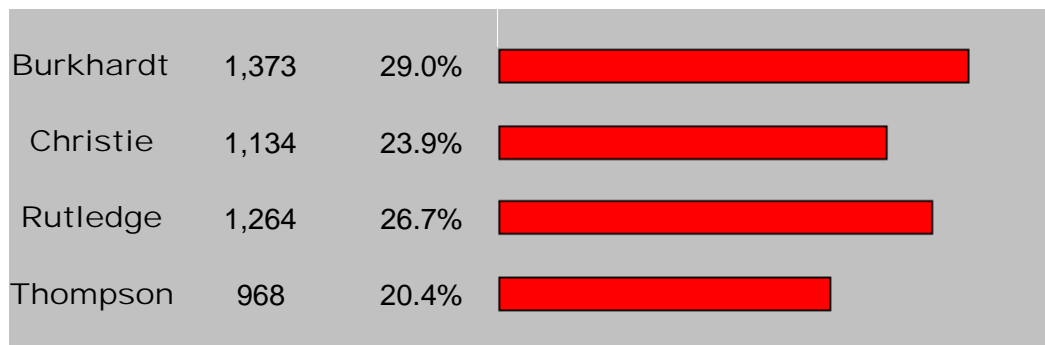
Registered Voters: 8,352  
 Total Voted: 2,060  
 Turnout: 24.66%

Updated: 12:28 PM

## OFFICIAL ELECTION RESULTS November 5, 2013 Election

### City of New Baltimore - Council (Three 4-year terms)

ELECTION DAY PRECINCTS REPORTED: 5 of 5 100.00%  
 ABSENTEE PRECINCTS REPORTED: 5 of 5 100.00%



#### NEW BALTIMORE

PRECINCT	POLL BOOK	Susan Burkhardt	Jeffrey Christie	Karl Rutledge	Greg Gene Thompson
1	259	168	139	148	116
1 (AV)	89	63	59	52	32
2	238	149	127	156	125
2 (AV)	120	93	69	80	49
3	347	229	187	208	174
3 (AV)	157	116	93	103	69
4	237	157	139	138	118
4 (AV)	146	95	74	88	57
5	338	220	183	212	166
5 (AV)	129	83	64	79	62
TOTAL	2,060	1,373	1,134	1,264	968

## RACE SELECTOR

### Candidate Races

[Center Line Mayor](#)  
[Center Line Council](#)  
[Eastpointe Council](#)  
[Fraser Council](#)  
[Memphis Mayor](#)  
[Memphis Council](#)  
[Mount Clemens Mayor](#)  
[Mount Clemens Commission](#)  
[New Baltimore Mayor](#)  
[New Baltimore Clerk](#)  
[New Baltimore Treasurer](#)  
[New Baltimore Council](#)  
[New Baltimore Council Partial Term](#)  
[Richmond Council](#)  
[Roseville Mayor](#)  
[Roseville Clerk](#)  
[Roseville Treasurer](#)  
[Roseville Council](#)  
[St. Clair Shores Council](#)  
[Sterling Heights Mayor](#)  
[Sterling Heights Council](#)  
[Utica Mayor](#)  
[Utica Council](#)

### Proposals

[Eastpointe Proposal 1](#)  
[Eastpointe Proposal 2](#)  
[Eastpointe Proposal 3](#)  
[New Baltimore Millage](#)  
[Sterling Heights Police, Fire, and Streets Millage](#)  
[Clinton Township Police Proposal](#)  
[Clinton Township Fire Proposal](#)  
[Armada Area Schools Operating Millage Renewal](#)  
[Armada Area Schools Sinking Fund Millage](#)  
[Richmond Comm. Schools Bonding Proposal](#)  
[Romeo Community Schools Bond Proposition](#)









# Election Results

Registered Voters:8,352

Total Voted:2,060

Turnout:24.66%

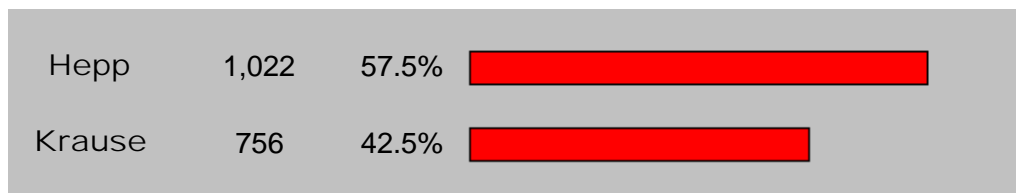
Updated:12:29 PM

## OFFICIAL ELECTION RESULTS

November 5, 2013 Election

City of New Baltimore - City Council (One Partial Term Ending 11/9/2015)

ELECTION DAY PRECINCTS REPORTED:	5	of	5	100.00%
ABSENTEE PRECINCTS REPORTED:	5	of	5	100.00%



### NEW BALTIMORE

PRECINCT	POLL BOOK	Tom Hepp	Frank Krause
1	259	130	83
1 (AV)	89	46	29
2	238	130	89
2 (AV)	120	73	32
3	347	178	118
3 (AV)	157	79	69
4	237	116	87
4 (AV)	146	57	62
5	338	167	124
5 (AV)	129	46	63
TOTAL	2,060	1,022	756

## RACE SELECTOR

### Candidate Races

[Center Line Mayor](#)  
[Center Line Council](#)  
[Eastpointe Council](#)  
[Fraser Council](#)  
[Memphis Mayor](#)  
[Memphis Council](#)  
[Mount Clemens Mayor](#)  
[Mount Clemens Commission](#)  
[New Baltimore Mayor](#)  
[New Baltimore Clerk](#)  
[New Baltimore Treasurer](#)  
[New Baltimore Council](#)  
[New Baltimore Council Partial Term](#)  
[Richmond Council](#)  
[Roseville Mayor](#)  
[Roseville Clerk](#)  
[Roseville Treasurer](#)  
[Roseville Council](#)  
[St. Clair Shores Council](#)  
[Sterling Heights Mayor](#)  
[Sterling Heights Council](#)  
[Utica Mayor](#)  
[Utica Council](#)

### Proposals

[Eastpointe Proposal 1](#)  
[Eastpointe Proposal 2](#)  
[Eastpointe Proposal 3](#)  
[New Baltimore Millage](#)  
[Sterling Heights Police, Fire, and Streets Millage](#)  
[Clinton Township Police Proposal](#)  
[Clinton Township Fire Proposal](#)  
[Armada Area Schools Operating Millage Renewal](#)  
[Armada Area Schools Sinking Fund Millage](#)  
[Richmond Comm. Schools Bonding Proposal](#)  
[Romeo Community Schools Bond Proposition](#)

