

Carmella Sabaugh

Clerk/Register of Deeds

MACOMB COUNTY Nov. 5, 2013 Election Official Results

CANDIDATES

Center Line

[Mayor](#)

[Council](#)

Eastpointe

[Council](#)

Fraser

[Council](#)

Memphis

[Mayor](#)

[Council](#)

Mount Clemens

[Mayor](#)

[Commission](#)

New Baltimore

[Mayor](#)

[Clerk](#)

[Treasurer](#)

[Council](#)

[Council \(Partial Term\)](#)

Richmond

[Council](#)

Roseville

[Mayor](#)

[Clerk](#)

[Treasurer](#)

[Council](#)

St. Clair Shores

[Council](#)

Sterling Heights

[Mayor](#)

[Council](#)



Election Results

Registered Voters: 8,352

Total Voted: 2,060

Turnout: 24.66%

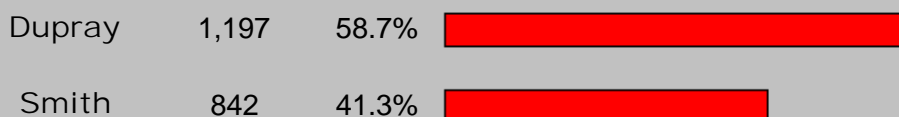
Updated: 12:28 PM

OFFICIAL ELECTION RESULTS

November 5, 2013 Election

City of New Baltimore - Mayor (One 2-year term)

ELECTION DAY PRECINCTS REPORTED:	5	of	5	100.00%
ABSENTEE PRECINCTS REPORTED:	5	of	5	100.00%



NEW BALTIMORE

PRECINCT	POLL BOOK	John W. Dupray	Larry Smith
1	259	145	110
1 (AV)	89	45	43
2	238	157	79
2 (AV)	120	74	45
3	347	193	149
3 (AV)	157	84	71
4	237	147	88
4 (AV)	146	83	62
5	338	208	129
5 (AV)	129	61	66
TOTAL	2,060	1,197	842

RACE SELECTOR

Candidate Races

[Center Line Mayor](#)
[Center Line Council](#)
[Eastpointe Council](#)
[Fraser Council](#)
[Memphis Mayor](#)
[Memphis Council](#)
[Mount Clemens Mayor](#)
[Mount Clemens Commission](#)
[New Baltimore Mayor](#)
[New Baltimore Clerk](#)
[New Baltimore Treasurer](#)
[New Baltimore Council](#)
[New Baltimore Council Partial Term](#)
[Richmond Council](#)
[Roseville Mayor](#)
[Roseville Clerk](#)
[Roseville Treasurer](#)
[Roseville Council](#)
[St. Clair Shores Council](#)
[Sterling Heights Mayor](#)
[Sterling Heights Council](#)
[Utica Mayor](#)
[Utica Council](#)

Proposals

[Eastpointe Proposal 1](#)
[Eastpointe Proposal 2](#)
[Eastpointe Proposal 3](#)
[New Baltimore Millage](#)
[Sterling Heights Police, Fire, and Streets Millage](#)
[Clinton Township Police Proposal](#)
[Clinton Township Fire Proposal](#)
[Armada Area Schools Operating Millage Renewal](#)
[Armada Area Schools Sinking Fund Millage](#)
[Richmond Comm. Schools Bonding Proposal](#)
[Romeo Community Schools Bond Proposition](#)



Election Results

Registered Voters: 8,352

Total Voted: 2,060

Turnout: 24.66%

Updated: 12:28 PM

OFFICIAL ELECTION RESULTS

November 5, 2013 Election

City of New Baltimore - Clerk (One 4-year term)

ELECTION DAY PRECINCTS REPORTED:	5	of	5	100.00%
ABSENTEE PRECINCTS REPORTED:	5	of	5	100.00%

Shinska	1,699	100.0%	<div style="width: 100%; height: 15px; background-color: red;"></div>
---------	-------	--------	---

NEW BALTIMORE

PRECINCT	POLL BOOK	Marcella	
		L. Shinska	
1	259	212	
1 (AV)	89	80	
2	238	198	
2 (AV)	120	108	
3	347	264	
3 (AV)	157	143	
4	237	185	
4 (AV)	146	130	
5	338	265	
5 (AV)	129	114	
TOTAL	2,060	1,699	

RACE SELECTOR

Candidate Races

[Center Line Mayor](#)
[Center Line Council](#)
[Eastpointe Council](#)
[Fraser Council](#)
[Memphis Mayor](#)
[Memphis Council](#)
[Mount Clemens Mayor](#)
[Mount Clemens Commission](#)
[New Baltimore Mayor](#)
[New Baltimore Clerk](#)
[New Baltimore Treasurer](#)
[New Baltimore Council](#)
[New Baltimore Council Partial Term](#)
[Richmond Council](#)
[Roseville Mayor](#)
[Roseville Clerk](#)
[Roseville Treasurer](#)
[Roseville Council](#)
[St. Clair Shores Council](#)
[Sterling Heights Mayor](#)
[Sterling Heights Council](#)
[Utica Mayor](#)
[Utica Council](#)

Proposals

[Eastpointe Proposal 1](#)
[Eastpointe Proposal 2](#)
[Eastpointe Proposal 3](#)
[New Baltimore Millage](#)
[Sterling Heights Police, Fire, and Streets Millage](#)
[Clinton Township Police Proposal](#)
[Clinton Township Fire Proposal](#)
[Armada Area Schools Operating Millage Renewal](#)
[Armada Area Schools Sinking Fund Millage](#)
[Richmond Comm. Schools Bonding Proposal](#)
[Romeo Community Schools Bond Proposition](#)



Election Results

Registered Voters:8,352

Total Voted:2,060

Turnout:24.66%

Updated:12:34 PM

OFFICIAL ELECTION RESULTS

November 5, 2013 Election

City of New Baltimore - Treasurer (One 4-year term)

ELECTION DAY PRECINCTS REPORTED:	5	of	5	100.00%
ABSENTEE PRECINCTS REPORTED:	5	of	5	100.00%

Bade	1,651	100.0%	<div style="width:100%; height:15px; background-color:red;"></div>
------	-------	--------	--

NEW BALTIMORE

PRECINCT	POLL BOOK	Jeanne Bade
1	259	207
1 (AV)	89	78
2	238	193
2 (AV)	120	105
3	347	255
3 (AV)	157	142
4	237	178
4 (AV)	146	119
5	338	263
5 (AV)	129	111
TOTAL	2,060	1,651

RACE SELECTOR

Candidate Races

[Center Line Mayor](#)
[Center Line Council](#)
[Eastpointe Council](#)
[Fraser Council](#)
[Memphis Mayor](#)
[Memphis Council](#)
[Mount Clemens Mayor](#)
[Mount Clemens Commission](#)
[New Baltimore Mayor](#)
[New Baltimore Clerk](#)
[New Baltimore Treasurer](#)
[New Baltimore Council](#)
[New Baltimore Council Partial Term](#)
[Richmond Council](#)
[Roseville Mayor](#)
[Roseville Clerk](#)
[Roseville Treasurer](#)
[Roseville Council](#)
[St. Clair Shores Council](#)
[Sterling Heights Mayor](#)
[Sterling Heights Council](#)
[Utica Mayor](#)
[Utica Council](#)

Proposals

[Eastpointe Proposal 1](#)
[Eastpointe Proposal 2](#)
[Eastpointe Proposal 3](#)
[New Baltimore Millage](#)
[Sterling Heights Police, Fire, and Streets Millage](#)
[Clinton Township Police Proposal](#)
[Clinton Township Fire Proposal](#)
[Armada Area Schools Operating Millage Renewal](#)
[Armada Area Schools Sinking Fund Millage](#)
[Richmond Comm. Schools Bonding Proposal](#)
[Romeo Community Schools Bond Proposition](#)



Election Results

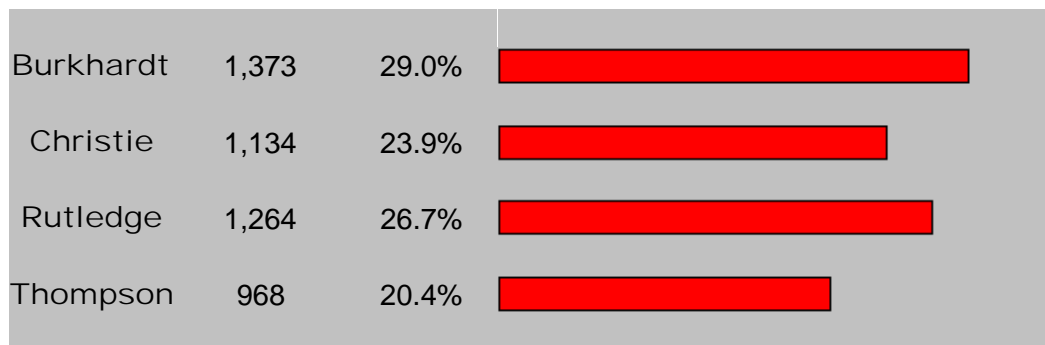
Registered Voters: 8,352
 Total Voted: 2,060
 Turnout: 24.66%

Updated: 12:28 PM

OFFICIAL ELECTION RESULTS November 5, 2013 Election

City of New Baltimore - Council (Three 4-year terms)

ELECTION DAY PRECINCTS REPORTED: 5 of 5 100.00%
 ABSENTEE PRECINCTS REPORTED: 5 of 5 100.00%



NEW BALTIMORE

PRECINCT	POLL BOOK	Susan Burkhardt	Jeffrey Christie	Karl Rutledge	Greg Gene Thompson
1	259	168	139	148	116
1 (AV)	89	63	59	52	32
2	238	149	127	156	125
2 (AV)	120	93	69	80	49
3	347	229	187	208	174
3 (AV)	157	116	93	103	69
4	237	157	139	138	118
4 (AV)	146	95	74	88	57
5	338	220	183	212	166
5 (AV)	129	83	64	79	62
TOTAL	2,060	1,373	1,134	1,264	968

RACE SELECTOR

Candidate Races

[Center Line Mayor](#)
[Center Line Council](#)
[Eastpointe Council](#)
[Fraser Council](#)
[Memphis Mayor](#)
[Memphis Council](#)
[Mount Clemens Mayor](#)
[Mount Clemens Commission](#)
[New Baltimore Mayor](#)
[New Baltimore Clerk](#)
[New Baltimore Treasurer](#)
[New Baltimore Council](#)
[New Baltimore Council Partial Term](#)
[Richmond Council](#)
[Roseville Mayor](#)
[Roseville Clerk](#)
[Roseville Treasurer](#)
[Roseville Council](#)
[St. Clair Shores Council](#)
[Sterling Heights Mayor](#)
[Sterling Heights Council](#)
[Utica Mayor](#)
[Utica Council](#)

Proposals

[Eastpointe Proposal 1](#)
[Eastpointe Proposal 2](#)
[Eastpointe Proposal 3](#)
[New Baltimore Millage](#)
[Sterling Heights Police, Fire, and Streets Millage](#)
[Clinton Township Police Proposal](#)
[Clinton Township Fire Proposal](#)
[Armada Area Schools Operating Millage Renewal](#)
[Armada Area Schools Sinking Fund Millage](#)
[Richmond Comm. Schools Bonding Proposal](#)
[Romeo Community Schools Bond Proposition](#)



Election Results

Registered Voters: 8,352

Total Voted: 2,060

Turnout: 24.66%

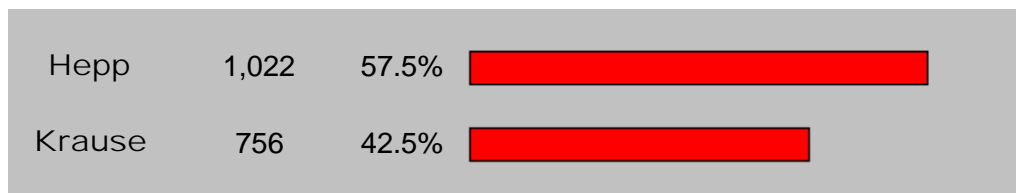
Updated: 12:29 PM

OFFICIAL ELECTION RESULTS

November 5, 2013 Election

City of New Baltimore - City Council (One Partial Term Ending 11/9/2015)

ELECTION DAY PRECINCTS REPORTED:	5	of	5	100.00%
ABSENTEE PRECINCTS REPORTED:	5	of	5	100.00%



NEW BALTIMORE

PRECINCT	POLL BOOK	Tom Hepp	Frank Krause
1	259	130	83
1 (AV)	89	46	29
2	238	130	89
2 (AV)	120	73	32
3	347	178	118
3 (AV)	157	79	69
4	237	116	87
4 (AV)	146	57	62
5	338	167	124
5 (AV)	129	46	63
TOTAL	2,060	1,022	756

RACE SELECTOR

Candidate Races

[Center Line Mayor](#)
[Center Line Council](#)
[Eastpointe Council](#)
[Fraser Council](#)
[Memphis Mayor](#)
[Memphis Council](#)
[Mount Clemens Mayor](#)
[Mount Clemens Commission](#)
[New Baltimore Mayor](#)
[New Baltimore Clerk](#)
[New Baltimore Treasurer](#)
[New Baltimore Council](#)
[New Baltimore Council Partial Term](#)
[Richmond Council](#)
[Roseville Mayor](#)
[Roseville Clerk](#)
[Roseville Treasurer](#)
[Roseville Council](#)
[St. Clair Shores Council](#)
[Sterling Heights Mayor](#)
[Sterling Heights Council](#)
[Utica Mayor](#)
[Utica Council](#)

Proposals

[Eastpointe Proposal 1](#)
[Eastpointe Proposal 2](#)
[Eastpointe Proposal 3](#)
[New Baltimore Millage](#)
[Sterling Heights Police, Fire, and Streets Millage](#)
[Clinton Township Police Proposal](#)
[Clinton Township Fire Proposal](#)
[Armada Area Schools Operating Millage Renewal](#)
[Armada Area Schools Sinking Fund Millage](#)
[Richmond Comm. Schools Bonding Proposal](#)
[Romeo Community Schools Bond Proposition](#)



Election Results

Registered Voters: 4,031

Total Voted: 1,425

Turnout: 35.35%

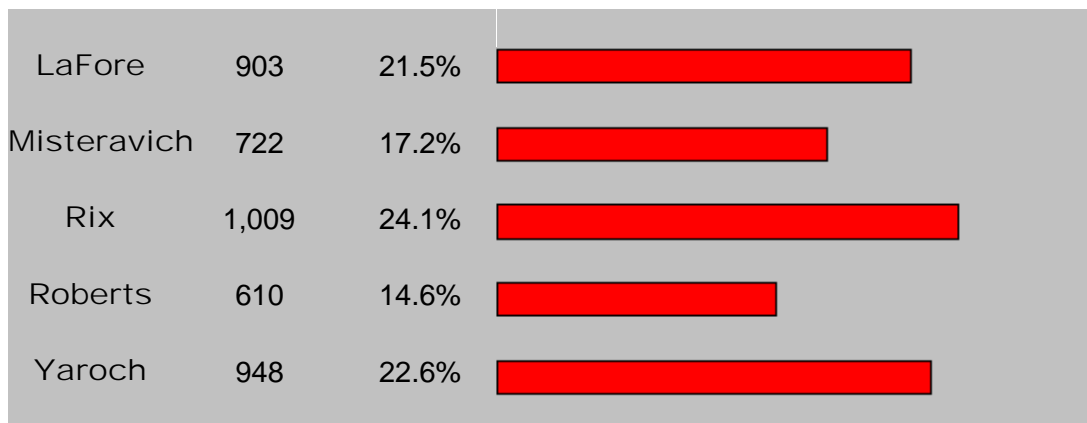
Updated: 12:35 PM

OFFICIAL ELECTION RESULTS

November 5, 2013 Election

City of Richmond - Council (Four 4-year terms)

PRECINCTS REPORTED: 1 of 1 100.00%



RICHMOND CITY

PRECINCT	POLL BOOK	Dennis W. LaFore	Michael J. Misteravich	Timothy J. Rix	Dean Roberts	Jeff Yaroch
1 & 2	1,425	903	722	1,009	610	948
TOTAL	1,425	903	722	1,009	610	948

RACE SELECTOR

Candidate Races

- [Center Line Mayor](#)
- [Center Line Council](#)
- [Eastpointe Council](#)
- [Fraser Council](#)
- [Memphis Mayor](#)
- [Memphis Council](#)
- [Mount Clemens Mayor](#)
- [Mount Clemens Commission](#)
- [New Baltimore Mayor](#)
- [New Baltimore Clerk](#)
- [New Baltimore Treasurer](#)
- [New Baltimore Council](#)
- [New Baltimore Council Partial Term](#)
- [Richmond Council](#)
- [Roseville Mayor](#)
- [Roseville Clerk](#)
- [Roseville Treasurer](#)
- [Roseville Council](#)
- [St. Clair Shores Council](#)
- [Sterling Heights Mayor](#)
- [Sterling Heights Council](#)
- [Utica Mayor](#)
- [Utica Council](#)

Proposals

- [Eastpointe Proposal 1](#)
- [Eastpointe Proposal 2](#)
- [Eastpointe Proposal 3](#)
- [New Baltimore Millage](#)
- [Sterling Heights Police, Fire, and Streets Millage](#)
- [Clinton Township Police Proposal](#)
- [Clinton Township Fire Proposal](#)
- [Armada Area Schools Operating Millage Renewal](#)
- [Armada Area Schools Sinking Fund Millage](#)
- [Richmond Comm. Schools Bonding Proposal](#)
- [Romeo Community Schools Bond Proposition](#)



Election Results

Registered Voters: 33,822

Total Voted: 3,637

Turnout: 10.75%

Updated: 12:49 PM

OFFICIAL ELECTION RESULTS

November 5, 2013 Election

City of Roseville - Mayor (One 4-year term)

ELECTION DAY PRECINCTS REPORTED:	15	of	15	100.00%
ABSENTEE PRECINCTS REPORTED:	15	of	15	100.00%

Chirkun 3,239 100.0%



ROSEVILLE

PRECINCT	POLL BOOK	John Chirkun
1	118	99
1 (AV)	132	117
2	109	91
2 (AV)	174	161
3	74	66
3 (AV)	120	111
4	58	51
4 (AV)	97	88
5	80	75
5 (AV)	152	138
6	143	125
6 (AV)	163	152
7	159	138
7 (AV)	132	118
8	163	132
8 (AV)	184	167
9	119	102
9 (AV)	245	226
10	87	80
10 (AV)	77	69
11	58	45
11 (AV)	149	139
12	104	87
12 (AV)	132	120
13	66	61
13 (AV)	66	62
14	66	52
14 (AV)	132	119
15	87	74

RACE SELECTOR

Candidate Races

[Center Line Mayor](#)
[Center Line Council](#)
[Eastpointe Council](#)
[Fraser Council](#)
[Memphis Mayor](#)
[Memphis Council](#)
[Mount Clemens Mayor](#)
[Mount Clemens Commission](#)
[New Baltimore Mayor](#)
[New Baltimore Clerk](#)
[New Baltimore Treasurer](#)
[New Baltimore Council](#)
[New Baltimore Council Partial Term](#)
[Richmond Council](#)
[Roseville Mayor](#)
[Roseville Clerk](#)
[Roseville Treasurer](#)
[Roseville Council](#)
[St. Clair Shores Council](#)
[Sterling Heights Mayor](#)
[Sterling Heights Council](#)
[Utica Mayor](#)
[Utica Council](#)

Proposals

[Eastpointe Proposal 1](#)
[Eastpointe Proposal 2](#)
[Eastpointe Proposal 3](#)
[New Baltimore Millage](#)
[Sterling Heights Police, Fire, and Streets Millage](#)
[Clinton Township Police Proposal](#)
[Clinton Township Fire Proposal](#)
[Armada Area Schools Operating Millage Renewal](#)
[Armada Area Schools Sinking Fund Millage](#)
[Richmond Comm. Schools Bonding Proposal](#)
[Romeo Community Schools Bond Proposition](#)

15 (AV)	191	174
TOTAL	3,637	3,239



Election Results

Registered Voters: 33,822

Total Voted: 3,637

Turnout: 10.75%

Updated: 12:48 PM

OFFICIAL ELECTION RESULTS

November 5, 2013 Election

City of Roseville - Clerk (One 4-year term)

ELECTION DAY PRECINCTS REPORTED:	15	of	15	100.00%
ABSENTEE PRECINCTS REPORTED:	15	of	15	100.00%

Steenland	3,252	100.0%	<div style="width: 100%; height: 15px; background-color: red;"></div>
-----------	-------	--------	---

ROSEVILLE

Richard M.

POLL BOOK Steenland

PRECINCT		
1	118	98
1 (AV)	132	120
2	109	94
2 (AV)	174	158
3	74	64
3 (AV)	120	113
4	58	51
4 (AV)	97	89
5	80	73
5 (AV)	152	137
6	143	122
6 (AV)	163	149
7	159	139
7 (AV)	132	120
8	163	135
8 (AV)	184	172
9	119	103
9 (AV)	245	226
10	87	77
10 (AV)	77	68
11	58	47
11 (AV)	149	141
12	104	88
12 (AV)	132	122
13	66	58
13 (AV)	66	60
14	66	54
14 (AV)	132	119
15	87	75

RACE SELECTOR

Candidate Races

[Center Line Mayor](#)
[Center Line Council](#)
[Eastpointe Council](#)
[Fraser Council](#)
[Memphis Mayor](#)
[Memphis Council](#)
[Mount Clemens Mayor](#)
[Mount Clemens Commission](#)
[New Baltimore Mayor](#)
[New Baltimore Clerk](#)
[New Baltimore Treasurer](#)
[New Baltimore Council](#)
[New Baltimore Council Partial Term](#)
[Richmond Council](#)
[Roseville Mayor](#)
[Roseville Clerk](#)
[Roseville Treasurer](#)
[Roseville Council](#)
[St. Clair Shores Council](#)
[Sterling Heights Mayor](#)
[Sterling Heights Council](#)
[Utica Mayor](#)
[Utica Council](#)

Proposals

[Eastpointe Proposal 1](#)
[Eastpointe Proposal 2](#)
[Eastpointe Proposal 3](#)
[New Baltimore Millage](#)
[Sterling Heights Police, Fire, and Streets Millage](#)
[Clinton Township Police Proposal](#)
[Clinton Township Fire Proposal](#)
[Armada Area Schools Operating Millage Renewal](#)
[Armada Area Schools Sinking Fund Millage](#)
[Richmond Comm. Schools Bonding Proposal](#)
[Romeo Community Schools Bond Proposition](#)

15 (AV)	191	180
TOTAL	3,637	3,252



Election Results

Registered Voters: 33,822

Total Voted: 3,637

Turnout: 10.75%

Updated: 2:34 PM

OFFICIAL ELECTION RESULTS

November 5, 2013 Election

City of Roseville - Treasurer (One 4-year term)

ELECTION DAY PRECINCTS REPORTED:	15	of	15	100.00%
ABSENTEE PRECINCTS REPORTED:	15	of	15	100.00%

Switalski	3,238	100.0%	<div style="width: 100%; height: 15px; background-color: red;"></div>
-----------	-------	--------	---

ROSEVILLE

PRECINCT	POLL BOOK	Michael Switalski
1	118	98
1 (AV)	132	115
2	109	93
2 (AV)	174	158
3	74	65
3 (AV)	120	116
4	58	49
4 (AV)	97	91
5	80	71
5 (AV)	152	132
6	143	124
6 (AV)	163	149
7	159	142
7 (AV)	132	123
8	163	141
8 (AV)	184	167
9	119	95
9 (AV)	245	229
10	87	76
10 (AV)	77	66
11	58	50
11 (AV)	149	143
12	104	89
12 (AV)	132	119
13	66	58
13 (AV)	66	62
14	66	51
14 (AV)	132	119
15	87	72

RACE SELECTOR

Candidate Races

[Center Line Mayor](#)
[Center Line Council](#)
[Eastpointe Council](#)
[Fraser Council](#)
[Memphis Mayor](#)
[Memphis Council](#)
[Mount Clemens Mayor](#)
[Mount Clemens Commission](#)
[New Baltimore Mayor](#)
[New Baltimore Clerk](#)
[New Baltimore Treasurer](#)
[New Baltimore Council](#)
[New Baltimore Council Partial Term](#)
[Richmond Council](#)
[Roseville Mayor](#)
[Roseville Clerk](#)
[Roseville Treasurer](#)
[Roseville Council](#)
[St. Clair Shores Council](#)
[Sterling Heights Mayor](#)
[Sterling Heights Council](#)
[Utica Mayor](#)
[Utica Council](#)

Proposals

[Eastpointe Proposal 1](#)
[Eastpointe Proposal 2](#)
[Eastpointe Proposal 3](#)
[New Baltimore Millage](#)
[Sterling Heights Police, Fire, and Streets Millage](#)
[Clinton Township Police Proposal](#)
[Clinton Township Fire Proposal](#)
[Armada Area Schools Operating Millage Renewal](#)
[Armada Area Schools Sinking Fund Millage](#)
[Richmond Comm. Schools Bonding Proposal](#)
[Romeo Community Schools Bond Proposition](#)

15 (AV)	191	175
TOTAL	3,637	3,238