



Election Results

Macomb County 2008 General Election

Click below for the official results of the November 4, 2008 General Election for Macomb County as the results are tabulated.

This site is brought to you by [Macomb County Clerk/Register of Deeds Carmella Sabaugh](#).
Macomb County campaign finance documents are available online.



Carmella Sabaugh
Macomb Co. Clerk/
Register of Deeds



Results

Click for election results by race, including breakdown by precincts.



Precinct Reporting Details

Click for a listing of precincts and jurisdictions yet to report.



Campaign Finance Reports

Click for Campaign Finance Reports, committees that still owe fees to the County, and more.



More Election Information

Click to visit the Macomb County Clerk's Election Department's website.



Voter Turnout

Click for a listing of voter turnout by jurisdiction.



South Lake Schools Board of Education
Two 4-year terms

official results, updated November 19, 3:07 PM

[Race List](#) | [Race Summary](#) | [Race Details](#) | [Race Details \(Printer Friendly\)](#)

11 of 11 (100.0%) precincts reporting				
Christi Franklin		5,616	53.5%	
Allan K. Innes		4,876	46.5%	

These same results may also be obtained via:

- > Election Telephone Hotline: 586.469.5209
- > 24-Hour Fax (Within MI): 1.888.99.CLERK (request document number 6700)
- > 24-Hour Fax (Outside of MI): 1.310.575.5035 (request document number 6700)



Macomb Community College Board of Trustees
Three 6-year terms

official results, updated November 19, 3:06 PM

[Race List](#) | [Race Summary](#) | [Race Details](#) | [Race Details \(Printer Friendly\)](#)

450 of 450 (100.0%) precincts reporting				
Nancy Falcone Sullivan		103,269	17.5%	■
Frank DeSantis		82,851	14.0%	■
Connie Bolanowski		80,712	13.7%	■
Michael G. Kelly		67,680	11.5%	■
John DiLuca		66,636	11.3%	■
David A. Santia		50,002	8.5%	■
Joseph A. Backus		46,028	7.8%	■
Edward T. O'Neil		44,655	7.6%	■
Sebastian S. Previti		25,685	4.4%	■
Stuart K. Jason		22,712	3.8%	■

These same results may also be obtained via:

- > Election Telephone Hotline: 586.469.5209
- > 24-Hour Fax (Within MI): 1.888.99.CLERK (request document number 6700)
- > 24-Hour Fax (Outside of MI): 1.310.575.5035 (request document number 6700)





Election Results

Statewide Proposal 08-1

A legislative initiative to permit the use and cultivation of marijuana for specified medical conditions

official results, updated November 19, 3:06 PM

[Race List](#) | [Race Summary](#) | [Race Details](#) | [Race Details \(Printer Friendly\)](#)

450 of 450 (100.0%) precincts reporting				
YES		257,420	63.7%	
NO		146,483	36.3%	

These same results may also be obtained via:

- > Election Telephone Hotline: 586.469.5209
- > 24-Hour Fax (Within MI): 1.888.99.CLERK (request document number 6700)
- > 24-Hour Fax (Outside of MI): 1.310.575.5035 (request document number 6700)





Election Results

Statewide Proposal 08-2

A proposal to amend the State Constitution to address human embryo and human embryonic stem cell research in Michigan

official results, updated November 19, 3:06 PM

[Race List](#) | [Race Summary](#) | [Race Details](#) | [Race Details \(Printer Friendly\)](#)

450 of 450 (100.0%) precincts reporting				
YES		211,295	52.3%	
NO		192,536	47.7%	

These same results may also be obtained via:



- > Election Telephone Hotline: 586.469.5209
- > 24-Hour Fax (Within MI): 1.888.99.CLERK (request document number 6700)
- > 24-Hour Fax (Outside of MI): 1.310.575.5035 (request document number 6700)



Macomb County Veterans' Millage

official results, updated November 19, 3:06 PM

[Race List](#) | [Race Summary](#) | [Race Details](#) | [Race Details \(Printer Friendly\)](#)

450 of 450 (100.0%) precincts reporting				
YES		260,643	68.0%	
NO		122,696	32.0%	

These same results may also be obtained via:



- > Election Telephone Hotline: 586.469.5209
- > 24-Hour Fax (Within MI): 1.888.99.CLERK (request document number 6700)
- > 24-Hour Fax (Outside of MI): 1.310.575.5035 (request document number 6700)



Chesterfield Township Fire Millage

official results, updated November 19, 3:06 PM

[Race List](#) | [Race Summary](#) | [Race Details](#) | [Race Details \(Printer Friendly\)](#)

23 of 23 (100.0%) precincts reporting				
YES		11,462	56.6%	
NO		8,802	43.4%	

These same results may also be obtained via:

- > Election Telephone Hotline: 586.469.5209
- > 24-Hour Fax (Within MI): 1.888.99.CLERK (request document number 6700)
- > 24-Hour Fax (Outside of MI): 1.310.575.5035 (request document number 6700)



Eastpointe Charter Amendment - Proposal A

official results, updated November 19, 3:06 PM

[Race List](#) | [Race Summary](#) | [Race Details](#) | [Race Details \(Printer Friendly\)](#)

16 of 16 (100.0%) precincts reporting				
YES		8,966	65.1%	<div style="width: 65.1%;"></div>
NO		4,817	34.9%	<div style="width: 34.9%;"></div>

These same results may also be obtained via:

- > Election Telephone Hotline: 586.469.5209
- > 24-Hour Fax (Within MI): 1.888.99.CLERK (request document number 6700)
- > 24-Hour Fax (Outside of MI): 1.310.575.5035 (request document number 6700)



Eastpointe Charter Amendment - Proposal B

official results, updated November 19, 3:06 PM

[Race List](#) | [Race Summary](#) | [Race Details](#) | [Race Details \(Printer Friendly\)](#)

16 of 16 (100.0%) precincts reporting				
YES		9,132	65.9%	
NO		4,716	34.1%	

These same results may also be obtained via:

- > Election Telephone Hotline: 586.469.5209
- > 24-Hour Fax (Within MI): 1.888.99.CLERK (request document number 6700)
- > 24-Hour Fax (Outside of MI): 1.310.575.5035 (request document number 6700)



Election Results

Macomb County November 4, 2008 Election Precinct Reporting Details

This page contains information about when each jurisdiction reports results. "% In" shows the current number of precincts reporting for that jurisdiction. The "First Report" column shows when they reported the first set of results. When half of the precincts have reported, a timestamp will be recorded in the "50% Reported" column. Once all results are in, the "Results Final" column will be filled-in. You can re-sort the list by clicking any column header.

Updated November 19, 3:07 PM

Jurisdiction	% In	First Report	50% Reported	Results Final
Armada Township	100%	11-04 9:24 PM	11-04 9:40 PM	11-04 9:40 PM
Bruce Township	100%	11-04 9:20 PM	11-04 9:30 PM	11-04 10:20 PM
Center Line	100%	11-04 8:30 PM	11-04 9:54 PM	11-04 10:34 PM
Chesterfield Charter Township	100%	11-04 8:54 PM	11-04 9:54 PM	11-05 06:20 AM
Clinton Township	100%	11-04 10:04 PM	11-04 10:04 PM	11-04 11:50 PM
Eastpointe	100%	11-04 8:44 PM	11-04 10:20 PM	11-05 02:34 AM
Fraser	100%	11-04 8:54 PM	11-04 9:24 PM	11-04 10:34 PM
Harrison Charter Township	100%	11-05 01:48 AM	11-05 01:48 AM	11-05 01:48 AM
Lake Township	100%	11-04 9:14 PM	11-04 9:14 PM	11-04 9:14 PM
Lenox Township	100%	11-04 9:24 PM	11-04 9:30 PM	11-04 10:04 PM
Macomb Township	100%	11-04 10:08 PM	11-04 11:08 PM	11-05 12:14 AM
Memphis	100%	11-04 8:50 PM	11-04 8:50 PM	11-04 8:50 PM
Mt. Clemens	100%	11-04 9:00 PM	11-04 9:40 PM	11-04 10:08 PM
New Baltimore	100%	11-04 9:30 PM	11-04 9:54 PM	11-04 10:34 PM
Ray Township	100%	11-04 9:10 PM	11-04 9:54 PM	11-04 9:54 PM
Richmond Township	100%	11-04 9:10 PM	11-04 9:10 PM	11-04 9:10 PM
Richmond City	100%	11-04 8:40 PM	11-04 9:30 PM	11-04 9:30 PM
Roseville	100%	11-04 8:44 PM	11-04 9:14 PM	11-04 10:54 PM
Shelby Township	100%	11-04 10:04 PM	11-04 10:04 PM	11-05 12:18 AM
St. Clair Shores	100%	11-04 11:50 PM	11-04 11:50 PM	11-04 11:50 PM
Sterling Heights	100%	11-04 9:20 PM	11-04 10:28 PM	11-05 12:44 AM
Utica	100%	11-04 9:00 PM	11-04 9:14 PM	11-04 9:40 PM
Warren	100%	11-04 9:00 PM	11-04 10:20 PM	11-04 11:54 PM
Washington Township	100%	11-04 9:14 PM	11-04 9:40 PM	11-04 10:58 PM



Election Results

Macomb County November 4, 2008 Election Precinct Reporting Details

This page contains information about when each jurisdiction reports results. "% In" shows the current number of precincts reporting for that jurisdiction. The "First Report" column shows when they reported the first set of results. When half of the precincts have reported, a timestamp will be recorded in the "50% Reported" column. Once all results are in, the "Results Final" column will be filled-in. You can re-sort the list by clicking any column header.

Updated November 19, 3:07 PM

Jurisdiction	% In	First Report	50% Reported	Results Final
Armada Township	100%	11-04 9:24 PM	11-04 9:40 PM	11-04 9:40 PM
Bruce Township	100%	11-04 9:20 PM	11-04 9:30 PM	11-04 10:20 PM
Center Line	100%	11-04 8:30 PM	11-04 9:54 PM	11-04 10:34 PM
Chesterfield Charter Township	100%	11-04 8:54 PM	11-04 9:54 PM	11-05 06:20 AM
Clinton Township	100%	11-04 10:04 PM	11-04 10:04 PM	11-04 11:50 PM
Eastpointe	100%	11-04 8:44 PM	11-04 10:20 PM	11-05 02:34 AM
Fraser	100%	11-04 8:54 PM	11-04 9:24 PM	11-04 10:34 PM
Harrison Charter Township	100%	11-05 01:48 AM	11-05 01:48 AM	11-05 01:48 AM
Lake Township	100%	11-04 9:14 PM	11-04 9:14 PM	11-04 9:14 PM
Lenox Township	100%	11-04 9:24 PM	11-04 9:30 PM	11-04 10:04 PM
Macomb Township	100%	11-04 10:08 PM	11-04 11:08 PM	11-05 12:14 AM
Memphis	100%	11-04 8:50 PM	11-04 8:50 PM	11-04 8:50 PM
Mt. Clemens	100%	11-04 9:00 PM	11-04 9:40 PM	11-04 10:08 PM
New Baltimore	100%	11-04 9:30 PM	11-04 9:54 PM	11-04 10:34 PM
Ray Township	100%	11-04 9:10 PM	11-04 9:54 PM	11-04 9:54 PM
Richmond Township	100%	11-04 9:10 PM	11-04 9:10 PM	11-04 9:10 PM
Richmond City	100%	11-04 8:40 PM	11-04 9:30 PM	11-04 9:30 PM
Roseville	100%	11-04 8:44 PM	11-04 9:14 PM	11-04 10:54 PM
Shelby Township	100%	11-04 10:04 PM	11-04 10:04 PM	11-05 12:18 AM
St. Clair Shores	100%	11-04 11:50 PM	11-04 11:50 PM	11-04 11:50 PM
Sterling Heights	100%	11-04 9:20 PM	11-04 10:28 PM	11-05 12:44 AM
Utica	100%	11-04 9:00 PM	11-04 9:14 PM	11-04 9:40 PM
Warren	100%	11-04 9:00 PM	11-04 10:20 PM	11-04 11:54 PM
Washington Township	100%	11-04 9:14 PM	11-04 9:40 PM	11-04 10:58 PM



Macomb County November 4, 2008 Election Precinct Reporting Details

This page contains information about when each jurisdiction reports results. "% In" shows the current number of precincts reporting for that jurisdiction. The "First Report" column shows when they reported the first set of results. When half of the precincts have reported, a timestamp will be recorded in the "50% Reported" column. Once all results are in, the "Results Final" column will be filled-in. You can re-sort the list by clicking any column header.

Updated November 19, 3:07 PM

Jurisdiction	% In	First Report	50% Reported	Results Final
Armada Township	100%	11-04 9:24 PM	11-04 9:40 PM	11-04 9:40 PM
Bruce Township	100%	11-04 9:20 PM	11-04 9:30 PM	11-04 10:20 PM
Center Line	100%	11-04 8:30 PM	11-04 9:54 PM	11-04 10:34 PM
Chesterfield Charter Township	100%	11-04 8:54 PM	11-04 9:54 PM	11-05 06:20 AM
Clinton Township	100%	11-04 10:04 PM	11-04 10:04 PM	11-04 11:50 PM
Eastpointe	100%	11-04 8:44 PM	11-04 10:20 PM	11-05 02:34 AM
Fraser	100%	11-04 8:54 PM	11-04 9:24 PM	11-04 10:34 PM
Harrison Charter Township	100%	11-05 01:48 AM	11-05 01:48 AM	11-05 01:48 AM
Lake Township	100%	11-04 9:14 PM	11-04 9:14 PM	11-04 9:14 PM
Lenox Township	100%	11-04 9:24 PM	11-04 9:30 PM	11-04 10:04 PM
Macomb Township	100%	11-04 10:08 PM	11-04 11:08 PM	11-05 12:14 AM
Memphis	100%	11-04 8:50 PM	11-04 8:50 PM	11-04 8:50 PM
Mt. Clemens	100%	11-04 9:00 PM	11-04 9:40 PM	11-04 10:08 PM
New Baltimore	100%	11-04 9:30 PM	11-04 9:54 PM	11-04 10:34 PM
Ray Township	100%	11-04 9:10 PM	11-04 9:54 PM	11-04 9:54 PM
Richmond Township	100%	11-04 9:10 PM	11-04 9:10 PM	11-04 9:10 PM
Richmond City	100%	11-04 8:40 PM	11-04 9:30 PM	11-04 9:30 PM
Roseville	100%	11-04 8:44 PM	11-04 9:14 PM	11-04 10:54 PM
Shelby Township	100%	11-04 10:04 PM	11-04 10:04 PM	11-05 12:18 AM
St. Clair Shores	100%	11-04 11:50 PM	11-04 11:50 PM	11-04 11:50 PM
Sterling Heights	100%	11-04 9:20 PM	11-04 10:28 PM	11-05 12:44 AM
Utica	100%	11-04 9:00 PM	11-04 9:14 PM	11-04 9:40 PM
Warren	100%	11-04 9:00 PM	11-04 10:20 PM	11-04 11:54 PM
Washington Township	100%	11-04 9:14 PM	11-04 9:40 PM	11-04 10:58 PM



Election Results

Macomb County November 4, 2008 Election Precinct Reporting Details

This page contains information about when each jurisdiction reports results. "% In" shows the current number of precincts reporting for that jurisdiction. The "First Report" column shows when they reported the first set of results. When half of the precincts have reported, a timestamp will be recorded in the "50% Reported" column. Once all results are in, the "Results Final" column will be filled-in. You can re-sort the list by clicking any column header.

Updated November 19, 3:07 PM

Jurisdiction	% In	First Report	50% Reported	Results Final
Armada Township	100%	11-04 9:24 PM	11-04 9:40 PM	11-04 9:40 PM
Bruce Township	100%	11-04 9:20 PM	11-04 9:30 PM	11-04 10:20 PM
Center Line	100%	11-04 8:30 PM	11-04 9:54 PM	11-04 10:34 PM
Chesterfield Charter Township	100%	11-04 8:54 PM	11-04 9:54 PM	11-05 06:20 AM
Clinton Township	100%	11-04 10:04 PM	11-04 10:04 PM	11-04 11:50 PM
Eastpointe	100%	11-04 8:44 PM	11-04 10:20 PM	11-05 02:34 AM
Fraser	100%	11-04 8:54 PM	11-04 9:24 PM	11-04 10:34 PM
Harrison Charter Township	100%	11-05 01:48 AM	11-05 01:48 AM	11-05 01:48 AM
Lake Township	100%	11-04 9:14 PM	11-04 9:14 PM	11-04 9:14 PM
Lenox Township	100%	11-04 9:24 PM	11-04 9:30 PM	11-04 10:04 PM
Macomb Township	100%	11-04 10:08 PM	11-04 11:08 PM	11-05 12:14 AM
Memphis	100%	11-04 8:50 PM	11-04 8:50 PM	11-04 8:50 PM
Mt. Clemens	100%	11-04 9:00 PM	11-04 9:40 PM	11-04 10:08 PM
New Baltimore	100%	11-04 9:30 PM	11-04 9:54 PM	11-04 10:34 PM
Ray Township	100%	11-04 9:10 PM	11-04 9:54 PM	11-04 9:54 PM
Richmond Township	100%	11-04 9:10 PM	11-04 9:10 PM	11-04 9:10 PM
Richmond City	100%	11-04 8:40 PM	11-04 9:30 PM	11-04 9:30 PM
Roseville	100%	11-04 8:44 PM	11-04 9:14 PM	11-04 10:54 PM
Shelby Township	100%	11-04 10:04 PM	11-04 10:04 PM	11-05 12:18 AM
St. Clair Shores	100%	11-04 11:50 PM	11-04 11:50 PM	11-04 11:50 PM
Sterling Heights	100%	11-04 9:20 PM	11-04 10:28 PM	11-05 12:44 AM
Utica	100%	11-04 9:00 PM	11-04 9:14 PM	11-04 9:40 PM
Warren	100%	11-04 9:00 PM	11-04 10:20 PM	11-04 11:54 PM
Washington Township	100%	11-04 9:14 PM	11-04 9:40 PM	11-04 10:58 PM



Election Results

Macomb County November 4, 2008 Election Precinct Reporting Details

This page contains information about when each jurisdiction reports results. "% In" shows the current number of precincts reporting for that jurisdiction. The "First Report" column shows when they reported the first set of results. When half of the precincts have reported, a timestamp will be recorded in the "50% Reported" column. Once all results are in, the "Results Final" column will be filled-in. You can re-sort the list by clicking any column header.

Updated November 19, 3:07 PM

Jurisdiction	% In	First Report	50% Reported	Results Final
Armada Township	100%	11-04 9:24 PM	11-04 9:40 PM	11-04 9:40 PM
Bruce Township	100%	11-04 9:20 PM	11-04 9:30 PM	11-04 10:20 PM
Center Line	100%	11-04 8:30 PM	11-04 9:54 PM	11-04 10:34 PM
Chesterfield Charter Township	100%	11-04 8:54 PM	11-04 9:54 PM	11-05 06:20 AM
Clinton Township	100%	11-04 10:04 PM	11-04 10:04 PM	11-04 11:50 PM
Eastpointe	100%	11-04 8:44 PM	11-04 10:20 PM	11-05 02:34 AM
Fraser	100%	11-04 8:54 PM	11-04 9:24 PM	11-04 10:34 PM
Harrison Charter Township	100%	11-05 01:48 AM	11-05 01:48 AM	11-05 01:48 AM
Lake Township	100%	11-04 9:14 PM	11-04 9:14 PM	11-04 9:14 PM
Lenox Township	100%	11-04 9:24 PM	11-04 9:30 PM	11-04 10:04 PM
Macomb Township	100%	11-04 10:08 PM	11-04 11:08 PM	11-05 12:14 AM
Memphis	100%	11-04 8:50 PM	11-04 8:50 PM	11-04 8:50 PM
Mt. Clemens	100%	11-04 9:00 PM	11-04 9:40 PM	11-04 10:08 PM
New Baltimore	100%	11-04 9:30 PM	11-04 9:54 PM	11-04 10:34 PM
Ray Township	100%	11-04 9:10 PM	11-04 9:54 PM	11-04 9:54 PM
Richmond Township	100%	11-04 9:10 PM	11-04 9:10 PM	11-04 9:10 PM
Richmond City	100%	11-04 8:40 PM	11-04 9:30 PM	11-04 9:30 PM
Roseville	100%	11-04 8:44 PM	11-04 9:14 PM	11-04 10:54 PM
Shelby Township	100%	11-04 10:04 PM	11-04 10:04 PM	11-05 12:18 AM
St. Clair Shores	100%	11-04 11:50 PM	11-04 11:50 PM	11-04 11:50 PM
Sterling Heights	100%	11-04 9:20 PM	11-04 10:28 PM	11-05 12:44 AM
Utica	100%	11-04 9:00 PM	11-04 9:14 PM	11-04 9:40 PM
Warren	100%	11-04 9:00 PM	11-04 10:20 PM	11-04 11:54 PM
Washington Township	100%	11-04 9:14 PM	11-04 9:40 PM	11-04 10:58 PM



Election Results

Macomb County November 4, 2008 Election Voter Turnout

This page shows you the percentage of registered voters who cast a ballot for this election, by jurisdiction. These numbers will continue to increase until all precincts have reported. You can re-sort the list by clicking a column header.

Updated November 19, 3:07 PM

Jurisdiction ▼	Turnout
Armada Township	76.3%
Bruce Township	78.6%
Center Line	66.8%
Chesterfield Charter Township	71.8%
Clinton Township	67.5%
Eastpointe	68.8%
Fraser	74.1%
Harrison Charter Township	67.6%
Lake Township	72.7%
Lenox Township	68.2%
Macomb Township	76.5%
Memphis	68.2%
Mt. Clemens	59.8%
New Baltimore	75.7%
Ray Township	72%
Richmond Township	71.8%
Richmond City	73.8%
Roseville	63.5%
Shelby Township	72.8%
St. Clair Shores	72.5%
Sterling Heights	69.2%
Utica	69.3%
Warren	62.6%
Washington Township	74.9%
MACOMB COUNTY	69.2%



Election Results

Macomb County November 4, 2008 Election Voter Turnout

This page shows you the percentage of registered voters who cast a ballot for this election, by jurisdiction. These numbers will continue to increase until all precincts have reported. You can re-sort the list by clicking a column header.

Updated November 19, 3:07 PM

Jurisdiction ▼	Turnout
Armada Township	76.3%
Bruce Township	78.6%
Center Line	66.8%
Chesterfield Charter Township	71.8%
Clinton Township	67.5%
Eastpointe	68.8%
Fraser	74.1%
Harrison Charter Township	67.6%
Lake Township	72.7%
Lenox Township	68.2%
Macomb Township	76.5%
Memphis	68.2%
Mt. Clemens	59.8%
New Baltimore	75.7%
Ray Township	72%
Richmond Township	71.8%
Richmond City	73.8%
Roseville	63.5%
Shelby Township	72.8%
St. Clair Shores	72.5%
Sterling Heights	69.2%
Utica	69.3%
Warren	62.6%
Washington Township	74.9%
MACOMB COUNTY	69.2%



Election Results

President/Vice President of the United States One 4-year term

official results, updated November 19, 3:06 PM

[Race List](#) | [Race Summary](#) | [Race Details](#) | [Race Details \(Printer Friendly\)](#)

POLL BOOK TOTALS	Baldwin/Castle (UST)	Barr/Root (LIB)	McCain/Palin (REP)	McKinney/Clemente (GRN)	Nader/Gonzalez (NLP)	Obama/Biden (DEM)
------------------	----------------------	-----------------	--------------------	-------------------------	----------------------	-------------------

ARMADA TOWNSHIP							
01	1,259	5	11	666	4	13	551
02	842	5	2	471	0	9	348
AVCB01	852	7	2	467	1	8	353
	2,953	17	15	1,604	5	30	1,252

BRUCE TOWNSHIP							
01	738	4	2	319	1	3	404
02	1,208	4	7	751	1	4	436
03	754	2	4	383	3	2	353
04	796	0	6	514	0	3	267
AVCB01	1,525	5	11	887	1	13	581
	5,021	15	30	2,854	6	25	2,041

CENTER LINE							
01	733	3	2	323	0	8	389
02	492	1	4	184	1	7	292
03	940	3	10	267	2	4	648
04	479	3	3	185	3	6	278
05	486	0	3	175	1	7	297
AVCB01	890	0	4	297	2	15	558
	4,020	10	26	1,431	9	47	2,462

■ Yellow in the TOTALS column means precinct hasn't reported

These same results may also be obtained via:

- > Election Telephone Hotline: 586.469.5209
- > 24-Hour Fax (Within MI): 1.888.99.CLERK (request document number 6700)
- > 24-Hour Fax (Outside of MI): 1.310.575.5035 (request document number 6700)



Election Results

President/Vice President of the United States One 4-year term

official results, updated November 19, 3:06 PM

[Race List](#) | [Race Summary](#) | [Race Details](#) | [Race Details \(Printer Friendly\)](#)

	POLL BOOK TOTALS	Baldwin/Castle (UST)	Barr/Root (LIB)	McCain/Palin (REP)	McKinney/ Clemente (GRN)	Nader/Gonzalez (NLP)	Obama/Biden (DEM)
ARMADA TOWNSHIP							
01	1,259	5	11	666	4	13	551
02	842	5	2	471	0	9	348
AVCB01	852	7	2	467	1	8	353
	2,953	17	15	1,604	5	30	1,252
BRUCE TOWNSHIP							
01	738	4	2	319	1	3	404
02	1,208	4	7	751	1	4	436
03	754	2	4	383	3	2	353
04	796	0	6	514	0	3	267
AVCB01	1,525	5	11	887	1	13	581
	5,021	15	30	2,854	6	25	2,041
CENTER LINE							
01	733	3	2	323	0	8	389
02	492	1	4	184	1	7	292
03	940	3	10	267	2	4	648
04	479	3	3	185	3	6	278
05	486	0	3	175	1	7	297
AVCB01	890	0	4	297	2	15	558
	4,020	10	26	1,431	9	47	2,462
CHESTERFIELD CHARTER TOWNSHIP							
01	1,008	3	7	447	4	8	537
02	1,078	3	10	503	5	10	537
03	1,403	2	11	687	4	10	682
04	314	1	2	171	1	1	136
05	857	4	4	408	1	11	425
06	968	3	9	462	0	5	484
07	1,072	2	0	520	1	6	541
08	975	3	13	451	1	12	494
09	1,109	1	5	503	3	8	585
10	831	2	7	466	1	6	346
11	874	2	9	372	3	6	473
12	534	1	2	233	0	3	290
13	1,064	1	9	499	2	5	541
14	604	0	3	310	4	3	283
15	517	2	3	88	3	5	412

16	530	1	2	215	0	2	303
17	214	0	1	99	1	4	106
18	1,190	2	7	412	2	9	748
19	350	1	1	192	1	3	150
20	706	3	6	363	0	4	329
AVCB01	1,312	3	4	607	0	14	675
AVCB02	2,195	1	6	1,053	4	15	1,097
AVCB03	1,905	5	13	958	5	22	876
	21,610	46	134	10,019	46	172	11,050

CLINTON TOWNSHIP

01	647	4	7	292	1	7	333
02	361	1	2	171	1	4	182
03	929	2	4	288	2	12	613
04	632	1	1	220	1	8	401
05	886	0	2	51	0	0	833
06	849	2	3	283	2	1	554
07	449	2	5	172	0	7	259
08	741	5	9	256	2	13	454
09	554	4	5	217	0	5	316
10	632	3	4	335	0	5	280
11	707	2	4	254	3	11	430
12	490	1	0	179	0	3	301
13	864	7	7	328	1	9	509
14	370	2	3	157	1	7	199
15	748	3	6	292	0	7	436
16	697	5	3	308	0	4	374
17	1,026	3	1	275	1	7	735
18	757	1	6	343	1	3	396
19	474	4	3	285	0	5	176
20	842	1	1	221	0	7	607
21	394	1	2	171	1	1	215
22	946	0	4	225	0	6	705
23	978	4	3	456	2	9	495
24	568	0	5	273	2	6	279
25	808	3	5	313	1	11	472
26	897	3	10	450	2	3	423
27	612	0	4	331	0	7	269
28	596	0	2	80	0	3	509
29	964	0	4	526	0	3	427
30	775	1	0	282	3	10	472
31	1,053	7	6	387	2	10	634
32	507	1	3	271	1	1	230
33	1,223	3	4	479	5	12	714
34	794	1	4	161	1	3	618
35	908	5	9	436	0	7	444
36	1,007	4	4	384	3	3	603
37	1,018	0	5	414	0	4	590
38	702	1	2	396	0	2	301

39	588	7	0	294	0	3	284
40	922	1	4	427	3	7	476
41	829	0	4	353	3	4	462
42	1,139	2	1	376	1	9	745
43	270	0	1	152	0	5	112
44	973	3	4	490	1	6	467
45	809	1	3	453	2	2	346
46	579	0	3	239	2	4	328
AVCB01	4,394	13	20	2,179	2	31	2,090
AVCB02	2,028	4	11	880	2	28	1,079
AVCB03	3,806	12	14	1,931	2	32	1,768
AVCB04	840	1	2	352	3	9	459
AVCB05	764	1	1	226	2	1	526
AVCB06	768	4	5	360	0	9	373
AVCB07	1,316	3	4	689	0	14	592
AVCB08	1,649	1	8	770	0	15	827
	50,079	140	237	21,133	62	405	27,722

EASTPOINTE

01	1,007	2	5	264	1	14	709
02	761	2	4	232	3	8	506
03	1,032	4	5	339	1	17	663
04	1,085	5	3	374	3	8	686
05	985	8	10	310	3	11	635
06	748	4	9	223	2	1	500
07	1,111	2	7	136	1	3	957
08	912	3	3	123	4	9	765
09	880	4	5	258	4	7	597
10	754	5	5	193	2	11	537
11	805	1	5	254	1	15	522
12	933	2	7	293	2	5	614
13	811	3	4	273	1	5	522
14	1,179	1	9	272	2	7	882
AVCB01	2,869	5	10	956	2	36	1,814
AVCB02	466	1	2	170	1	6	273
	16,338	52	93	4,670	33	163	11,182

FRASER

01	737	2	6	317	2	5	404
02	989	4	6	503	0	10	459
03	1,149	3	9	477	3	21	622
04	979	4	5	379	5	8	572
05	339	1	1	155	0	3	178
06	1,062	1	2	580	2	8	461
07	578	3	4	200	1	3	361
AVCB01	1,335	5	8	606	2	10	684
AVCB02	830	0	4	384	1	6	420
	7,998	23	45	3,601	16	74	4,161

HARRISON CHARTER TOWNSHIP

01	961	3	2	375	5	8	564
02	670	0	0	262	3	3	401

03	784	1	2	384	0	6	386
04	1,269	4	11	611	1	14	625
05	908	3	9	523	1	3	366
06	1,232	2	9	577	3	4	630
07	999	4	7	511	6	11	454
08	265	0	1	65	2	3	189
09	554	2	5	356	0	2	187
10	672	0	1	319	1	4	341
11	799	0	11	254	1	7	519
12	373	1	3	138	1	1	228
AVCB01	4,196	12	13	2,235	4	44	1,836
	13,682	32	74	6,610	28	110	6,726

LAKE TOWNSHIP

01	40	0	0	27	0	0	13
	40	0	0	27	0	0	13

LENOX TOWNSHIP

01	603	1	5	356	1	5	232
02	990	3	4	487	2	9	480
03	1,010	2	1	295	0	10	699
04	565	2	3	200	0	4	355
AVCB01	1,176	4	6	542	1	7	603
	4,344	12	19	1,880	4	35	2,369

MACOMB TOWNSHIP

01	839	3	6	452	4	6	361
02	897	0	3	444	0	8	434
03	925	2	5	494	1	4	415
04	1,104	3	6	522	0	6	564
05	828	2	6	419	2	3	393
06	792	1	4	364	0	6	409
07	864	1	3	412	2	5	437
08	877	4	3	392	2	10	463
09	835	4	3	432	2	4	388
10	843	3	5	279	3	6	541
11	1,154	2	4	589	2	5	550
12	786	0	3	375	0	2	404
13	987	3	5	514	1	5	449
14	1,066	1	3	562	3	6	486
15	858	0	4	462	2	5	382
16	1,302	2	3	731	0	3	553
17	1,107	1	4	566	0	5	525
18	772	1	1	299	0	5	461
19	634	0	2	204	4	3	419
20	1,038	1	2	561	4	6	460
21	952	1	4	453	1	1	489
22	864	1	3	440	2	5	406
23	656	2	2	358	0	4	288
24	625	0	4	349	1	9	258
25	775	0	0	380	0	7	384

26	600	2	5	299	0	0	292
27	602	2	1	318	0	4	274
28	602	1	3	299	2	3	292
29	911	1	3	411	0	3	488
30	959	5	6	503	1	6	436
31	351	1	1	193	0	4	152
32	954	2	6	502	0	0	438
33	643	2	1	293	1	3	340
34	861	0	2	428	0	4	426
35	620	0	1	284	1	2	330
AVCB01	4,539	12	17	2,399	4	22	2,041
AVCB02	5,249	12	27	2,597	1	39	2,524
	39,271	78	161	19,579	46	219	18,952

MEMPHIS

01	398	1	5	227	1	5	154
	398	1	5	227	1	5	154

MT. CLEMENS

01	687	1	2	81	2	4	593
02	828	0	4	330	5	8	473
03	735	2	6	260	3	12	450
04	701	5	4	211	3	5	470
05	672	3	3	64	1	2	596
06	735	4	8	201	1	7	512
08	616	1	3	188	1	6	414
09	877	6	5	416	1	10	434
AVCB01	1,924	3	13	642	2	14	1,229
	7,775	25	48	2,393	19	68	5,171

NEW BALTIMORE

01	751	2	1	332	2	6	404
02	592	4	2	293	1	9	279
03	1,266	4	4	666	1	7	580
04	980	2	3	445	0	11	515
05	994	2	7	515	1	12	450
AVCB01	1,530	5	3	752	1	11	743
	6,113	19	20	3,003	6	56	2,971

RAY TOWNSHIP

01	643	6	3	391	1	6	233
02	860	6	3	514	0	10	325
AVCB01	635	4	7	391	0	6	222
	2,138	16	13	1,296	1	22	780

RICHMOND TOWNSHIP

01	892	2	5	545	2	10	325
02	1,025	2	4	597	0	16	398
	1,917	4	9	1,142	2	26	723

RICHMOND CITY

01	1,167	2	6	581	1	5	568
02	989	5	3	498	4	2	473
AVCB01	749	6	2	375	3	5	337
	2,905	13	11	1,454	8	12	1,378

ROSEVILLE

01	576	3	1	213	1	5	349
02	677	1	8	243	2	5	415
03	1,017	0	8	281	1	6	715
04	606	1	1	249	2	5	344
05	1,147	2	6	390	3	7	735
06	900	5	10	309	5	7	557
07	604	1	4	211	0	6	376
08	998	2	6	344	3	12	622
09	756	6	6	277	0	3	460
10	561	3	6	208	0	5	339
11	553	3	2	212	3	5	323
12	713	4	4	254	3	14	432
13	574	4	2	219	2	6	337
14	859	6	3	303	0	11	528
15	1,194	3	6	331	2	7	841
16	1,307	5	16	438	5	8	829
17	808	2	4	286	2	4	501
18	831	2	4	243	3	4	567
19	574	3	4	218	2	6	338
20	675	0	5	255	2	8	401
21	1,078	0	4	282	1	8	778
AVCB01	3,291	12	17	1,269	6	37	1,892
AVCB02	1,781	7	7	644	7	12	1,060
	22,080	75	134	7,679	55	191	13,739

SHELBY TOWNSHIP

01	1,318	6	7	787	3	7	505
02	1,095	9	7	598	3	13	460
03	669	1	16	328	2	8	310
04	874	9	1	496	1	4	358
05	1,187	1	11	554	5	6	604
06	1,013	2	7	371	0	9	621
07	877	2	8	489	1	3	372
08	540	4	6	296	0	3	230
09	869	5	10	322	4	6	520
10	772	0	3	417	3	5	338
11	990	3	8	440	2	7	524
12	676	1	1	375	0	3	293
13	519	3	4	274	1	4	230
14	1,019	4	5	590	1	7	412
15	553	3	8	309	0	4	226
16	1,109	2	13	681	0	10	403
17	1,488	4	8	807	3	7	654
18	662	1	5	320	1	7	327
19	720	3	1	375	2	6	327
20	618	2	3	287	2	1	321
21	775	0	10	210	0	6	548
22	1,179	2	8	704	1	6	455
23							

	1,054	1	9	693	0	6	342
24	1,203	1	7	768	0	3	419
25	968	0	6	561	0	5	391
26	646	4	3	270	3	5	357
27	931	0	5	425	0	5	491
28	731	1	4	383	1	0	336
29	770	3	2	438	0	2	325
AVCB01	4,506	10	20	2,356	9	42	2,012
AVCB02	7,138	23	42	4,096	15	47	2,846
AVCB03	834	2	2	537	0	5	281
AVCB04	89	0	0	50	0	0	39
	38,392	112	250	20,607	63	252	16,877

ST. CLAIR SHORES

01	1,160	0	3	599	0	8	543
02	1,030	5	10	440	2	9	558
03	981	4	7	437	5	11	512
04	798	3	5	314	4	9	459
05	1,294	2	7	542	5	16	718
06	1,164	1	11	361	0	13	776
07	849	0	6	342	6	7	481
08	1,107	7	11	484	1	14	586
09	574	6	1	240	0	7	317
10	1,282	2	11	544	1	15	700
11	567	3	2	241	3	4	311
12	1,248	2	7	563	2	10	657
13	1,317	5	7	704	3	7	584
14	621	1	12	276	0	9	315
15	1,317	2	13	551	5	11	723
16	1,157	1	8	517	2	15	609
17	1,294	3	12	593	1	20	660
18	1,021	1	7	420	2	11	576
19	898	1	6	435	3	14	430
20	586	7	2	252	2	5	314
21	957	5	6	413	2	6	520
22	892	3	7	396	0	15	461
23	1,111	7	4	510	3	10	573
24	1,114	2	8	461	4	11	623
AVCB01	3,204	7	8	1,553	6	25	1,567
AVCB02	2,324	12	16	1,093	8	24	1,137
AVCB03	1,618	9	6	820	1	18	748
AVCB04	4,240	4	20	1,997	7	56	2,073
	35,725	105	223	16,098	78	380	18,531

STERLING HEIGHTS

01	852	1	2	330	1	4	511
02	970	4	1	438	1	4	517
03	1,035	8	6	383	1	6	624
04	1,431	4	3	567	1	6	844
05	943	4	4	353	0	6	571
06	1,116	2	3	482	2	8	614

08	523	0	3	248	1	7	262
09	932	0	2	450	2	2	476
10	904	4	9	393	3	8	484
11	994	2	8	406	0	11	559
12	695	5	3	314	1	3	365
13	329	2	1	137	1	0	185
14	251	1	0	119	0	2	124
15	918	2	4	352	1	2	553
16	744	3	5	255	1	3	475
17	737	3	6	343	1	2	381
18	899	3	4	370	1	11	508
19	808	2	3	367	1	7	424
20	1,028	1	6	476	2	4	533
21	701	0	4	239	3	7	444
22	587	1	8	290	1	6	279
23	614	3	5	283	1	4	315
24	688	6	8	272	0	6	392
25	1,020	2	3	480	0	8	521
26	912	4	3	429	2	5	466
27	1,021	9	8	455	0	10	534
28	916	4	5	403	2	15	480
29	721	4	8	328	0	4	374
30	934	0	7	550	1	10	363
31	985	2	10	467	0	10	485
32	1,221	4	11	581	1	8	606
33	941	2	5	429	3	3	492
34	1,063	3	7	461	5	10	571
35	671	2	6	258	1	2	396
36	557	1	2	189	2	5	357
37	760	2	4	361	1	4	387
38	1,029	2	6	498	3	13	503
39	903	5	5	347	0	7	532
40	1,124	3	7	544	3	7	551
41	1,381	4	10	626	4	9	719
42	419	5	5	126	0	2	278
43	1,110	2	5	485	3	9	599
44	667	5	9	288	7	3	352
45	791	4	7	353	2	6	409
46	1,079	5	7	384	0	8	671
47	520	1	3	200	1	3	307
48	703	7	4	316	5	6	365
49	805	6	12	395	3	12	375
50	1,293	5	7	665	1	3	610
51	799	1	7	375	1	6	405
52	1,043	3	4	425	1	5	599
AVCB01	1,576	6	6	725	2	15	796
AVCB02	419	1	0	203	0	2	210
AVCB03	134	1	0	68	0	1	61

AVCB04	158	0	1	76	0	0	79
AVCB05	277	0	1	144	0	3	128
AVCB06	4,166	15	18	2,021	2	39	2,013
AVCB07	2,804	9	7	1,369	4	11	1,369
AVCB08	3,420	6	10	1,643	5	34	1,672
AVCB09	4,018	14	17	1,976	7	23	1,934
	61,059	210	335	27,510	98	440	32,009

UTICA

01	342	1	1	142	2	8	187
02	720	1	9	366	2	8	330
03	747	1	3	307	1	5	426
AVCB01	597	6	4	284	1	7	285
	2,406	9	17	1,099	6	28	1,228

WARREN

01	537	0	2	45	1	2	486
02	563	1	4	169	2	4	379
03	489	3	1	132	0	3	347
04	806	3	5	205	3	10	572
06	375	0	1	130	0	2	237
08	531	4	0	183	3	5	334
10	777	1	3	224	0	8	536
11	412	1	4	142	1	7	251
12	527	3	4	180	3	5	331
13	659	0	3	214	2	8	428
15	389	3	0	84	1	8	289
16	423	1	3	95	0	2	322
17	441	1	6	97	4	5	323
18	457	0	1	106	4	6	336
20	435	4	1	106	1	2	319
21	386	0	1	112	2	3	267
22	325	0	3	86	1	2	232
23	426	1	4	93	2	7	318
24	667	2	5	198	2	6	453
26	434	0	1	129	1	5	298
27	229	0	2	90	0	3	132
28	301	0	2	112	1	2	182
29	1,006	0	7	267	1	9	721
32	471	3	14	121	2	4	323
33	411	2	2	124	0	4	276
34	687	4	4	207	0	7	461
36	669	2	3	220	1	10	426
37	487	1	3	178	2	3	296
38	453	0	1	99	1	6	346
39	416	4	1	158	0	8	244
40	432	0	2	163	0	4	261
41	444	4	3	162	2	2	268
42	694	2	2	267	1	4	415
43	132	5	1	46	0	6	72
45	478	1	4	189	1	5	277

46	685	1	7	286	0	9	381
47	276	2	2	124	0	3	144
48	644	3	4	232	3	10	388
49	404	0	4	154	0	5	240
50	716	0	6	296	1	3	406
52	614	0	1	159	3	7	441
53	744	4	5	330	1	10	390
55	449	2	2	214	0	0	227
56	496	4	3	221	2	2	263
58	841	2	1	250	3	8	574
60	547	2	6	243	2	3	290
61	649	0	4	220	3	7	412
62	528	0	4	206	0	4	313
63	532	0	4	232	1	6	287
64	562	1	3	231	0	7	315
66	464	1	4	217	0	1	237
67	598	1	5	278	2	6	302
68	600	0	3	225	2	6	362
69	571	1	2	197	2	8	355
70	740	0	3	279	0	6	450
71	456	2	1	184	1	3	265
72	428	3	1	220	0	1	202
72A	551	1	1	60	2	1	485
73	561	5	4	244	3	4	299
74	897	2	12	390	5	8	474
76	718	3	2	261	0	11	436
78	504	3	5	216	0	2	275
80	559	3	3	268	1	2	279
81	412	0	1	91	0	1	319
82	633	1	1	262	1	4	360
84	831	0	4	307	1	2	512
85	627	0	4	301	0	6	314
86	933	3	8	412	1	7	498
88	412	0	3	154	0	5	249
90	593	0	7	238	0	5	342
92	354	1	2	176	0	1	173
93	793	1	5	269	0	2	512
94	717	1	7	305	2	11	386
96	456	1	4	220	2	3	224
97	529	2	4	248	3	4	265
98	362	0	0	174	1	4	178
99	320	0	3	134	0	4	179
99A	490	3	3	242	2	5	233
100	438	1	4	196	1	6	228
101	506	4	5	213	1	4	278
102	469	5	5	216	0	5	235
103	543	2	3	255	2	3	276
105	676	0	2	289	2	8	372