



Click below for the official results of the November 2, 2004 General Election for Macomb County as the results are tabulated. This site is brought to you by [Macomb County Clerk/Register of Deeds Carmella Sabaugh](#) and the [Macomb Cable Network](#). Macomb County campaign finance documents are available [online](#).

## President

- » [President](#)

## U.S. House of Representatives

- » [District 10](#)
- » [District 12](#)

## State House of Representatives

- » [District 24](#)
- » [District 25](#)
- » [District 28](#)
- » [District 30](#)
- » [District 31](#)
- » [District 32](#)
- » [District 33](#)
- » [District 36](#)
- » [District 42](#)

## Statewide Offices

- » [State Board of Education](#)
- » [Regent of University of Michigan](#)
- » [Trustee of Michigan State University](#)
- » [Governor of Wayne State University](#)

## Countywide Offices

- » [Prosecuting Attorney](#)
- » [Sheriff](#)
- » [Clerk/Register of Deeds](#)
- » [Treasurer](#)
- » [Public Works Commissioner](#)

## County Commission

- » [District 1](#)
- » [District 2](#)
- » [District 3](#)
- » [District 4](#)
- » [District 5](#)

[Click here to return to race list](#)

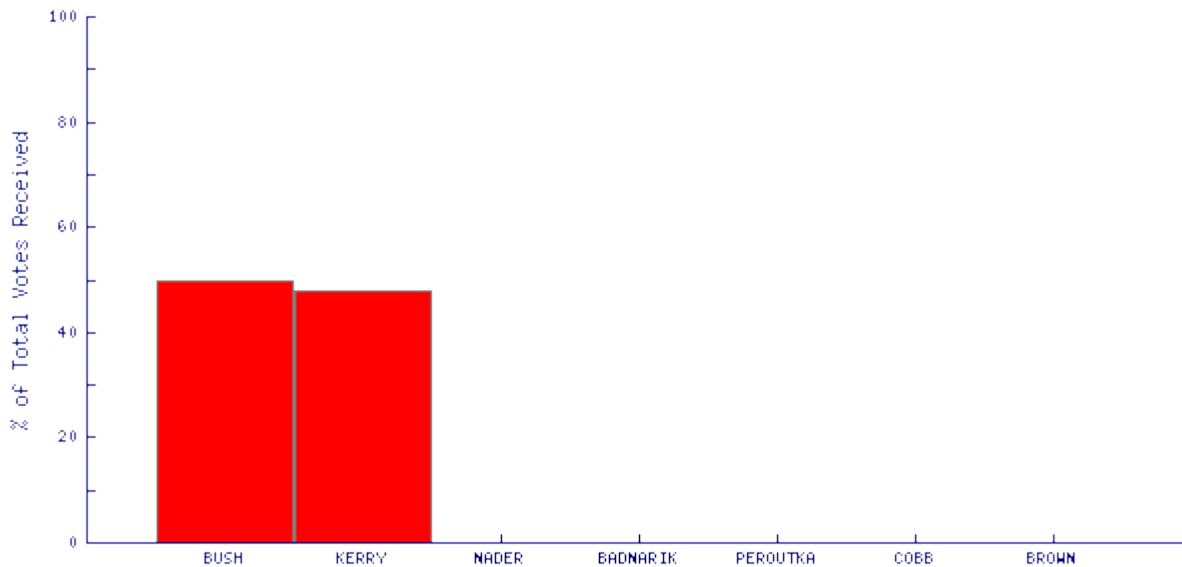


## President

### One 4-year term

ONLY Macomb County Official Election Results

View [precinct breakdown](#) or [community totals](#).



---

<b>GEORGE W. BUSH</b>	<b>REP</b>	<b>202,166</b>	<b>50.2%</b>
-----------------------	------------	----------------	--------------

---

<b>JOHN F. KERRY</b>	<b>DEM</b>	<b>196,160</b>	<b>48.7%</b>
----------------------	------------	----------------	--------------

---

<b>RALPH NADER</b>	<b>NPA</b>	<b>2,081</b>	<b>0.5%</b>
--------------------	------------	--------------	-------------

---

<b>MICHAEL BADNARIK</b>	<b>LIB</b>	<b>1,113</b>	<b>0.3%</b>
-------------------------	------------	--------------	-------------

---

<b>MICHAEL PEROUTKA</b>	<b>UST</b>	<b>431</b>	<b>0.1%</b>
-------------------------	------------	------------	-------------

---

<b>DAVID COBB</b>	<b>GRN</b>	<b>365</b>	<b>0.1%</b>
-------------------	------------	------------	-------------

---

---

**100.0%** of precincts reporting.

These same results may also be obtained via:

- Election Telephone Hotline: 586.469.5209.
- 24-Hour Fax (Within MI): 1.888.99.CLERK (request document number 6710).
- 24-Hour Fax (Outside of MI): 1.310.575.5035 (request document number 6710).

**[www.MCNTV.com](http://www.MCNTV.com)**

[webmaster@mcntv.com](mailto:webmaster@mcntv.com)

[Click here to return to race list](#)

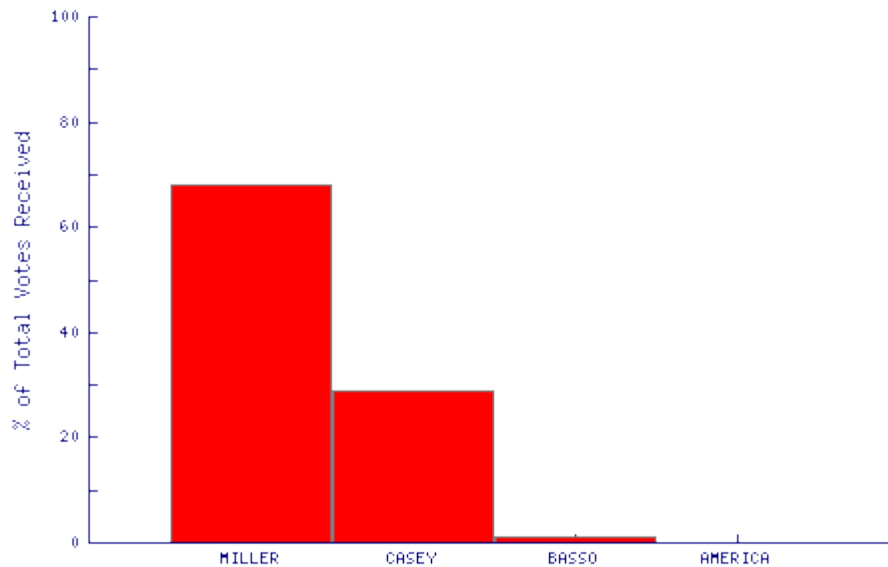


## U.S. Representative 10th District

One 2-year term

ONLY Macomb County Official Election Results

View [precinct breakdown](#) or [community totals](#).



---

<b>CANDICE S. MILLER</b>	REP	<b>120,212</b>	<b>68.7%</b>
--------------------------	-----	----------------	--------------

---

<b>ROB CASEY</b>	DEM	<b>51,586</b>	<b>29.5%</b>
------------------	-----	---------------	--------------

---

<b>PHOEBE A. BASSO</b>	LIB	<b>2,254</b>	<b>1.3%</b>
------------------------	-----	--------------	-------------

---

<b>ANTHONY AMERICA</b>	NLP	<b>925</b>	<b>0.5%</b>
------------------------	-----	------------	-------------

---

100.0% of precincts reporting.

These same results may also be obtained via:

- Election Telephone Hotline: 586.469.5209.
- 24-Hour Fax (Within MI): 1.888.99.CLERK (request document number 6710).
- 24-Hour Fax (Outside of MI): 1.310.575.5035 (request document number 6710).

**[www.MCNTV.com](http://www.MCNTV.com)**

[webmaster@mcntv.com](mailto:webmaster@mcntv.com)

[Click here to return to race list](#)

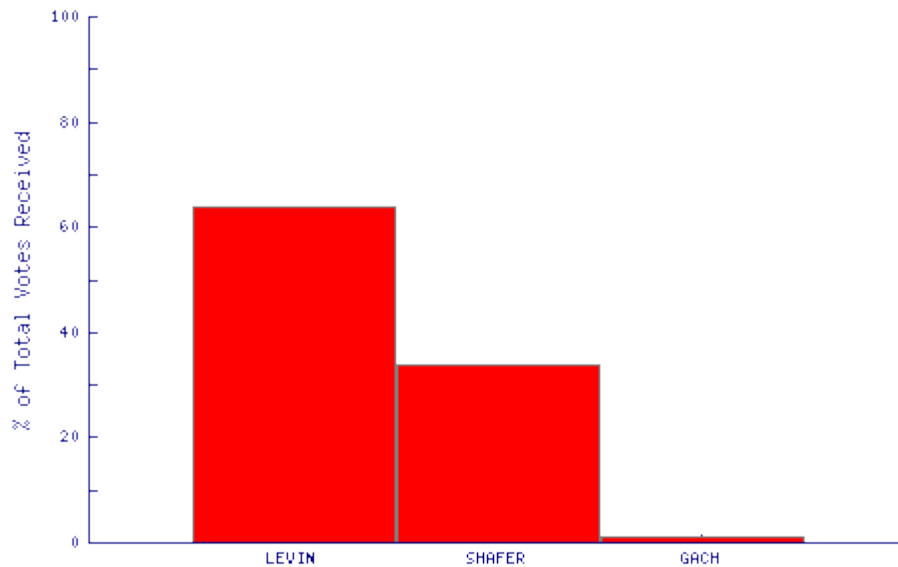


## U.S. Representative 12th District

One 2-year term

ONLY Macomb County Official Election Results

View [precinct breakdown](#) or [community totals](#).



---

<b>SANDER LEVIN</b>	DEM	<b>131,651</b>	<b>64.1%</b>
---------------------	-----	----------------	--------------

---

<b>RANDELL J. SHAFER</b>	REP	<b>70,029</b>	<b>34.1%</b>
--------------------------	-----	---------------	--------------

---

<b>DICK GACH</b>	LIB	<b>3,601</b>	<b>1.8%</b>
------------------	-----	--------------	-------------

---

100.0% of precincts reporting.

These same results may also be obtained via:

- Election Telephone Hotline: 586.469.5209.

- 24-Hour Fax (Within MI): 1.888.99.CLERK (request document number 6710).
- 24-Hour Fax (Outside of MI): 1.310.575.5035 (request document number 6710).

**[www.MCNTV.com](http://www.MCNTV.com)**

[webmaster@mcntv.com](mailto:webmaster@mcntv.com)

[Click here to return to race list](#)

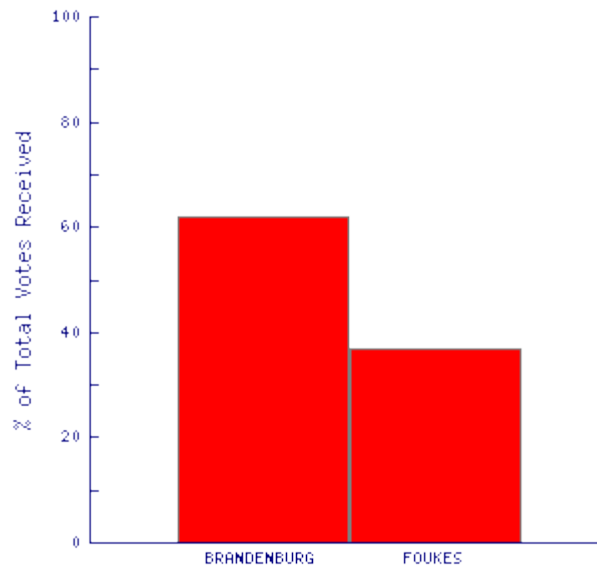


## State Representative 24th District

One 2-year term

ONLY Macomb County Official Election Results

View [precinct breakdown](#) or [community totals](#).



---

**JACK BRANDENBURG** REP 29,111 62.7%

---

**DAN FOUKES** DEM 17,317 37.3%

---

100.0% of precincts reporting.

These same results may also be obtained via:

- Election Telephone Hotline: 586.469.5209.
- 24-Hour Fax (Within MI): 1.888.99.CLERK (request document number 6710).
- 24-Hour Fax (Outside of MI): 1.310.575.5035 (request document number 6710).



**[www.MCNTV.com](http://www.MCNTV.com)**

[webmaster@mcntv.com](mailto:webmaster@mcntv.com)

[Click here to return to race list](#)

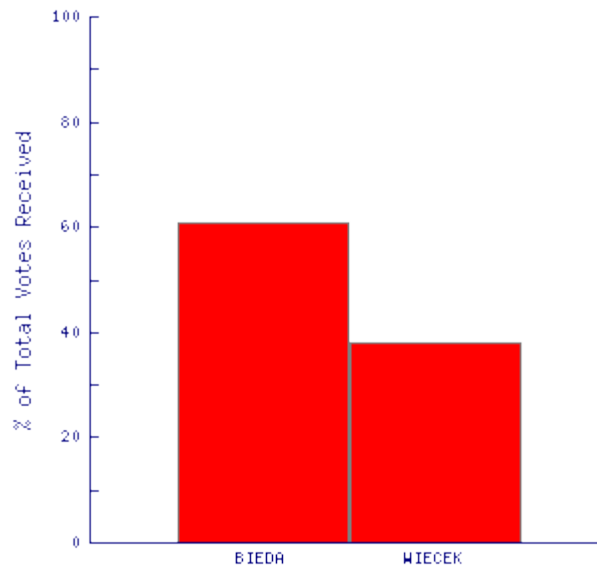


## State Representative 25th District

One 2-year term

ONLY Macomb County Official Election Results

View [precinct breakdown](#) or [community totals](#).



---

<b>STEVE BIEDA</b>	DEM	<b>25,497</b>	<b>61.0%</b>
--------------------	-----	---------------	--------------

---

<b>MICHAEL J. WIECEK</b>	REP	<b>16,269</b>	<b>39.0%</b>
--------------------------	-----	---------------	--------------

---

**100.0%** of precincts reporting.

These same results may also be obtained via:

- Election Telephone Hotline: 586.469.5209.
- 24-Hour Fax (Within MI): 1.888.99.CLERK (request document number 6710).
- 24-Hour Fax (Outside of MI): 1.310.575.5035 (request document number 6710).

**[www.MCNTV.com](http://www.MCNTV.com)**

[webmaster@mcntv.com](mailto:webmaster@mcntv.com)

[Click here to return to race list](#)

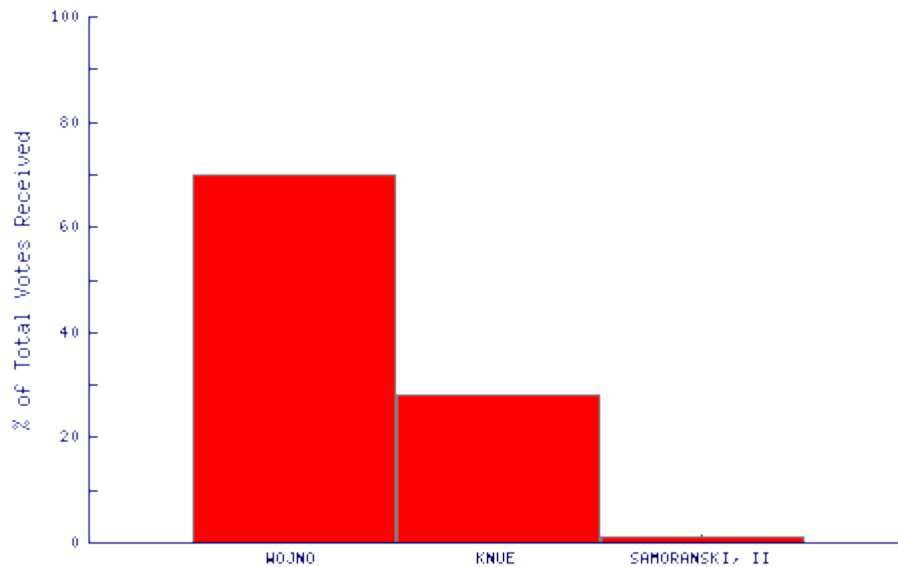


## State Representative 28th District

One 2-year term

ONLY Macomb County Official Election Results

View [precinct breakdown](#) or [community totals](#).



---

<b>LISA WOJNO</b>	<b>DEM 24,288 70.2%</b>
-------------------	-------------------------

---

<b>TIMOTHY KNUE</b>	<b>REP 9,748 28.2%</b>
---------------------	------------------------

---

<b>STEPHEN J. SAMORANSKI, II</b>	<b>LIB 547 1.6%</b>
----------------------------------	---------------------

---

100.0% of precincts reporting.

These same results may also be obtained via:

- Election Telephone Hotline: 586.469.5209.

- 24-Hour Fax (Within MI): 1.888.99.CLERK (request document number 6710).
- 24-Hour Fax (Outside of MI): 1.310.575.5035 (request document number 6710).

**[www.MCNTV.com](http://www.MCNTV.com)**

[webmaster@mcntv.com](mailto:webmaster@mcntv.com)

[Click here to return to race list](#)

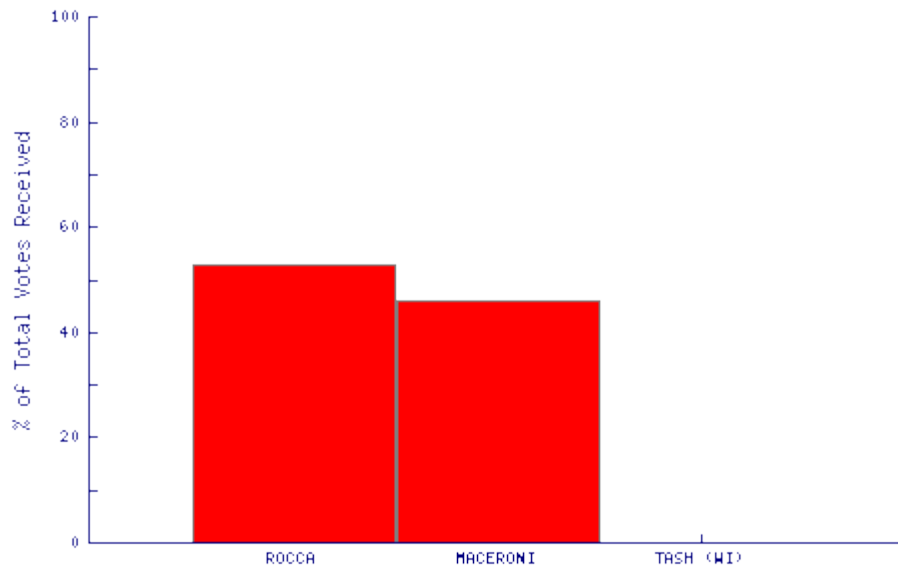


## State Representative 30th District

One 2-year term

ONLY Macomb County Official Election Results

View [precinct breakdown](#) or [community totals](#).



---

<b>TORY ROCCA</b>	REP	<b>22,725</b>	<b>53.8%</b>
-------------------	-----	---------------	--------------

---

<b>ROGER M. MACERONI</b>	DEM	<b>19,474</b>	<b>46.1%</b>
--------------------------	-----	---------------	--------------

---

<b>STEPHEN TASH (WI)</b>	NPA	<b>2</b>	<b>0.0%</b>
--------------------------	-----	----------	-------------

---

**97.9%** of precincts reporting.

These same results may also be obtained via:

- Election Telephone Hotline: 586.469.5209.

- 24-Hour Fax (Within MI): 1.888.99.CLERK (request document number 6710).
- 24-Hour Fax (Outside of MI): 1.310.575.5035 (request document number 6710).

**[www.MCNTV.com](http://www.MCNTV.com)**

[webmaster@mcntv.com](mailto:webmaster@mcntv.com)

[Click here to return to race list](#)

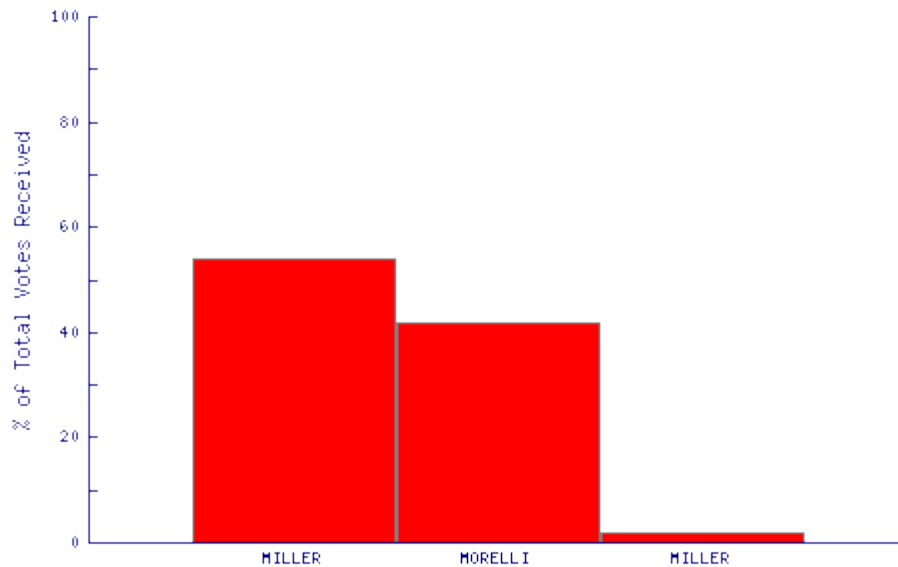


## State Representative 31st District

One 2-year term

ONLY Macomb County Official Election Results

View [precinct breakdown](#) or [community totals](#).



---

<b>FRED MILLER</b>	DEM	<b>21,274</b>	<b>54.9%</b>
--------------------	-----	---------------	--------------

---

<b>WILLIAM A. MORELLI</b>	REP	<b>16,523</b>	<b>42.6%</b>
---------------------------	-----	---------------	--------------

---

<b>JAMES MILLER</b>	LIB	<b>949</b>	<b>2.4%</b>
---------------------	-----	------------	-------------

---

100.0% of precincts reporting.

These same results may also be obtained via:

- Election Telephone Hotline: 586.469.5209.



- 24-Hour Fax (Within MI): 1.888.99.CLERK (request document number 6710).
- 24-Hour Fax (Outside of MI): 1.310.575.5035 (request document number 6710).

**[www.MCNTV.com](http://www.MCNTV.com)**

[webmaster@mcntv.com](mailto:webmaster@mcntv.com)

[Click here to return to race list](#)

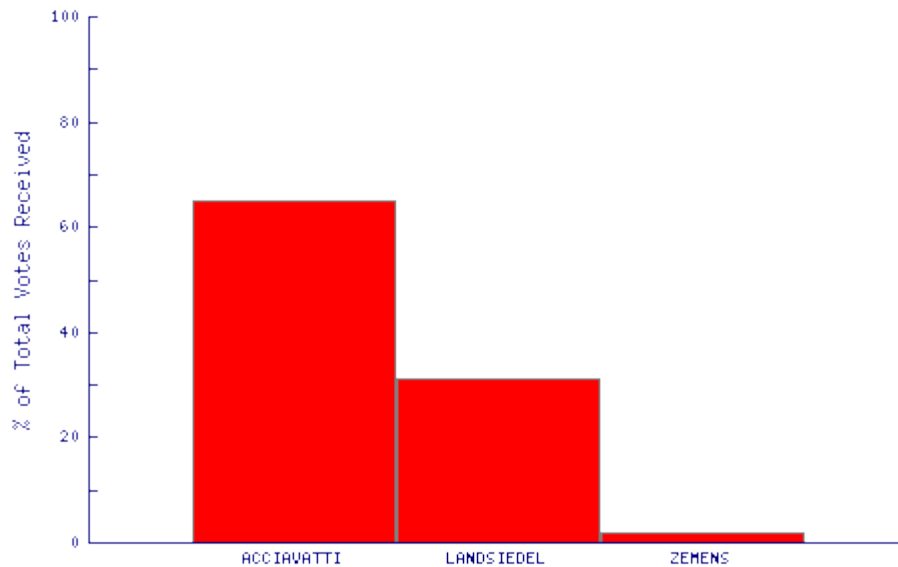


## State Representative 32nd District

One 2-year term

ONLY Macomb County Official Election Results

View [precinct breakdown](#) or [community totals](#).



---

<b>DAN ACCIAVATTI</b>	<b>REP</b>	<b>22,558</b>	<b>65.9%</b>
-----------------------	------------	---------------	--------------

---

<b>MICHAEL R. LANDSIEDEL</b>	<b>DEM</b>	<b>10,904</b>	<b>31.9%</b>
------------------------------	------------	---------------	--------------

---

<b>JOSEPH L. ZEMENS</b>	<b>LIB</b>	<b>770</b>	<b>2.2%</b>
-------------------------	------------	------------	-------------

---

100.0% of precincts reporting.

These same results may also be obtained via:

- Election Telephone Hotline: 586.469.5209.

- 24-Hour Fax (Within MI): 1.888.99.CLERK (request document number 6710).
- 24-Hour Fax (Outside of MI): 1.310.575.5035 (request document number 6710).

**[www.MCNTV.com](http://www.MCNTV.com)**

[webmaster@mcntv.com](mailto:webmaster@mcntv.com)

[Click here to return to race list](#)

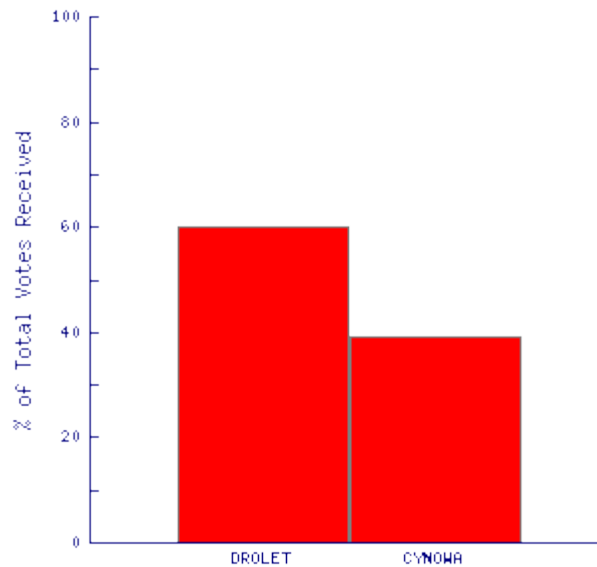


## State Representative 33rd District

One 2-year term

ONLY Macomb County Official Election Results

View [precinct breakdown](#) or [community totals](#).



---

<b>LEON DROLET</b>	REP	<b>30,292</b>	<b>60.7%</b>
--------------------	-----	---------------	--------------

---

<b>GARY E. CYNOWA</b>	DEM	<b>19,644</b>	<b>39.3%</b>
-----------------------	-----	---------------	--------------

---

**100.0%** of precincts reporting.

These same results may also be obtained via:

- Election Telephone Hotline: 586.469.5209.
- 24-Hour Fax (Within MI): 1.888.99.CLERK (request document number 6710).
- 24-Hour Fax (Outside of MI): 1.310.575.5035 (request document number 6710).

**[www.MCNTV.com](http://www.MCNTV.com)**

[webmaster@mcntv.com](mailto:webmaster@mcntv.com)

[Click here to return to race list](#)

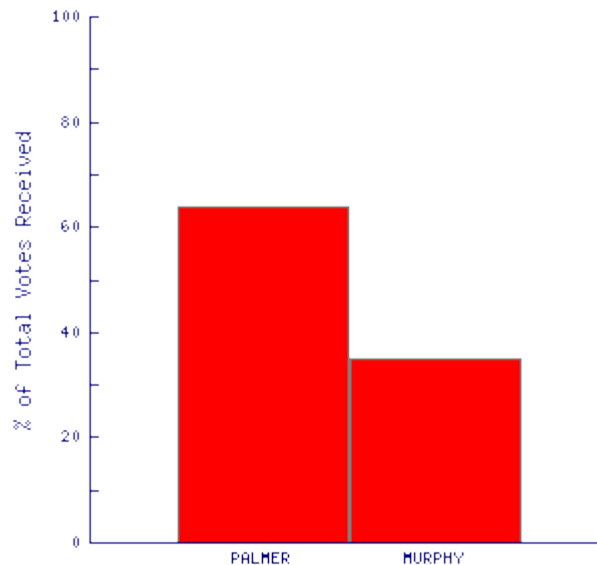


## State Representative 36th District

One 2-year term

ONLY Macomb County Official Election Results

View [precinct breakdown](#) or [community totals](#).



---

**BRIAN PALMER**    REP   **30,305**   **64.8%**

---

**ROBERT MURPHY** DEM   **16,491**   **35.2%**

---

**100.0%** of precincts reporting.

These same results may also be obtained via:

- Election Telephone Hotline: 586.469.5209.
- 24-Hour Fax (Within MI): 1.888.99.CLERK (request document number 6710).
- 24-Hour Fax (Outside of MI): 1.310.575.5035 (request document number 6710).

**[www.MCNTV.com](http://www.MCNTV.com)**

[webmaster@mcntv.com](mailto:webmaster@mcntv.com)

[Click here to return to race list](#)

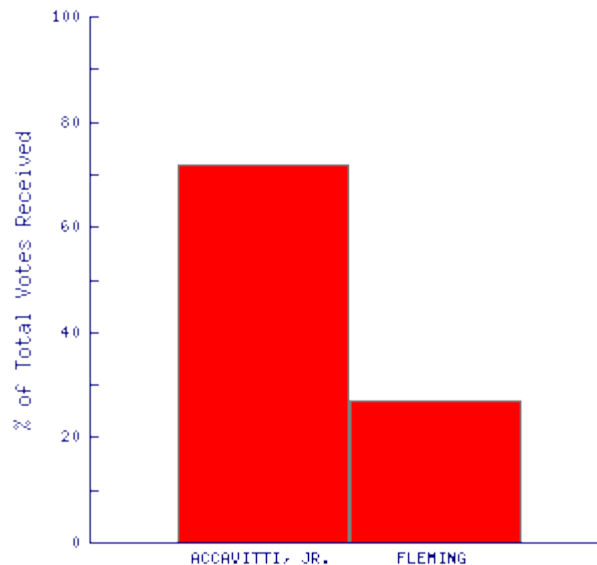


## State Representative 42nd District

One 2-year term

ONLY Macomb County Official Election Results

View [precinct breakdown](#) or [community totals](#).



---

**FRANK ACCAVITTI, JR. DEM 27,269 72.2%**

---

**GREG FLEMING REP 10,499 27.8%**

---

**100.0%** of precincts reporting.

These same results may also be obtained via:

- Election Telephone Hotline: 586.469.5209.
- 24-Hour Fax (Within MI): 1.888.99.CLERK (request document number 6710).
- 24-Hour Fax (Outside of MI): 1.310.575.5035 (request document number 6710).



**[www.MCNTV.com](http://www.MCNTV.com)**

[webmaster@mcntv.com](mailto:webmaster@mcntv.com)

[Click here to return to race list](#)

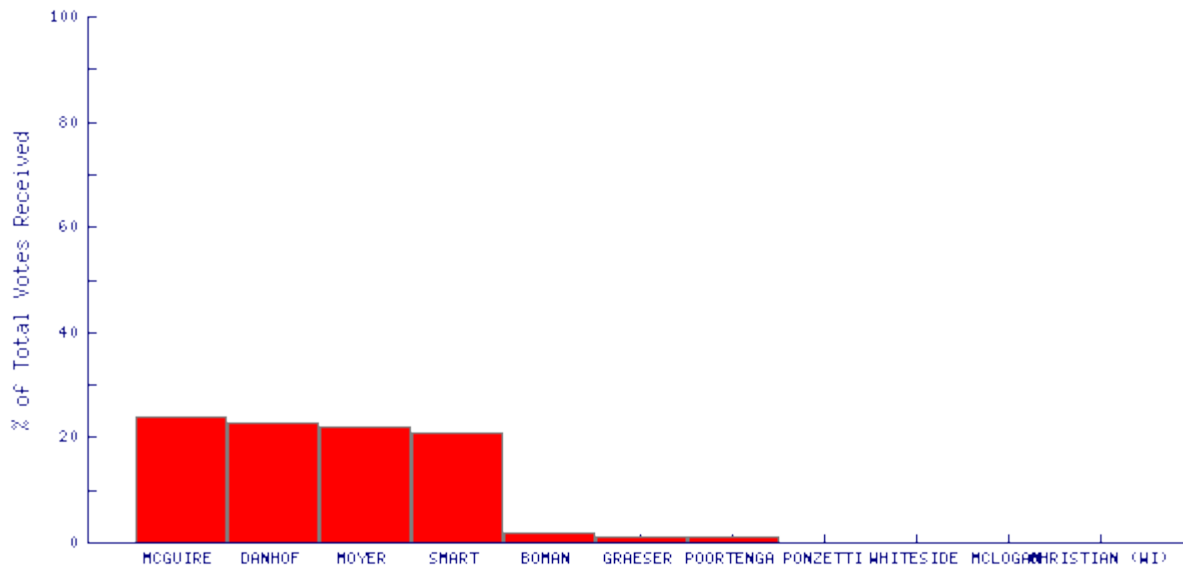


## State Board of Education

Two 8-year terms

ONLY Macomb County Official Election Results

View [precinct breakdown](#) or [community totals](#).



---

MARIANNE YARED MCGUIRE	DEM	164,757	25.0%
------------------------	-----	---------	-------

---

NANCY DANHOF	REP	156,368	23.7%
--------------	-----	---------	-------

---

HERBERT S. MOYER	DEM	147,925	22.4%
------------------	-----	---------	-------

---

ROBERT M. SMART	REP	143,792	21.8%
-----------------	-----	---------	-------

---

SCOTTY BOMAN	LIB	13,981	2.1%
--------------	-----	--------	------

---

GAIL M. GRAESER	UST	8,772	1.3%
-----------------	-----	-------	------

---

<b>STEPHANIE POORTENGA</b>	<b>UST</b>	<b>7,047</b>	<b>1.1%</b>
<b>PETER PONZETTI</b>	<b>GRN</b>	<b>6,564</b>	<b>1.0%</b>
<b>ERNIE WHITESIDE</b>	<b>LIB</b>	<b>5,918</b>	<b>0.9%</b>
<b>COLETTE MCLOGAN</b>	<b>NLP</b>	<b>5,006</b>	<b>0.8%</b>
<b>ALICE E. CHRISTIAN (WI)</b>	<b>NPA</b>	<b>9</b>	<b>0.0%</b>

**100.0%** of precincts reporting.

These same results may also be obtained via:

- Election Telephone Hotline: 586.469.5209.
- 24-Hour Fax (Within MI): 1.888.99.CLERK (request document number 6710).
- 24-Hour Fax (Outside of MI): 1.310.575.5035 (request document number 6710).

**[www.MCNTV.com](http://www.MCNTV.com)**

[webmaster@mcntv.com](mailto:webmaster@mcntv.com)