



Click below for the official results of the November 2, 2004 General Election for Macomb County as the results are tabulated. This site is brought to you by [Macomb County Clerk/Register of Deeds Carmella Sabaugh](#) and the [Macomb Cable Network](#). Macomb County campaign finance documents are available [online](#).

President

- » [President](#)

U.S. House of Representatives

- » [District 10](#)
- » [District 12](#)

State House of Representatives

- » [District 24](#)
- » [District 25](#)
- » [District 28](#)
- » [District 30](#)
- » [District 31](#)
- » [District 32](#)
- » [District 33](#)
- » [District 36](#)
- » [District 42](#)

Statewide Offices

- » [State Board of Education](#)
- » [Regent of University of Michigan](#)
- » [Trustee of Michigan State University](#)
- » [Governor of Wayne State University](#)

Countywide Offices

- » [Prosecuting Attorney](#)
- » [Sheriff](#)
- » [Clerk/Register of Deeds](#)
- » [Treasurer](#)
- » [Public Works Commissioner](#)

County Commission

- » [District 1](#)
- » [District 2](#)
- » [District 3](#)
- » [District 4](#)
- » [District 5](#)

[Click here to return to race list](#)

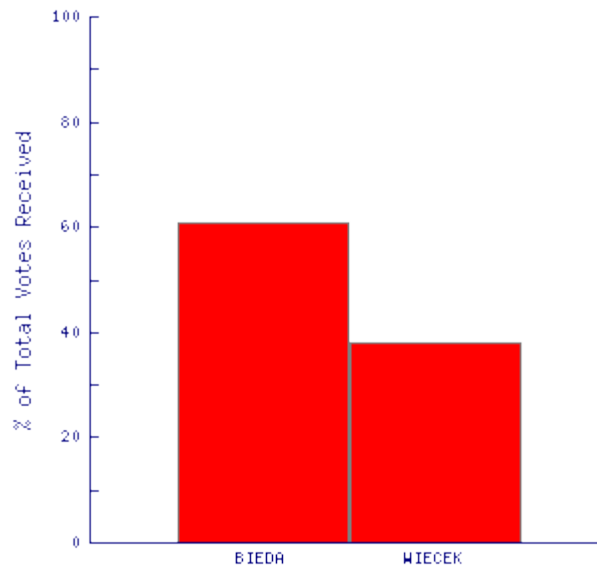


State Representative 25th District

One 2-year term

ONLY Macomb County Official Election Results

View [precinct breakdown](#) or [community totals](#).



STEVE BIEDA	DEM 25,497 61.0%
--------------------	-------------------------

MICHAEL J. WIECEK	REP 16,269 39.0%
--------------------------	-------------------------

100.0% of precincts reporting.

These same results may also be obtained via:

- Election Telephone Hotline: 586.469.5209.
- 24-Hour Fax (Within MI): 1.888.99.CLERK (request document number 6710).
- 24-Hour Fax (Outside of MI): 1.310.575.5035 (request document number 6710).

www.MCNTV.com

webmaster@mcntv.com

[Click here to return to race list](#)

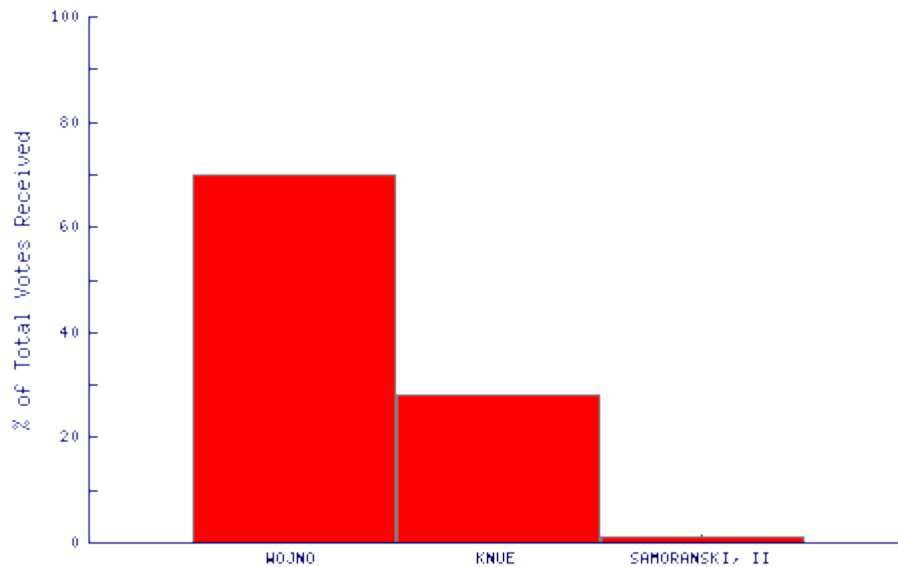


State Representative 28th District

One 2-year term

ONLY Macomb County Official Election Results

View [precinct breakdown](#) or [community totals](#).



LISA WOJNO	DEM 24,288 70.2%
-------------------	-------------------------

TIMOTHY KNUE	REP 9,748 28.2%
---------------------	------------------------

STEPHEN J. SAMORANSKI, II	LIB 547 1.6%
----------------------------------	---------------------

100.0% of precincts reporting.

These same results may also be obtained via:

- Election Telephone Hotline: 586.469.5209.

- 24-Hour Fax (Within MI): 1.888.99.CLERK (request document number 6710).
- 24-Hour Fax (Outside of MI): 1.310.575.5035 (request document number 6710).

www.MCNTV.com

webmaster@mcntv.com

[Click here to return to race list](#)

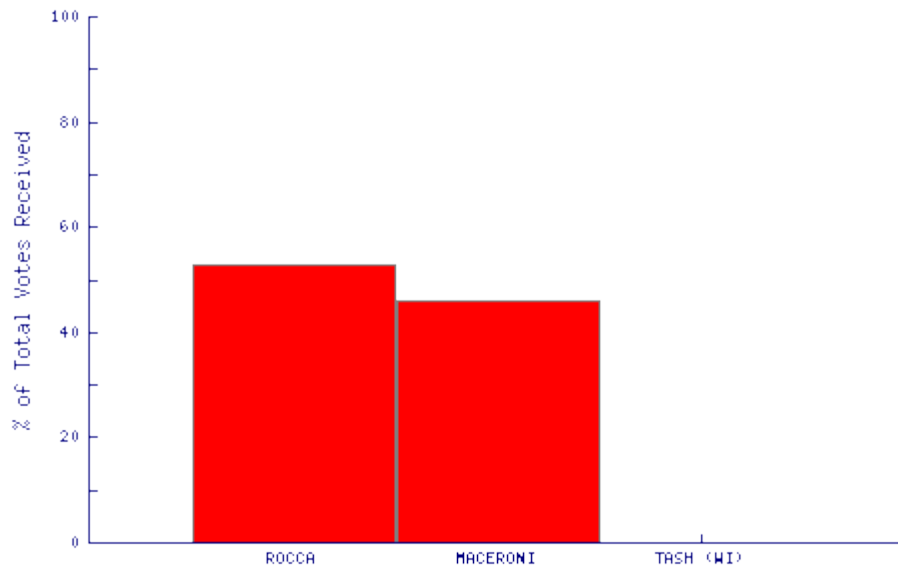


State Representative 30th District

One 2-year term

ONLY Macomb County Official Election Results

View [precinct breakdown](#) or [community totals](#).



TORY ROCCA	REP	22,725	53.8%
-------------------	-----	---------------	--------------

ROGER M. MACERONI	DEM	19,474	46.1%
--------------------------	-----	---------------	--------------

STEPHEN TASH (WI)	NPA	2	0.0%
--------------------------	-----	----------	-------------

97.9% of precincts reporting.

These same results may also be obtained via:

- Election Telephone Hotline: 586.469.5209.

- 24-Hour Fax (Within MI): 1.888.99.CLERK (request document number 6710).
- 24-Hour Fax (Outside of MI): 1.310.575.5035 (request document number 6710).

www.MCNTV.com

webmaster@mcntv.com

[Click here to return to race list](#)

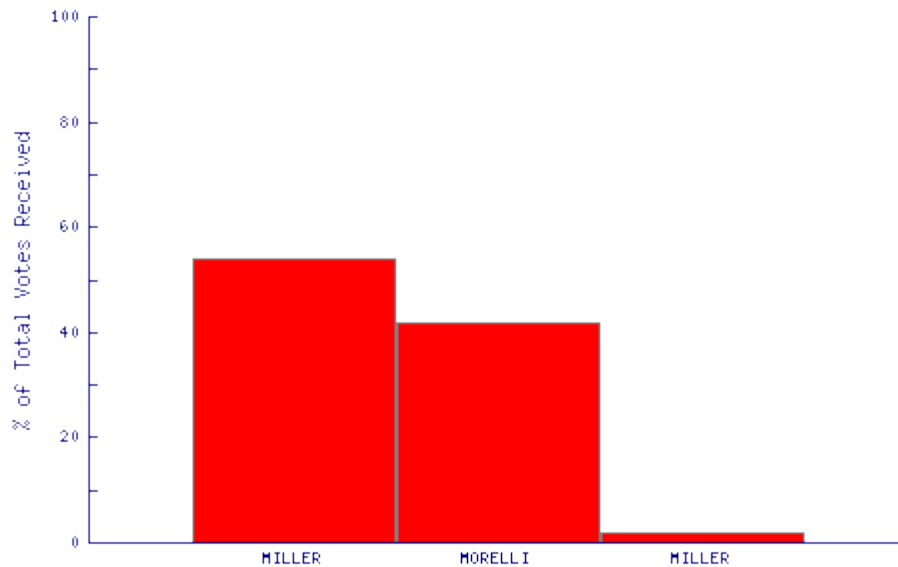


State Representative 31st District

One 2-year term

ONLY Macomb County Official Election Results

View [precinct breakdown](#) or [community totals](#).



FRED MILLER	DEM	21,274	54.9%
--------------------	-----	---------------	--------------

WILLIAM A. MORELLI	REP	16,523	42.6%
---------------------------	-----	---------------	--------------

JAMES MILLER	LIB	949	2.4%
---------------------	-----	------------	-------------

100.0% of precincts reporting.

These same results may also be obtained via:

- Election Telephone Hotline: 586.469.5209.

- 24-Hour Fax (Within MI): 1.888.99.CLERK (request document number 6710).
- 24-Hour Fax (Outside of MI): 1.310.575.5035 (request document number 6710).

www.MCNTV.com

webmaster@mcntv.com

[Click here to return to race list](#)

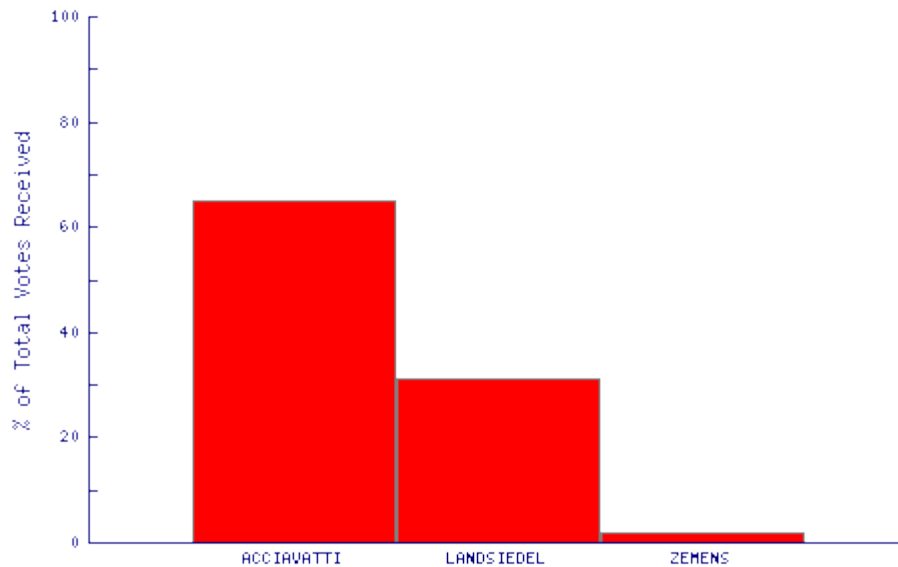


State Representative 32nd District

One 2-year term

ONLY Macomb County Official Election Results

View [precinct breakdown](#) or [community totals](#).



DAN ACCIAVATTI	REP	22,558	65.9%
-----------------------	------------	---------------	--------------

MICHAEL R. LANDSIEDEL	DEM	10,904	31.9%
------------------------------	------------	---------------	--------------

JOSEPH L. ZEMENS	LIB	770	2.2%
-------------------------	------------	------------	-------------

100.0% of precincts reporting.

These same results may also be obtained via:

- Election Telephone Hotline: 586.469.5209.

- 24-Hour Fax (Within MI): 1.888.99.CLERK (request document number 6710).
- 24-Hour Fax (Outside of MI): 1.310.575.5035 (request document number 6710).

www.MCNTV.com

webmaster@mcntv.com

[Click here to return to race list](#)

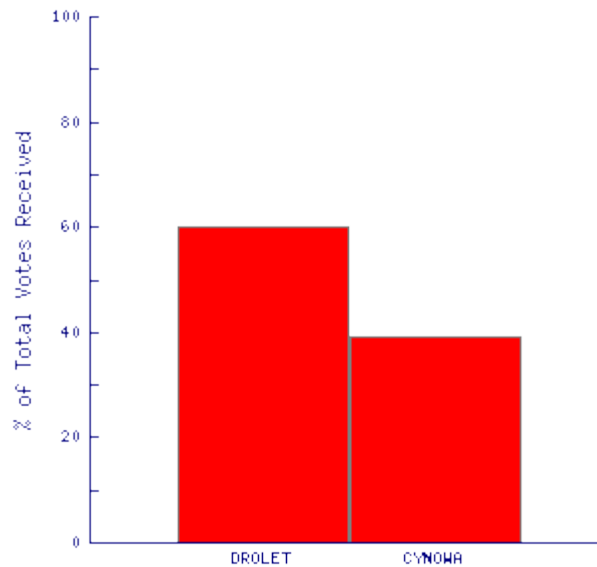


State Representative 33rd District

One 2-year term

ONLY Macomb County Official Election Results

View [precinct breakdown](#) or [community totals](#).



LEON DROLET	REP	30,292	60.7%
--------------------	------------	---------------	--------------

GARY E. CYNOWA	DEM	19,644	39.3%
-----------------------	------------	---------------	--------------

100.0% of precincts reporting.

These same results may also be obtained via:

- Election Telephone Hotline: 586.469.5209.
- 24-Hour Fax (Within MI): 1.888.99.CLERK (request document number 6710).
- 24-Hour Fax (Outside of MI): 1.310.575.5035 (request document number 6710).

www.MCNTV.com

webmaster@mcntv.com

[Click here to return to race list](#)

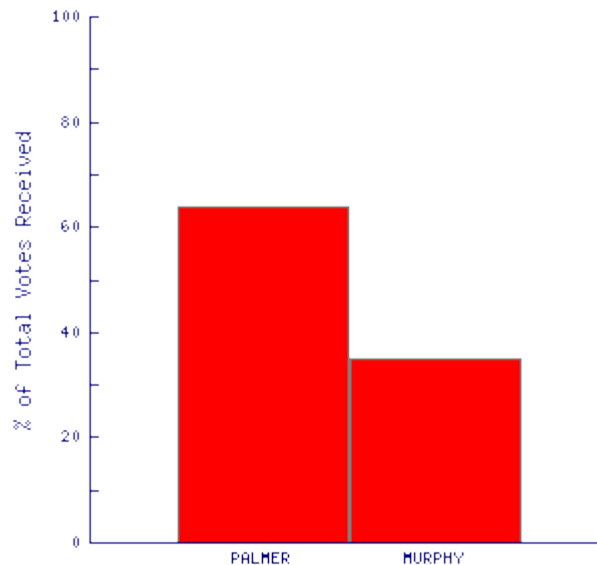


State Representative 36th District

One 2-year term

ONLY Macomb County Official Election Results

View [precinct breakdown](#) or [community totals](#).



BRIAN PALMER REP **30,305** **64.8%**

ROBERT MURPHY DEM **16,491** **35.2%**

100.0% of precincts reporting.

These same results may also be obtained via:

- Election Telephone Hotline: 586.469.5209.
- 24-Hour Fax (Within MI): 1.888.99.CLERK (request document number 6710).
- 24-Hour Fax (Outside of MI): 1.310.575.5035 (request document number 6710).

www.MCNTV.com

webmaster@mcntv.com

[Click here to return to race list](#)

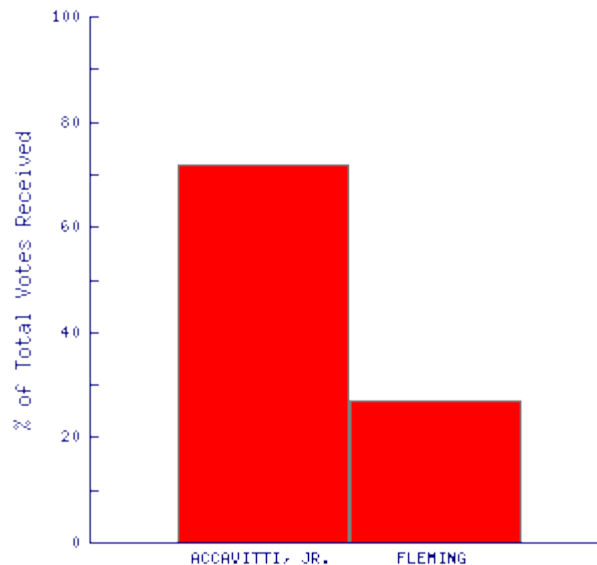


State Representative 42nd District

One 2-year term

ONLY Macomb County Official Election Results

View [precinct breakdown](#) or [community totals](#).



FRANK ACCAVITTI, JR. DEM 27,269 72.2%

GREG FLEMING REP 10,499 27.8%

100.0% of precincts reporting.

These same results may also be obtained via:

- Election Telephone Hotline: 586.469.5209.
- 24-Hour Fax (Within MI): 1.888.99.CLERK (request document number 6710).
- 24-Hour Fax (Outside of MI): 1.310.575.5035 (request document number 6710).

www.MCNTV.com

webmaster@mcntv.com

[Click here to return to race list](#)

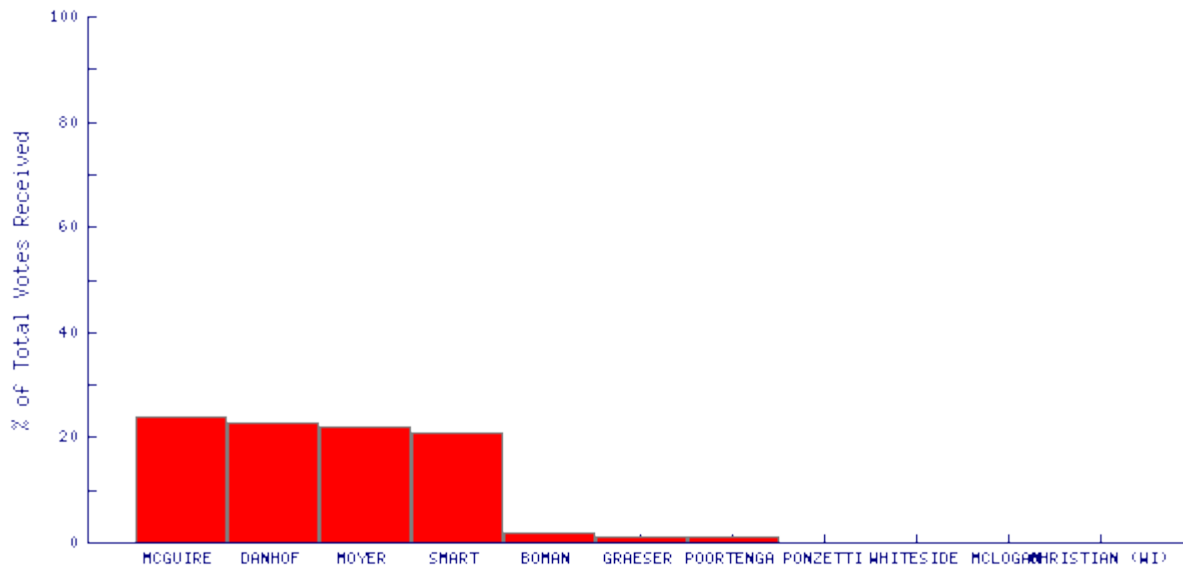


State Board of Education

Two 8-year terms

ONLY Macomb County Official Election Results

View [precinct breakdown](#) or [community totals](#).



MARIANNE YARED MCGUIRE	DEM	164,757	25.0%
------------------------	-----	---------	-------

NANCY DANHOF	REP	156,368	23.7%
--------------	-----	---------	-------

HERBERT S. MOYER	DEM	147,925	22.4%
------------------	-----	---------	-------

ROBERT M. SMART	REP	143,792	21.8%
-----------------	-----	---------	-------

SCOTTY BOMAN	LIB	13,981	2.1%
--------------	-----	--------	------

GAIL M. GRAESER	UST	8,772	1.3%
-----------------	-----	-------	------

STEPHANIE POORTENGA	UST	7,047	1.1%
PETER PONZETTI	GRN	6,564	1.0%
ERNIE WHITESIDE	LIB	5,918	0.9%
COLETTE MCLOGAN	NLP	5,006	0.8%
ALICE E. CHRISTIAN (WI)	NPA	9	0.0%

100.0% of precincts reporting.

These same results may also be obtained via:

- Election Telephone Hotline: 586.469.5209.
- 24-Hour Fax (Within MI): 1.888.99.CLERK (request document number 6710).
- 24-Hour Fax (Outside of MI): 1.310.575.5035 (request document number 6710).

www.MCNTV.com

webmaster@mcntv.com

[Click here to return to race list](#)

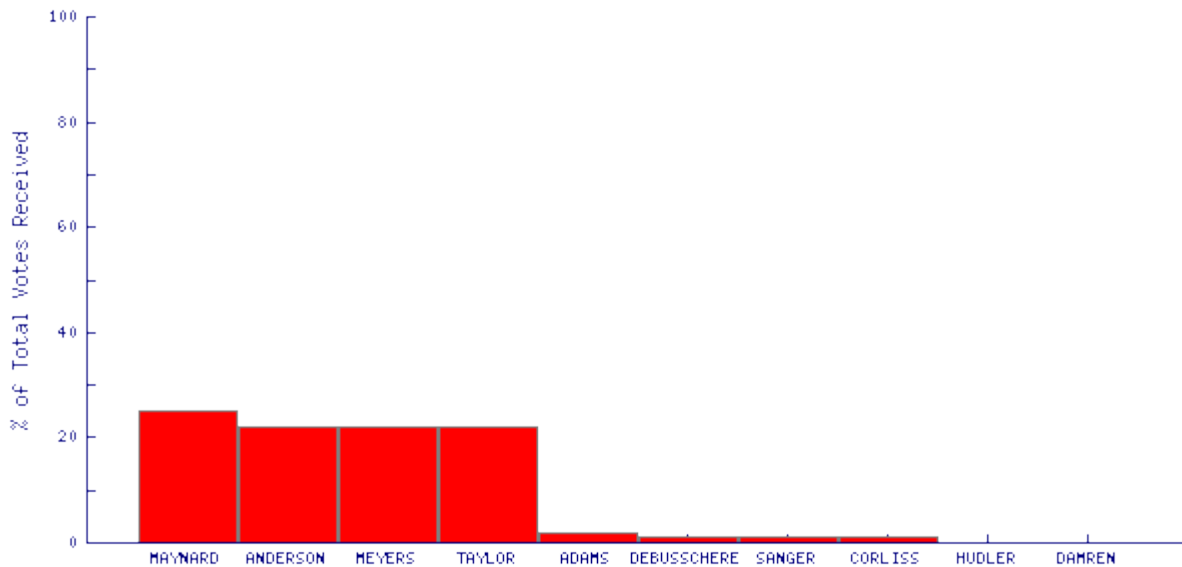


Regent of University of Michigan

Two 8-year terms

ONLY Macomb County Official Election Results

View [precinct breakdown](#) or [community totals](#).



OLIVIA P. MAYNARD	DEM	161,679	25.1%
--------------------------	-----	----------------	--------------

PATRICK ANDERSON	REP	146,836	22.8%
-------------------------	-----	----------------	--------------

CARL MEYERS	REP	144,901	22.5%
--------------------	-----	----------------	--------------

S. MARTIN TAYLOR	DEM	144,091	22.3%
-------------------------	-----	----------------	--------------

KAREN ADAMS	UST	13,611	2.1%
--------------------	-----	---------------	-------------

MARY F. DEBUSSCHERE	NLP	9,174	1.4%
----------------------------	-----	--------------	-------------

JOE SANGER	UST	7,088	1.1%
MICHAEL R. CORLISS	LIB	7,062	1.1%
JAMES LEWIS HUDLER	LIB	5,875	0.9%
NATHANIEL DAMREN	GRN	4,507	0.7%

100.0% of precincts reporting.

These same results may also be obtained via:

- Election Telephone Hotline: 586.469.5209.
- 24-Hour Fax (Within MI): 1.888.99.CLERK (request document number 6710).
- 24-Hour Fax (Outside of MI): 1.310.575.5035 (request document number 6710).

www.MCNTV.com

webmaster@mcntv.com

[Click here to return to race list](#)

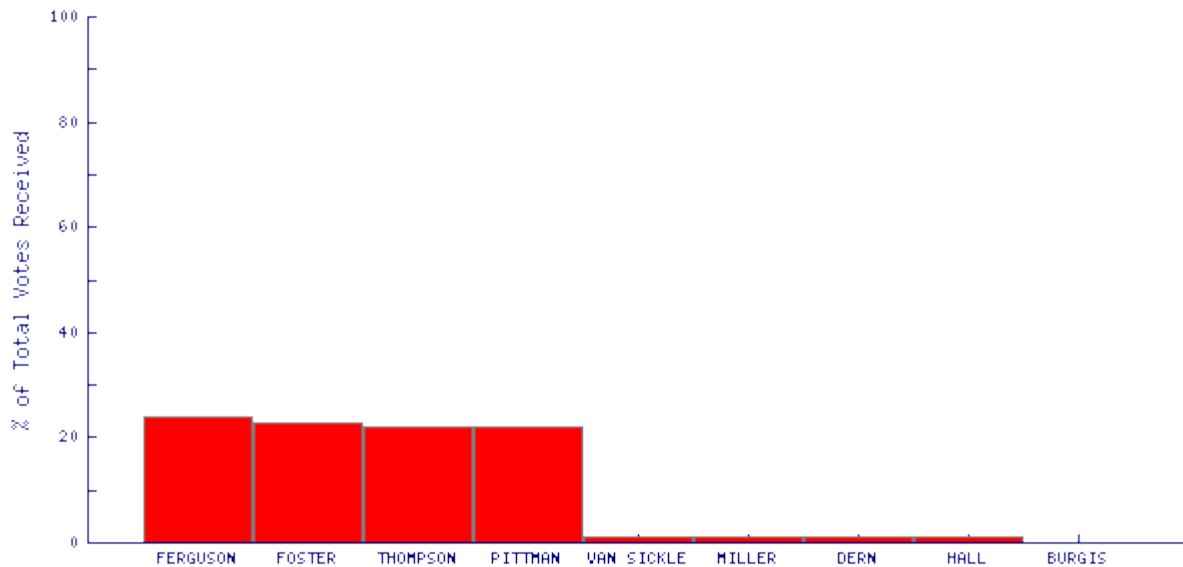


Trustee of Michigan State University

Two 8-year terms

ONLY Macomb County Official Election Results

View [precinct breakdown](#) or [community totals](#).



JOEL I. FERGUSON	DEM	158,720	24.7%
-------------------------	-----	----------------	--------------

MELANIE FOSTER	REP	152,360	23.7%
-----------------------	-----	----------------	--------------

PHIL THOMPSON	DEM	146,839	22.9%
----------------------	-----	----------------	--------------

RANDALL PITTMAN	REP	142,524	22.2%
------------------------	-----	----------------	--------------

CRYSTAL VAN SICKLE	UST	11,905	1.9%
---------------------------	-----	---------------	-------------

MICHAEL H. MILLER	LIB	8,885	1.4%
--------------------------	-----	--------------	-------------

KATHERINE DERN	NLP	8,408	1.3%
BILL HALL	LIB	8,164	1.3%
BENJAMIN ALAN BURGIS	GRN	4,747	0.7%

100.0% of precincts reporting.

These same results may also be obtained via:

- Election Telephone Hotline: 586.469.5209.
- 24-Hour Fax (Within MI): 1.888.99.CLERK (request document number 6710).
- 24-Hour Fax (Outside of MI): 1.310.575.5035 (request document number 6710).

www.MCNTV.com

webmaster@mcntv.com

[Click here to return to race list](#)

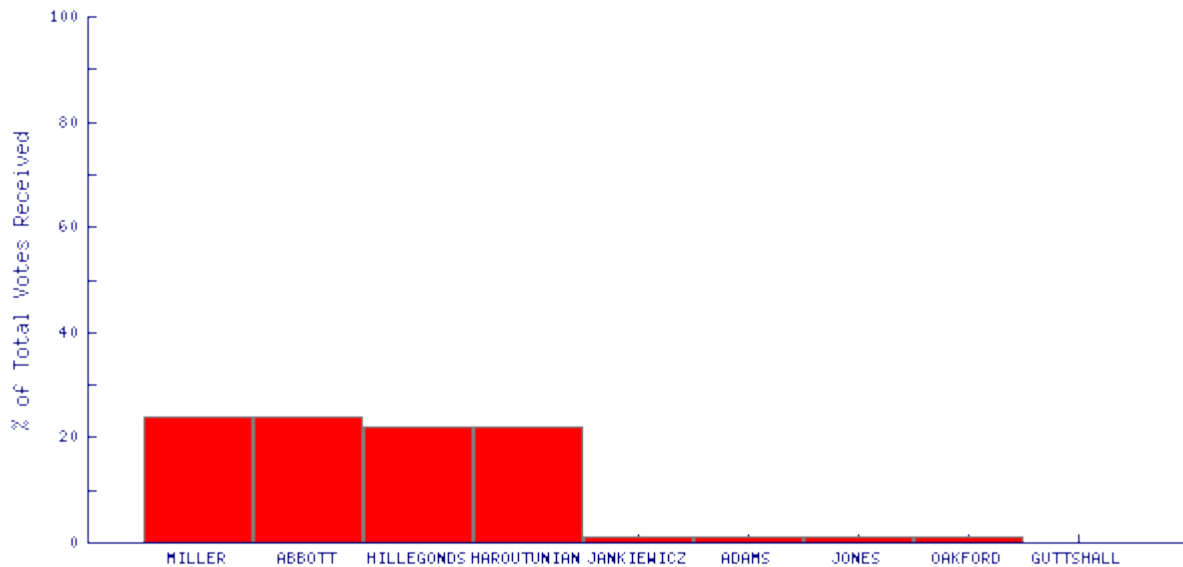


Governor of Wayne State University

Two 8-year terms

ONLY Macomb County Official Election Results

View [precinct breakdown](#) or [community totals](#).



ANNETTA MILLER	DEM 155,185 24.5%
-----------------------	--------------------------

TINA ABBOTT	DEM 154,340 24.4%
--------------------	--------------------------

PAUL C. HILLEGONDS	REP 143,386 22.7%
---------------------------	--------------------------

SUSAN LICATA HAROUTUNIAN	REP 139,623 22.1%
---------------------------------	--------------------------

JERRY JANKIEWICZ	LIB 11,101 1.8%
-------------------------	------------------------

PHILIP A. ADAMS	UST 9,019 1.4%
------------------------	-----------------------

THOMAS W. JONES	LIB	7,572	1.2%
KATHLEEN OAKFORD	NLP	7,300	1.2%
MARGARET GUTTSHALL	GRN	5,311	0.8%

100.0% of precincts reporting.

These same results may also be obtained via:

- Election Telephone Hotline: 586.469.5209.
- 24-Hour Fax (Within MI): 1.888.99.CLERK (request document number 6710).
- 24-Hour Fax (Outside of MI): 1.310.575.5035 (request document number 6710).

www.MCNTV.com

webmaster@mcntv.com

[Click here to return to race list](#)

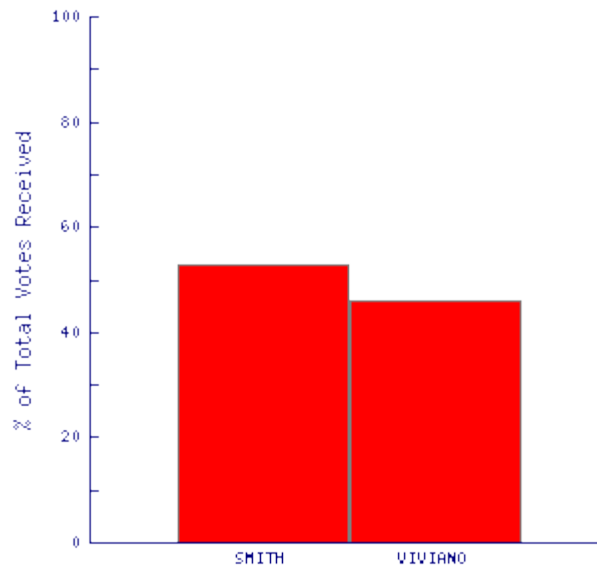


Prosecuting Attorney

One 4-year term

ONLY Macomb County Official Election Results

View [precinct breakdown](#) or [community totals](#).



ERIC J. SMITH DEM **201,923** 53.4%

DAVID VIVIANO REP **176,441** 46.6%

100.0% of precincts reporting.

These same results may also be obtained via:

- Election Telephone Hotline: 586.469.5209.
- 24-Hour Fax (Within MI): 1.888.99.CLERK (request document number 6710).
- 24-Hour Fax (Outside of MI): 1.310.575.5035 (request document number 6710).

www.MCNTV.com

webmaster@mcntv.com