



Click below for the official results of the August 3, 2004 Primary Election for Macomb County as the results are tabulated. This site is brought to you by [Macomb County Clerk/Register of Deeds Carmella Sabaugh](#) and the [Macomb Cable Network](#). Macomb County campaign finance documents are available [online](#).

U.S. House of Representatives

- » [District 10](#)
- » [District 12](#)

State House of Representatives

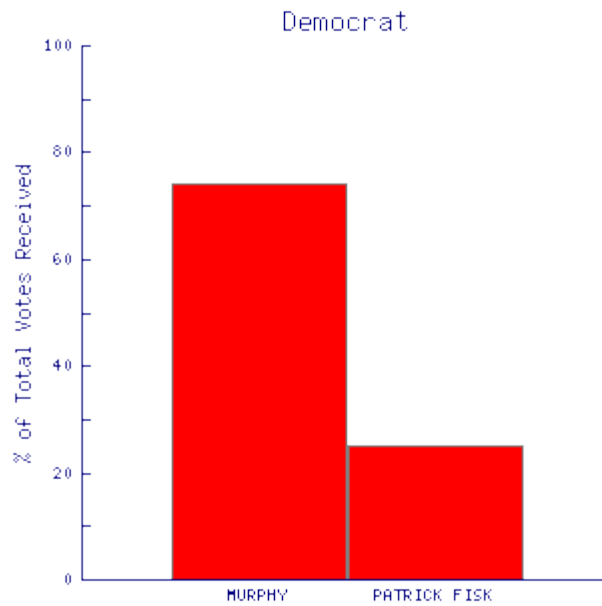
- » [District 24](#)
- » [District 25](#)
- » [District 28](#)
- » [District 30](#)
- » [District 31](#)
- » [District 32](#)
- » [District 33](#)
- » [District 36](#)
- » [District 42](#)

Countywide Offices

- » [Prosecuting Attorney](#)
- » [Sheriff](#)
- » [Clerk/Register of Deeds](#)
- » [Treasurer](#)
- » [Public Works Commissioner](#)

County Commission

- » [District 1](#)
- » [District 2](#)
- » [District 3](#)
- » [District 4](#)
- » [District 5](#)
- » [District 6](#)
- » [District 7](#)
- » [District 8](#)
- » [District 9](#)
- » [District 10](#)
- » [District 11](#)
- » [District 12](#)
- » [District 13](#)
- » [District 14](#)



Democrat		
ROBERT MURPHY	1,744	74.2%
LE GRAND PATRICK FISK	605	25.8%

100.0% of precincts reporting.

These same results may also be obtained via:

- Election Telephone Hotline: 586.469.5209.
- 24-Hour Fax (Within MI): 1.888.99.CLERK (request document number 6700).
- 24-Hour Fax (Outside of MI): 1.310.575.5035 (request document number 6700).

www.MCNTV.com

webmaster@mcntv.com

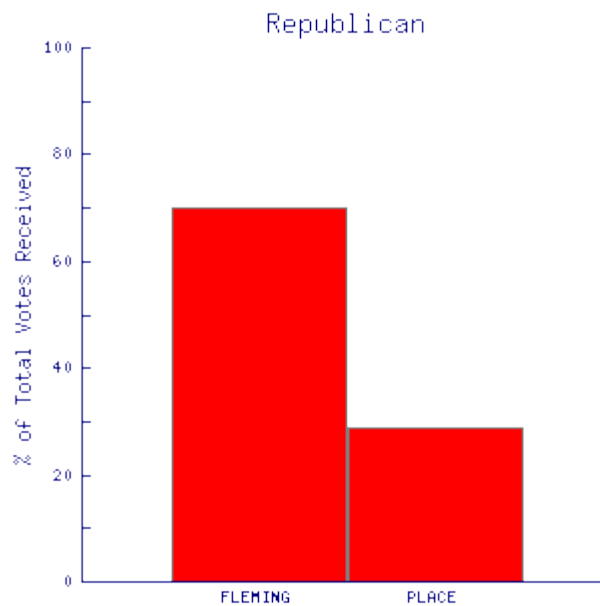
[Click here to return to race list](#)



State Representative 42nd District

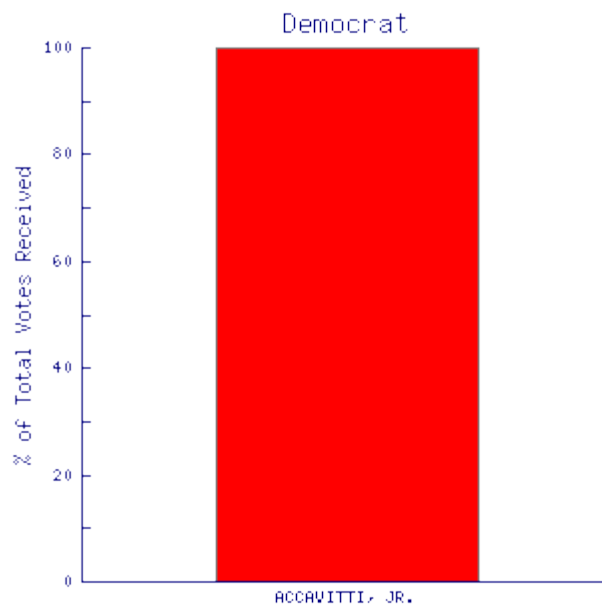
One 2-year term

View [precinct breakdown](#) or [community totals](#).



Republican		
GREG FLEMING	1,027	70.7%
EDWARD N PLACE	426	29.3%

100.0% of precincts reporting.



Democrat		
FRANK ACCAVITTI, JR.	4,888	100.0%

100.0% of precincts reporting.

These same results may also be obtained via:

- Election Telephone Hotline: 586.469.5209.
- 24-Hour Fax (Within MI): 1.888.99.CLERK (request document number 6700).
- 24-Hour Fax (Outside of MI): 1.310.575.5035 (request document number 6700).

www.MCNTV.com

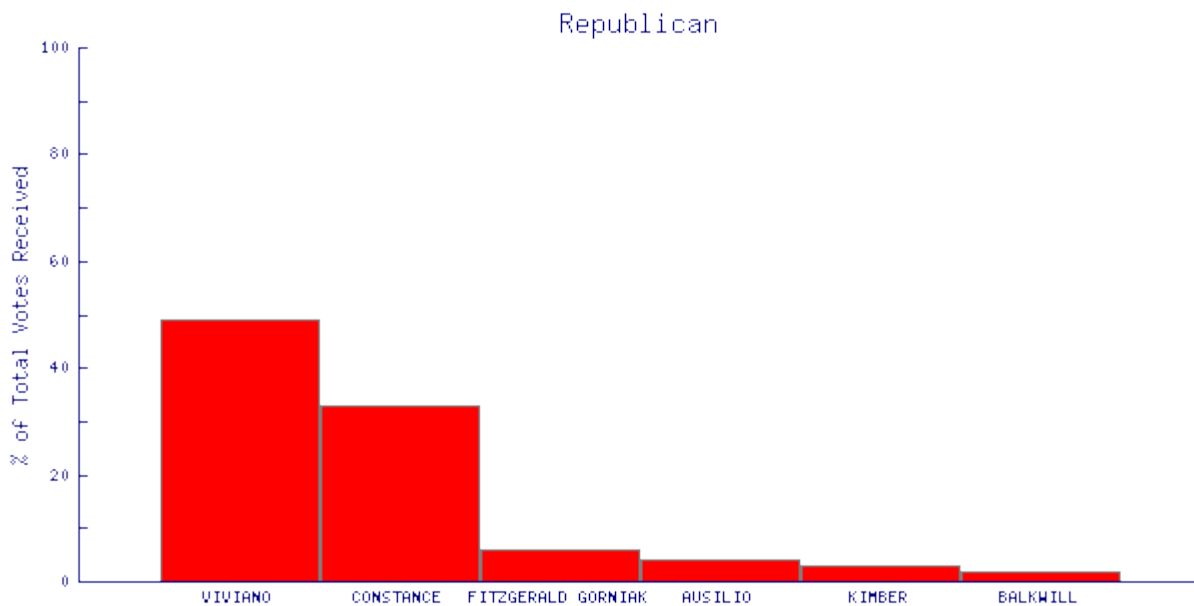
webmaster@mcntv.com

[Click here to return to race list](#)



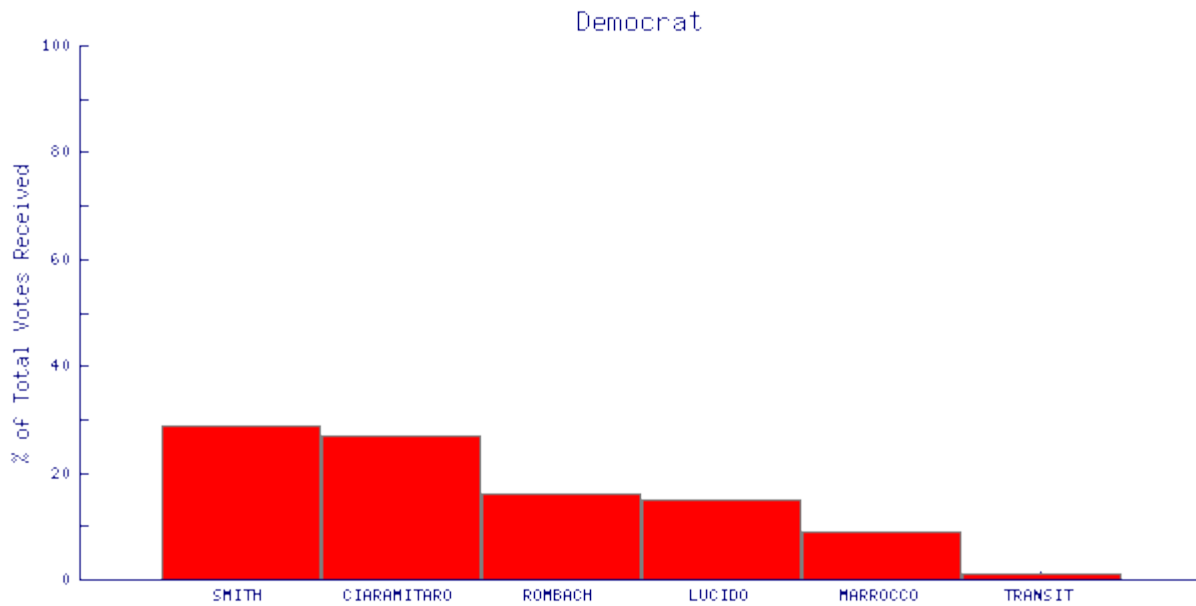
Prosecuting Attorney One 4-year term

View [precinct breakdown](#) or [community totals](#).



Republican		
DAVID VIVIANO	20,307	49.2%
GEORGE CONSTANCE	13,777	33.4%
JOHN FITZGERALD GORNIAC	2,868	6.9%
DEAN AUSILIO	1,773	4.3%
C. MICHAEL KIMBER	1,466	3.6%
FREDERICK D BALKWILL	1,094	2.6%

100.0% of precincts reporting.



Democrat		
ERIC J SMITH	13,548	29.3%
NICK CIARAMITARO	12,571	27.2%
TOM ROMBACH	7,818	16.9%
SEBASTIAN LUCIDO	7,133	15.4%
WM. THOMAS MARROCCO	4,317	9.3%
ROY TRANSIT	907	2.0%

100.0% of precincts reporting.

These same results may also be obtained via:

- Election Telephone Hotline: 586.469.5209.
- 24-Hour Fax (Within MI): 1.888.99.CLERK (request document number 6700).
- 24-Hour Fax (Outside of MI): 1.310.575.5035 (request document number 6700).

www.MCNTV.com

webmaster@mcntv.com

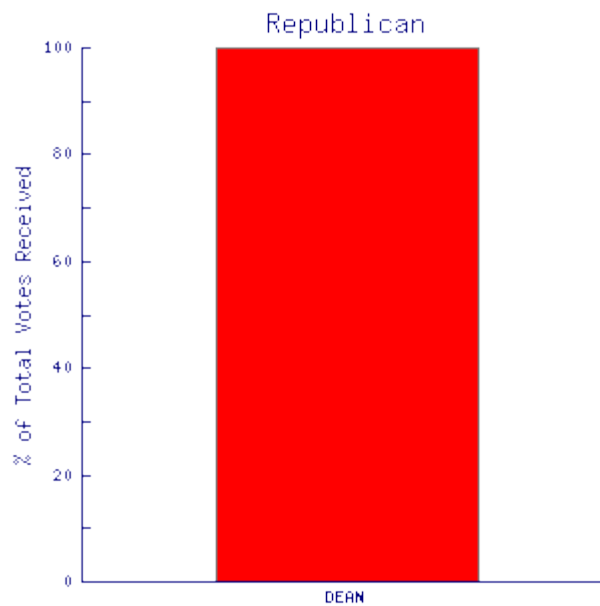
[Click here to return to race list](#)



Sheriff

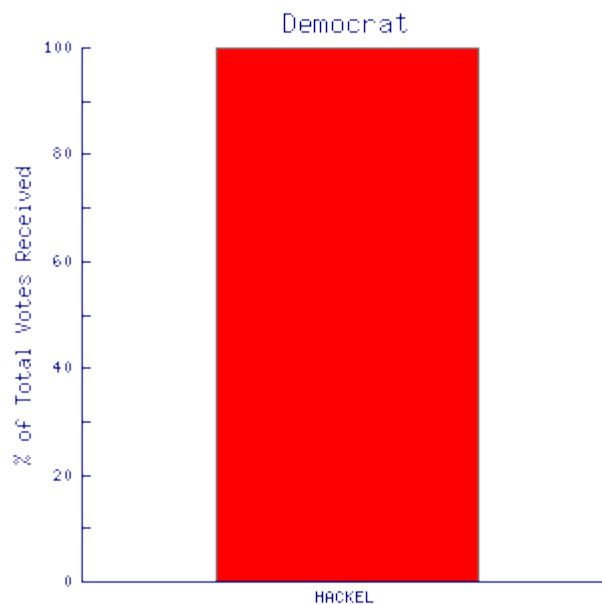
One 4-year term

View [precinct breakdown](#) or [community totals](#).



Republican		
KRISTI DEAN	30,151	100.0%

100.0% of precincts reporting.



Democrat		
MARK A HACKEL	46,068	100.0%

100.0% of precincts reporting.

These same results may also be obtained via:

- Election Telephone Hotline: 586.469.5209.
- 24-Hour Fax (Within MI): 1.888.99.CLERK (request document number 6700).
- 24-Hour Fax (Outside of MI): 1.310.575.5035 (request document number 6700).

www.MCNTV.com
webmaster@mcntv.com

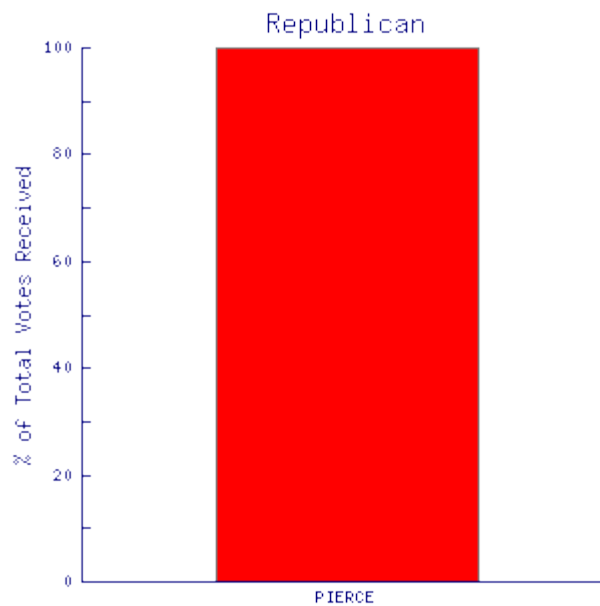
[Click here to return to race list](#)



Clerk/Register of Deeds

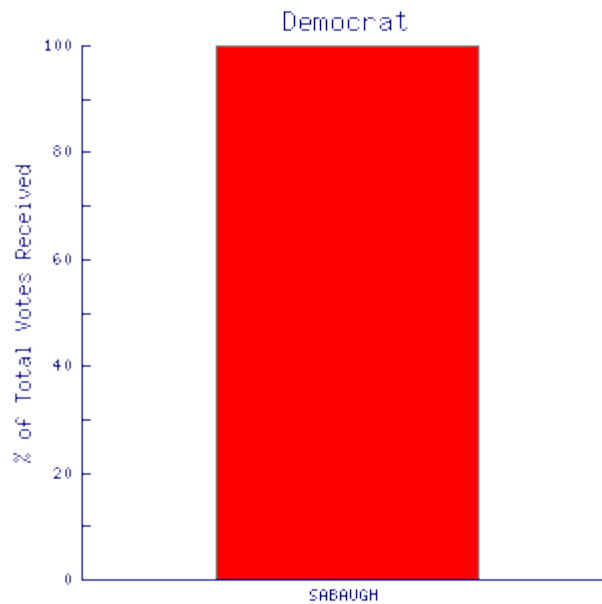
One 4-year term

View [precinct breakdown](#) or [community totals](#).



Republican		
CHARLES PIERCE	32,198	100.0%

100.0% of precincts reporting.



Democrat		
CARMELLA SABAUGH	43,068	100.0%

100.0% of precincts reporting.

These same results may also be obtained via:

- Election Telephone Hotline: 586.469.5209.
- 24-Hour Fax (Within MI): 1.888.99.CLERK (request document number 6700).
- 24-Hour Fax (Outside of MI): 1.310.575.5035 (request document number 6700).

www.MCNTV.com

webmaster@mcntv.com

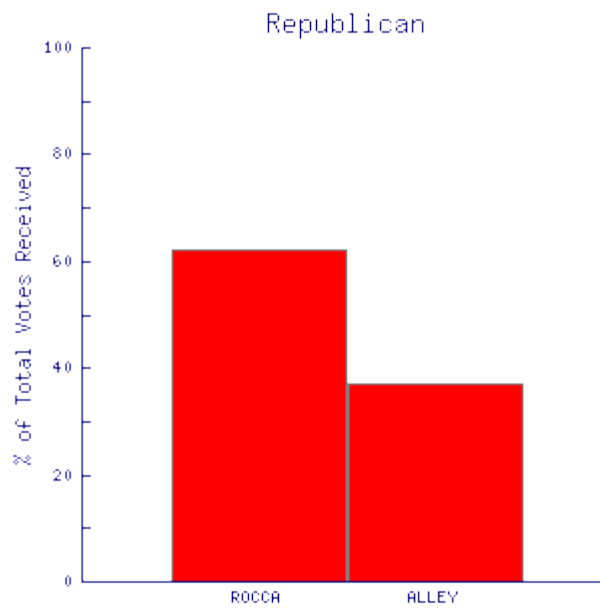
[Click here to return to race list](#)



Treasurer

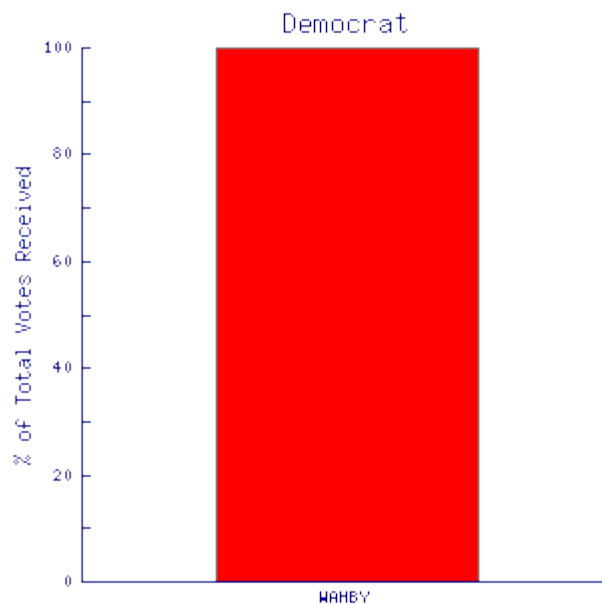
One 4-year term

View [precinct breakdown](#) or [community totals](#).



Republican		
LAWRENCE ROCCA	21,236	62.4%
PAUL ALLEY	12,774	37.6%

100.0% of precincts reporting.



Democrat		
TED B WAHBY	41,851	100.0%

100.0% of precincts reporting.

These same results may also be obtained via:

- Election Telephone Hotline: 586.469.5209.
- 24-Hour Fax (Within MI): 1.888.99.CLERK (request document number 6700).
- 24-Hour Fax (Outside of MI): 1.310.575.5035 (request document number 6700).

www.MCNTV.com

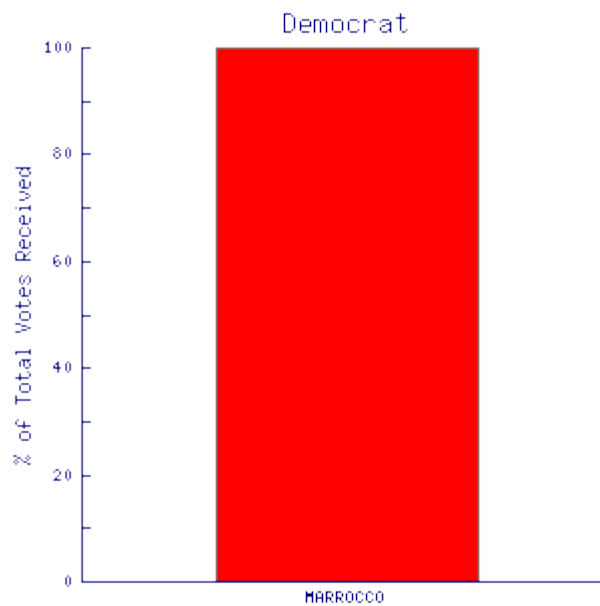
webmaster@mcntv.com

[Click here to return to race list](#)



Public Works Commissioner One 4-year term

View [precinct breakdown](#) or [community totals](#).



Democrat		
ANTHONY V MARROCCO	39,384	100.0%

100.0% of precincts reporting.

These same results may also be obtained via:

- Election Telephone Hotline: 586.469.5209.
- 24-Hour Fax (Within MI): 1.888.99.CLERK (request document number 6700).
- 24-Hour Fax (Outside of MI): 1.310.575.5035 (request document number 6700).

www.MCNTV.com

webmaster@mcntv.com

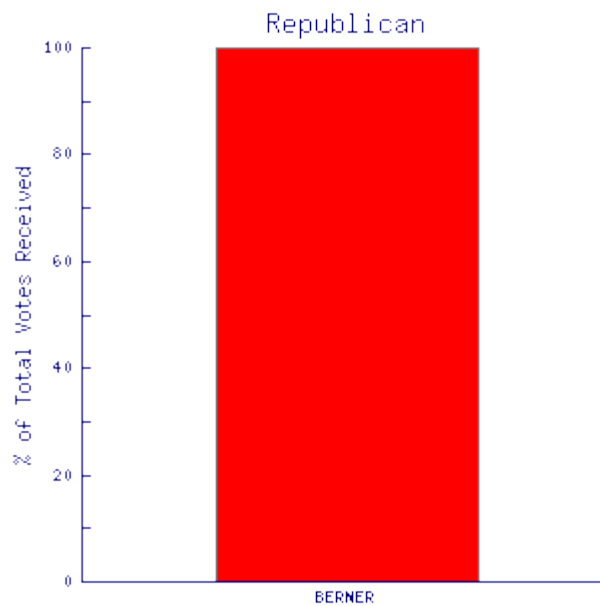
[Click here to return to race list](#)



County Commission 1st District

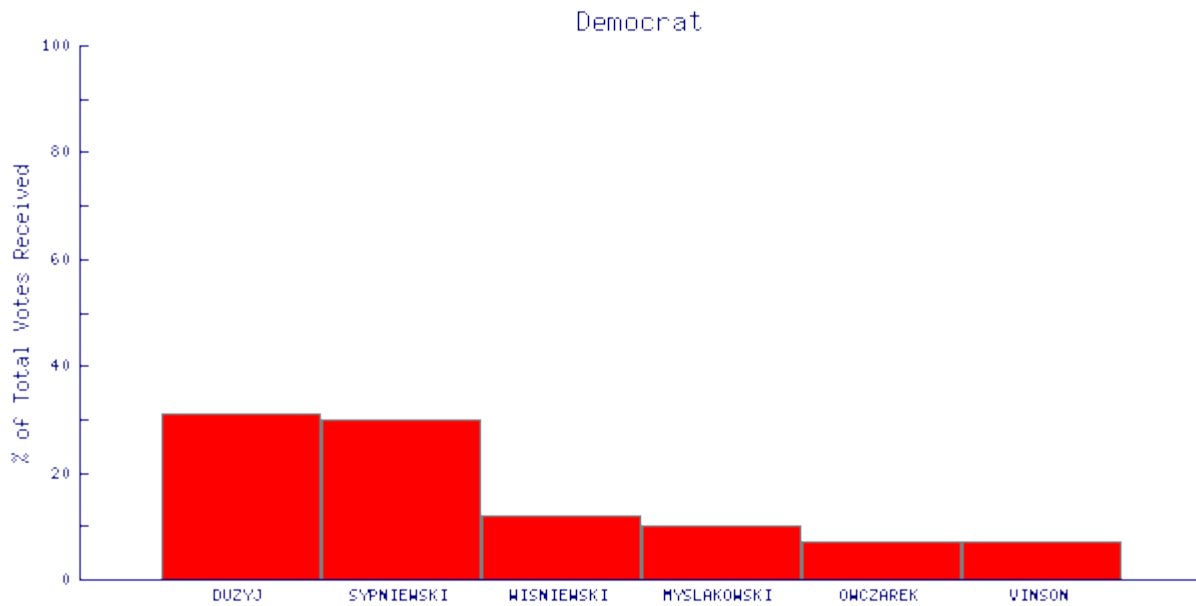
One 2-year term

View [precinct breakdown](#) or [community totals](#).



Republican		
ANDREW W BERNER	410	100.0%

100.0% of precincts reporting.



Democrat		
ANDREY DUZYJ	553	31.4%
DANNY SYPNIEWSKI	533	30.3%
TERRY L WISNIEWSKI	227	12.9%
RAYMOND D MYSLAKOWSKI	181	10.3%
THOMAS OWCZAREK	140	8.0%
NATHAN VINSON	127	7.2%

100.0% of precincts reporting.

These same results may also be obtained via:

- Election Telephone Hotline: 586.469.5209.
- 24-Hour Fax (Within MI): 1.888.99.CLERK (request document number 6700).
- 24-Hour Fax (Outside of MI): 1.310.575.5035 (request document number 6700).

www.MCNTV.com

webmaster@mcntv.com

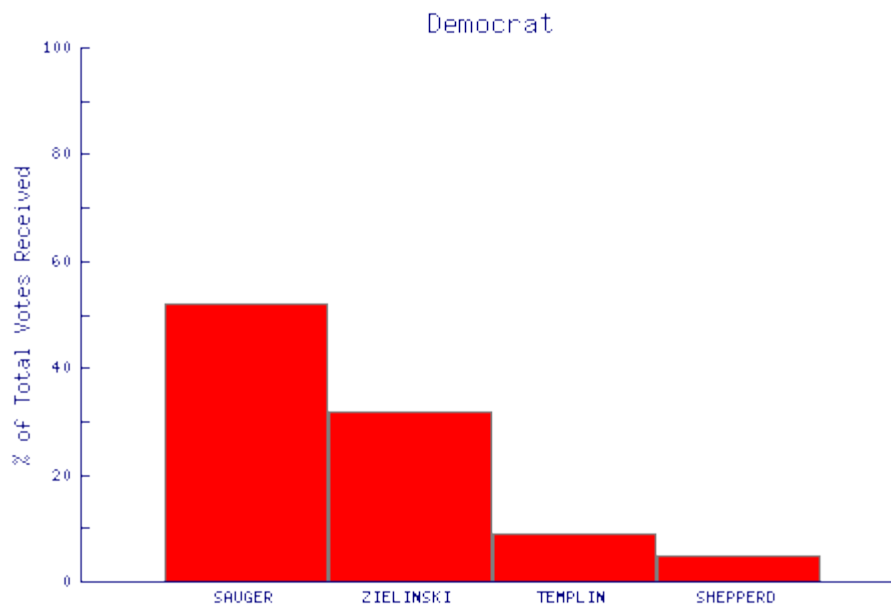
[Click here to return to race list](#)



County Commission 2nd District

One 2-year term

View [precinct breakdown](#) or [community totals](#).



Democrat		
MARVIN E SAUGER	881	52.3%
LEON ZIELINSKI	545	32.3%
LAWRENCE TEMPLIN	165	9.8%
ALAN SHEPPERD	94	5.6%

100.0% of precincts reporting.

These same results may also be obtained via:

- Election Telephone Hotline: 586.469.5209.
- 24-Hour Fax (Within MI): 1.888.99.CLERK (request document number 6700).
- 24-Hour Fax (Outside of MI): 1.310.575.5035 (request document number 6700).

www.MCNTV.com

webmaster@mcntv.com

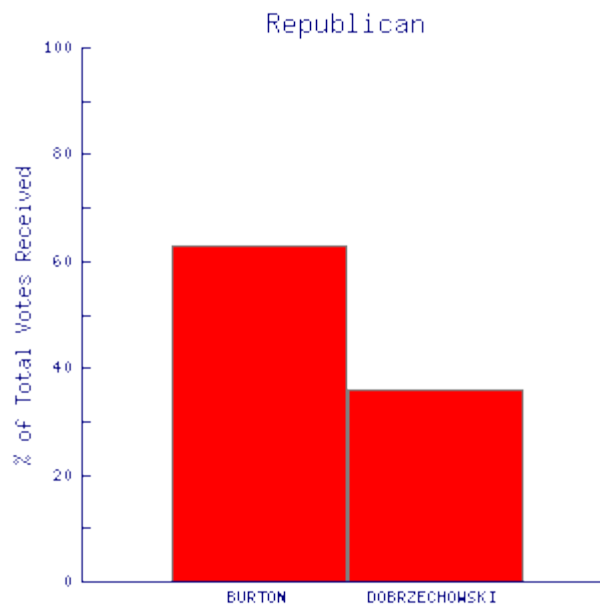
[Click here to return to race list](#)



County Commission 3rd District

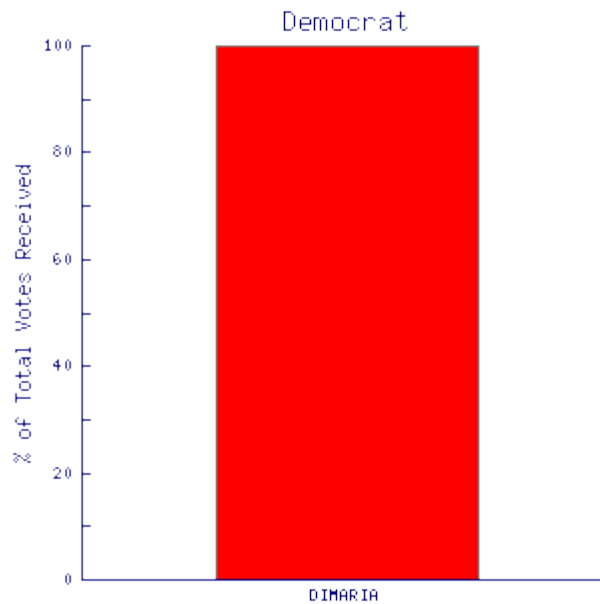
One 2-year term

View [precinct breakdown](#) or [community totals](#).



Republican		
LARRY BURTON	314	64.0%
MICHAEL DOBRZECHOWSKI	177	36.0%

100.0% of precincts reporting.



Democrat		
PHILLIP A DIMARIA	1,511	100.0%

100.0% of precincts reporting.

These same results may also be obtained via:

- Election Telephone Hotline: 586.469.5209.
- 24-Hour Fax (Within MI): 1.888.99.CLERK (request document number 6700).
- 24-Hour Fax (Outside of MI): 1.310.575.5035 (request document number 6700).

www.MCNTV.com

webmaster@mcntv.com

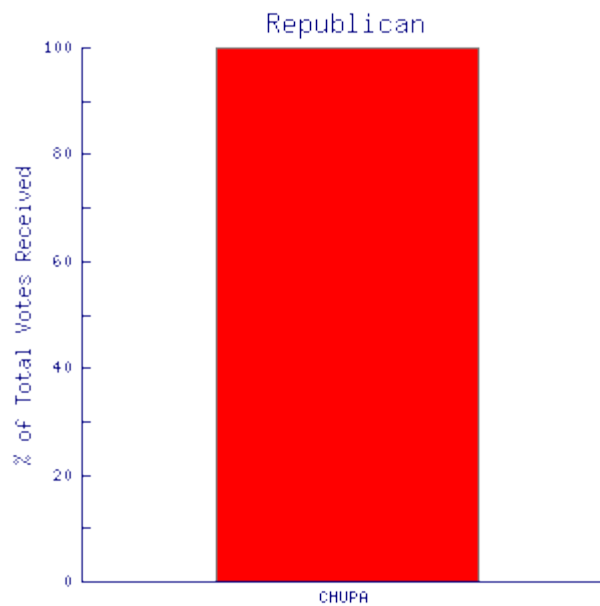
[Click here to return to race list](#)



County Commission 4th District

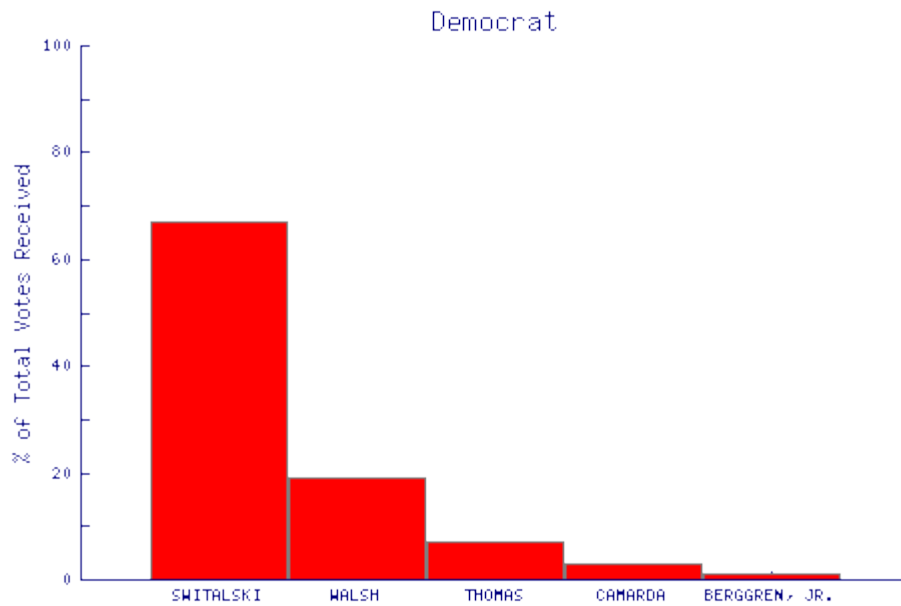
One 2-year term

View [precinct breakdown](#) or [community totals](#).



Republican		
MICHAEL W CHUPA	1,018	100.0%

100.0% of precincts reporting.



Democrat		
JON M SWITALSKI	1,517	67.2%
MIKE WALSH	446	19.8%
MARK A THOMAS	170	7.5%
PHILLIP K CAMARDA	80	3.5%
KENNETH R BERGGREN, JR.	43	1.9%

100.0% of precincts reporting.

These same results may also be obtained via:

- Election Telephone Hotline: 586.469.5209.
- 24-Hour Fax (Within MI): 1.888.99.CLERK (request document number 6700).
- 24-Hour Fax (Outside of MI): 1.310.575.5035 (request document number 6700).

www.MCNTV.com

webmaster@mcntv.com

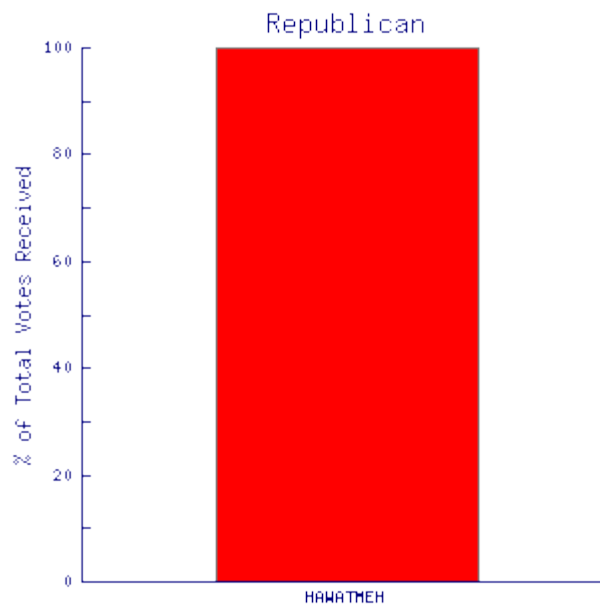
[Click here to return to race list](#)



County Commission 5th District

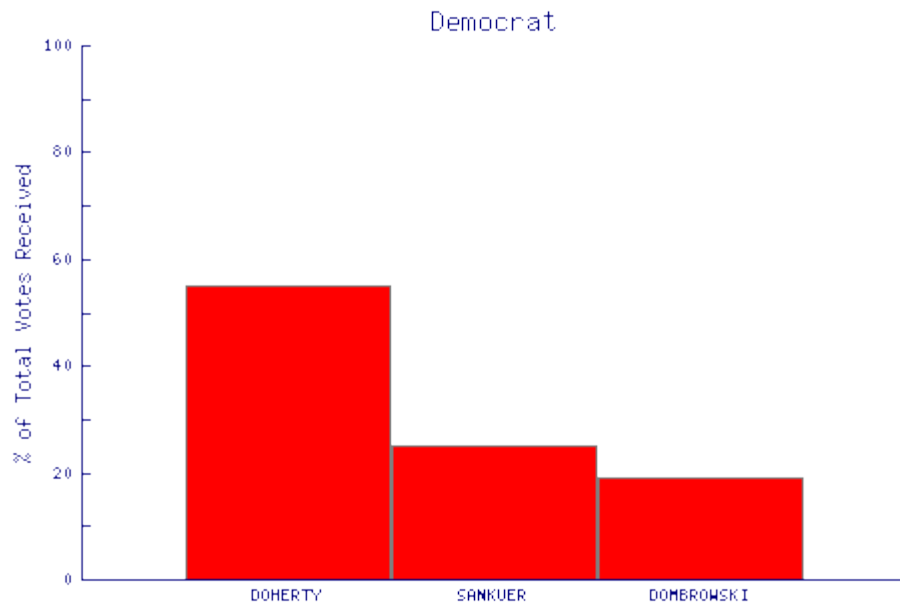
One 2-year term

View [precinct breakdown](#) or [community totals](#).



Republican		
NICOLA HAWATMEH	896	100.0%

100.0% of precincts reporting.



Democrat		
SUSAN L DOHERTY	1,569	55.7%
GLORIA SANKUER	705	25.0%
GERI DOMBROWSKI	543	19.3%

100.0% of precincts reporting.

These same results may also be obtained via:

- Election Telephone Hotline: 586.469.5209.
- 24-Hour Fax (Within MI): 1.888.99.CLERK (request document number 6700).
- 24-Hour Fax (Outside of MI): 1.310.575.5035 (request document number 6700).

www.MCNTV.com

webmaster@mcntv.com

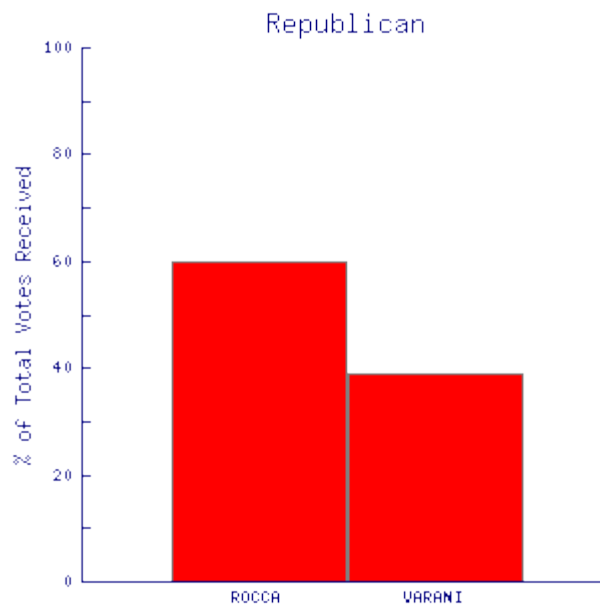
[Click here to return to race list](#)



County Commission 6th District

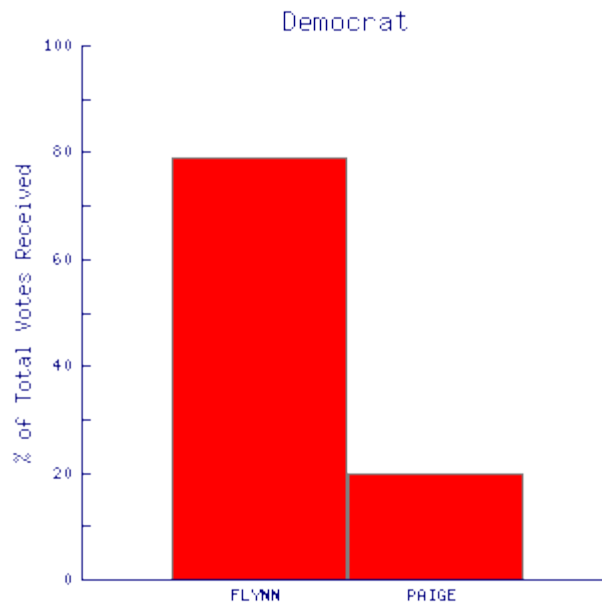
One 2-year term

View [precinct breakdown](#) or [community totals](#).



Republican		
FRANK ANTHONY ROCCA	633	60.1%
R. PETER VARRANI	420	39.9%

100.0% of precincts reporting.



Democrat		
JOAN FLYNN	1,827	79.9%
KEN PAIGE	459	20.1%

100.0% of precincts reporting.

These same results may also be obtained via:

- Election Telephone Hotline: 586.469.5209.
- 24-Hour Fax (Within MI): 1.888.99.CLERK (request document number 6700).
- 24-Hour Fax (Outside of MI): 1.310.575.5035 (request document number 6700).

www.MCNTV.com

webmaster@mcntv.com

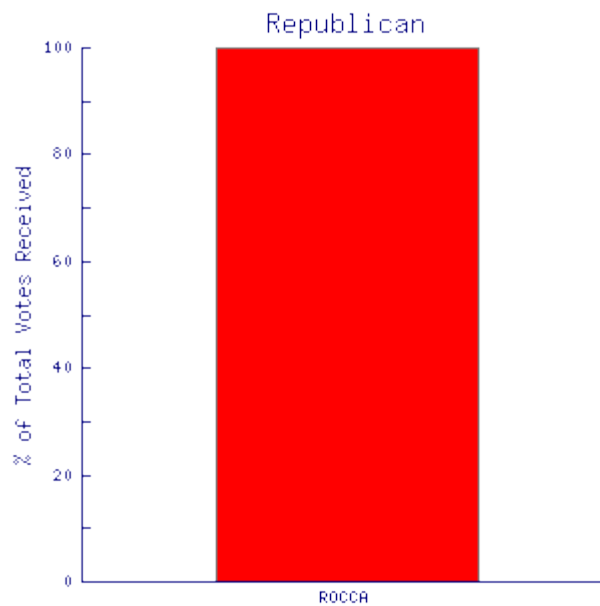
[Click here to return to race list](#)



County Commission 7th District

One 2-year term

View [precinct breakdown](#) or [community totals](#).



Republican		
SUE ROCCA	1,045	100.0%

100.0% of precincts reporting.