



Click below for the official results of the August 3, 2004 Primary Election for Macomb County as the results are tabulated. This site is brought to you by [Macomb County Clerk/Register of Deeds Carmella Sabaugh](#) and the [Macomb Cable Network](#). Macomb County campaign finance documents are available [online](#).

U.S. House of Representatives

- » [District 10](#)
- » [District 12](#)

State House of Representatives

- » [District 24](#)
- » [District 25](#)
- » [District 28](#)
- » [District 30](#)
- » [District 31](#)
- » [District 32](#)
- » [District 33](#)
- » [District 36](#)
- » [District 42](#)

Countywide Offices

- » [Prosecuting Attorney](#)
- » [Sheriff](#)
- » [Clerk/Register of Deeds](#)
- » [Treasurer](#)
- » [Public Works Commissioner](#)

County Commission

- » [District 1](#)
- » [District 2](#)
- » [District 3](#)
- » [District 4](#)
- » [District 5](#)
- » [District 6](#)
- » [District 7](#)
- » [District 8](#)
- » [District 9](#)
- » [District 10](#)
- » [District 11](#)
- » [District 12](#)
- » [District 13](#)
- » [District 14](#)

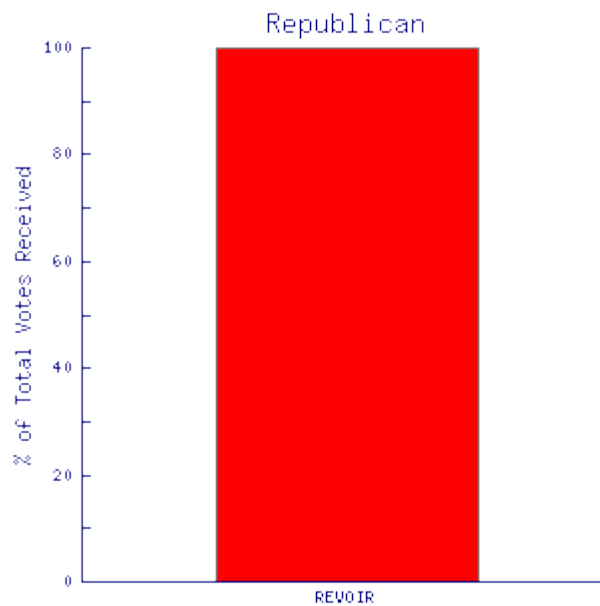
[Click here to return to race list](#)



County Commission 16th District

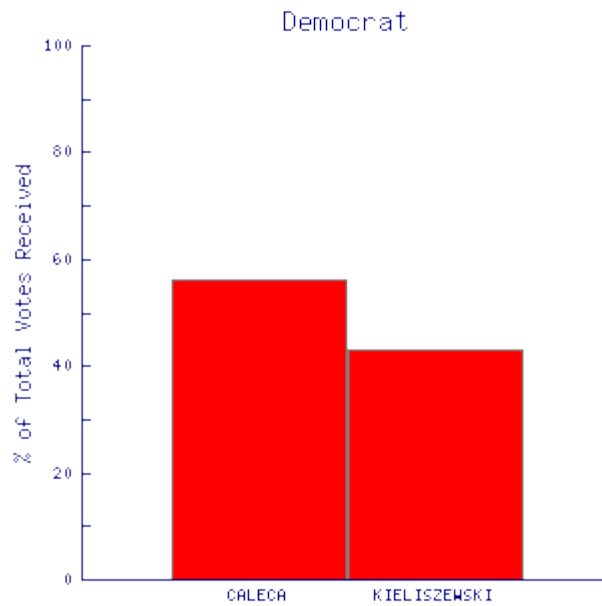
One 2-year term

View [precinct breakdown](#) or [community totals](#).



Republican		
WILLIAM J REVOIR	1,305	100.0%

100.0% of precincts reporting.



Democrat		
TONY CALECA	840	56.6%
GERALD KIELISZEWSKI	643	43.4%

100.0% of precincts reporting.

These same results may also be obtained via:

- Election Telephone Hotline: 586.469.5209.
- 24-Hour Fax (Within MI): 1.888.99.CLERK (request document number 6700).
- 24-Hour Fax (Outside of MI): 1.310.575.5035 (request document number 6700).

www.MCNTV.com

webmaster@mcntv.com

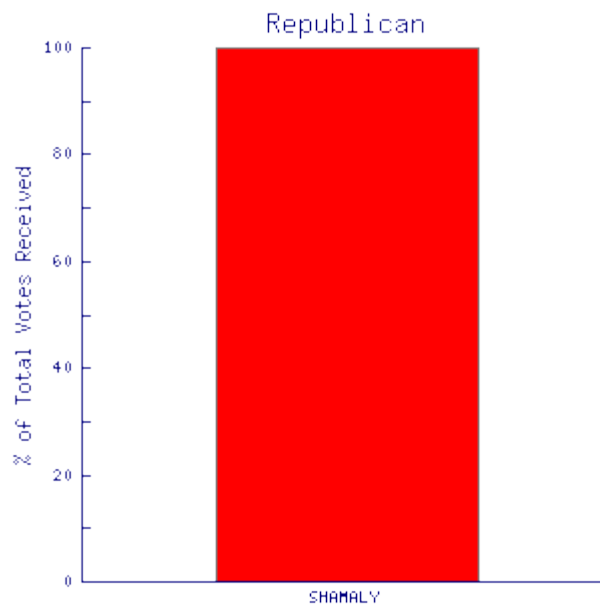
[Click here to return to race list](#)



County Commission 17th District

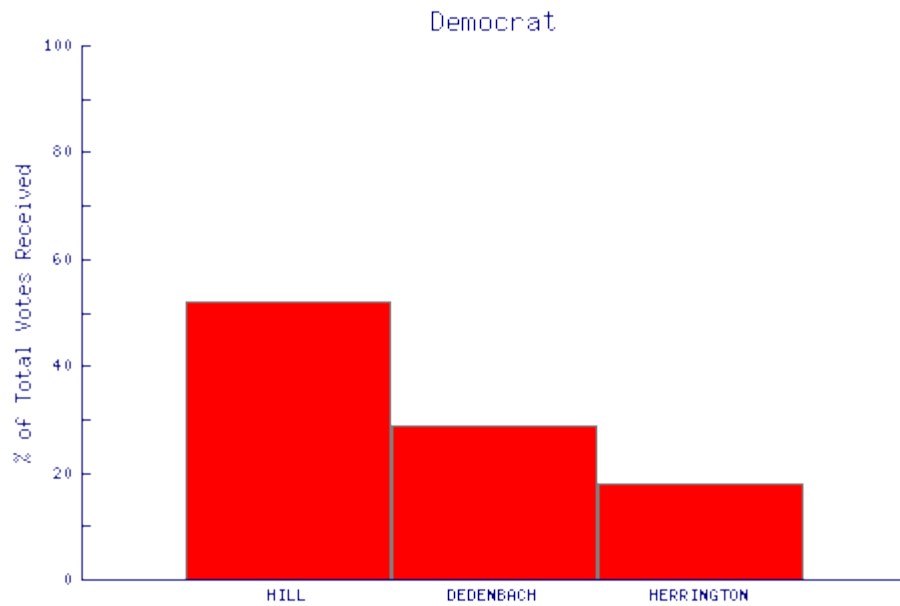
One 2-year term

View [precinct breakdown](#) or [community totals](#).



Republican		
JAMES MICHAEL SHAMALY	727	100.0%

100.0% of precincts reporting.



Democrat		
BOBBY L HILL	1,310	52.5%
NANCY DEDENBACH	724	29.0%
DAVID D HERRINGTON	462	18.5%

100.0% of precincts reporting.

These same results may also be obtained via:

- Election Telephone Hotline: 586.469.5209.
- 24-Hour Fax (Within MI): 1.888.99.CLERK (request document number 6700).
- 24-Hour Fax (Outside of MI): 1.310.575.5035 (request document number 6700).

www.MCNTV.com

webmaster@mcntv.com

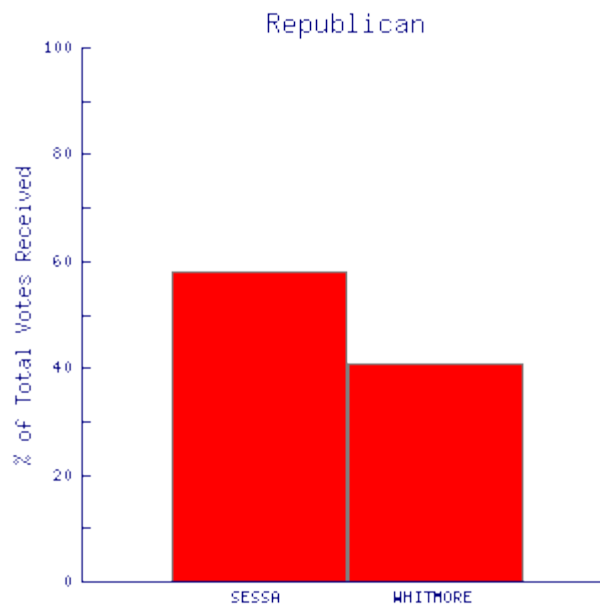
[Click here to return to race list](#)



County Commission 18th District

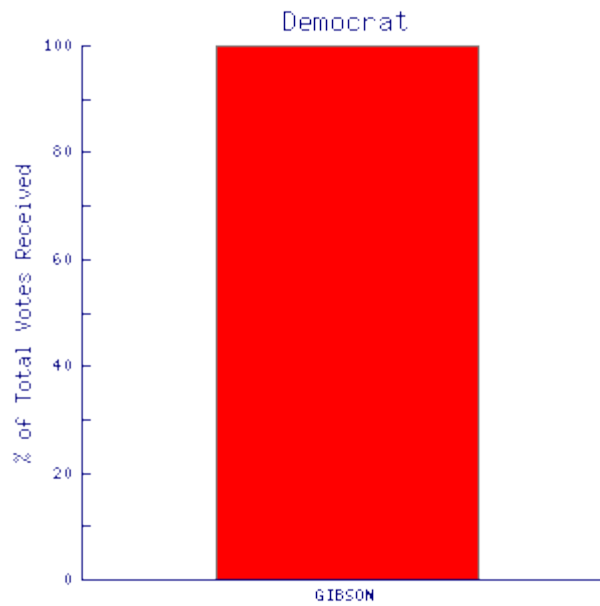
One 2-year term

View [precinct breakdown](#) or [community totals](#).



Republican		
MICHAEL C SESSA	2,053	58.3%
GARY J WHITMORE	1,471	41.7%

100.0% of precincts reporting.



Democrat		
BOB GIBSON	1,285	100.0%

100.0% of precincts reporting.

These same results may also be obtained via:

- Election Telephone Hotline: 586.469.5209.
- 24-Hour Fax (Within MI): 1.888.99.CLERK (request document number 6700).
- 24-Hour Fax (Outside of MI): 1.310.575.5035 (request document number 6700).

www.MCNTV.com

webmaster@mcntv.com

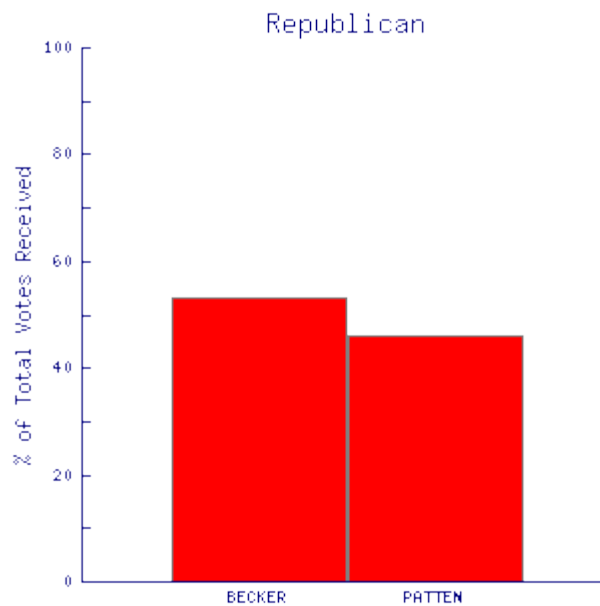
[Click here to return to race list](#)



County Commission 19th District

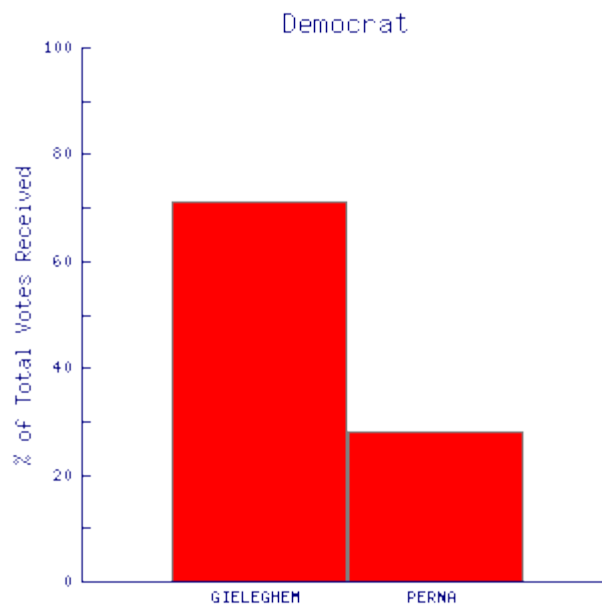
One 2-year term

View [precinct breakdown](#) or [community totals](#).



Republican		
DELPHINE BECKER	753	54.0%
ROBERT L PATTEN	642	46.0%

100.0% of precincts reporting.



Democrat		
PAUL GIELEGHEM	2,330	71.3%
JAMES M PERNA	940	28.7%

100.0% of precincts reporting.

These same results may also be obtained via:

- Election Telephone Hotline: 586.469.5209.
- 24-Hour Fax (Within MI): 1.888.99.CLERK (request document number 6700).
- 24-Hour Fax (Outside of MI): 1.310.575.5035 (request document number 6700).

www.MCNTV.com

webmaster@mcntv.com

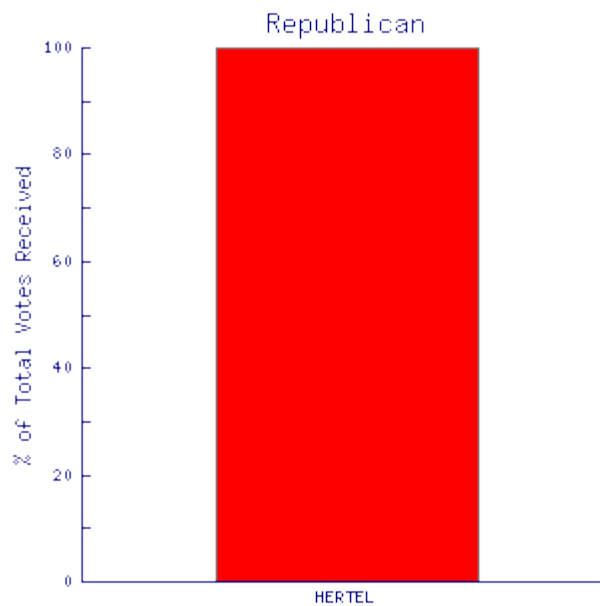
[Click here to return to race list](#)



County Commission 20th District

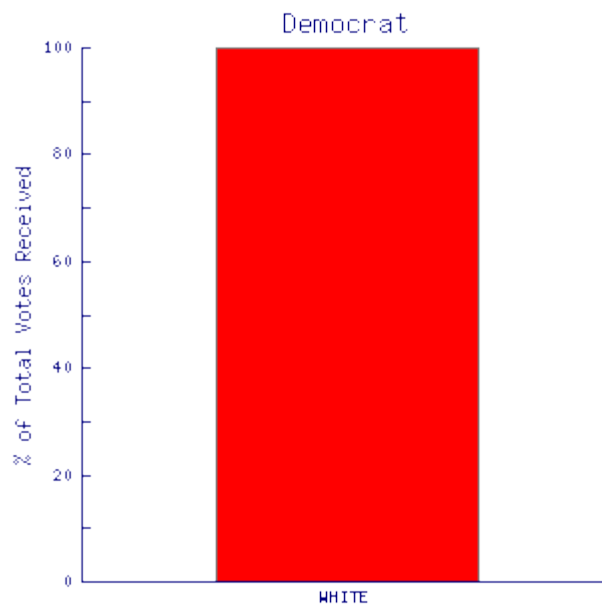
One 2-year term

View [precinct breakdown](#) or [community totals](#).



Republican		
WILLIAM A HERTEL	968	100.0%

100.0% of precincts reporting.



Democrat		
NANCY M WHITE	1,661	100.0%

100.0% of precincts reporting.

These same results may also be obtained via:

- Election Telephone Hotline: 586.469.5209.
- 24-Hour Fax (Within MI): 1.888.99.CLERK (request document number 6700).
- 24-Hour Fax (Outside of MI): 1.310.575.5035 (request document number 6700).

www.MCNTV.com

webmaster@mcntv.com

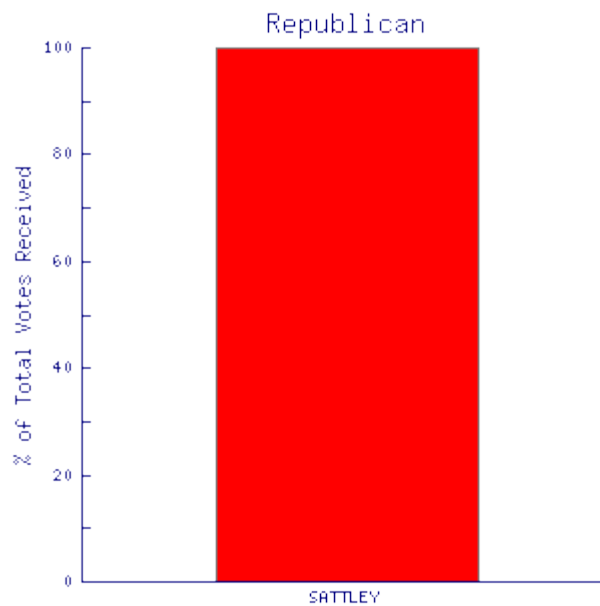
[Click here to return to race list](#)



County Commission 21st District

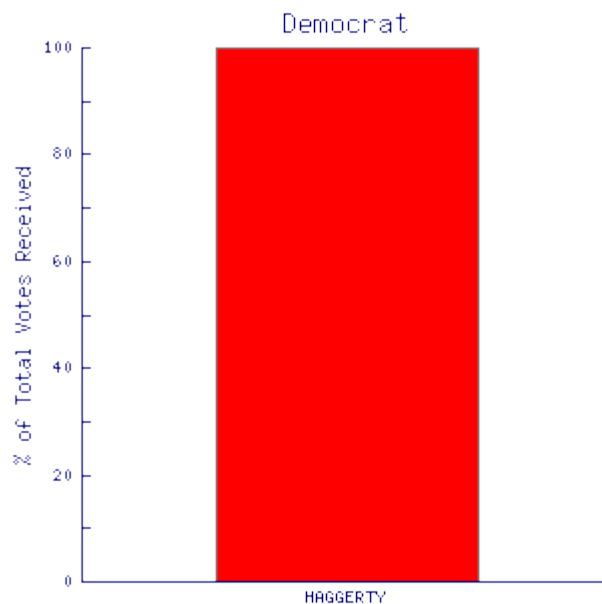
One 2-year term

View [precinct breakdown](#) or [community totals](#).



Republican		
BEULAH L SATTLEY	406	100.0%

100.0% of precincts reporting.



Democrat		
LEONARD HAGGERTY	1,439	100.0%

100.0% of precincts reporting.

These same results may also be obtained via:

- Election Telephone Hotline: 586.469.5209.
- 24-Hour Fax (Within MI): 1.888.99.CLERK (request document number 6700).
- 24-Hour Fax (Outside of MI): 1.310.575.5035 (request document number 6700).

www.MCNTV.com

webmaster@mcntv.com

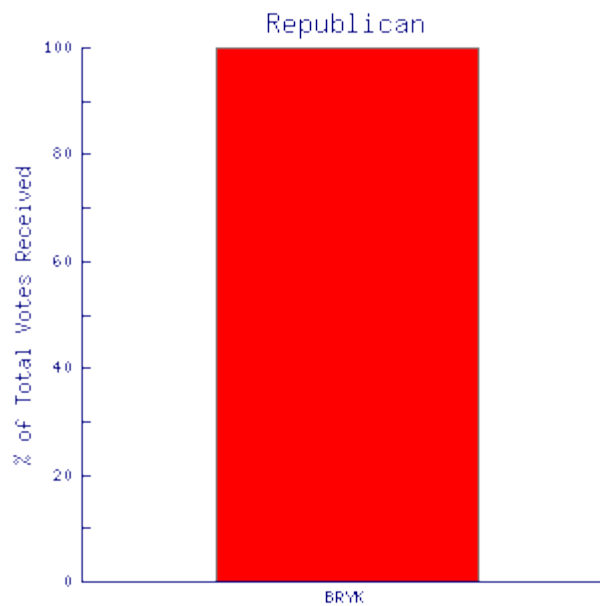
[Click here to return to race list](#)



County Commission 22nd District

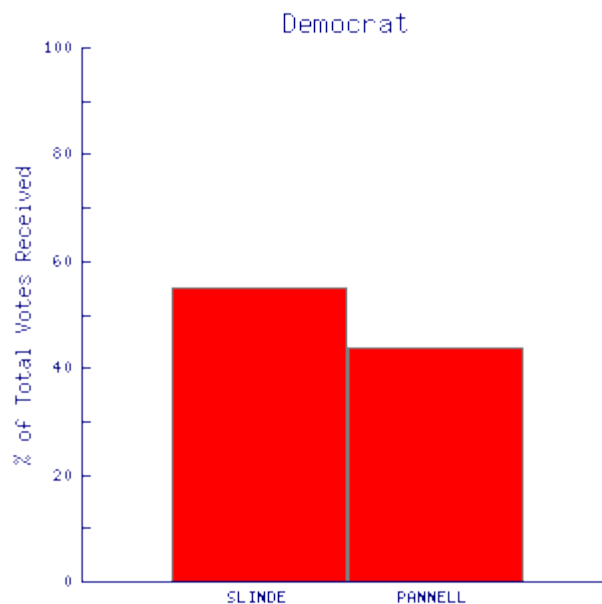
One 2-year term

View [precinct breakdown](#) or [community totals](#).



Republican		
MARLENE D BRYK	334	100.0%

100.0% of precincts reporting.



Democrat		
BETTY SLINDE	917	55.3%
ROBERT PANNELL	741	44.7%

100.0% of precincts reporting.

These same results may also be obtained via:

- Election Telephone Hotline: 586.469.5209.
- 24-Hour Fax (Within MI): 1.888.99.CLERK (request document number 6700).
- 24-Hour Fax (Outside of MI): 1.310.575.5035 (request document number 6700).

www.MCNTV.com

webmaster@mcntv.com

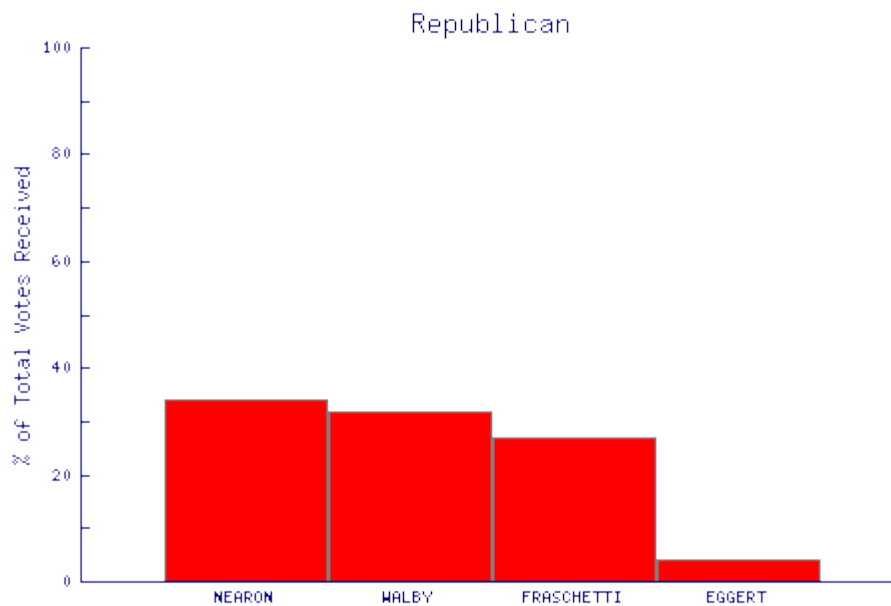
[Click here to return to race list](#)



County Commission 23rd District

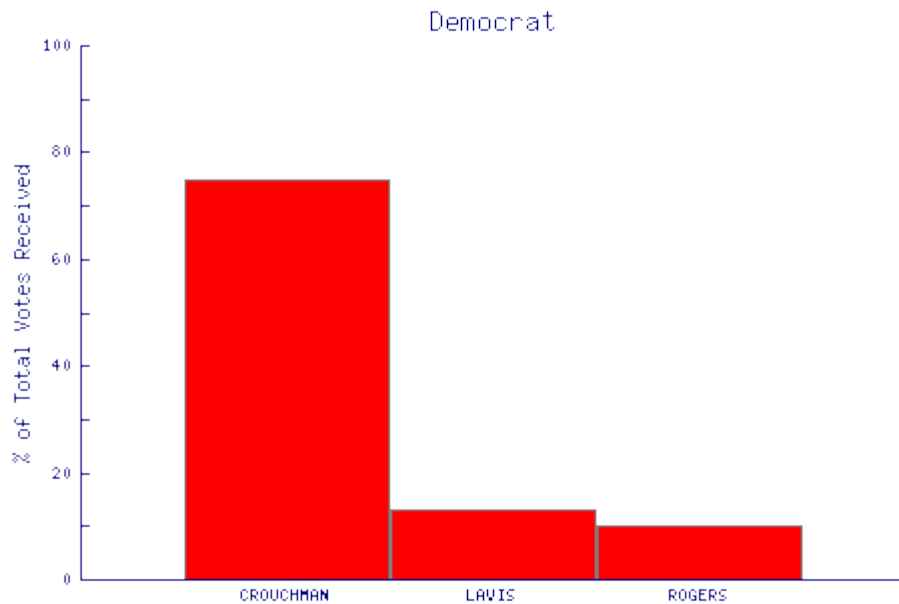
One 2-year term

View [precinct breakdown](#) or [community totals](#).



Republican		
JANICE M NEARON	977	34.8%
PETER M WALBY	922	32.9%
ROLAND R FRASCHETTI	777	27.7%
ERICH R EGGERT	129	4.6%

100.0% of precincts reporting.



Democrat		
WILLIAM A CROUCHMAN	2,717	75.8%
CHARLES A LAVIS	477	13.3%
BUCK ROGERS	389	10.9%

100.0% of precincts reporting.

These same results may also be obtained via:

- Election Telephone Hotline: 586.469.5209.
- 24-Hour Fax (Within MI): 1.888.99.CLERK (request document number 6700).
- 24-Hour Fax (Outside of MI): 1.310.575.5035 (request document number 6700).

www.MCNTV.com

webmaster@mcntv.com

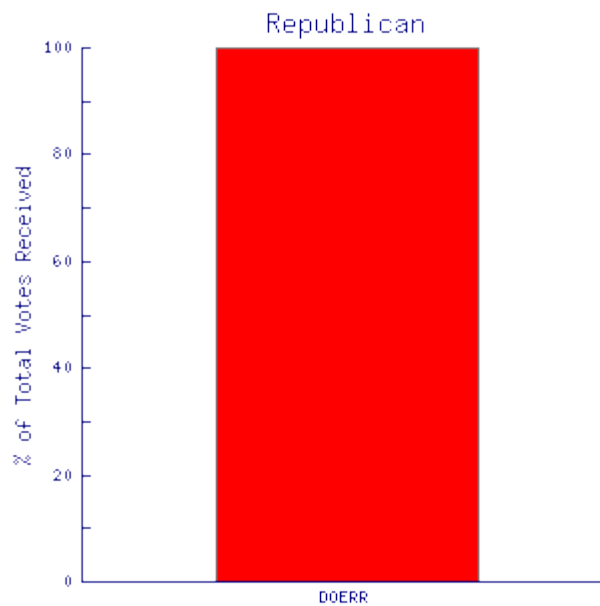
[Click here to return to race list](#)



County Commission 24th District

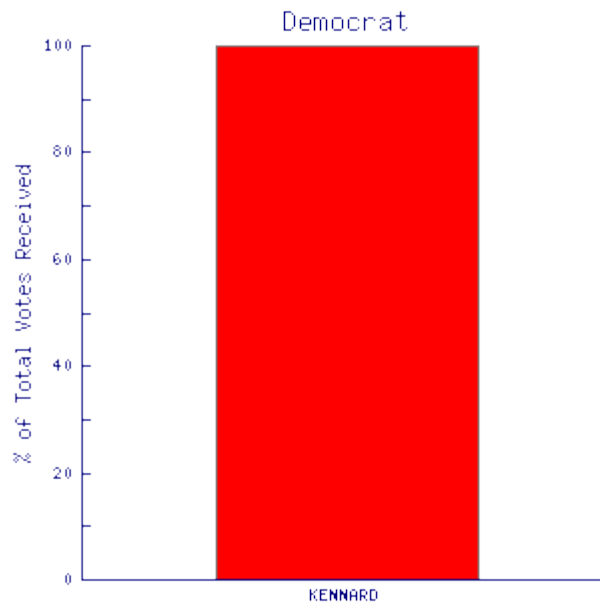
One 2-year term

View [precinct breakdown](#) or [community totals](#).



Republican		
JACK A DOERR	1,937	100.0%

100.0% of precincts reporting.



Democrat		
PEGGY A KENNARD	3,729	100.0%

100.0% of precincts reporting.

These same results may also be obtained via:

- Election Telephone Hotline: 586.469.5209.
- 24-Hour Fax (Within MI): 1.888.99.CLERK (request document number 6700).
- 24-Hour Fax (Outside of MI): 1.310.575.5035 (request document number 6700).

www.MCNTV.com

webmaster@mcntv.com

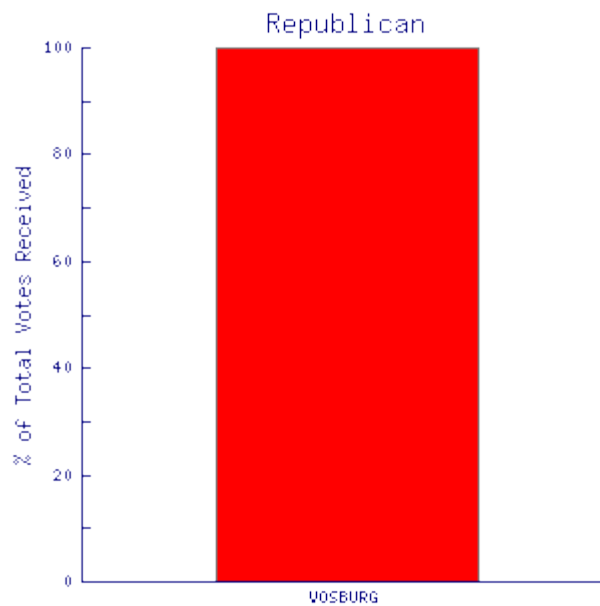
[Click here to return to race list](#)



County Commission 25th District

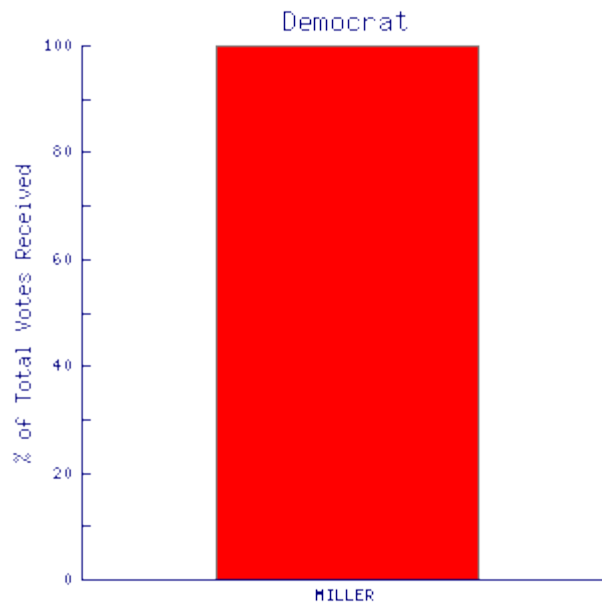
One 2-year term

View [precinct breakdown](#) or [community totals](#).



Republican		
KATHY D VOSBURG	1,144	100.0%

100.0% of precincts reporting.



Democrat		
JOE MILLER	990	100.0%

100.0% of precincts reporting.

These same results may also be obtained via:

- Election Telephone Hotline: 586.469.5209.
- 24-Hour Fax (Within MI): 1.888.99.CLERK (request document number 6700).
- 24-Hour Fax (Outside of MI): 1.310.575.5035 (request document number 6700).

www.MCNTV.com

webmaster@mcntv.com

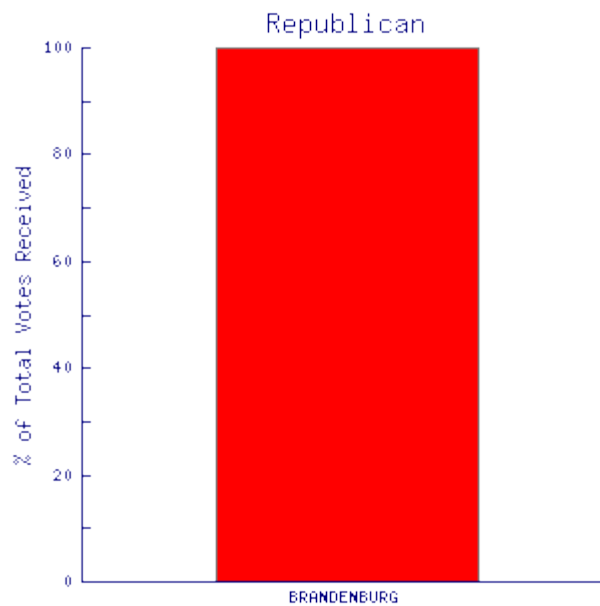
[Click here to return to race list](#)



County Commission 26th District

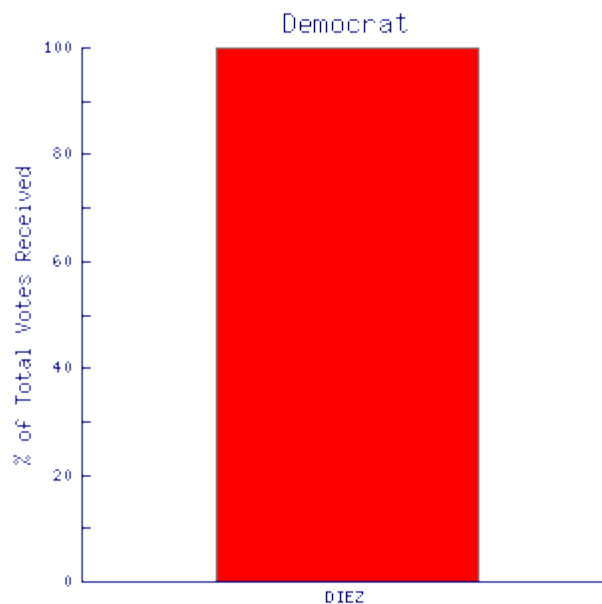
One 2-year term

View [precinct breakdown](#) or [community totals](#).



Republican		
NICHOLYN ANN BRANDENBURG	2,028	100.0%

100.0% of precincts reporting.



Democrat		
JAMES DIEZ	1,034	100.0%

100.0% of precincts reporting.

These same results may also be obtained via:

- Election Telephone Hotline: 586.469.5209.
- 24-Hour Fax (Within MI): 1.888.99.CLERK (request document number 6700).
- 24-Hour Fax (Outside of MI): 1.310.575.5035 (request document number 6700).

www.MCNTV.com

webmaster@mcntv.com



Click below for the official results of the August 3, 2004 Primary Election for Macomb County as the results are tabulated. This site is brought to you by [Macomb County Clerk/Register of Deeds Carmella Sabaugh](#) and the [Macomb Cable Network](#). Macomb County campaign finance documents are available [online](#).

U.S. House of Representatives

- » [District 10](#)
- » [District 12](#)

State House of Representatives

- » [District 24](#)
- » [District 25](#)
- » [District 28](#)
- » [District 30](#)
- » [District 31](#)
- » [District 32](#)
- » [District 33](#)
- » [District 36](#)
- » [District 42](#)

Countywide Offices

- » [Prosecuting Attorney](#)
- » [Sheriff](#)
- » [Clerk/Register of Deeds](#)
- » [Treasurer](#)
- » [Public Works Commissioner](#)

County Commission

- » [District 1](#)
- » [District 2](#)
- » [District 3](#)
- » [District 4](#)
- » [District 5](#)
- » [District 6](#)
- » [District 7](#)
- » [District 8](#)
- » [District 9](#)
- » [District 10](#)
- » [District 11](#)
- » [District 12](#)
- » [District 13](#)
- » [District 14](#)

- » [District 15](#)
- » [District 16](#)
- » [District 17](#)
- » [District 18](#)
- » [District 19](#)
- » [District 20](#)
- » [District 21](#)
- » [District 22](#)
- » [District 23](#)
- » [District 24](#)
- » [District 25](#)
- » [District 26](#)

These same results may also be obtained via:

- Election Telephone Hotline: 586.469.5209.
- 24-Hour Fax (Within MI): 1.888.99.CLERK (request document number 6700).
- 24-Hour Fax (Outside of MI): 1.310.575.5035 (request document number 6700).

www.MCNTV.com

webmaster@mcntv.com

[Click here to return to race list](#)



U.S. Representative 10th District

One 2-year term

Precinct Breakdown

View [summary report](#).

	CANDICE S. MILLER (REP)	ROB CASEY (DEM)
Memphis		
001	40	24
New Baltimore		
001	45	60
002	75	74
003	158	169
004	80	83
Richmond		
001	147	127
002	111	67
Sterling Heights		
011	143	163
012	87	95
014	53	54
017	79	89
018	56	89
019	91	104
020	158	133
021	64	117
022	72	67
023	44	66
024	73	83
025	83	80
026	108	101

027	60	70
028	110	138
029	55	74
030	91	70
031	69	99
032	105	94
033	104	88
034	102	112
035	49	82
036	28	55
037	86	79
038	91	97
039	41	61
040	154	162
041	107	82
042	53	77
043	72	95
044	31	37
045	112	74
048	113	89
049	169	128
050	280	169
051	129	98
052	54	41
Utica		
001	37	39
002	98	97
003	60	78
Armada Township		
001	600	60
002	275	42
Bruce Township		
001	221	39
002	450	28
003	300	37
004	179	15
901	491	71
Chesterfield Township		
001	139	98
002	144	121