



Click below for the official results of the August 3, 2004 Primary Election for Macomb County as the results are tabulated. This site is brought to you by [Macomb County Clerk/Register of Deeds Carmella Sabaugh](#) and the [Macomb Cable Network](#). Macomb County campaign finance documents are available [online](#).

U.S. House of Representatives

- » [District 10](#)
- » [District 12](#)

State House of Representatives

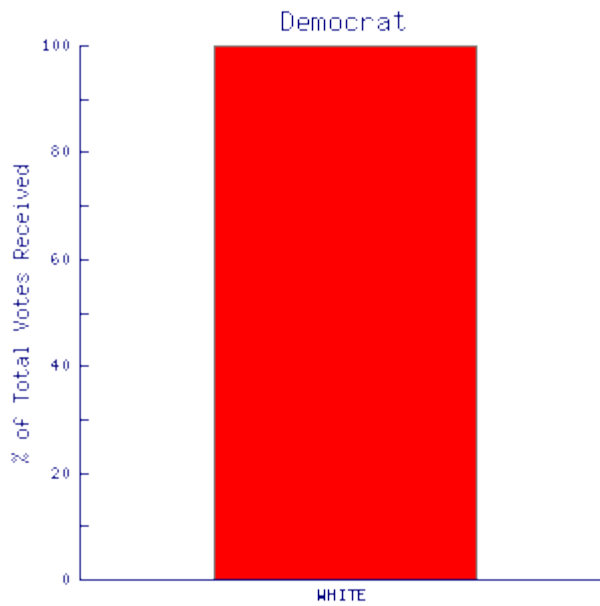
- » [District 24](#)
- » [District 25](#)
- » [District 28](#)
- » [District 30](#)
- » [District 31](#)
- » [District 32](#)
- » [District 33](#)
- » [District 36](#)
- » [District 42](#)

Countywide Offices

- » [Prosecuting Attorney](#)
- » [Sheriff](#)
- » [Clerk/Register of Deeds](#)
- » [Treasurer](#)
- » [Public Works Commissioner](#)

County Commission

- » [District 1](#)
- » [District 2](#)
- » [District 3](#)
- » [District 4](#)
- » [District 5](#)
- » [District 6](#)
- » [District 7](#)
- » [District 8](#)
- » [District 9](#)
- » [District 10](#)
- » [District 11](#)
- » [District 12](#)
- » [District 13](#)
- » [District 14](#)



Democrat		
NANCY M WHITE	1,661	100.0%

100.0% of precincts reporting.

These same results may also be obtained via:

- Election Telephone Hotline: 586.469.5209.
- 24-Hour Fax (Within MI): 1.888.99.CLERK (request document number 6700).
- 24-Hour Fax (Outside of MI): 1.310.575.5035 (request document number 6700).

www.MCNTV.com

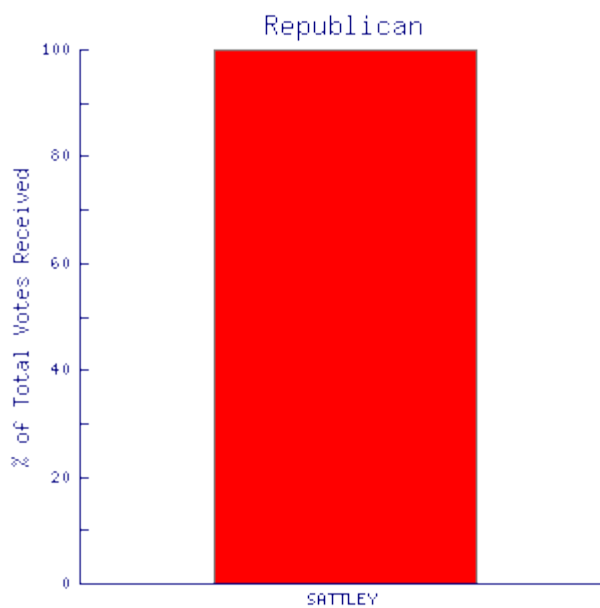
webmaster@mcntv.com

[Click here to return to race list](#)



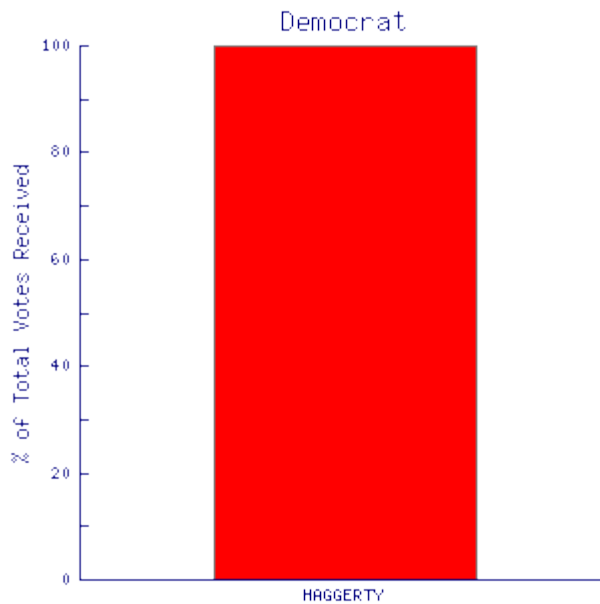
County Commission 21st District One 2-year term

View [precinct breakdown](#) or [community totals](#).



Republican		
BEULAH L SATTLEY	406	100.0%

100.0% of precincts reporting.



Democrat		
LEONARD HAGGERTY	1,439	100.0%

100.0% of precincts reporting.

These same results may also be obtained via:

- Election Telephone Hotline: 586.469.5209.
- 24-Hour Fax (Within MI): 1.888.99.CLERK (request document number 6700).
- 24-Hour Fax (Outside of MI): 1.310.575.5035 (request document number 6700).

www.MCNTV.com

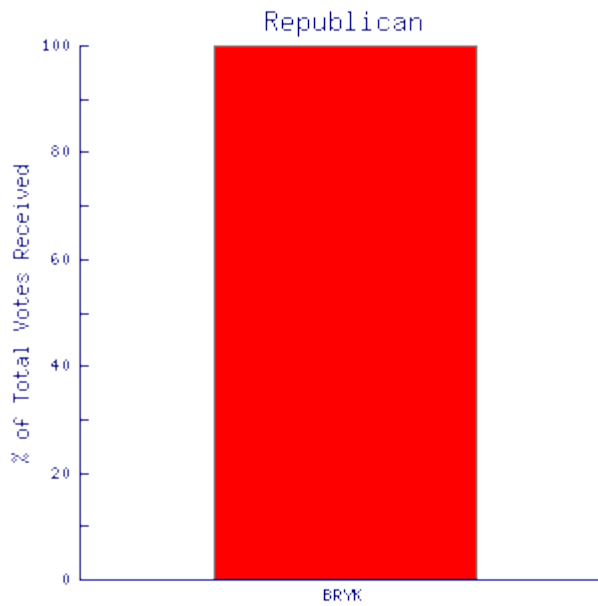
webmaster@mcntv.com

[Click here to return to race list](#)



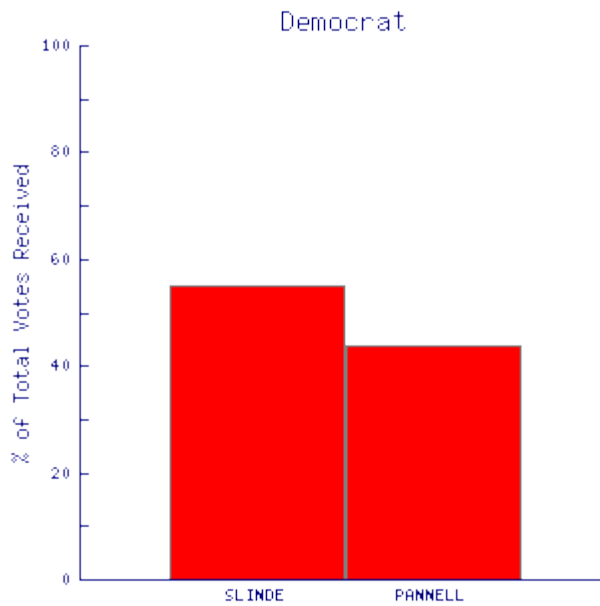
County Commission 22nd District One 2-year term

View [precinct breakdown](#) or [community totals](#).



Republican		
MARLENE D BRYK	334	100.0%

100.0% of precincts reporting.



Democrat		
BETTY SLINDE	917	55.3%
ROBERT PANNELL	741	44.7%

100.0% of precincts reporting.

These same results may also be obtained via:

- Election Telephone Hotline: 586.469.5209.
- 24-Hour Fax (Within MI): 1.888.99.CLERK (request document number 6700).
- 24-Hour Fax (Outside of MI): 1.310.575.5035 (request document number 6700).

www.MCNTV.com

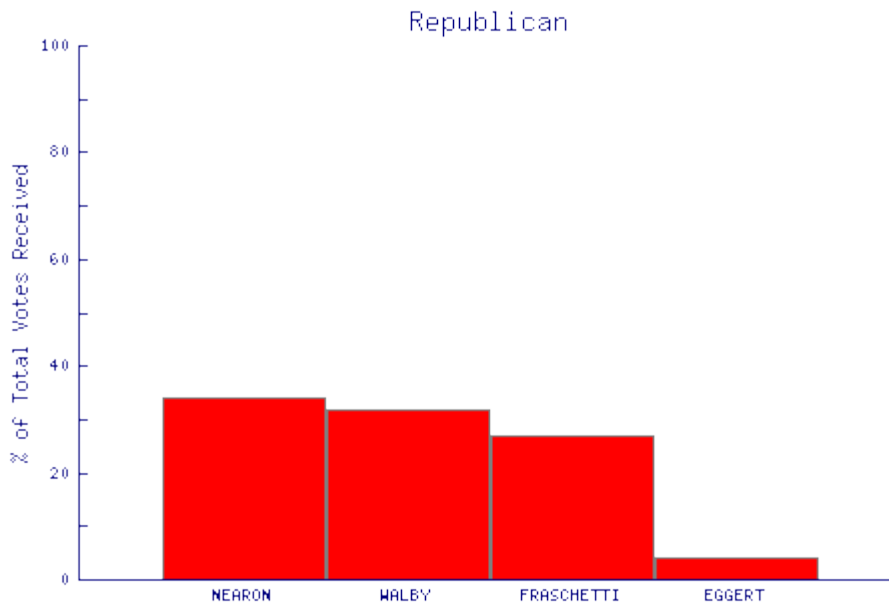
webmaster@mcntv.com

[Click here to return to race list](#)



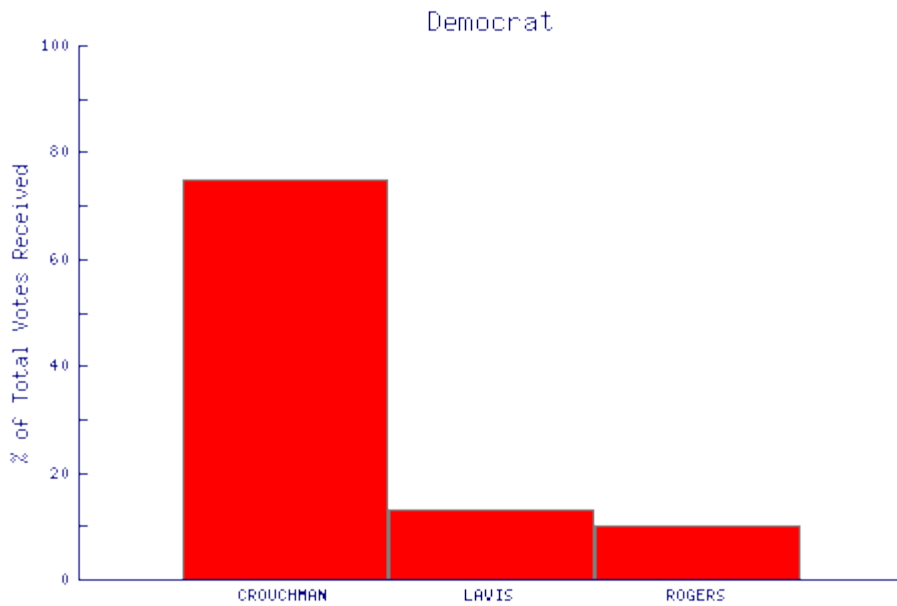
County Commission 23rd District One 2-year term

View [precinct breakdown](#) or [community totals](#).



Republican		
JANICE M NEARON	977	34.8%
PETER M WALBY	922	32.9%
ROLAND R FRASCHETTI	777	27.7%
ERICH R EGGERT	129	4.6%

100.0% of precincts reporting.



Democrat		
WILLIAM A CROUCHMAN	2,717	75.8%
CHARLES A LAVIS	477	13.3%
BUCK ROGERS	389	10.9%

100.0% of precincts reporting.

These same results may also be obtained via:

- Election Telephone Hotline: 586.469.5209.
- 24-Hour Fax (Within MI): 1.888.99.CLERK (request document number 6700).
- 24-Hour Fax (Outside of MI): 1.310.575.5035 (request document number 6700).

www.MCNTV.com

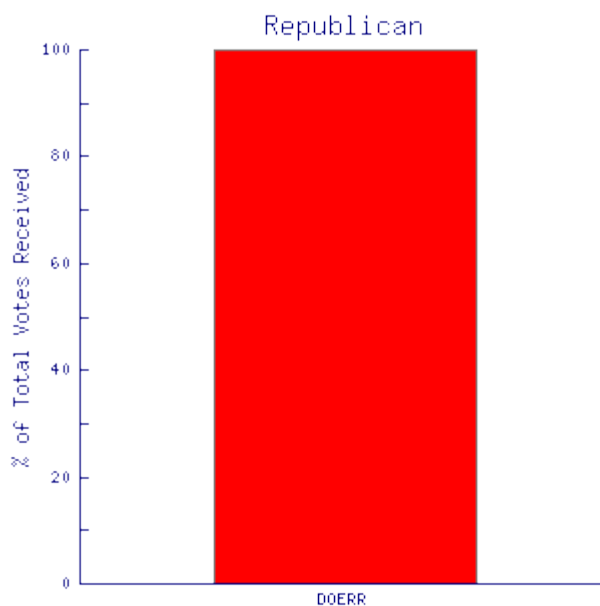
webmaster@mcntv.com

[Click here to return to race list](#)



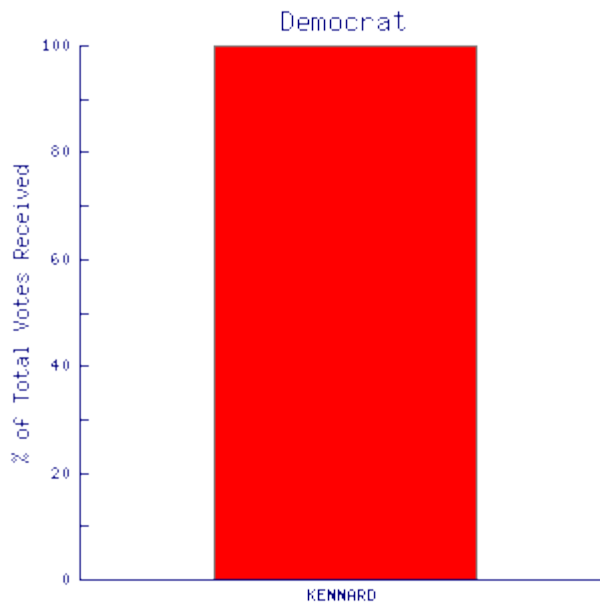
County Commission 24th District One 2-year term

View [precinct breakdown](#) or [community totals](#).



Republican		
JACK A DOERR	1,937	100.0%

100.0% of precincts reporting.



Democrat		
PEGGY A KENNARD	3,729	100.0%

100.0% of precincts reporting.

These same results may also be obtained via:

- Election Telephone Hotline: 586.469.5209.
- 24-Hour Fax (Within MI): 1.888.99.CLERK (request document number 6700).
- 24-Hour Fax (Outside of MI): 1.310.575.5035 (request document number 6700).

www.MCNTV.com

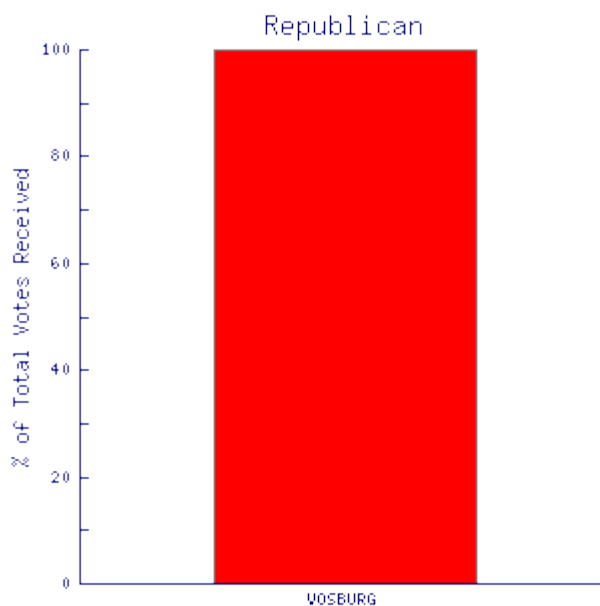
webmaster@mcntv.com

[Click here to return to race list](#)



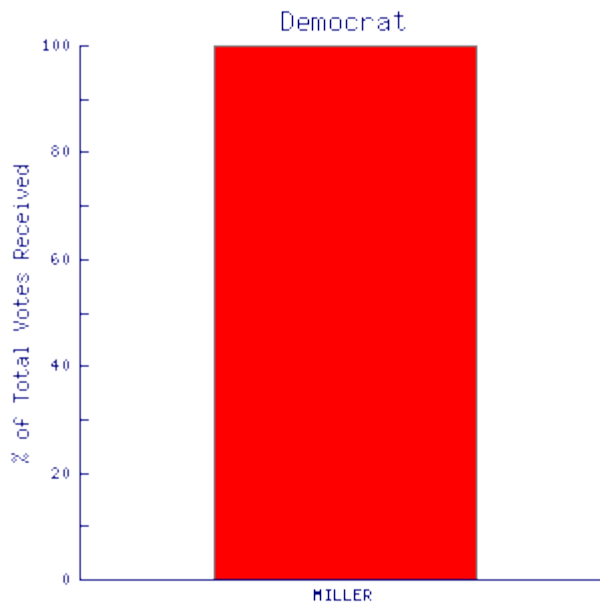
County Commission 25th District One 2-year term

View [precinct breakdown](#) or [community totals](#).



Republican		
KATHY D VOSBURG	1,144	100.0%

100.0% of precincts reporting.



Democrat		
JOE MILLER	990	100.0%

100.0% of precincts reporting.

These same results may also be obtained via:

- Election Telephone Hotline: 586.469.5209.
- 24-Hour Fax (Within MI): 1.888.99.CLERK (request document number 6700).
- 24-Hour Fax (Outside of MI): 1.310.575.5035 (request document number 6700).

www.MCNTV.com

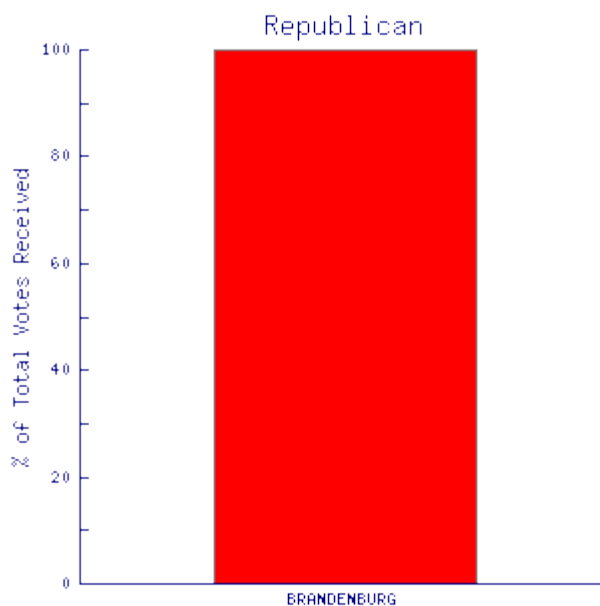
webmaster@mcntv.com

[Click here to return to race list](#)



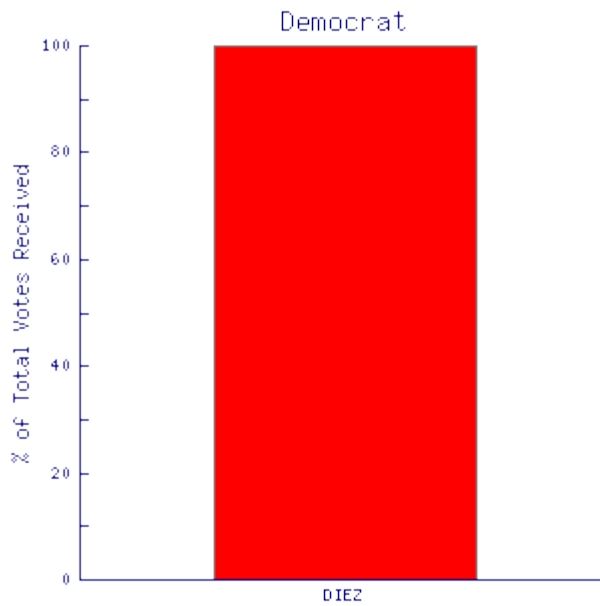
County Commission 26th District One 2-year term

View [precinct breakdown](#) or [community totals](#).



Republican		
NICHOLYN ANN BRANDENBURG	2,028	100.0%

100.0% of precincts reporting.



Democrat		
JAMES DIEZ	1,034	100.0%

100.0% of precincts reporting.

These same results may also be obtained via:

- Election Telephone Hotline: 586.469.5209.
- 24-Hour Fax (Within MI): 1.888.99.CLERK (request document number 6700).
- 24-Hour Fax (Outside of MI): 1.310.575.5035 (request document number 6700).

www.MCNTV.com

webmaster@mcntv.com



Click below for the official results of the August 3, 2004 Primary Election for Macomb County as the results are tabulated. This site is brought to you by [Macomb County Clerk/Register of Deeds Carmella Sabaugh](#) and the [Macomb Cable Network](#). Macomb County campaign finance documents are available [online](#).

U.S. House of Representatives

- » [District 10](#)
- » [District 12](#)

State House of Representatives

- » [District 24](#)
- » [District 25](#)
- » [District 28](#)
- » [District 30](#)
- » [District 31](#)
- » [District 32](#)
- » [District 33](#)
- » [District 36](#)
- » [District 42](#)

Countywide Offices

- » [Prosecuting Attorney](#)
- » [Sheriff](#)
- » [Clerk/Register of Deeds](#)
- » [Treasurer](#)
- » [Public Works Commissioner](#)

County Commission

- » [District 1](#)
- » [District 2](#)
- » [District 3](#)
- » [District 4](#)
- » [District 5](#)
- » [District 6](#)
- » [District 7](#)
- » [District 8](#)
- » [District 9](#)
- » [District 10](#)
- » [District 11](#)
- » [District 12](#)
- » [District 13](#)
- » [District 14](#)

- » [District 15](#)
- » [District 16](#)
- » [District 17](#)
- » [District 18](#)
- » [District 19](#)
- » [District 20](#)
- » [District 21](#)
- » [District 22](#)
- » [District 23](#)
- » [District 24](#)
- » [District 25](#)
- » [District 26](#)

These same results may also be obtained via:

- Election Telephone Hotline: 586.469.5209.
- 24-Hour Fax (Within MI): 1.888.99.CLERK (request document number 6700).
- 24-Hour Fax (Outside of MI): 1.310.575.5035 (request document number 6700).

www.MCNTV.com

webmaster@mcntv.com

[Click here to return to race list](#)



U.S. Representative 10th District
One 2-year term
Precinct Breakdown

View [summary report](#).

	CANDICE S. MILLER (REP)	ROB CASEY (DEM)
Memphis		
001	40	24
New Baltimore		
001	45	60
002	75	74
003	158	169
004	80	83
Richmond		
001	147	127
002	111	67
Sterling Heights		
011	143	163
012	87	95
014	53	54
017	79	89
018	56	89
019	91	104
020	158	133
021	64	117
022	72	67
023	44	66
024	73	83
025	83	80
026	108	101

027	60	70
028	110	138
029	55	74
030	91	70
031	69	99
032	105	94
033	104	88
034	102	112
035	49	82
036	28	55
037	86	79
038	91	97
039	41	61
040	154	162
041	107	82
042	53	77
043	72	95
044	31	37
045	112	74
048	113	89
049	169	128
050	280	169
051	129	98
052	54	41

Utica

001	37	39
002	98	97
003	60	78

Armada Township

001	600	60
002	275	42

Bruce Township

001	221	39
002	450	28
003	300	37
004	179	15
901	491	71

Chesterfield Township

001	139	98
002	144	121

003	99	114
004	121	101
005	133	107
006	91	78
007	114	79
008	146	97
009	67	62
010	170	105
011	150	122
012	73	71
013	134	86
014	106	90
015	11	27

Harrison Township

001	239	128
002	136	61
003	213	83
004	499	100
005	509	80
006	411	98
007	451	131
008	27	35
009	368	63
010	268	66
011	189	93
012	84	49

Lenox Township

001	80	67
002	91	99
003	35	81
004	13	14

Macomb Township

001	188	76
002	186	100
003	165	69
004	209	99
005	186	93
006	163	82
007	211	85
008	156	92

009	192	69
010	88	57
011	215	65
012	232	80
013	181	43
014	178	58
015	293	126
016	246	65
017	154	57
018	104	78
019	79	93
020	164	85
021	289	167
022	226	97
023	244	47
024	253	98

Ray Township

001	248	14
002	338	25
901	142	16

Richmond Township

001	202	57
-----	-----	----

Shelby Township

001	290	48
002	262	77
003	101	38
004	177	55
005	222	47
006	65	47
007	341	79
008	209	52
009	72	42
010	138	45
011	112	48
012	282	38
013	143	42
014	222	37
015	163	34
016	287	49
017	221	41

018	134	32
019	173	33
020	94	43
021	23	17
022	352	59
023	322	42
024	351	59
025	272	37
026	277	129
027	208	84
028	406	166
029	85	30
Washington Township		
001	83	29
002	107	64
003	103	39
004	47	51
005	133	39
006	83	37
007	93	34
008	73	37
009	98	37
901	576	257

These same results may also be obtained via:

- Election Telephone Hotline: 586.469.5209.
- 24-Hour Fax (Within MI): 1.888.99.CLERK (request document number 6700).
- 24-Hour Fax (Outside of MI): 1.310.575.5035 (request document number 6700).

www.MCNTV.com

webmaster@mcntv.com

[Click here to return to race list](#)



U.S. Representative 10th District
One 2-year term
Community Totals

View [summary report](#).

	ROB CASEY (DEM)	CANDICE S. MILLER (REP)
Memphis	24	40
New Baltimore	386	358
Richmond	194	258
Sterling Heights	3,412	3,376
Utica	214	195
Armada Township	102	875
Bruce Township	190	1,641
Chesterfield Township	1,358	1,698
Harrison Township	987	3,394
Lenox Township	261	219
Macomb Township	1,981	4,602
Ray Township	55	728
Richmond Township	57	202
Shelby Township	1,550	6,004
Washington Township	624	1,396

These same results may also be obtained via:

- Election Telephone Hotline: 586.469.5209.
- 24-Hour Fax (Within MI): 1.888.99.CLERK (request document number 6700).
- 24-Hour Fax (Outside of MI): 1.310.575.5035 (request document number 6700).

www.MCNTV.com

webmaster@mcntv.com

[Click here to return to race list](#)



U.S. Representative 12th District
One 2-year term
Precinct Breakdown

View [summary report](#).

	RANDELL J. SHAFER (REP)	SANDER LEVIN (DEM)
Center Line		
001	52	135
002	24	89
003	23	118
004	33	101
005	20	111
901	53	370
Eastpointe		
001	26	115
002	33	119
003	49	165
004	53	144
005	38	107
006	18	88
007	42	163
008	28	139
009	24	102
010	35	90
011	29	116
012	57	159
013	58	143
014	64	183
Fraser		
001	28	60
002	46	74

003	58	136
004	54	78
005	14	31
006	56	78
007	26	55
901	119	203
902	51	167
Mt. Clemens		
001	6	167
002	59	175
003	34	96
004	30	90
005	10	80
006	26	125
008	30	64
009	34	89
010	25	43
901	114	364
Roseville		
001	26	109
002	37	112
003	34	184
004	29	163
005	52	172
006	21	122
007	27	108
008	43	156
009	38	122
010	19	61
011	11	87
012	28	117
013	21	99
014	36	146
015	71	227
016	68	250
017	25	72
018	78	177
019	28	81
020	28	110
021	53	100

St. Clair Shores

001	366	363
002	212	290
003	183	287
004	134	209
005	172	347
006	182	329
007	97	190
008	205	418
009	70	211
010	265	453
011	330	437
012	284	368
013	135	211
014	72	145
015	213	361
016	193	392
017	264	462
018	188	289
019	155	270
020	120	234
021	131	299
022	157	208
023	165	352
024	224	461

Sterling Heights

001	67	129
002	77	167
003	93	208
004	110	235
005	173	274
006	139	214
008	34	46
009	87	128
010	98	185
013	43	82
015	66	120
016	40	116
046	86	141
047	42	81

Warren		
001	5	20
002	12	50
003	10	55
004	23	79
006	8	40
008	13	57
010	21	59
011	12	35
012	23	55
013	15	87
015	9	28
016	4	36
017	8	41
018	5	32
020	8	33
021	3	14
022	13	31
023	10	40
024	10	38
026	9	33
027	5	22
028	10	36
029	39	79
032	12	32
033	11	37
034	13	62
036	20	59
037	15	49
038	14	32
039	16	34
040	21	41
041	13	40
042	22	60
043	5	10
045	28	43
046	33	96
047	13	30
048	27	98
049	14	35