



Click below for the official results of the November 5, 2002 General Election for Macomb County as the results are tabulated. This site is brought to you by [Macomb County Clerk/Register of Deeds Carmella Sabaugh](#) and the [Macomb Cable Network](#).

Governor

» [Michigan](#)

Secretary of State

» [Michigan](#)

Attorney General

» [Michigan](#)

U.S. Senator

» [Michigan](#)

U.S. House of Representatives

» [District 10](#)

» [District 12](#)

State Senate

» [District 9](#)

» [District 10](#)

» [District 11](#)

State House of Representatives

» [District 24](#)

» [District 25](#)

» [District 28](#)

» [District 30](#)

» [District 31](#)

» [District 32](#)

» [District 33](#)

» [District 36](#)

» [District 42](#)

State Boards

» [State Board of Education](#)

» [Regent of University of Michigan](#)

» [Trustee of Michigan State University](#)

» [Governor of Wayne State University](#)

[Click here to return to race list](#)

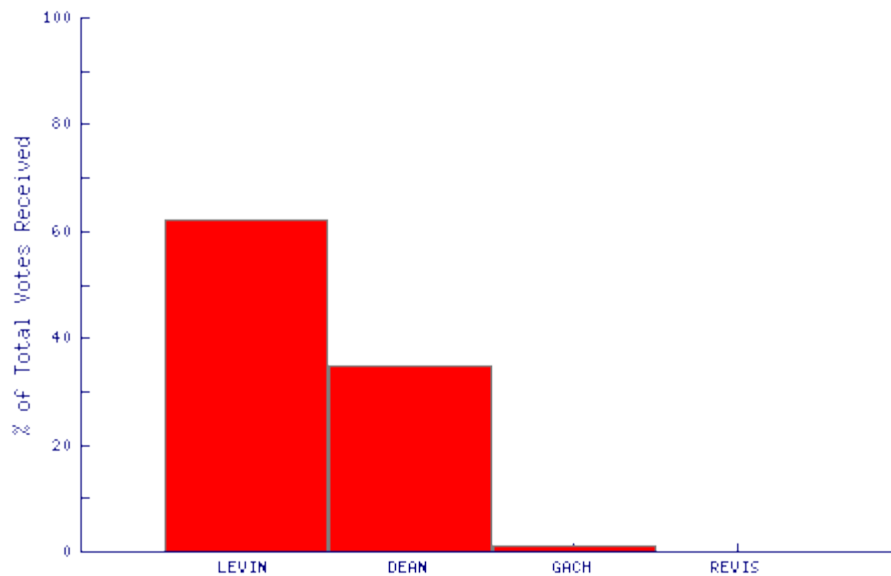
THE 2002 VOTE

U.S. Representative 12th District

One 2-year term

ONLY Macomb County Official Election Results

View [precinct breakdown](#) or [community totals](#).



SANDER LEVIN DEM **86,314** **62%**

HARVEY R. DEAN REP **49,773** **35%**

DICK GACH LIB **1,857** **1%**

STEVEN T. REVIS UST **1,077** **0%**

100.0% of precincts reporting.

These same results may also be obtained via:

- Election Telephone Hotline: 586.469.5209.
- 24-Hour Fax (Within MI): 1.888.99.CLERK (request document number 6710).
- 24-Hour Fax (Outside of MI): 1.310.575.5035 (request document number 6710).

www.MCNTV.com

webmaster@mcntv.com

[Click here to return to race list](#)

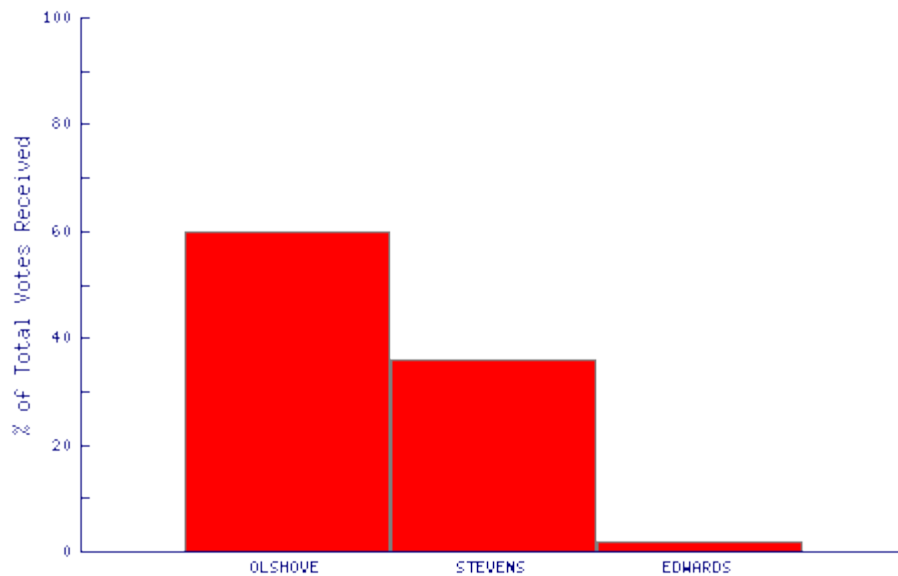
THE 2002 VOTE

State Senator 9th District

One 4-year term

ONLY Macomb County Official Election Results

View [precinct breakdown](#) or [community totals](#).



DENNIS OLSHOVE	DEM	47,609	60%
-----------------------	-----	---------------	------------

CECELIA A. STEVENS	REP	28,588	36%
---------------------------	-----	---------------	------------

KEITH P. EDWARDS	LIB	2,085	2%
-------------------------	-----	--------------	-----------

100.0% of precincts reporting.

These same results may also be obtained via:

- Election Telephone Hotline: 586.469.5209.

- 24-Hour Fax (Within MI): 1.888.99.CLERK (request document number 6710).
- 24-Hour Fax (Outside of MI): 1.310.575.5035 (request document number 6710).

www.MCNTV.com

webmaster@mcntv.com

[Click here to return to race list](#)

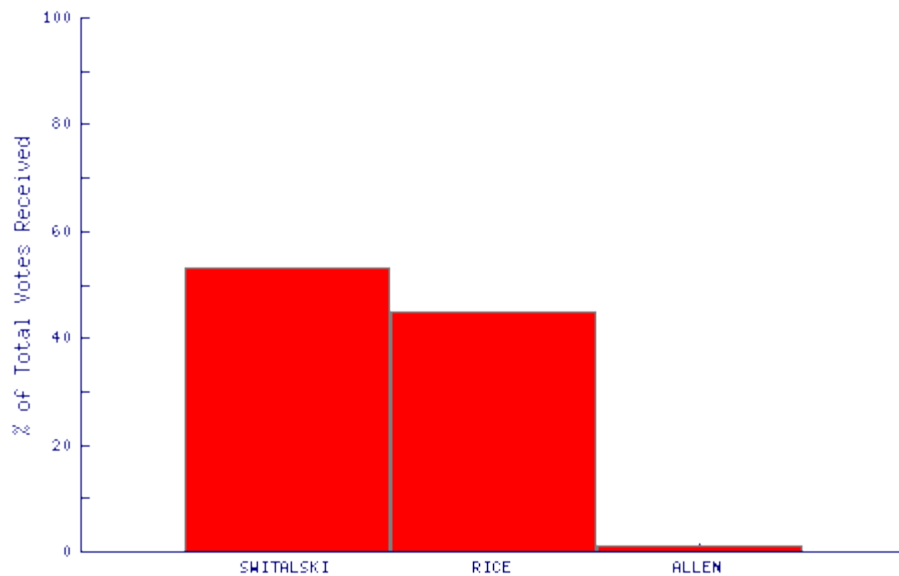
THE 2002 VOTE

State Senator 10th District

One 4-year term

ONLY Macomb County Official Election Results

View [precinct breakdown](#) or [community totals](#).



MICHAEL SWITALSKI DEM **42,822** **53%**

STEVE RICE REP **36,424** **45%**

SCOTT W. ALLEN LIB **1,462** **1%**

100.0% of precincts reporting.

These same results may also be obtained via:

- Election Telephone Hotline: 586.469.5209.

- 24-Hour Fax (Within MI): 1.888.99.CLERK (request document number 6710).
- 24-Hour Fax (Outside of MI): 1.310.575.5035 (request document number 6710).

www.MCNTV.com

webmaster@mcntv.com

[Click here to return to race list](#)

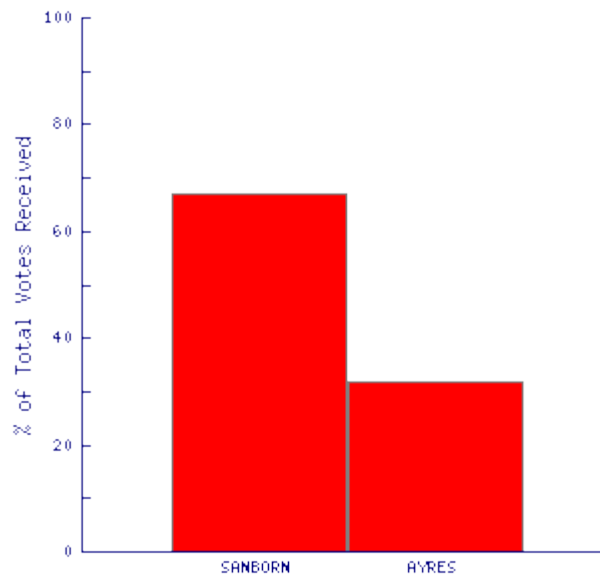


State Senator 11th District

One 4-year term

ONLY Macomb County Official Election Results

View [precinct breakdown](#) or [community totals](#).



ALAN SANBORN REP 55,859 67%

JIM AYRES DEM 26,365 32%

100.0% of precincts reporting.

These same results may also be obtained via:

- Election Telephone Hotline: 586.469.5209.
- 24-Hour Fax (Within MI): 1.888.99.CLERK (request document number 6710).
- 24-Hour Fax (Outside of MI): 1.310.575.5035 (request document number 6710).

www.MCNTV.com

webmaster@mcntv.com

[Click here to return to race list](#)

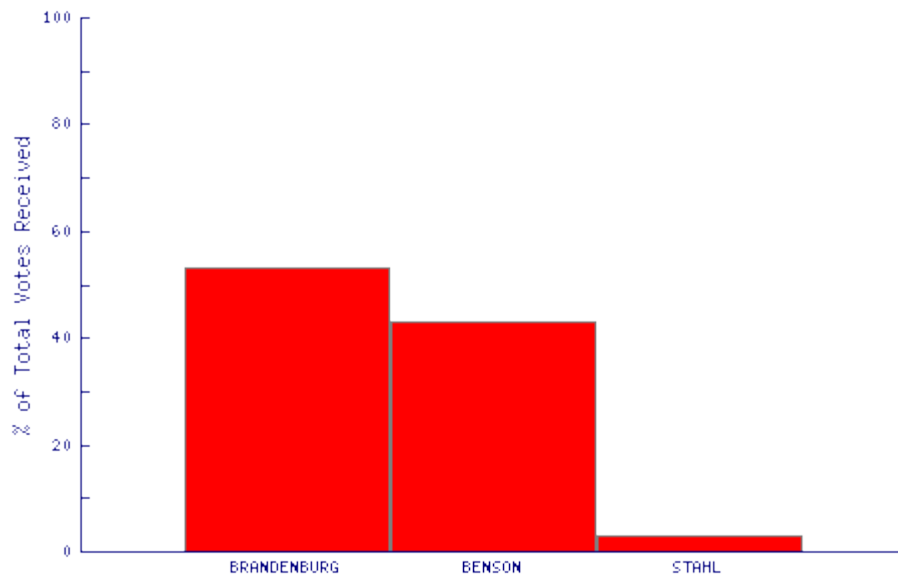
THE 2002 VOTE

State Representative 24th District

One 2-year term

ONLY Macomb County Official Election Results

View [precinct breakdown](#) or [community totals](#).



JACK BRANDENBURG REP 17,697 53%

FRANK P. BENSON DEM 14,296 43%

ERIN STAHL LIB 1,049 3%

100.0% of precincts reporting.

These same results may also be obtained via:

- Election Telephone Hotline: 586.469.5209.

- 24-Hour Fax (Within MI): 1.888.99.CLERK (request document number 6710).
- 24-Hour Fax (Outside of MI): 1.310.575.5035 (request document number 6710).

www.MCNTV.com

webmaster@mcntv.com

[Click here to return to race list](#)

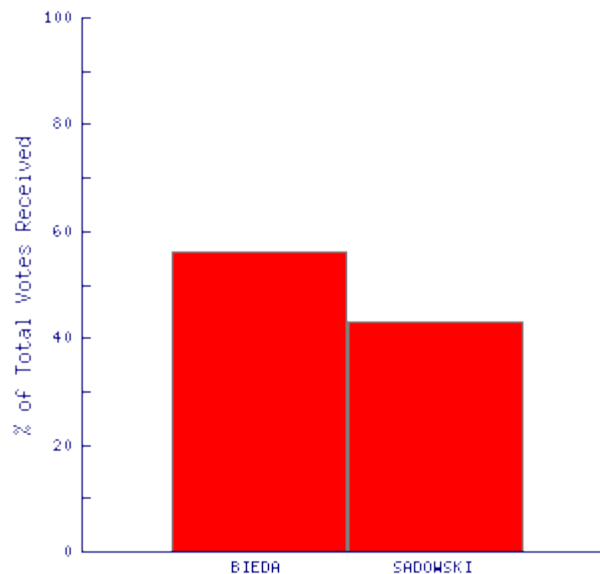


State Representative 25th District

One 2-year term

ONLY Macomb County Official Election Results

View [precinct breakdown](#) or [community totals](#).



STEVE BIEDA	DEM 16,910 56%
--------------------	-----------------------

KEITH SADOWSKI	REP 12,893 43%
-----------------------	-----------------------

100.0% of precincts reporting.

These same results may also be obtained via:

- Election Telephone Hotline: 586.469.5209.
- 24-Hour Fax (Within MI): 1.888.99.CLERK (request document number 6710).
- 24-Hour Fax (Outside of MI): 1.310.575.5035 (request document number 6710).

www.MCNTV.com

webmaster@mcntv.com

[Click here to return to race list](#)

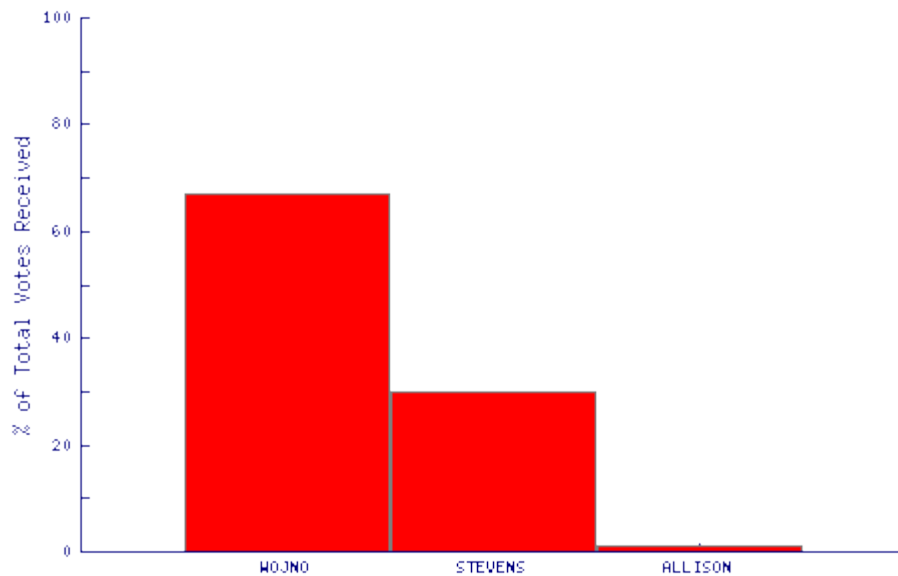


State Representative 28th District

One 2-year term

ONLY Macomb County Official Election Results

View [precinct breakdown](#) or [community totals](#).



LISA WOJNO	DEM	14,998	67%
-------------------	------------	---------------	------------

SCOTT C. STEVENS	REP	6,883	30%
-------------------------	------------	--------------	------------

JAMES ALLISON	LIB	415	1%
----------------------	------------	------------	-----------

100.0% of precincts reporting.

These same results may also be obtained via:

- Election Telephone Hotline: 586.469.5209.

- 24-Hour Fax (Within MI): 1.888.99.CLERK (request document number 6710).
- 24-Hour Fax (Outside of MI): 1.310.575.5035 (request document number 6710).

www.MCNTV.com

webmaster@mcntv.com

[Click here to return to race list](#)

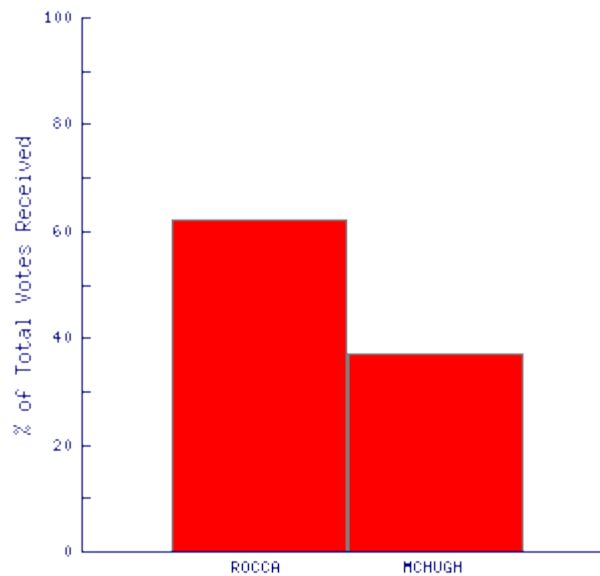


State Representative 30th District

One 2-year term

ONLY Macomb County Official Election Results

View [precinct breakdown](#) or [community totals](#).



SAL ROCCA REP **17,243** **62%**

JOE MCHUGH DEM **10,392** **37%**

100.0% of precincts reporting.

These same results may also be obtained via:

- Election Telephone Hotline: 586.469.5209.
- 24-Hour Fax (Within MI): 1.888.99.CLERK (request document number 6710).
- 24-Hour Fax (Outside of MI): 1.310.575.5035 (request document number 6710).

www.MCNTV.com

webmaster@mcntv.com

[Click here to return to race list](#)

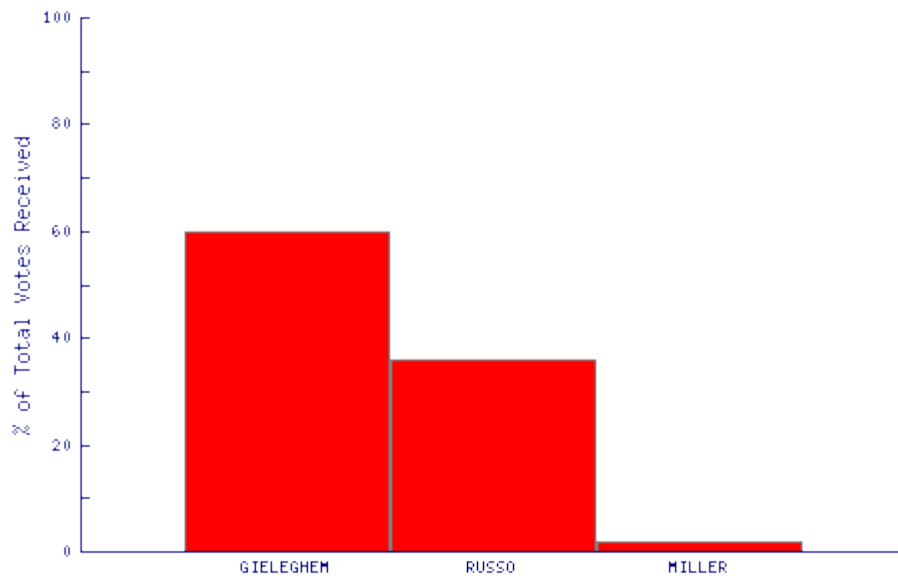
THE 2002 VOTE

State Representative 31st District

One 2-year term

ONLY Macomb County Official Election Results

View [precinct breakdown](#) or [community totals](#).



PAUL GIELEGHEM	DEM	14,663	60%
-----------------------	------------	---------------	------------

SHERYL RUSSO	REP	9,021	36%
---------------------	------------	--------------	------------

JAMES MILLER	LIB	701	2%
---------------------	------------	------------	-----------

100.0% of precincts reporting.

These same results may also be obtained via:

- Election Telephone Hotline: 586.469.5209.

- 24-Hour Fax (Within MI): 1.888.99.CLERK (request document number 6710).
- 24-Hour Fax (Outside of MI): 1.310.575.5035 (request document number 6710).

www.MCNTV.com

webmaster@mcntv.com

[Click here to return to race list](#)

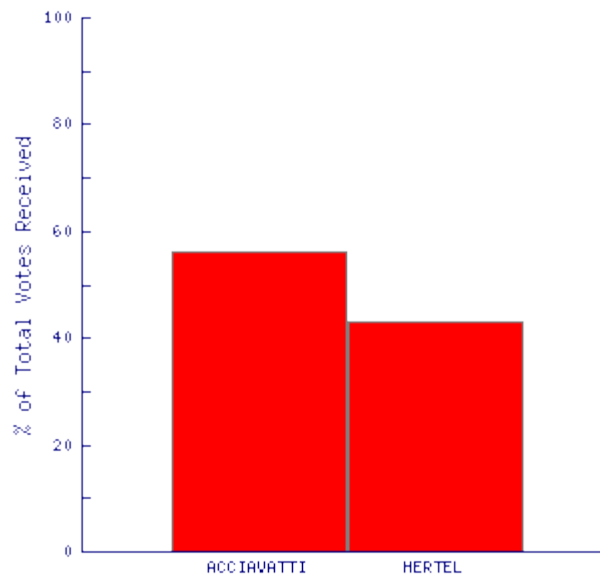


State Representative 32nd District

One 2-year term

ONLY Macomb County Official Election Results

View [precinct breakdown](#) or [community totals](#).



DANIEL JOSEPH ACCIAVATTI	REP	11,990	56%
---------------------------------	------------	---------------	------------

JOHN J. HERTEL	DEM	9,076	43%
-----------------------	------------	--------------	------------

100.0% of precincts reporting.

These same results may also be obtained via:

- Election Telephone Hotline: 586.469.5209.
- 24-Hour Fax (Within MI): 1.888.99.CLERK (request document number 6710).
- 24-Hour Fax (Outside of MI): 1.310.575.5035 (request document number 6710).

www.MCNTV.com

webmaster@mcntv.com

[Click here to return to race list](#)

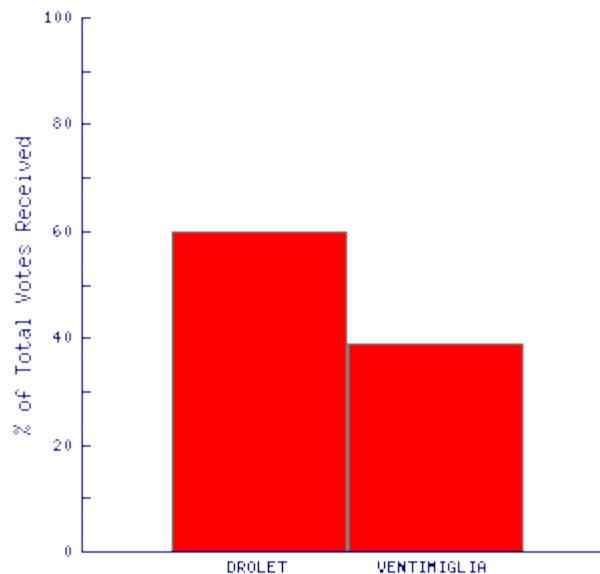


State Representative 33rd District

One 2-year term

ONLY Macomb County Official Election Results

View [precinct breakdown](#) or [community totals](#).



LEON DROLET	REP 17,856 60%
--------------------	-----------------------

ANTHONY VENTIMIGLIA	DEM 11,822 39%
----------------------------	-----------------------

100.0% of precincts reporting.

These same results may also be obtained via:

- Election Telephone Hotline: 586.469.5209.
- 24-Hour Fax (Within MI): 1.888.99.CLERK (request document number 6710).
- 24-Hour Fax (Outside of MI): 1.310.575.5035 (request document number 6710).

www.MCNTV.com

webmaster@mcntv.com

[Click here to return to race list](#)

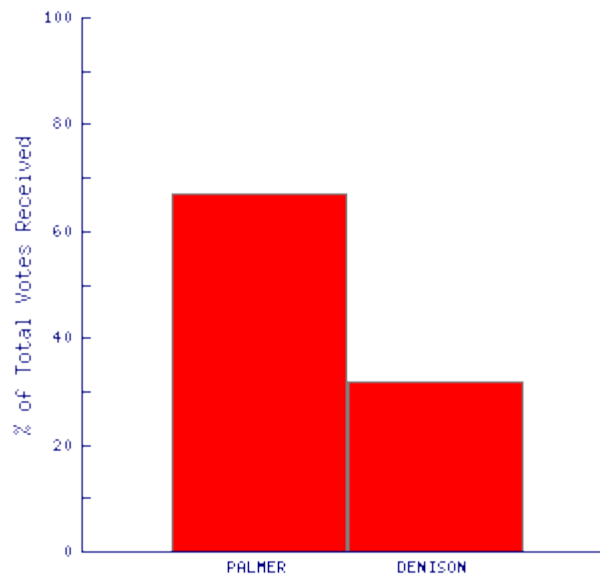


State Representative 36th District

One 2-year term

ONLY Macomb County Official Election Results

View [precinct breakdown](#) or [community totals](#).



BRIAN PALMER	REP	20,013	67%
---------------------	-----	---------------	------------

ROBERT DENISON	DEM	9,699	32%
-----------------------	-----	--------------	------------

100.0% of precincts reporting.

These same results may also be obtained via:

- Election Telephone Hotline: 586.469.5209.
- 24-Hour Fax (Within MI): 1.888.99.CLERK (request document number 6710).
- 24-Hour Fax (Outside of MI): 1.310.575.5035 (request document number 6710).

www.MCNTV.com

webmaster@mcntv.com

[Click here to return to race list](#)

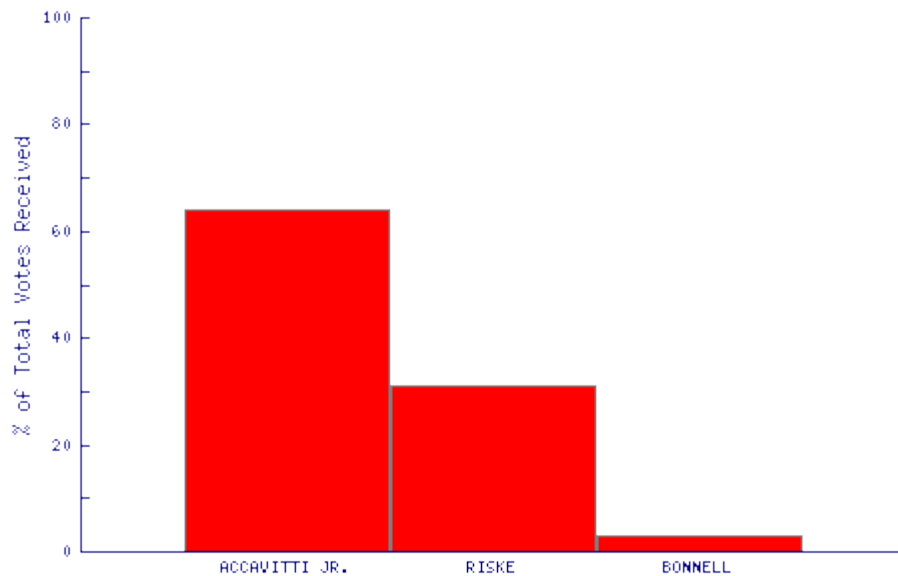
THE 2002 VOTE

State Representative 42nd District

One 2-year term

ONLY Macomb County Official Election Results

View [precinct breakdown](#) or [community totals](#).



FRANK ACCAVITTI JR. DEM 15,746 64%

JIM RISKE REP 7,580 31%

JOHN C. BONNELL LIB 955 3%

100.0% of precincts reporting.

These same results may also be obtained via:

- Election Telephone Hotline: 586.469.5209.

- 24-Hour Fax (Within MI): 1.888.99.CLERK (request document number 6710).
- 24-Hour Fax (Outside of MI): 1.310.575.5035 (request document number 6710).

www.MCNTV.com

webmaster@mcntv.com