



Click below for the official results of the November 5, 2002 General Election for Macomb County as the results are tabulated. This site is brought to you by [Macomb County Clerk/Register of Deeds Carmella Sabaugh](#) and the [Macomb Cable Network](#).

## Governor

» [Michigan](#)

## Secretary of State

» [Michigan](#)

## Attorney General

» [Michigan](#)

## U.S. Senator

» [Michigan](#)

## U.S. House of Representatives

» [District 10](#)

» [District 12](#)

## State Senate

» [District 9](#)

» [District 10](#)

» [District 11](#)

## State House of Representatives

» [District 24](#)

» [District 25](#)

» [District 28](#)

» [District 30](#)

» [District 31](#)

» [District 32](#)

» [District 33](#)

» [District 36](#)

» [District 42](#)

## State Boards

» [State Board of Education](#)

» [Regent of University of Michigan](#)

» [Trustee of Michigan State University](#)

» [Governor of Wayne State University](#)

[Click here to return to race list](#)

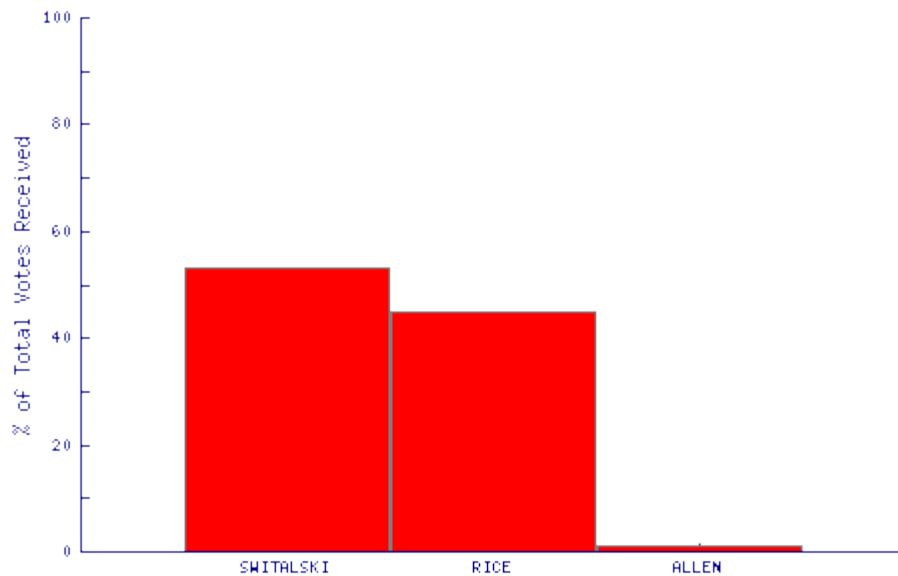
# THE 2002 VOTE

## State Senator 10th District

One 4-year term

ONLY Macomb County Official Election Results

View [precinct breakdown](#) or [community totals](#).



---

**MICHAEL SWITALSKI** DEM **42,822** **53%**

---

**STEVE RICE** REP **36,424** **45%**

---

**SCOTT W. ALLEN** LIB **1,462** **1%**

---

**100.0%** of precincts reporting.

These same results may also be obtained via:

- Election Telephone Hotline: 586.469.5209.

- 24-Hour Fax (Within MI): 1.888.99.CLERK (request document number 6710).
- 24-Hour Fax (Outside of MI): 1.310.575.5035 (request document number 6710).

**[www.MCNTV.com](http://www.MCNTV.com)**

[webmaster@mcntv.com](mailto:webmaster@mcntv.com)

[Click here to return to race list](#)

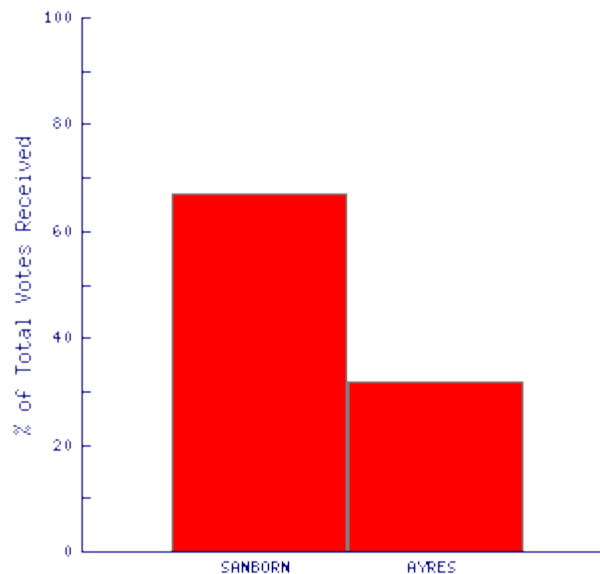


## State Senator 11th District

One 4-year term

ONLY Macomb County Official Election Results

View [precinct breakdown](#) or [community totals](#).



---

**ALAN SANBORN REP 55,859 67%**

---

**JIM AYRES DEM 26,365 32%**

---

**100.0%** of precincts reporting.

These same results may also be obtained via:

- Election Telephone Hotline: 586.469.5209.
- 24-Hour Fax (Within MI): 1.888.99.CLERK (request document number 6710).
- 24-Hour Fax (Outside of MI): 1.310.575.5035 (request document number 6710).

**[www.MCNTV.com](http://www.MCNTV.com)**

[webmaster@mcntv.com](mailto:webmaster@mcntv.com)

[Click here to return to race list](#)

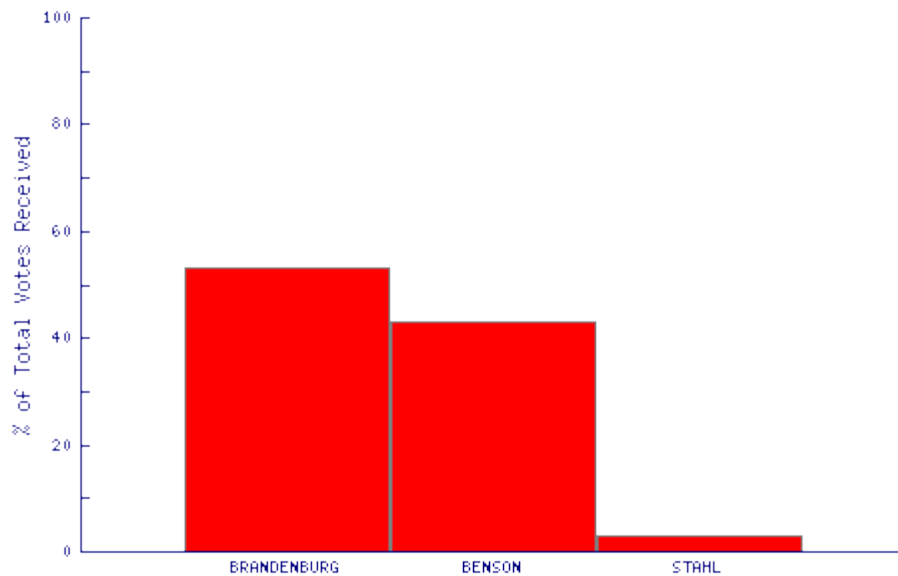
# THE 2002 VOTE

## State Representative 24th District

One 2-year term

ONLY Macomb County Official Election Results

View [precinct breakdown](#) or [community totals](#).



---

**JACK BRANDENBURG** REP 17,697 53%

---

**FRANK P. BENSON** DEM 14,296 43%

---

**ERIN STAHL** LIB 1,049 3%

---

100.0% of precincts reporting.

These same results may also be obtained via:

- Election Telephone Hotline: 586.469.5209.

- 24-Hour Fax (Within MI): 1.888.99.CLERK (request document number 6710).
- 24-Hour Fax (Outside of MI): 1.310.575.5035 (request document number 6710).

**[www.MCNTV.com](http://www.MCNTV.com)**

[webmaster@mcntv.com](mailto:webmaster@mcntv.com)

[Click here to return to race list](#)

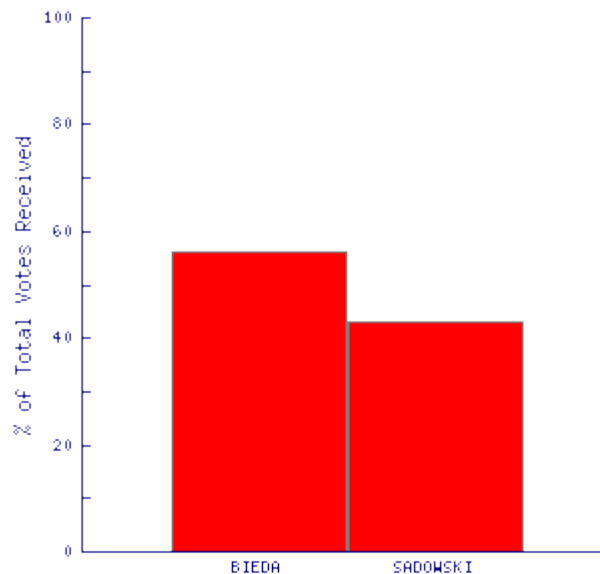


## State Representative 25th District

One 2-year term

ONLY Macomb County Official Election Results

View [precinct breakdown](#) or [community totals](#).



---

<b>STEVE BIEDA</b>	<b>DEM 16,910 56%</b>
--------------------	-----------------------

---

<b>KEITH SADOWSKI</b>	<b>REP 12,893 43%</b>
-----------------------	-----------------------

---

**100.0%** of precincts reporting.

These same results may also be obtained via:

- Election Telephone Hotline: 586.469.5209.
- 24-Hour Fax (Within MI): 1.888.99.CLERK (request document number 6710).
- 24-Hour Fax (Outside of MI): 1.310.575.5035 (request document number 6710).



**[www.MCNTV.com](http://www.MCNTV.com)**

[webmaster@mcntv.com](mailto:webmaster@mcntv.com)

[Click here to return to race list](#)

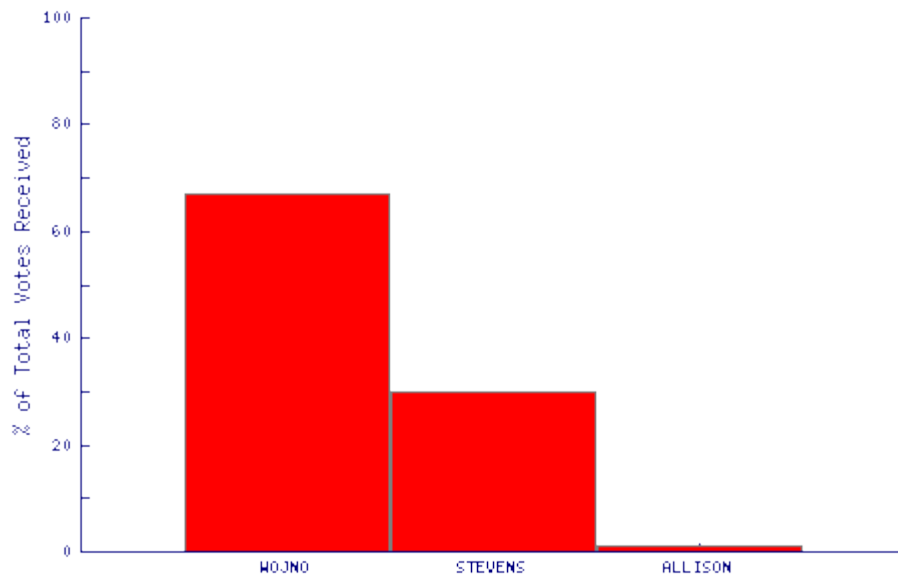
# THE 2002 VOTE

## State Representative 28th District

One 2-year term

ONLY Macomb County Official Election Results

View [precinct breakdown](#) or [community totals](#).



---

<b>LISA WOJNO</b>	<b>DEM</b>	<b>14,998</b>	<b>67%</b>
-------------------	------------	---------------	------------

---

<b>SCOTT C. STEVENS</b>	<b>REP</b>	<b>6,883</b>	<b>30%</b>
-------------------------	------------	--------------	------------

---

<b>JAMES ALLISON</b>	<b>LIB</b>	<b>415</b>	<b>1%</b>
----------------------	------------	------------	-----------

---

100.0% of precincts reporting.

These same results may also be obtained via:

- Election Telephone Hotline: 586.469.5209.

- 24-Hour Fax (Within MI): 1.888.99.CLERK (request document number 6710).
- 24-Hour Fax (Outside of MI): 1.310.575.5035 (request document number 6710).

**[www.MCNTV.com](http://www.MCNTV.com)**

[webmaster@mcntv.com](mailto:webmaster@mcntv.com)

[Click here to return to race list](#)

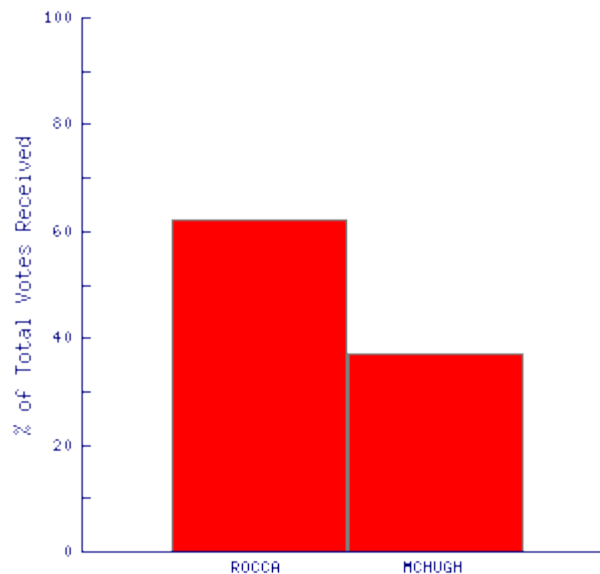


## State Representative 30th District

One 2-year term

ONLY Macomb County Official Election Results

View [precinct breakdown](#) or [community totals](#).



---

**SAL ROCCA**    REP   **17,243**   **62%**

---

**JOE MCHUGH**   DEM   **10,392**   **37%**

---

**100.0%** of precincts reporting.

These same results may also be obtained via:

- Election Telephone Hotline: 586.469.5209.
- 24-Hour Fax (Within MI): 1.888.99.CLERK (request document number 6710).
- 24-Hour Fax (Outside of MI): 1.310.575.5035 (request document number 6710).

**[www.MCNTV.com](http://www.MCNTV.com)**

[webmaster@mcntv.com](mailto:webmaster@mcntv.com)

[Click here to return to race list](#)

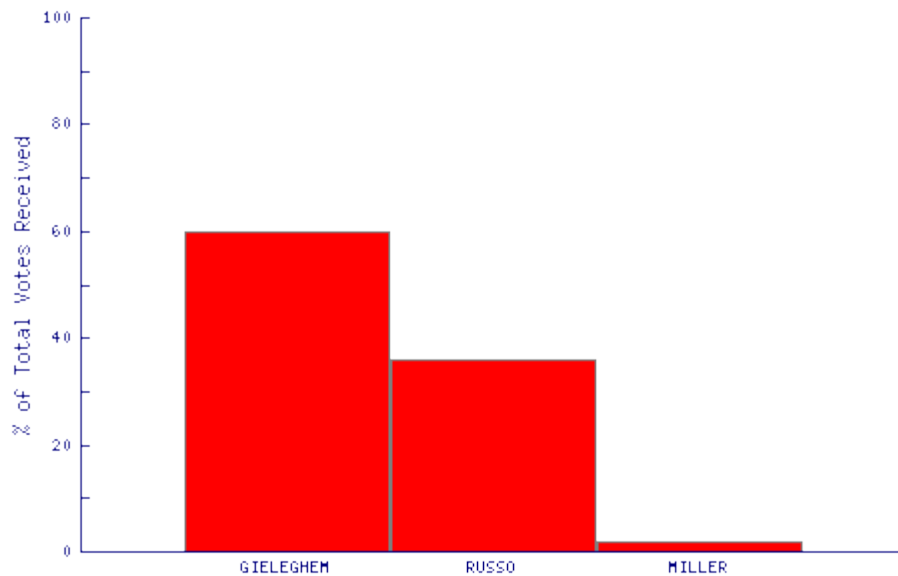
# THE 2002 VOTE

## State Representative 31st District

One 2-year term

ONLY Macomb County Official Election Results

View [precinct breakdown](#) or [community totals](#).



---

<b>PAUL GIELEGHEM</b>	<b>DEM</b>	<b>14,663</b>	<b>60%</b>
-----------------------	------------	---------------	------------

---

<b>SHERYL RUSSO</b>	<b>REP</b>	<b>9,021</b>	<b>36%</b>
---------------------	------------	--------------	------------

---

<b>JAMES MILLER</b>	<b>LIB</b>	<b>701</b>	<b>2%</b>
---------------------	------------	------------	-----------

---

100.0% of precincts reporting.

These same results may also be obtained via:

- Election Telephone Hotline: 586.469.5209.

- 24-Hour Fax (Within MI): 1.888.99.CLERK (request document number 6710).
- 24-Hour Fax (Outside of MI): 1.310.575.5035 (request document number 6710).

**[www.MCNTV.com](http://www.MCNTV.com)**

[webmaster@mcntv.com](mailto:webmaster@mcntv.com)

[Click here to return to race list](#)

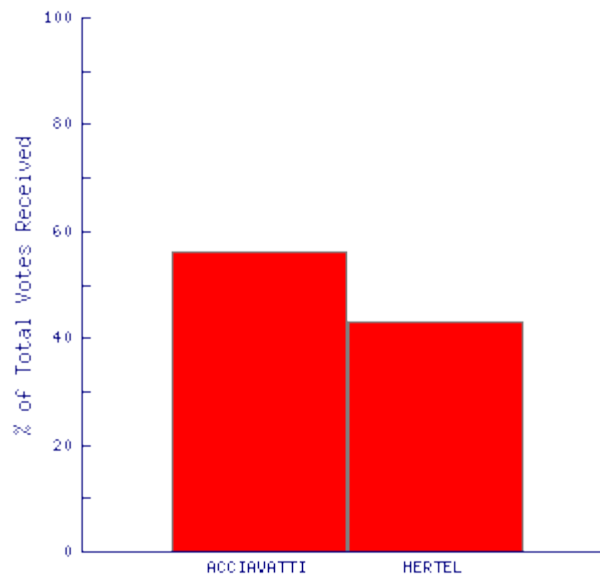


## State Representative 32nd District

One 2-year term

ONLY Macomb County Official Election Results

View [precinct breakdown](#) or [community totals](#).



---

<b>DANIEL JOSEPH ACCIAVATTI</b>	<b>REP</b>	<b>11,990</b>	<b>56%</b>
---------------------------------	------------	---------------	------------

---

<b>JOHN J. HERTEL</b>	<b>DEM</b>	<b>9,076</b>	<b>43%</b>
-----------------------	------------	--------------	------------

---

**100.0%** of precincts reporting.

These same results may also be obtained via:

- Election Telephone Hotline: 586.469.5209.
- 24-Hour Fax (Within MI): 1.888.99.CLERK (request document number 6710).
- 24-Hour Fax (Outside of MI): 1.310.575.5035 (request document number 6710).



**[www.MCNTV.com](http://www.MCNTV.com)**

[webmaster@mcntv.com](mailto:webmaster@mcntv.com)

[Click here to return to race list](#)

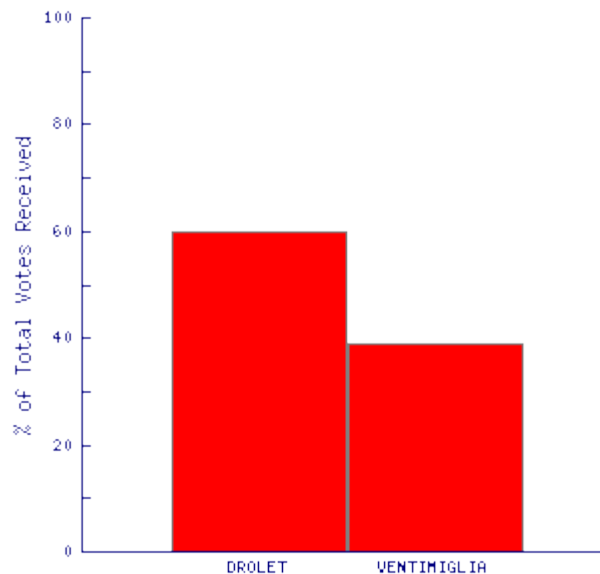


## State Representative 33rd District

One 2-year term

ONLY Macomb County Official Election Results

View [precinct breakdown](#) or [community totals](#).



---

<b>LEON DROLET</b>	<b>REP 17,856 60%</b>
--------------------	-----------------------

---

<b>ANTHONY VENTIMIGLIA</b>	<b>DEM 11,822 39%</b>
----------------------------	-----------------------

---

**100.0%** of precincts reporting.

These same results may also be obtained via:

- Election Telephone Hotline: 586.469.5209.
- 24-Hour Fax (Within MI): 1.888.99.CLERK (request document number 6710).
- 24-Hour Fax (Outside of MI): 1.310.575.5035 (request document number 6710).

**[www.MCNTV.com](http://www.MCNTV.com)**

[webmaster@mcntv.com](mailto:webmaster@mcntv.com)

[Click here to return to race list](#)

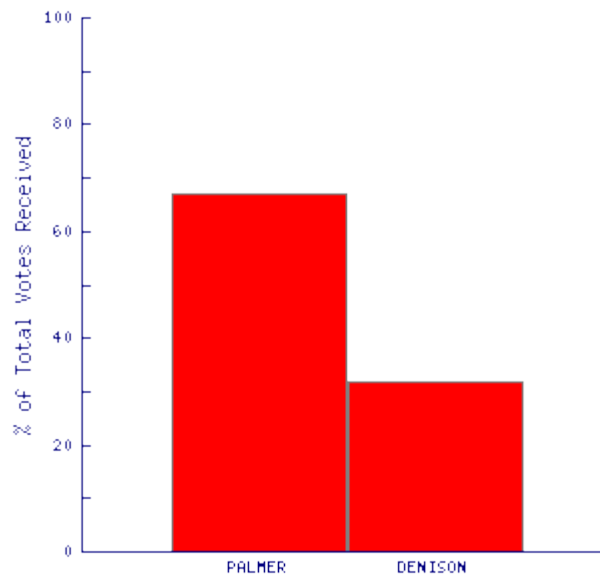


## State Representative 36th District

One 2-year term

ONLY Macomb County Official Election Results

View [precinct breakdown](#) or [community totals](#).



---

<b>BRIAN PALMER</b>	<b>REP</b>	<b>20,013</b>	<b>67%</b>
---------------------	------------	---------------	------------

---

<b>ROBERT DENISON</b>	<b>DEM</b>	<b>9,699</b>	<b>32%</b>
-----------------------	------------	--------------	------------

---

**100.0%** of precincts reporting.

These same results may also be obtained via:

- Election Telephone Hotline: 586.469.5209.
- 24-Hour Fax (Within MI): 1.888.99.CLERK (request document number 6710).
- 24-Hour Fax (Outside of MI): 1.310.575.5035 (request document number 6710).

**[www.MCNTV.com](http://www.MCNTV.com)**

[webmaster@mcntv.com](mailto:webmaster@mcntv.com)

[Click here to return to race list](#)

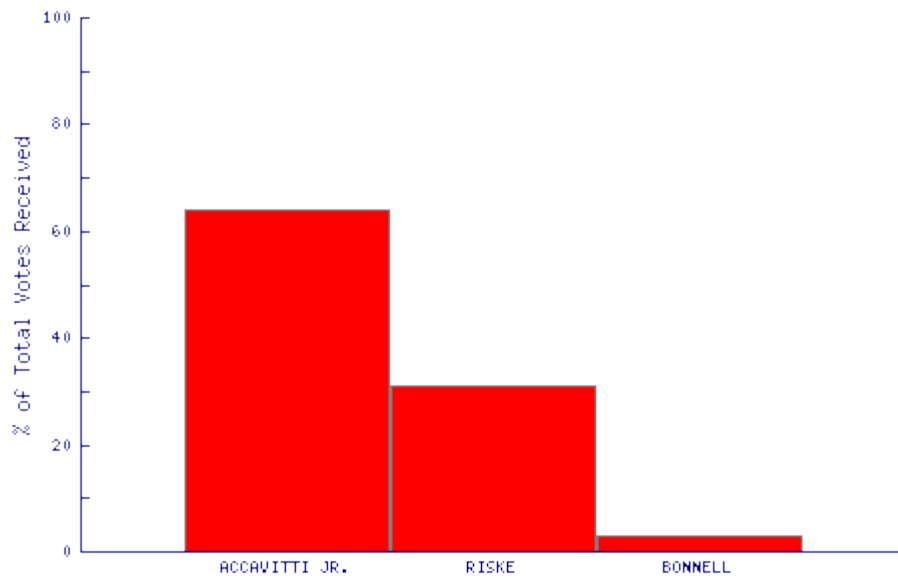
# THE 2002 VOTE

## State Representative 42nd District

One 2-year term

ONLY Macomb County Official Election Results

View [precinct breakdown](#) or [community totals](#).



---

**FRANK ACCAVITTI JR. DEM 15,746 64%**

---

**JIM RISKE REP 7,580 31%**

---

**JOHN C. BONNELL LIB 955 3%**

---

100.0% of precincts reporting.

These same results may also be obtained via:

- Election Telephone Hotline: 586.469.5209.

- 24-Hour Fax (Within MI): 1.888.99.CLERK (request document number 6710).
- 24-Hour Fax (Outside of MI): 1.310.575.5035 (request document number 6710).

**[www.MCNTV.com](http://www.MCNTV.com)**

[webmaster@mcntv.com](mailto:webmaster@mcntv.com)

[Click here to return to race list](#)

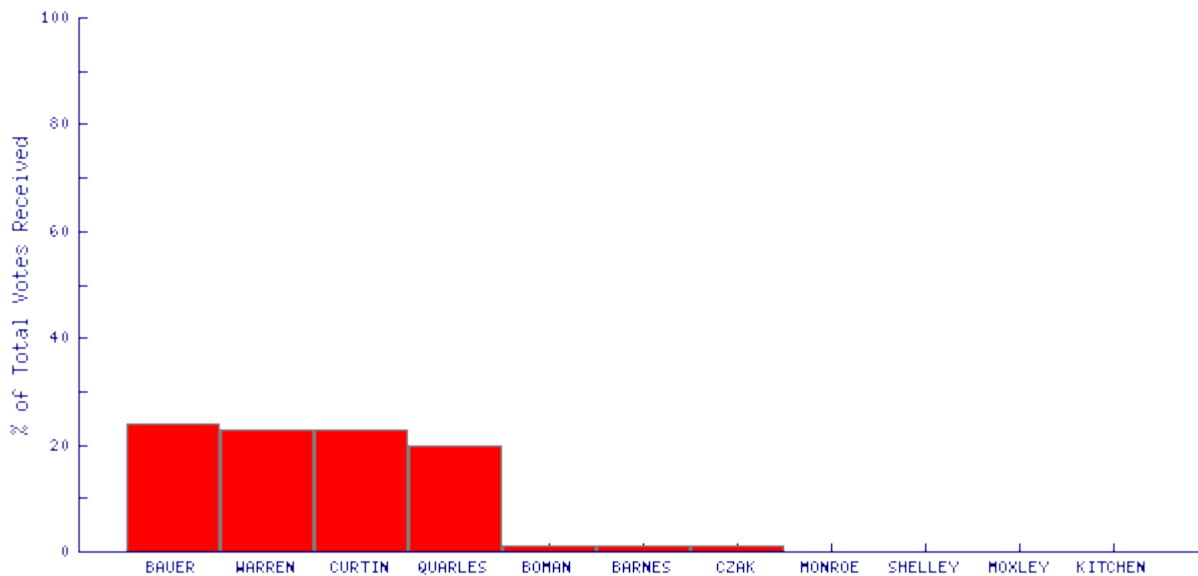


## State Board of Education

Two 8-year terms

ONLY Macomb County Official Election Results

View [precinct breakdown](#) or [community totals](#).



---

<b>ELIZABETH W. BAUER</b>	<b>DEM</b>	<b>104,845</b>	<b>24%</b>
---------------------------	------------	----------------	------------

---

<b>MICHAEL WARREN</b>	<b>REP</b>	<b>103,559</b>	<b>23%</b>
-----------------------	------------	----------------	------------

---

<b>CAROLYN L. CURTIN</b>	<b>REP</b>	<b>102,877</b>	<b>23%</b>
--------------------------	------------	----------------	------------

---

<b>NANCY L. QUARLES</b>	<b>DEM</b>	<b>89,552</b>	<b>20%</b>
-------------------------	------------	---------------	------------

---

<b>SCOTTY BOMAN</b>	<b>LIB</b>	<b>8,530</b>	<b>1%</b>
---------------------	------------	--------------	-----------

---

<b>DIANE BARNES</b>	<b>LIB</b>	<b>6,785</b>	<b>1%</b>
---------------------	------------	--------------	-----------

---



<b>JUDITH CZAK</b>	UST	<b>4,642</b>	<b>1%</b>
<b>RON MONROE</b>	UST	<b>3,774</b>	<b>0%</b>
<b>KAREN ANNE SHELLEY</b>	GRN	<b>3,744</b>	<b>0%</b>
<b>KYLE MOXLEY</b>	GRN	<b>2,608</b>	<b>0%</b>
<b>MICHAEL A. KITCHEN</b>	NLP	<b>2,544</b>	<b>0%</b>

**100.0%** of precincts reporting.

These same results may also be obtained via:

- Election Telephone Hotline: 586.469.5209.
- 24-Hour Fax (Within MI): 1.888.99.CLERK (request document number 6710).
- 24-Hour Fax (Outside of MI): 1.310.575.5035 (request document number 6710).

**[www.MCNTV.com](http://www.MCNTV.com)**

[webmaster@mcntv.com](mailto:webmaster@mcntv.com)

[Click here to return to race list](#)

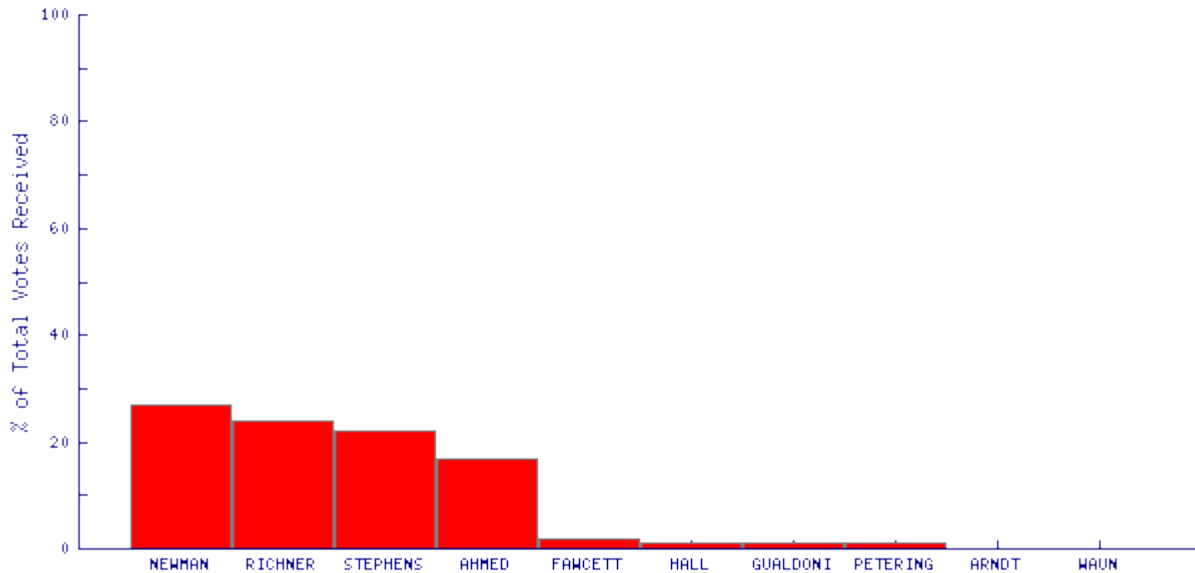


## Regent of University of Michigan

Two 8-year terms

ONLY Macomb County Official Election Results

View [precinct breakdown](#) or [community totals](#).



---

ANDREA FISCHER NEWMAN	REP	113,132	27%
-----------------------	-----	---------	-----

---

ANDREW C. RICHNER	REP	101,084	24%
-------------------	-----	---------	-----

---

GREG STEPHENS	DEM	95,263	22%
---------------	-----	--------	-----

---

ISMAEL AHMED	DEM	72,859	17%
--------------	-----	--------	-----

---

SUSAN FAWCETT	GRN	9,392	2%
---------------	-----	-------	----

---

WILLIAM W. HALL	LIB	7,054	1%
-----------------	-----	-------	----

---

<b>RICK GUALDONI</b>	<b>UST</b>	<b>6,427</b>	<b>1%</b>
<b>MATT PETERING</b>	<b>GRN</b>	<b>4,606</b>	<b>1%</b>
<b>DAVID ARNDT</b>	<b>NLP</b>	<b>3,572</b>	<b>0%</b>
<b>NICK WAUN</b>	<b>RFP</b>	<b>2,339</b>	<b>0%</b>

**100.0%** of precincts reporting.

These same results may also be obtained via:

- Election Telephone Hotline: 586.469.5209.
- 24-Hour Fax (Within MI): 1.888.99.CLERK (request document number 6710).
- 24-Hour Fax (Outside of MI): 1.310.575.5035 (request document number 6710).

**[www.MCNTV.com](http://www.MCNTV.com)**

[webmaster@mcntv.com](mailto:webmaster@mcntv.com)