



Click below for the official results of the November 5, 2002 General Election for Macomb County as the results are tabulated. This site is brought to you by [Macomb County Clerk/Register of Deeds Carmella Sabaugh](#) and the [Macomb Cable Network](#).

Governor

» [Michigan](#)

Secretary of State

» [Michigan](#)

Attorney General

» [Michigan](#)

U.S. Senator

» [Michigan](#)

U.S. House of Representatives

» [District 10](#)

» [District 12](#)

State Senate

» [District 9](#)

» [District 10](#)

» [District 11](#)

State House of Representatives

» [District 24](#)

» [District 25](#)

» [District 28](#)

» [District 30](#)

» [District 31](#)

» [District 32](#)

» [District 33](#)

» [District 36](#)

» [District 42](#)

State Boards

» [State Board of Education](#)

» [Regent of University of Michigan](#)

» [Trustee of Michigan State University](#)

» [Governor of Wayne State University](#)

[Click here to return to race list](#)

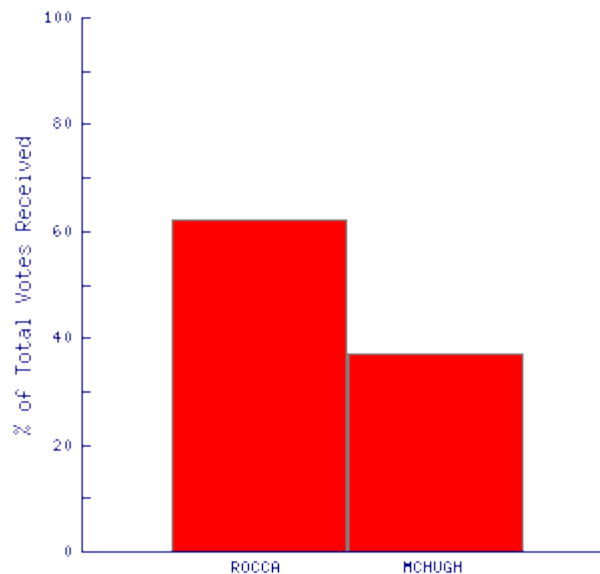


State Representative 30th District

One 2-year term

ONLY Macomb County Official Election Results

View [precinct breakdown](#) or [community totals](#).



SAL ROCCA REP **17,243** **62%**

JOE MCHUGH DEM **10,392** **37%**

100.0% of precincts reporting.

These same results may also be obtained via:

- Election Telephone Hotline: 586.469.5209.
- 24-Hour Fax (Within MI): 1.888.99.CLERK (request document number 6710).
- 24-Hour Fax (Outside of MI): 1.310.575.5035 (request document number 6710).

www.MCNTV.com

webmaster@mcntv.com

[Click here to return to race list](#)

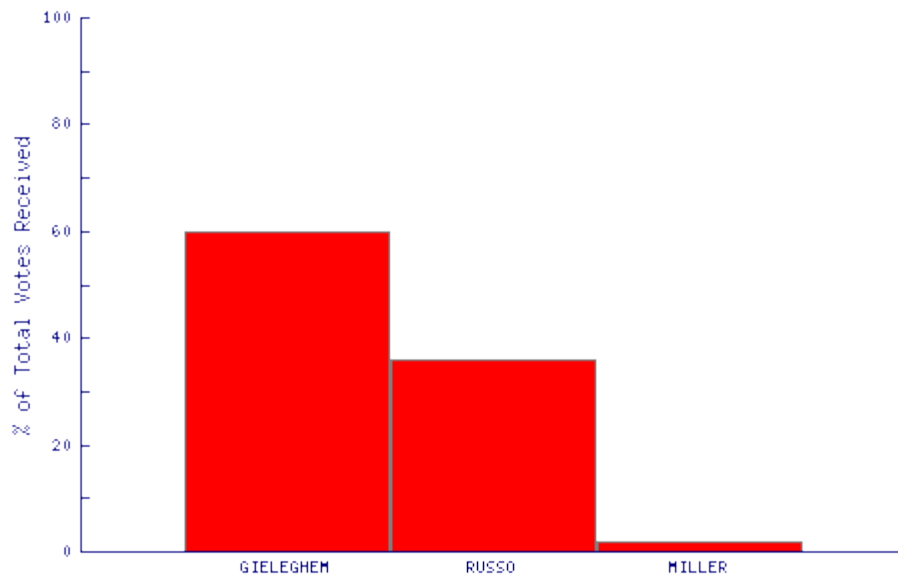
THE 2002 VOTE

State Representative 31st District

One 2-year term

ONLY Macomb County Official Election Results

View [precinct breakdown](#) or [community totals](#).



PAUL GIELEGHEM	DEM	14,663	60%
-----------------------	------------	---------------	------------

SHERYL RUSSO	REP	9,021	36%
---------------------	------------	--------------	------------

JAMES MILLER	LIB	701	2%
---------------------	------------	------------	-----------

100.0% of precincts reporting.

These same results may also be obtained via:

- Election Telephone Hotline: 586.469.5209.

- 24-Hour Fax (Within MI): 1.888.99.CLERK (request document number 6710).
- 24-Hour Fax (Outside of MI): 1.310.575.5035 (request document number 6710).

www.MCNTV.com

webmaster@mcntv.com

[Click here to return to race list](#)

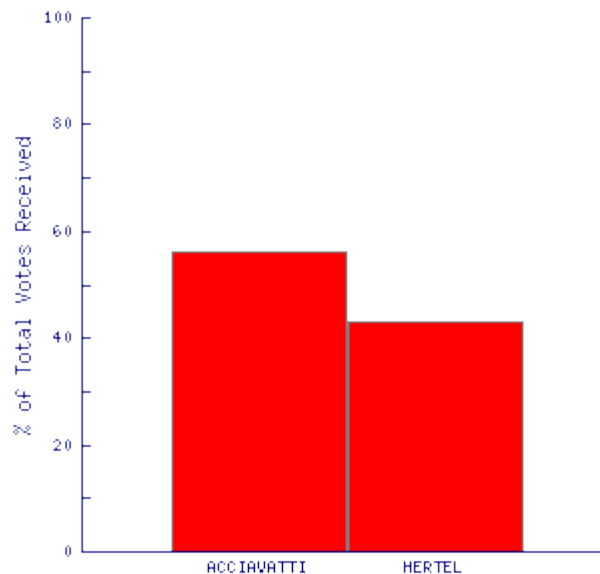


State Representative 32nd District

One 2-year term

ONLY Macomb County Official Election Results

View [precinct breakdown](#) or [community totals](#).



DANIEL JOSEPH ACCIAVATTI REP **11,990** 56%

JOHN J. HERTEL DEM **9,076** 43%

100.0% of precincts reporting.

These same results may also be obtained via:

- Election Telephone Hotline: 586.469.5209.
- 24-Hour Fax (Within MI): 1.888.99.CLERK (request document number 6710).
- 24-Hour Fax (Outside of MI): 1.310.575.5035 (request document number 6710).

www.MCNTV.com

webmaster@mcntv.com

[Click here to return to race list](#)

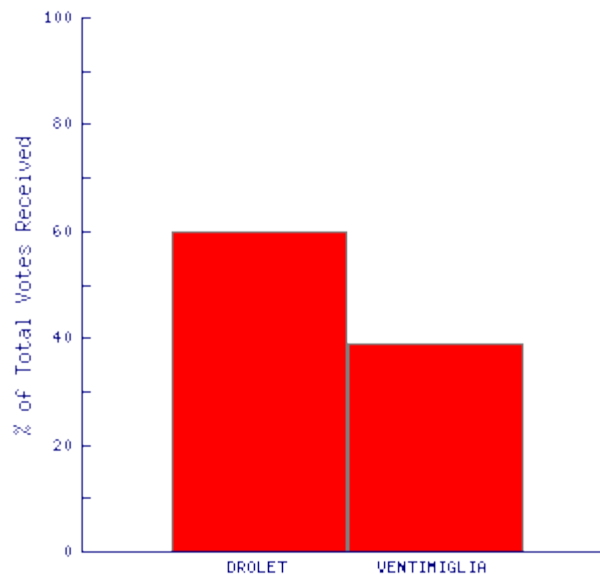


State Representative 33rd District

One 2-year term

ONLY Macomb County Official Election Results

View [precinct breakdown](#) or [community totals](#).



LEON DROLET	REP 17,856 60%
--------------------	-----------------------

ANTHONY VENTIMIGLIA	DEM 11,822 39%
----------------------------	-----------------------

100.0% of precincts reporting.

These same results may also be obtained via:

- Election Telephone Hotline: 586.469.5209.
- 24-Hour Fax (Within MI): 1.888.99.CLERK (request document number 6710).
- 24-Hour Fax (Outside of MI): 1.310.575.5035 (request document number 6710).

www.MCNTV.com

webmaster@mcntv.com

[Click here to return to race list](#)

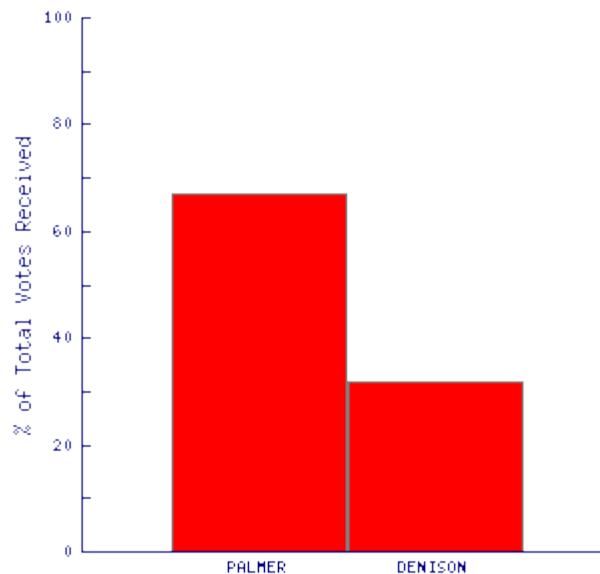


State Representative 36th District

One 2-year term

ONLY Macomb County Official Election Results

View [precinct breakdown](#) or [community totals](#).



BRIAN PALMER	REP	20,013	67%
---------------------	-----	---------------	------------

ROBERT DENISON	DEM	9,699	32%
-----------------------	-----	--------------	------------

100.0% of precincts reporting.

These same results may also be obtained via:

- Election Telephone Hotline: 586.469.5209.
- 24-Hour Fax (Within MI): 1.888.99.CLERK (request document number 6710).
- 24-Hour Fax (Outside of MI): 1.310.575.5035 (request document number 6710).

www.MCNTV.com

webmaster@mcntv.com

[Click here to return to race list](#)

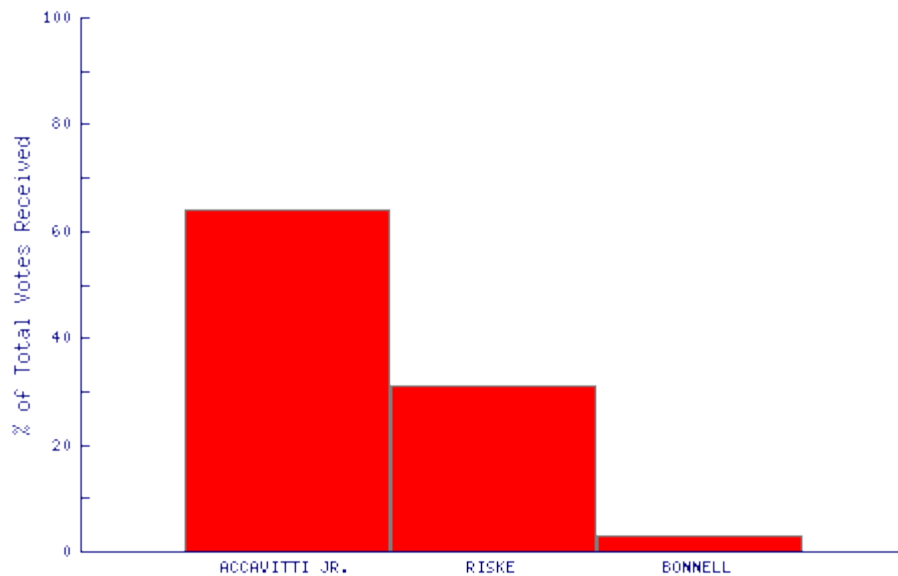
THE 2002 VOTE

State Representative 42nd District

One 2-year term

ONLY Macomb County Official Election Results

View [precinct breakdown](#) or [community totals](#).



FRANK ACCAVITTI JR. DEM 15,746 64%

JIM RISKE REP 7,580 31%

JOHN C. BONNELL LIB 955 3%

100.0% of precincts reporting.

These same results may also be obtained via:

- Election Telephone Hotline: 586.469.5209.

- 24-Hour Fax (Within MI): 1.888.99.CLERK (request document number 6710).
- 24-Hour Fax (Outside of MI): 1.310.575.5035 (request document number 6710).

www.MCNTV.com

webmaster@mcntv.com

[Click here to return to race list](#)

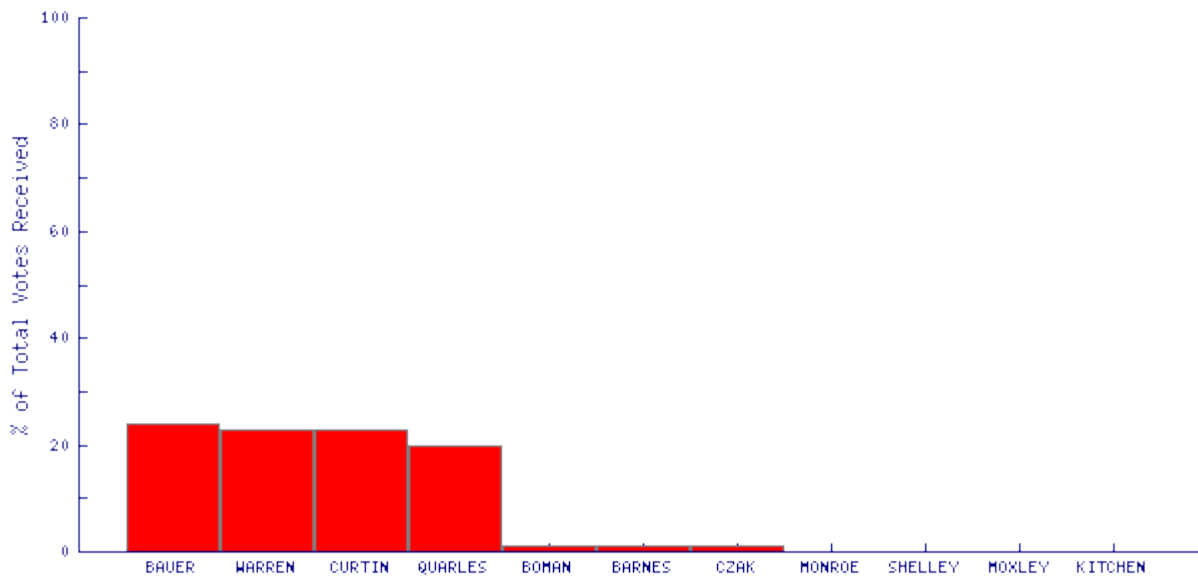


State Board of Education

Two 8-year terms

ONLY Macomb County Official Election Results

View [precinct breakdown](#) or [community totals](#).



ELIZABETH W. BAUER	DEM	104,845	24%
---------------------------	------------	----------------	------------

MICHAEL WARREN	REP	103,559	23%
-----------------------	------------	----------------	------------

CAROLYN L. CURTIN	REP	102,877	23%
--------------------------	------------	----------------	------------

NANCY L. QUARLES	DEM	89,552	20%
-------------------------	------------	---------------	------------

SCOTTY BOMAN	LIB	8,530	1%
---------------------	------------	--------------	-----------

DIANE BARNES	LIB	6,785	1%
---------------------	------------	--------------	-----------

JUDITH CZAK	UST	4,642	1%
RON MONROE	UST	3,774	0%
KAREN ANNE SHELLEY	GRN	3,744	0%
KYLE MOXLEY	GRN	2,608	0%
MICHAEL A. KITCHEN	NLP	2,544	0%

100.0% of precincts reporting.

These same results may also be obtained via:

- Election Telephone Hotline: 586.469.5209.
- 24-Hour Fax (Within MI): 1.888.99.CLERK (request document number 6710).
- 24-Hour Fax (Outside of MI): 1.310.575.5035 (request document number 6710).

www.MCNTV.com

webmaster@mcntv.com

[Click here to return to race list](#)

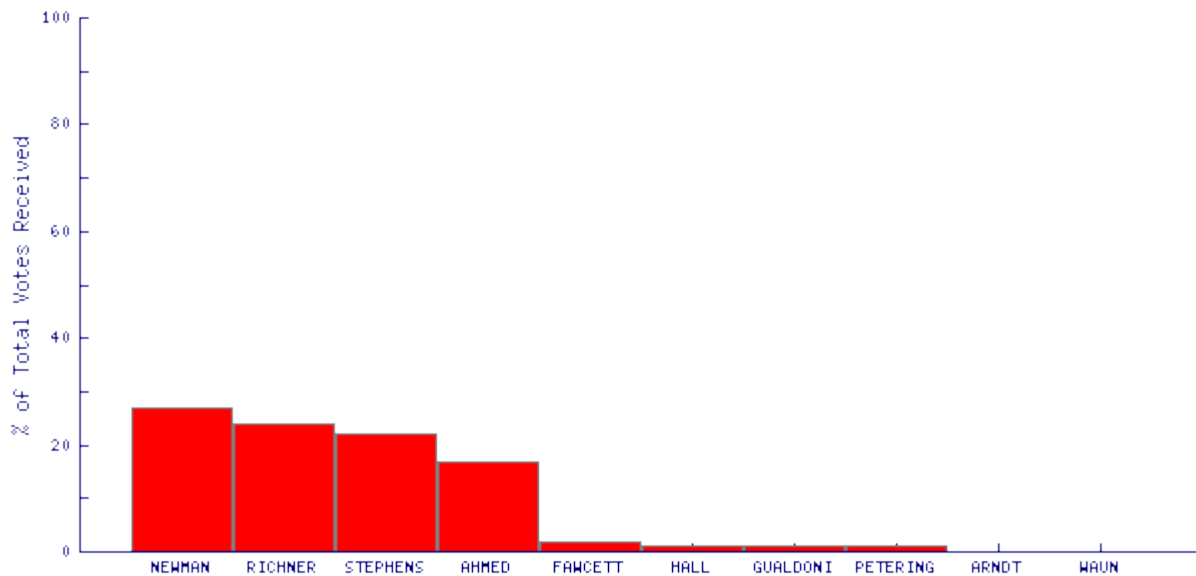


Regent of University of Michigan

Two 8-year terms

ONLY Macomb County Official Election Results

View [precinct breakdown](#) or [community totals](#).



ANDREA FISCHER NEWMAN	REP	113,132	27%
-----------------------	-----	---------	-----

ANDREW C. RICHNER	REP	101,084	24%
-------------------	-----	---------	-----

GREG STEPHENS	DEM	95,263	22%
---------------	-----	--------	-----

ISMAEL AHMED	DEM	72,859	17%
--------------	-----	--------	-----

SUSAN FAWCETT	GRN	9,392	2%
---------------	-----	-------	----

WILLIAM W. HALL	LIB	7,054	1%
-----------------	-----	-------	----

RICK GUALDONI	UST	6,427	1%
MATT PETERING	GRN	4,606	1%
DAVID ARNDT	NLP	3,572	0%
NICK WAUN	RFP	2,339	0%

100.0% of precincts reporting.

These same results may also be obtained via:

- Election Telephone Hotline: 586.469.5209.
- 24-Hour Fax (Within MI): 1.888.99.CLERK (request document number 6710).
- 24-Hour Fax (Outside of MI): 1.310.575.5035 (request document number 6710).

www.MCNTV.com

webmaster@mcntv.com

[Click here to return to race list](#)

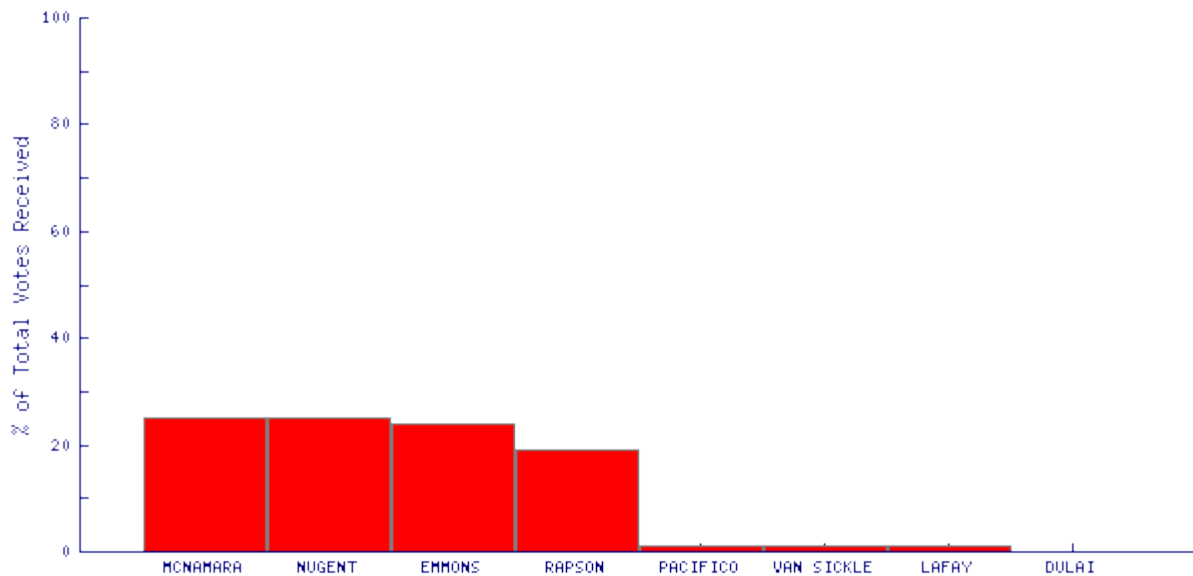
THE 2002 VOTE

Trustee of Michigan State University

Two 8-year terms

ONLY Macomb County Official Election Results

View [precinct breakdown](#) or [community totals](#).



COLLEEN M. MCNAMARA DEM 107,963 25%

DONALD W. NUGENT REP 104,274 25%

JOANNE G. EMMONS REP 99,898 24%

CAL RAPSON DEM 82,280 19%

BARBARA J. PACIFICO UST 7,686 1%

CRYSTAL A. VAN SICKLE UST 6,328 1%

JASON LAFAY	GRN	4,260	1%
SURJIT DULAI	GRN	3,102	0%

100.0% of precincts reporting.

These same results may also be obtained via:

- Election Telephone Hotline: 586.469.5209.
- 24-Hour Fax (Within MI): 1.888.99.CLERK (request document number 6710).
- 24-Hour Fax (Outside of MI): 1.310.575.5035 (request document number 6710).

www.MCNTV.com

webmaster@mcntv.com

[Click here to return to race list](#)

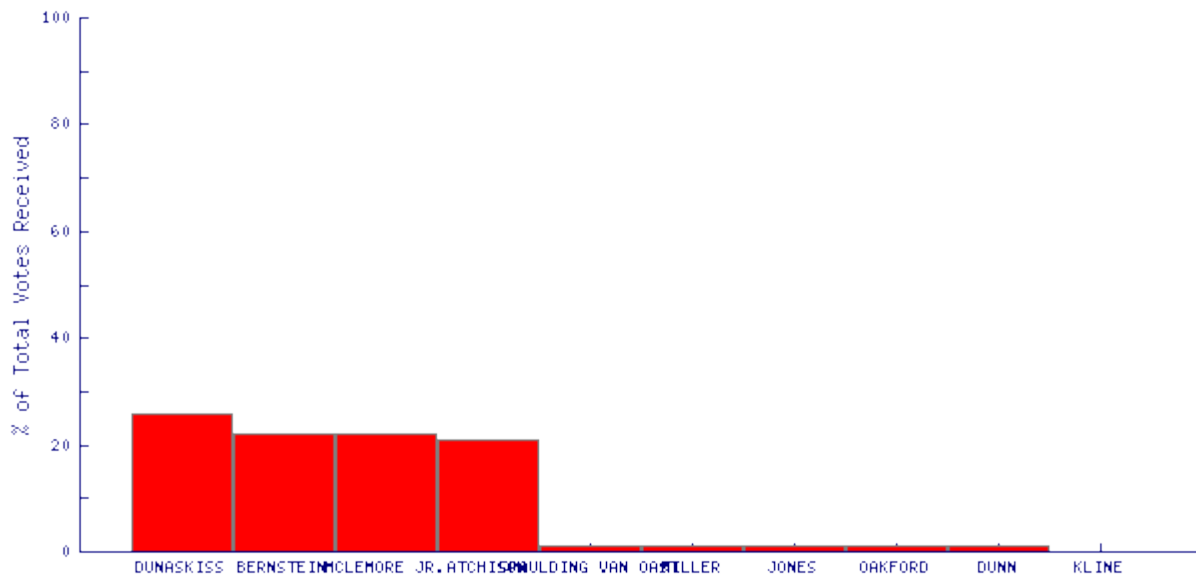
THE 2002 VOTE

Governor of Wayne State University

Two 8-year terms

ONLY Macomb County Official Election Results

View [precinct breakdown](#) or [community totals](#).



DIANE L. DUNASKISS	REP	107,168	26%
---------------------------	-----	----------------	------------

RICHARD BERNSTEIN	DEM	92,306	22%
--------------------------	-----	---------------	------------

ANDREW G. MCLEMORE JR.	REP	90,416	22%
-------------------------------	-----	---------------	------------

LEON H. ATCHISON	DEM	88,922	21%
-------------------------	-----	---------------	------------

STACY SPAULDING VAN OAST	LIB	6,856	1%
---------------------------------	-----	--------------	-----------

ROBERT S. MILLER	UST	5,654	1%
-------------------------	-----	--------------	-----------

THOMAS W. JONES	LIB	5,111	1%
KATHLEEN OAKFORD	NLP	4,792	1%
HAROLD H. DUNN	UST	4,424	1%
FREDERICK KLINE	GRN	3,531	0%

100.0% of precincts reporting.

These same results may also be obtained via:

- Election Telephone Hotline: 586.469.5209.
- 24-Hour Fax (Within MI): 1.888.99.CLERK (request document number 6710).
- 24-Hour Fax (Outside of MI): 1.310.575.5035 (request document number 6710).

www.MCNTV.com

webmaster@mcntv.com

[Click here to return to race list](#)

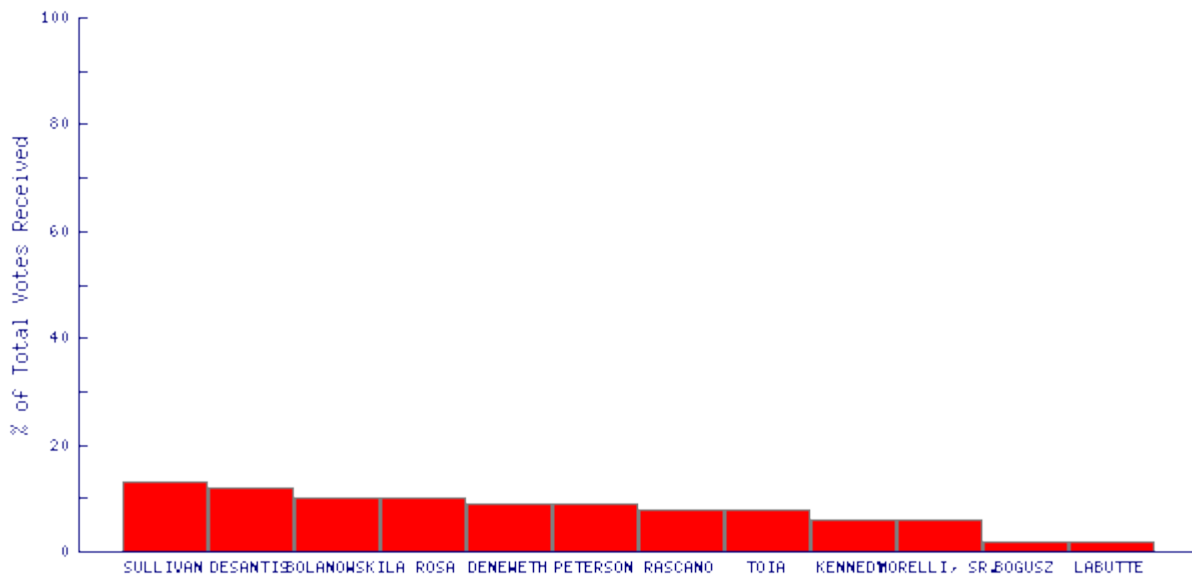


Macomb Community College Trustee

Three 6-year term

ONLY Macomb County Official Election Results

View [precinct breakdown](#) or [community totals](#).



NANCY FALCONE SULLIVAN	54,143	13%
-------------------------------	---------------	------------

FRANK DESANTIS	54,075	12%
-----------------------	---------------	------------

CONNIE BOLANOWSKI	42,766	10%
--------------------------	---------------	------------

DOMINIC J. LA ROSA	42,761	10%
---------------------------	---------------	------------

MICHAEL DENEWETH	38,266	9%
-------------------------	---------------	-----------

WILLIAM J. PETERSON	37,637	9%
----------------------------	---------------	-----------

DIANA J. RASCANO	36,622	8%
THERESA TOIA	33,606	8%
THOMAS EDWARD KENNEDY	29,089	6%
WILLIAM A. MORELLI, SR.	25,449	6%
TERENCE A. BOGUSZ	12,093	2%
JEFF LABUTTE	9,870	2%

100.0% of precincts reporting.

These same results may also be obtained via:

- Election Telephone Hotline: 586.469.5209.
- 24-Hour Fax (Within MI): 1.888.99.CLERK (request document number 6710).
- 24-Hour Fax (Outside of MI): 1.310.575.5035 (request document number 6710).

www.MCNTV.com

webmaster@mcntv.com

[Click here to return to race list](#)

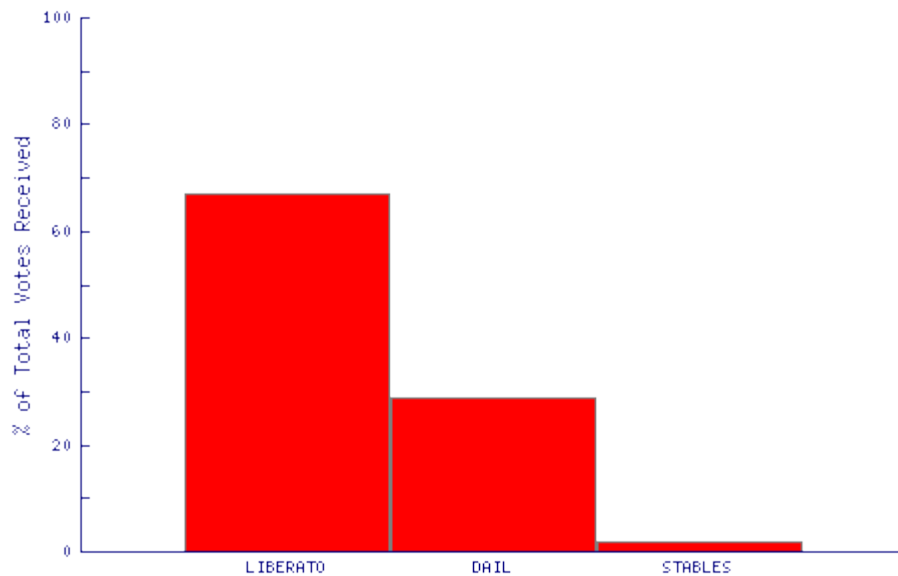
THE 2002 VOTE

County Commission 1st District

One 2-year term

ONLY Macomb County Official Election Results

View [precinct breakdown](#) or [community totals](#).



RALPH A. LIBERATO DEM **4,458** 67%

TIM DAIL REP **1,970** 29%

PAUL STABLES LIB **157** 2%

100.0% of precincts reporting.

These same results may also be obtained via:

- Election Telephone Hotline: 586.469.5209.

- 24-Hour Fax (Within MI): 1.888.99.CLERK (request document number 6710).
- 24-Hour Fax (Outside of MI): 1.310.575.5035 (request document number 6710).

www.MCNTV.com

webmaster@mcntv.com

[Click here to return to race list](#)

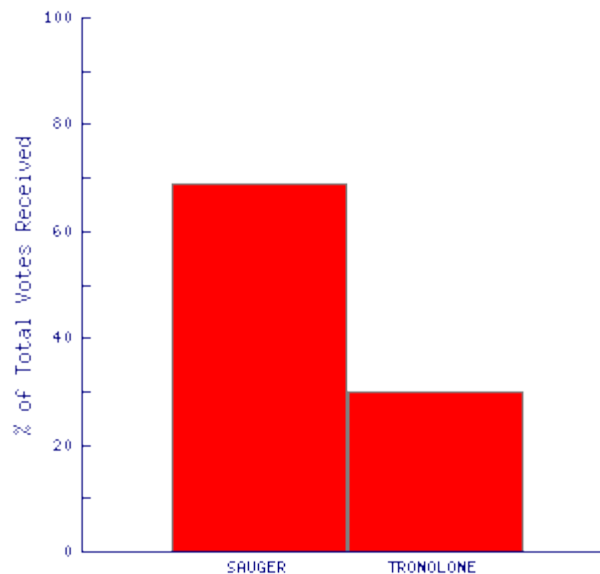


County Commission 2nd District

One 2-year term

ONLY Macomb County Official Election Results

View [precinct breakdown](#) or [community totals](#).



MARVIN E. SAUGER	DEM	3,802	69%
-------------------------	-----	--------------	------------

DIANNE S. TRONOLONE	REP	1,634	30%
----------------------------	-----	--------------	------------

100.0% of precincts reporting.

These same results may also be obtained via:

- Election Telephone Hotline: 586.469.5209.
- 24-Hour Fax (Within MI): 1.888.99.CLERK (request document number 6710).
- 24-Hour Fax (Outside of MI): 1.310.575.5035 (request document number 6710).

www.MCNTV.com

webmaster@mcntv.com