

THE 2002 VOTE



Click below for the official results of the November 5, 2002 General Election for Macomb County as the results are tabulated. This site is brought to you by [Macomb County Clerk/Register of Deeds Carmella Sabaugh](#) and the [Macomb Cable Network](#).

Governor

» [Michigan](#)

Secretary of State

» [Michigan](#)

Attorney General

» [Michigan](#)

U.S. Senator

» [Michigan](#)

U.S. House of Representatives

» [District 10](#)

» [District 12](#)

State Senate

» [District 9](#)

» [District 10](#)

» [District 11](#)

State House of Representatives

» [District 24](#)

» [District 25](#)

» [District 28](#)

» [District 30](#)

» [District 31](#)

» [District 32](#)

» [District 33](#)

» [District 36](#)

» [District 42](#)

State Boards

» [State Board of Education](#)

» [Regent of University of Michigan](#)

» [Trustee of Michigan State University](#)

» [Governor of Wayne State University](#)

[Click here to return to race list](#)

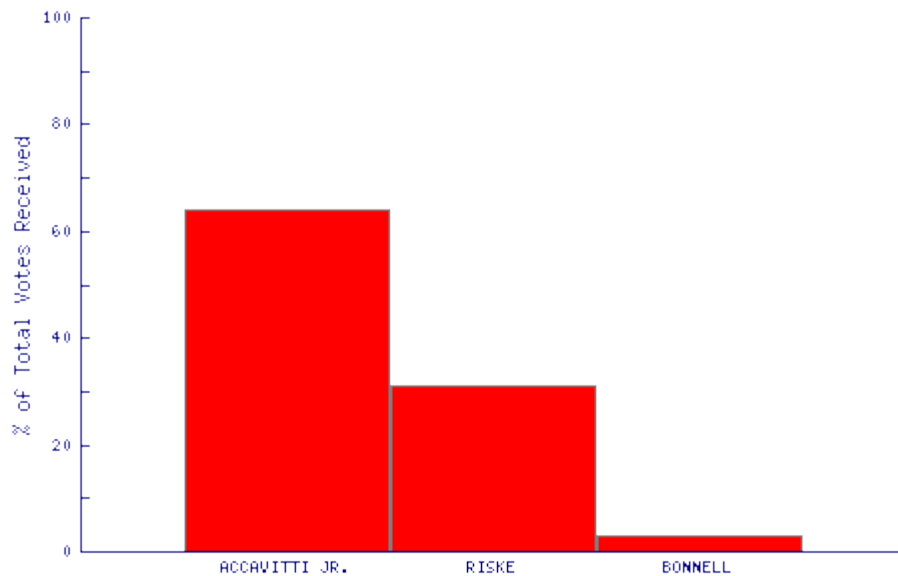
THE 2002 VOTE

State Representative 42nd District

One 2-year term

ONLY Macomb County Official Election Results

View [precinct breakdown](#) or [community totals](#).



FRANK ACCAVITTI JR. DEM 15,746 64%

JIM RISKE REP 7,580 31%

JOHN C. BONNELL LIB 955 3%

100.0% of precincts reporting.

These same results may also be obtained via:

- Election Telephone Hotline: 586.469.5209.

- 24-Hour Fax (Within MI): 1.888.99.CLERK (request document number 6710).
- 24-Hour Fax (Outside of MI): 1.310.575.5035 (request document number 6710).

www.MCNTV.com

webmaster@mcntv.com

[Click here to return to race list](#)

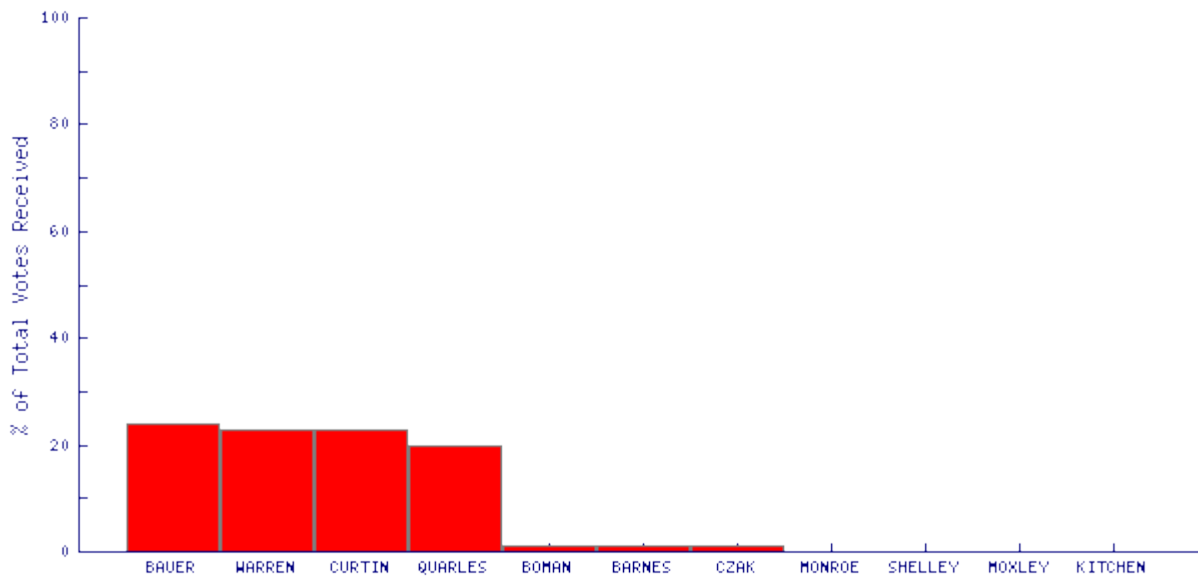


State Board of Education

Two 8-year terms

ONLY Macomb County Official Election Results

View [precinct breakdown](#) or [community totals](#).



ELIZABETH W. BAUER	DEM	104,845	24%
---------------------------	------------	----------------	------------

MICHAEL WARREN	REP	103,559	23%
-----------------------	------------	----------------	------------

CAROLYN L. CURTIN	REP	102,877	23%
--------------------------	------------	----------------	------------

NANCY L. QUARLES	DEM	89,552	20%
-------------------------	------------	---------------	------------

SCOTTY BOMAN	LIB	8,530	1%
---------------------	------------	--------------	-----------

DIANE BARNES	LIB	6,785	1%
---------------------	------------	--------------	-----------

JUDITH CZAK	UST	4,642	1%
RON MONROE	UST	3,774	0%
KAREN ANNE SHELLEY	GRN	3,744	0%
KYLE MOXLEY	GRN	2,608	0%
MICHAEL A. KITCHEN	NLP	2,544	0%

100.0% of precincts reporting.

These same results may also be obtained via:

- Election Telephone Hotline: 586.469.5209.
- 24-Hour Fax (Within MI): 1.888.99.CLERK (request document number 6710).
- 24-Hour Fax (Outside of MI): 1.310.575.5035 (request document number 6710).

www.MCNTV.com

webmaster@mcntv.com

[Click here to return to race list](#)

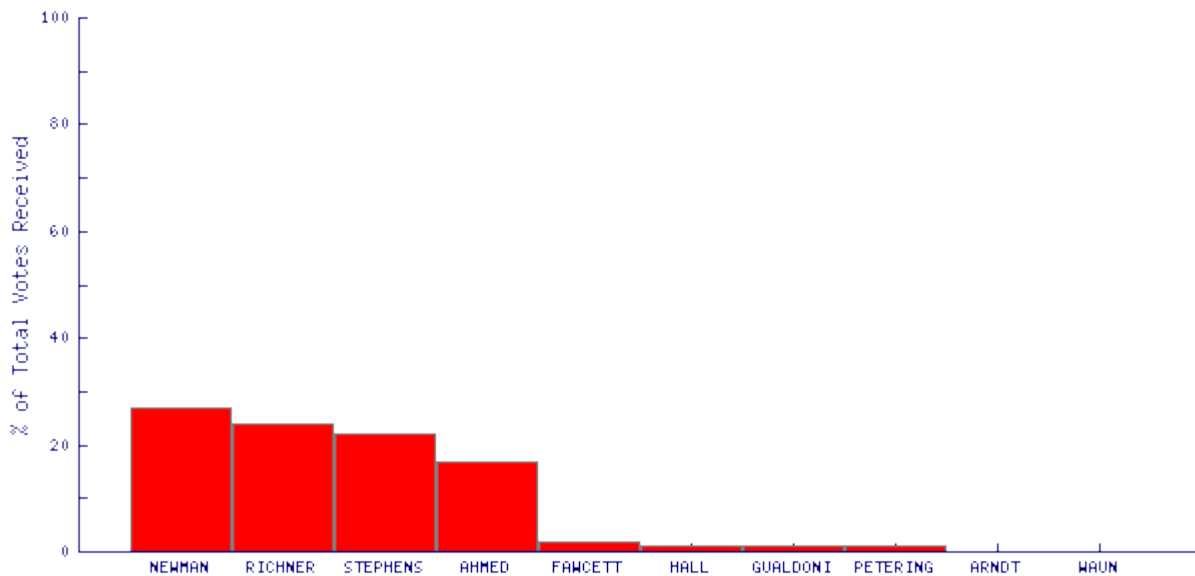


Regent of University of Michigan

Two 8-year terms

ONLY Macomb County Official Election Results

View [precinct breakdown](#) or [community totals](#).



ANDREA FISCHER NEWMAN	REP	113,132	27%
-----------------------	-----	---------	-----

ANDREW C. RICHNER	REP	101,084	24%
-------------------	-----	---------	-----

GREG STEPHENS	DEM	95,263	22%
---------------	-----	--------	-----

ISMAEL AHMED	DEM	72,859	17%
--------------	-----	--------	-----

SUSAN FAWCETT	GRN	9,392	2%
---------------	-----	-------	----

WILLIAM W. HALL	LIB	7,054	1%
-----------------	-----	-------	----

RICK GUALDONI	UST	6,427	1%
MATT PETERING	GRN	4,606	1%
DAVID ARNDT	NLP	3,572	0%
NICK WAUN	RFP	2,339	0%

100.0% of precincts reporting.

These same results may also be obtained via:

- Election Telephone Hotline: 586.469.5209.
- 24-Hour Fax (Within MI): 1.888.99.CLERK (request document number 6710).
- 24-Hour Fax (Outside of MI): 1.310.575.5035 (request document number 6710).

www.MCNTV.com

webmaster@mcntv.com

[Click here to return to race list](#)

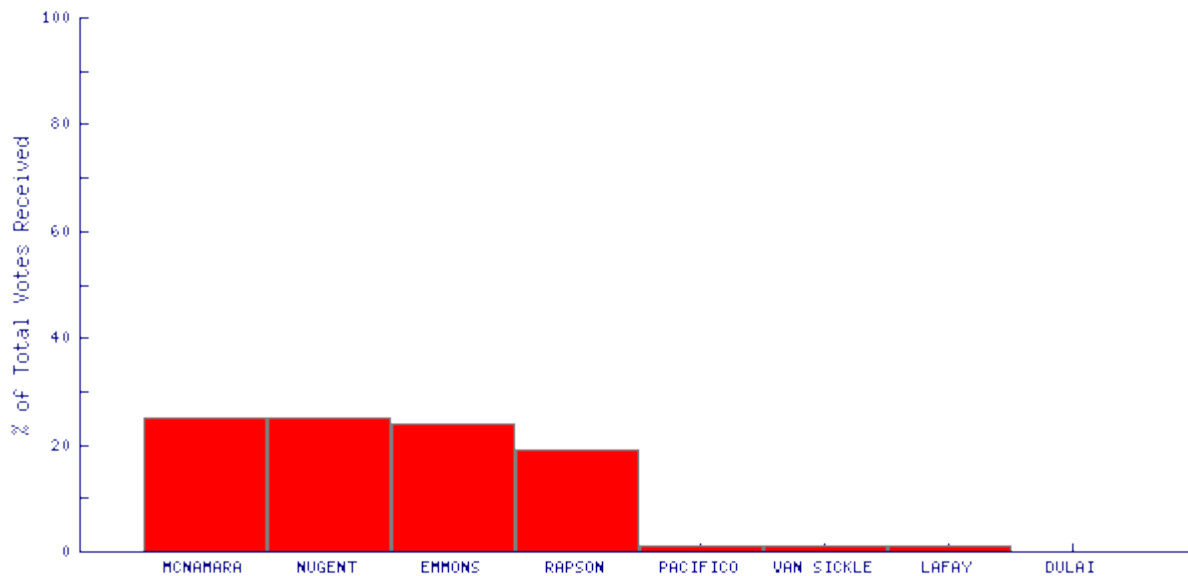
THE 2002 VOTE

Trustee of Michigan State University

Two 8-year terms

ONLY Macomb County Official Election Results

View [precinct breakdown](#) or [community totals](#).



COLLEEN M. MCNAMARA DEM 107,963 25%

DONALD W. NUGENT REP 104,274 25%

JOANNE G. EMMONS REP 99,898 24%

CAL RAPSON DEM 82,280 19%

BARBARA J. PACIFICO UST 7,686 1%

CRYSTAL A. VAN SICKLE UST 6,328 1%

JASON LAFAY	GRN	4,260	1%
<hr/>			
SURJIT DULAI	GRN	3,102	0%
<hr/>			

100.0% of precincts reporting.

These same results may also be obtained via:

- Election Telephone Hotline: 586.469.5209.
- 24-Hour Fax (Within MI): 1.888.99.CLERK (request document number 6710).
- 24-Hour Fax (Outside of MI): 1.310.575.5035 (request document number 6710).

www.MCNTV.com

webmaster@mcntv.com

[Click here to return to race list](#)

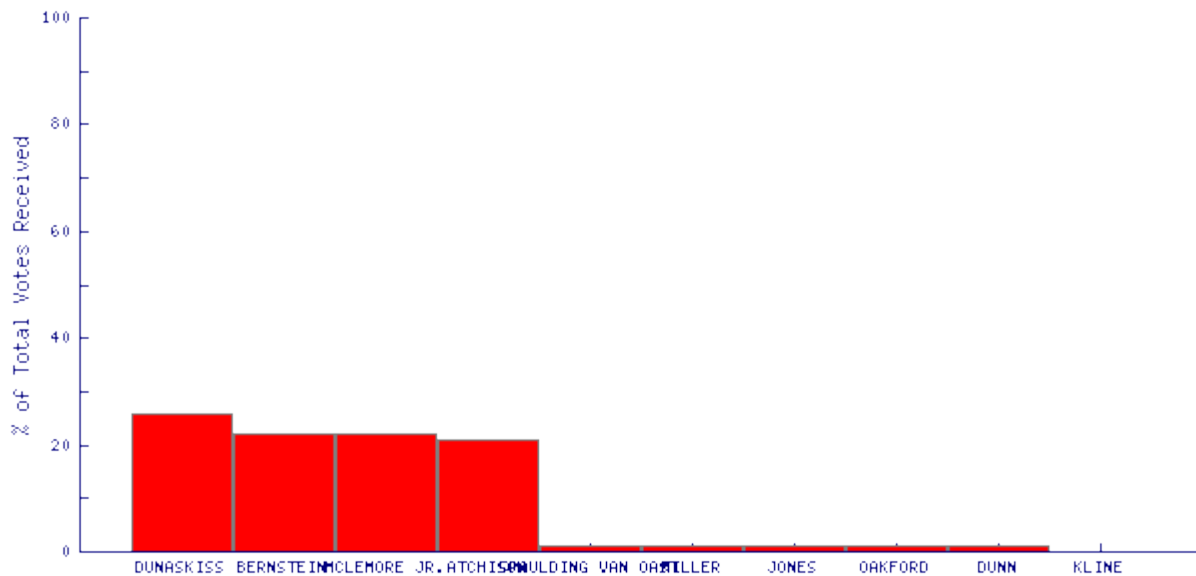
THE 2002 VOTE

Governor of Wayne State University

Two 8-year terms

ONLY Macomb County Official Election Results

View [precinct breakdown](#) or [community totals](#).



DIANE L. DUNASKISS	REP	107,168	26%
---------------------------	-----	----------------	------------

RICHARD BERNSTEIN	DEM	92,306	22%
--------------------------	-----	---------------	------------

ANDREW G. MCLEMORE JR.	REP	90,416	22%
-------------------------------	-----	---------------	------------

LEON H. ATCHISON	DEM	88,922	21%
-------------------------	-----	---------------	------------

STACY SPAULDING VAN OAST	LIB	6,856	1%
---------------------------------	-----	--------------	-----------

ROBERT S. MILLER	UST	5,654	1%
-------------------------	-----	--------------	-----------

THOMAS W. JONES	LIB	5,111	1%
KATHLEEN OAKFORD	NLP	4,792	1%
HAROLD H. DUNN	UST	4,424	1%
FREDERICK KLINE	GRN	3,531	0%

100.0% of precincts reporting.

These same results may also be obtained via:

- Election Telephone Hotline: 586.469.5209.
- 24-Hour Fax (Within MI): 1.888.99.CLERK (request document number 6710).
- 24-Hour Fax (Outside of MI): 1.310.575.5035 (request document number 6710).

www.MCNTV.com

webmaster@mcntv.com

[Click here to return to race list](#)

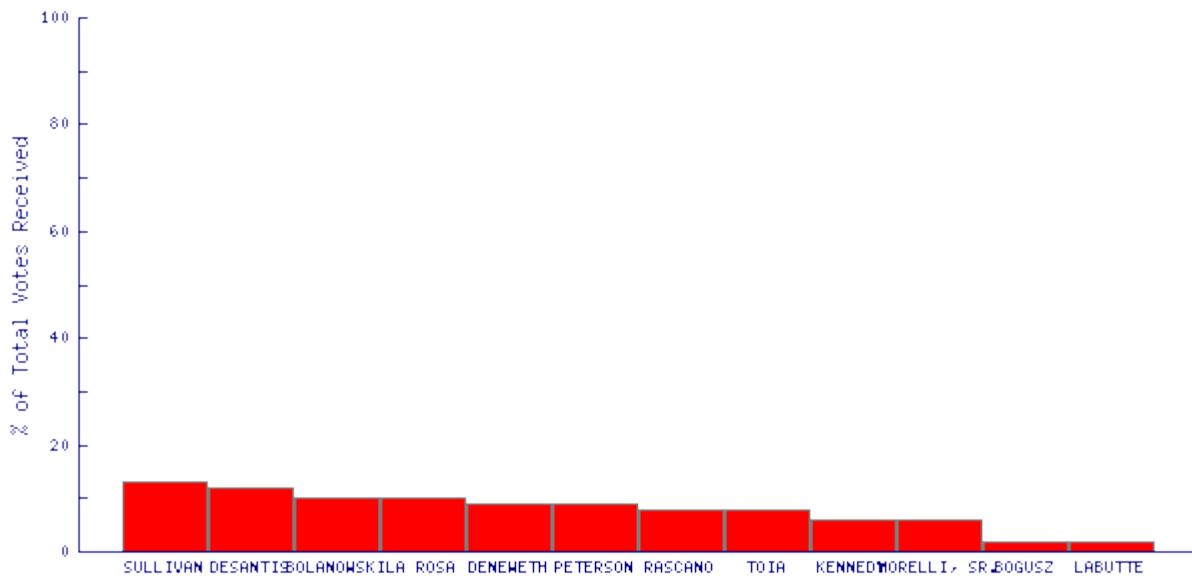


Macomb Community College Trustee

Three 6-year term

ONLY Macomb County Official Election Results

View [precinct breakdown](#) or [community totals](#).



NANCY FALCONE SULLIVAN	54,143	13%
-------------------------------	---------------	------------

FRANK DESANTIS	54,075	12%
-----------------------	---------------	------------

CONNIE BOLANOWSKI	42,766	10%
--------------------------	---------------	------------

DOMINIC J. LA ROSA	42,761	10%
---------------------------	---------------	------------

MICHAEL DENEWETH	38,266	9%
-------------------------	---------------	-----------

WILLIAM J. PETERSON	37,637	9%
----------------------------	---------------	-----------

DIANA J. RASCANO	36,622	8%
THERESA TOIA	33,606	8%
THOMAS EDWARD KENNEDY	29,089	6%
WILLIAM A. MORELLI, SR.	25,449	6%
TERENCE A. BOGUSZ	12,093	2%
JEFF LABUTTE	9,870	2%

100.0% of precincts reporting.

These same results may also be obtained via:

- Election Telephone Hotline: 586.469.5209.
- 24-Hour Fax (Within MI): 1.888.99.CLERK (request document number 6710).
- 24-Hour Fax (Outside of MI): 1.310.575.5035 (request document number 6710).

www.MCNTV.com

webmaster@mcntv.com

[Click here to return to race list](#)

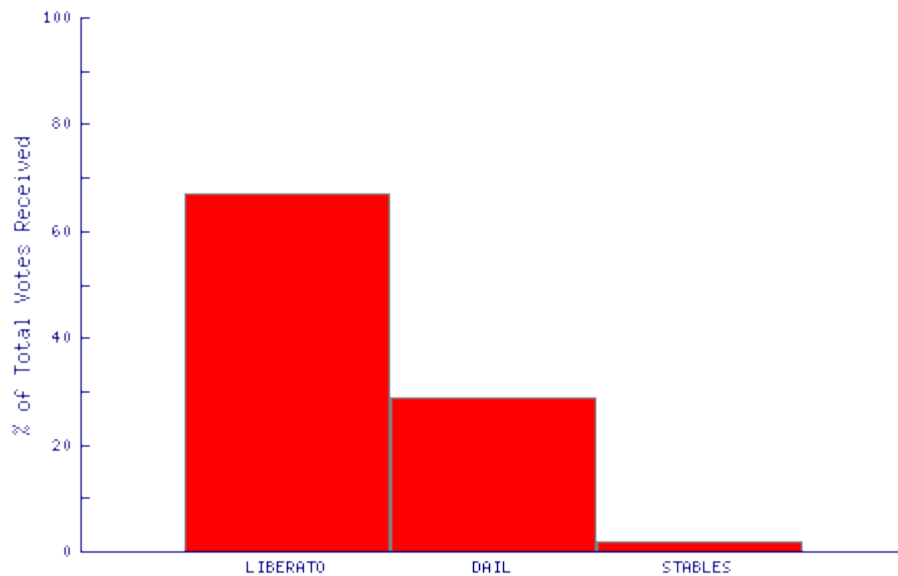
THE 2002 VOTE

County Commission 1st District

One 2-year term

ONLY Macomb County Official Election Results

View [precinct breakdown](#) or [community totals](#).



RALPH A. LIBERATO	DEM	4,458	67%
--------------------------	-----	--------------	------------

TIM DAIL	REP	1,970	29%
-----------------	-----	--------------	------------

PAUL STABLES	LIB	157	2%
---------------------	-----	------------	-----------

100.0% of precincts reporting.

These same results may also be obtained via:

- Election Telephone Hotline: 586.469.5209.

- 24-Hour Fax (Within MI): 1.888.99.CLERK (request document number 6710).
- 24-Hour Fax (Outside of MI): 1.310.575.5035 (request document number 6710).

www.MCNTV.com

webmaster@mcntv.com

[Click here to return to race list](#)

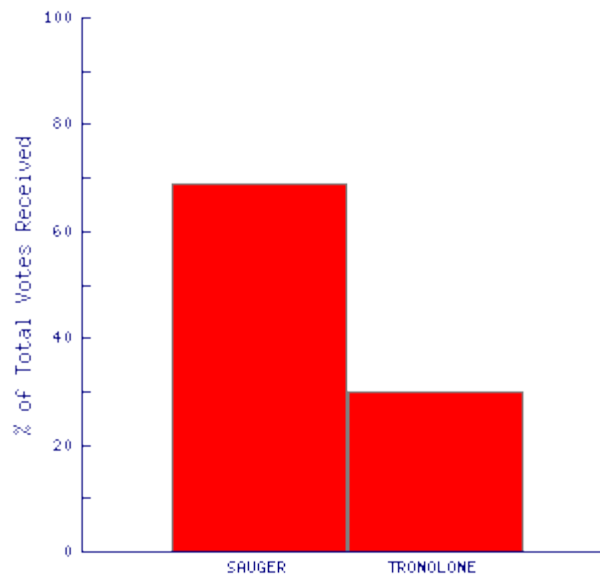


County Commission 2nd District

One 2-year term

ONLY Macomb County Official Election Results

View [precinct breakdown](#) or [community totals](#).



MARVIN E. SAUGER	DEM	3,802	69%
-------------------------	-----	--------------	------------

DIANNE S. TRONOLONE	REP	1,634	30%
----------------------------	-----	--------------	------------

100.0% of precincts reporting.

These same results may also be obtained via:

- Election Telephone Hotline: 586.469.5209.
- 24-Hour Fax (Within MI): 1.888.99.CLERK (request document number 6710).
- 24-Hour Fax (Outside of MI): 1.310.575.5035 (request document number 6710).

www.MCNTV.com

webmaster@mcntv.com

[Click here to return to race list](#)

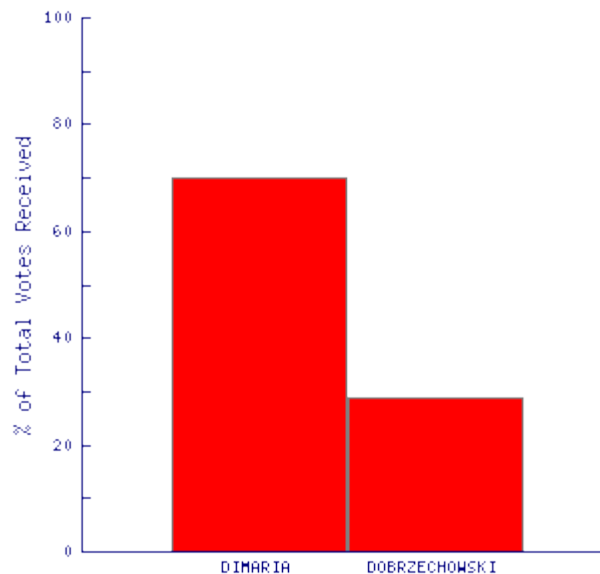


County Commission 3rd District

One 2-year term

ONLY Macomb County Official Election Results

View [precinct breakdown](#) or [community totals](#).



PHILLIP A. DIMARIA	DEM 5,912 70%
---------------------------	-----------------------------

MICHAEL DOBRZECHOWSKI	REP 2,487 29%
------------------------------	-----------------------------

100.0% of precincts reporting.

These same results may also be obtained via:

- Election Telephone Hotline: 586.469.5209.
- 24-Hour Fax (Within MI): 1.888.99.CLERK (request document number 6710).
- 24-Hour Fax (Outside of MI): 1.310.575.5035 (request document number 6710).

www.MCNTV.com

webmaster@mcntv.com

[Click here to return to race list](#)

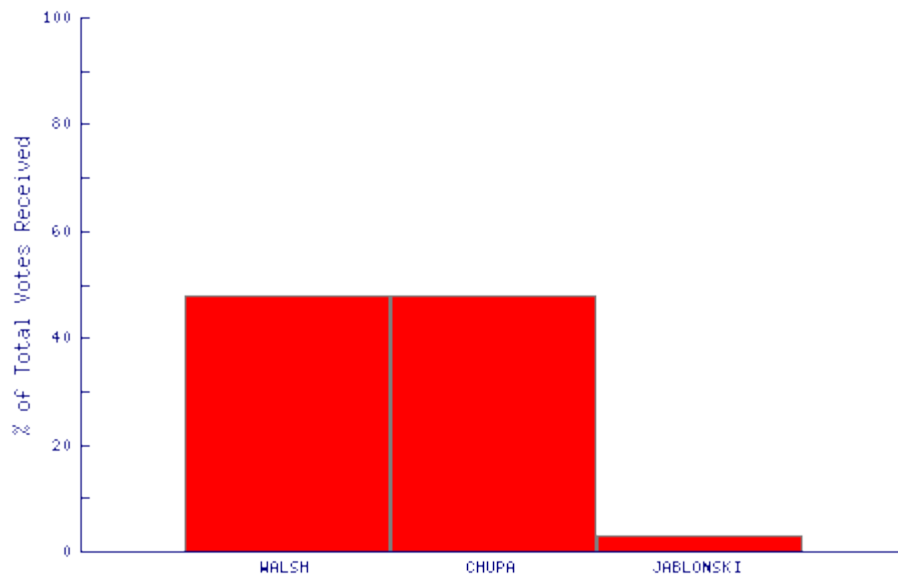


County Commission 4th District

One 2-year term

ONLY Macomb County Official Election Results

View [precinct breakdown](#) or [community totals](#).



MIKE WALSH	DEM	4,703	48%
-------------------	-----	--------------	------------

MICHAEL C. CHUPA	REP	4,663	48%
-------------------------	-----	--------------	------------

MICHAEL JABLONSKI	LIB	338	3%
--------------------------	-----	------------	-----------

100.0% of precincts reporting.

These same results may also be obtained via:

- Election Telephone Hotline: 586.469.5209.

- 24-Hour Fax (Within MI): 1.888.99.CLERK (request document number 6710).
- 24-Hour Fax (Outside of MI): 1.310.575.5035 (request document number 6710).

www.MCNTV.com

webmaster@mcntv.com

[Click here to return to race list](#)

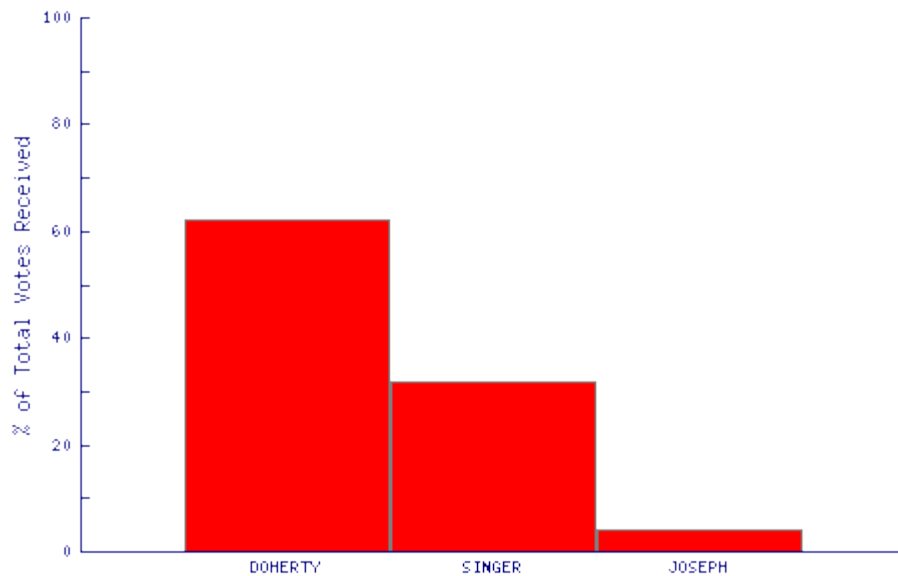
THE 2002 VOTE

County Commission 5th District

One 2-year term

ONLY Macomb County Official Election Results

View [precinct breakdown](#) or [community totals](#).



SUSAN L. DOHERTY DEM **6,015** **62%**

RONALD SINGER REP **3,192** **32%**

LOUIS E. JOSEPH NPA **474** **4%**

100.0% of precincts reporting.

These same results may also be obtained via:

- Election Telephone Hotline: 586.469.5209.

- 24-Hour Fax (Within MI): 1.888.99.CLERK (request document number 6710).
- 24-Hour Fax (Outside of MI): 1.310.575.5035 (request document number 6710).

www.MCNTV.com

webmaster@mcntv.com

[Click here to return to race list](#)

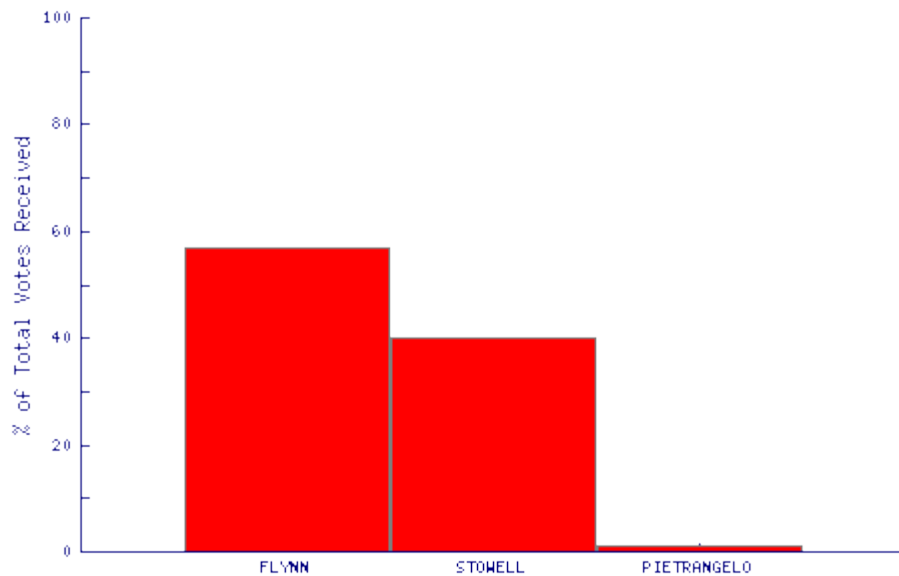
THE 2002 VOTE

County Commission 6th District

One 2-year term

ONLY Macomb County Official Election Results

View [precinct breakdown](#) or [community totals](#).



JOAN FLYNN	DEM 5,653 57%
-------------------	----------------------

AARON STOWELL	REP 3,998 40%
----------------------	----------------------

LAUREL PIETRANGELO	LIB 190 1%
---------------------------	-------------------

100.0% of precincts reporting.

These same results may also be obtained via:

- Election Telephone Hotline: 586.469.5209.

- 24-Hour Fax (Within MI): 1.888.99.CLERK (request document number 6710).
- 24-Hour Fax (Outside of MI): 1.310.575.5035 (request document number 6710).

www.MCNTV.com

webmaster@mcntv.com

[Click here to return to race list](#)

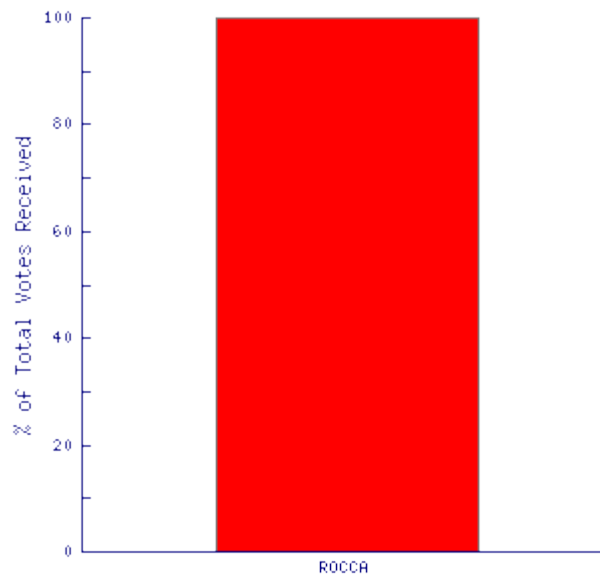


County Commission 7th District

One 2-year term

ONLY Macomb County Official Election Results

View [precinct breakdown](#) or [community totals](#).



SUE ROCCA REP 7,148 100%

100.0% of precincts reporting.

These same results may also be obtained via:

- Election Telephone Hotline: 586.469.5209.
- 24-Hour Fax (Within MI): 1.888.99.CLERK (request document number 6710).
- 24-Hour Fax (Outside of MI): 1.310.575.5035 (request document number 6710).

www.MCNTV.com

webmaster@mcntv.com