



Here are the official results of the November 7, 2000 Elections. This site is brought to you by [Macomb County Clerk/Register of Deeds Carmella Sabaugh](#) and the Macomb Cable Network.

U.S. President & Vice President

- » [President & Vice President](#)

U.S. Senator

- » [Michigan](#)

U.S. House of Representatives

- » [District 10](#)
- » [District 12](#)

State House of Representatives

- » [District 26](#)
- » [District 27](#)
- » [District 28](#)
- » [District 29](#)
- » [District 30](#)
- » [District 31](#)
- » [District 32](#)
- » [District 33](#)

State Boards

- » [State Board of Education](#)
- » [University of Michigan Board of Regents](#)
- » [Michigan State University Board of Trustees](#)
- » [Wayne State University Board of Governors](#)

County-Wide Offices

- » [Prosecuting Attorney](#)
- » [Sheriff](#)
- » [Clerk/Register of Deeds](#)
- » [Treasurer](#)
- » [Public Works Commissioner](#)
- » [Macomb Community College Trustee](#)

County Commission

- » [District 1](#)

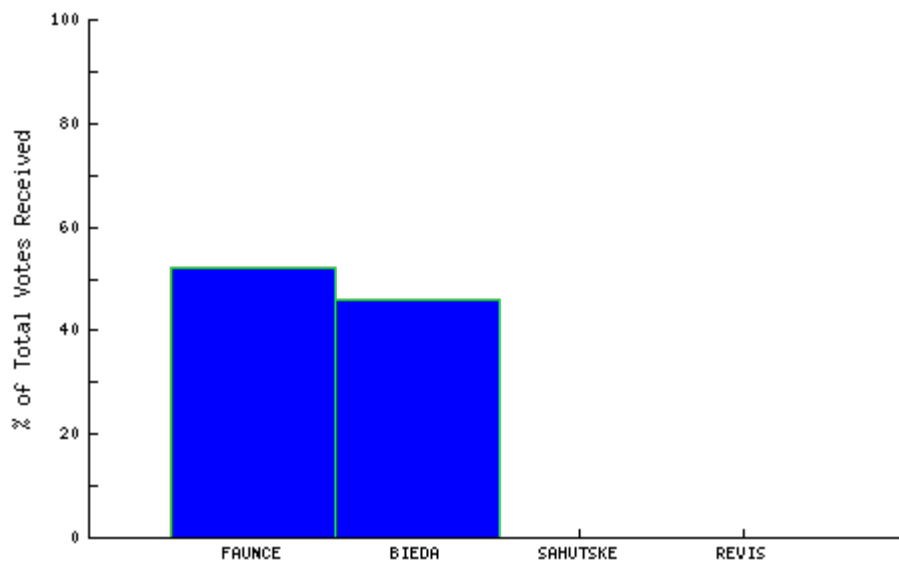
[Click here to return to race list](#)



State Representative 29th District

One 2-year term

View [precinct breakdown](#) or [community totals](#).



JENNIFER FAUNCE	REP	21,292	52%
------------------------	------------	---------------	------------

STEVE BIEDA	DEM	18,967	46%
--------------------	------------	---------------	------------

E. DEAN SAHUTSKE	LIB	308	0%
-------------------------	------------	------------	-----------

STEVEN REVIS	UST	124	0%
---------------------	------------	------------	-----------

100% of precincts reporting.

NEW: Make your own custom comparisons using our new analysis software, [FirstChart](#).

These same results may also be obtained via:

- Election Telephone Hotline: 810.469.5346.
- 24-Hour Fax (Within MI): 1.888.99.CLERK (request document number 6710).
- 24-Hour Fax (Outside of MI): 1.310.575.5035 (request document number 6710).

www.MCNTV.com

webmaster@mcntv.com

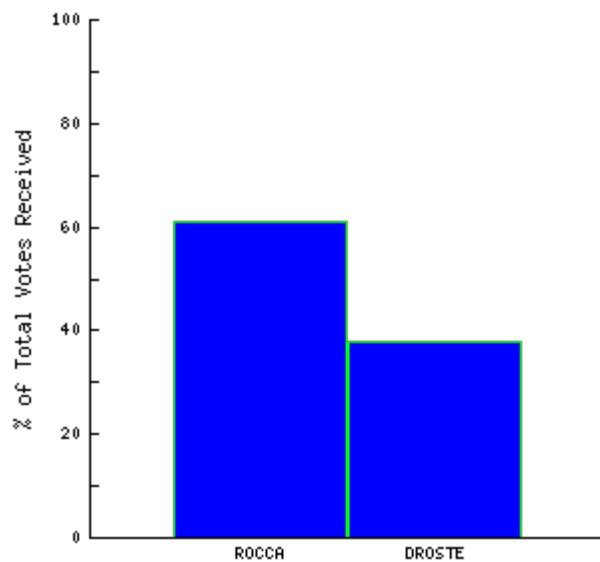
[Click here to return to race list](#)



State Representative 30th District

One 2-year term

View [precinct breakdown](#) or [community totals](#).



SAL ROCCA REP **23,625** **61%**

IRVIN DROSTE DEM **15,059** **38%**

100% of precincts reporting.

NEW: Make your own custom comparisons using our new analysis software, [FirstChart](#).

These same results may also be obtained via:

- Election Telephone Hotline: 810.469.5346.

- 24-Hour Fax (Within MI): 1.888.99.CLERK (request document number 6710).
- 24-Hour Fax (Outside of MI): 1.310.575.5035 (request document number 6710).

www.MCNTV.com

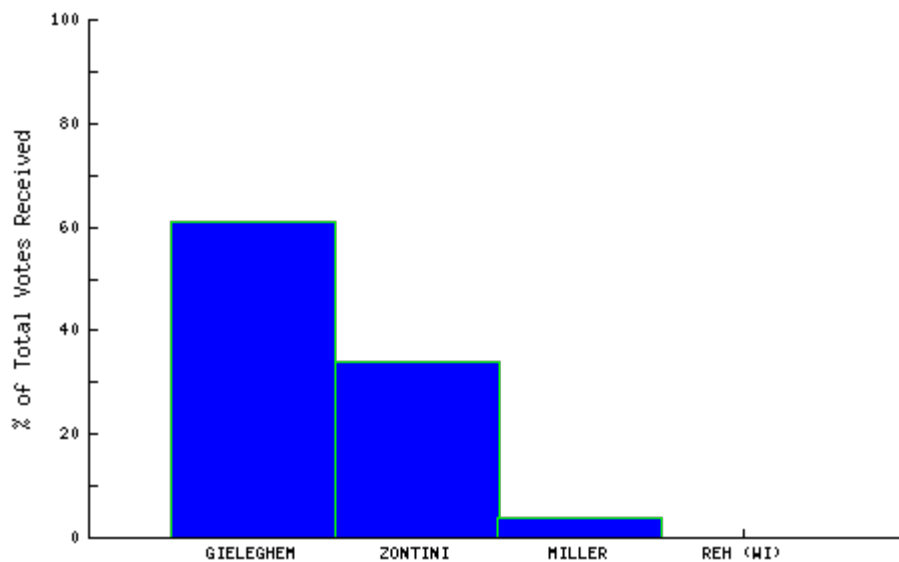
webmaster@mcntv.com

[Click here to return to race list](#)



State Representative 31st District One 2-year term

View [precinct breakdown](#) or [community totals](#).



PAUL GIELEGHEM DEM **22,039** **61%**

DIANE ZONTINI REP **12,468** **34%**

H.JAMES MILLER LIB **1,498** **4%**

GORDON REH (WI) NPA **2** **0%**

100% of precincts reporting.

NEW: Make your own custom comparisons using our new analysis software, [FirstChart](#).

These same results may also be obtained via:

- Election Telephone Hotline: 810.469.5346.
- 24-Hour Fax (Within MI): 1.888.99.CLERK (request document number 6710).
- 24-Hour Fax (Outside of MI): 1.310.575.5035 (request document number 6710).

www.MCNTV.com

webmaster@mcntv.com

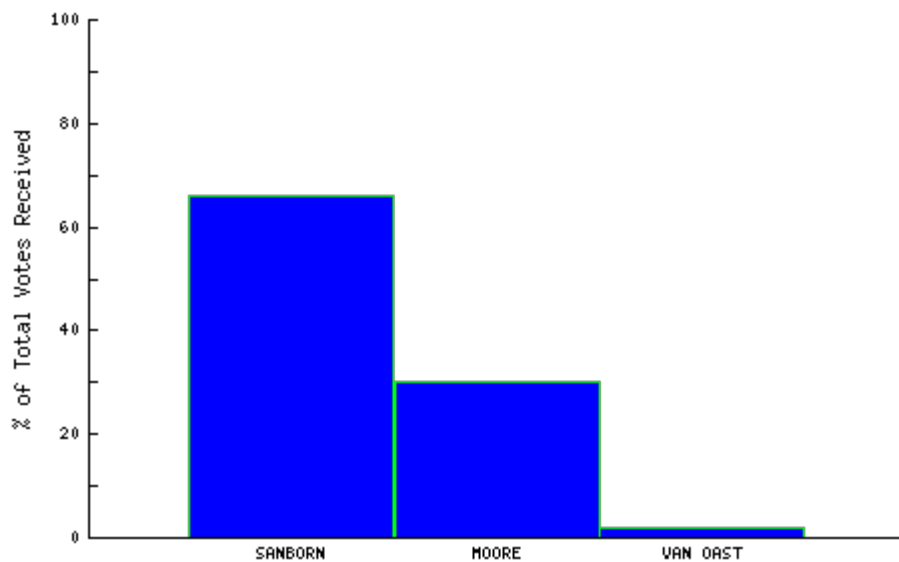
[Click here to return to race list](#)



State Representative 32nd District

One 2-year term

View [precinct breakdown](#) or [community totals](#).



ALAN SANBORN REP **32,162** **66%**

GREG MOORE DEM **14,852** **30%**

BOB VAN OAST LIB **1,286** **2%**

100% of precincts reporting.

NEW: Make your own custom comparisons using our new analysis software, [FirstChart](#).

These same results may also be obtained via:

- Election Telephone Hotline: 810.469.5346.
- 24-Hour Fax (Within MI): 1.888.99.CLERK (request document number 6710).
- 24-Hour Fax (Outside of MI): 1.310.575.5035 (request document number 6710).

www.MCNTV.com

webmaster@mcntv.com

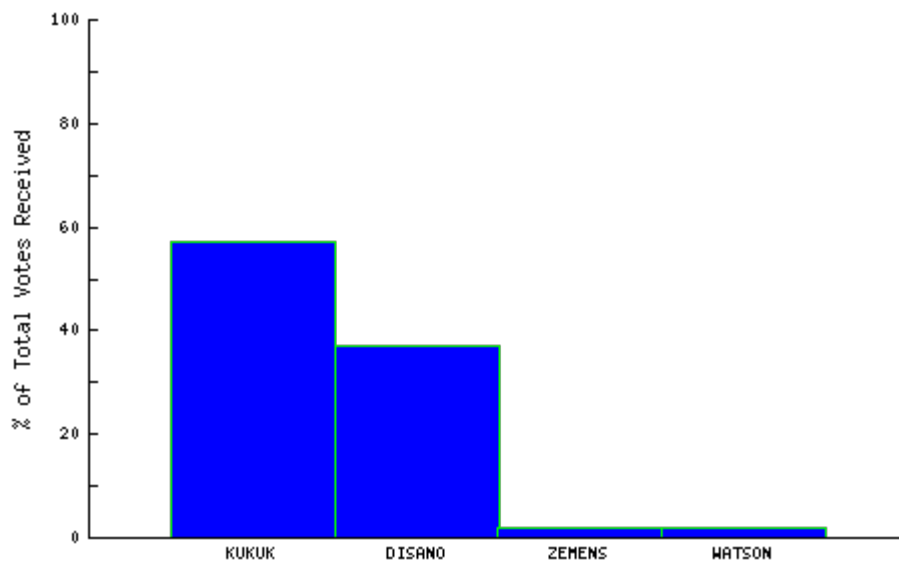
[Click here to return to race list](#)



State Representative 33rd District

One 2-year term

View [precinct breakdown](#) or [community totals](#).



JANET KUKUK	REP	32,622	57%
--------------------	------------	---------------	------------

BERNADETTE DISANO	DEM	21,090	37%
--------------------------	------------	---------------	------------

JOSEPH ZEMENS	LIB	1,334	2%
----------------------	------------	--------------	-----------

TOM WATSON	UST	1,259	2%
-------------------	------------	--------------	-----------

100% of precincts reporting.

NEW: Make your own custom comparisons using our new analysis software, [FirstChart](#).

These same results may also be obtained via:

- Election Telephone Hotline: 810.469.5346.
- 24-Hour Fax (Within MI): 1.888.99.CLERK (request document number 6710).
- 24-Hour Fax (Outside of MI): 1.310.575.5035 (request document number 6710).

www.MCNTV.com

webmaster@mcntv.com

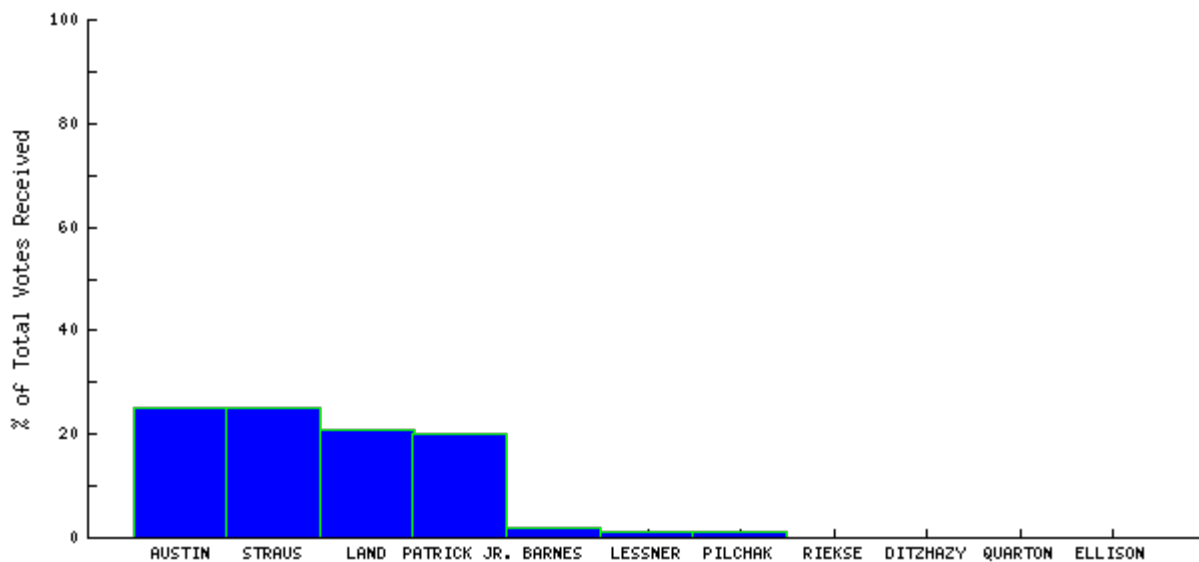
[Click here to return to race list](#)



State Board of Education

Two 8-year terms

View [precinct breakdown](#) or [community totals](#).



JOHN AUSTIN	DEM	143,081	25%
--------------------	-----	----------------	------------

KATHLEEN STRAUS	DEM	142,736	25%
------------------------	-----	----------------	------------

TERRI LYNN LAND	REP	123,195	21%
------------------------	-----	----------------	------------

LAWRENCE PATRICK JR.	REP	118,263	20%
-----------------------------	-----	----------------	------------

DIANE BARNES	LIB	11,888	2%
---------------------	-----	---------------	-----------

MARY ANN LESSNER	RFP	6,757	1%
-------------------------	-----	--------------	-----------

CLARA PILCHAK	UST	6,197	1%
MAX RIEKSE	UST	4,613	0%
HELEN E.R. DITZHAZY	RFP	3,892	0%
GAIL QUARTON	NLP	2,149	0%
LYNNEA ELLISON	NLP	2,032	0%

100% of precincts reporting.

NEW: Make your own custom comparisons using our new analysis software, [*FirstChart*](#).

These same results may also be obtained via:

- Election Telephone Hotline: 810.469.5346.
- 24-Hour Fax (Within MI): 1.888.99.CLERK (request document number 6710).
- 24-Hour Fax (Outside of MI): 1.310.575.5035 (request document number 6710).

www.MCNTV.com

webmaster@mcntv.com

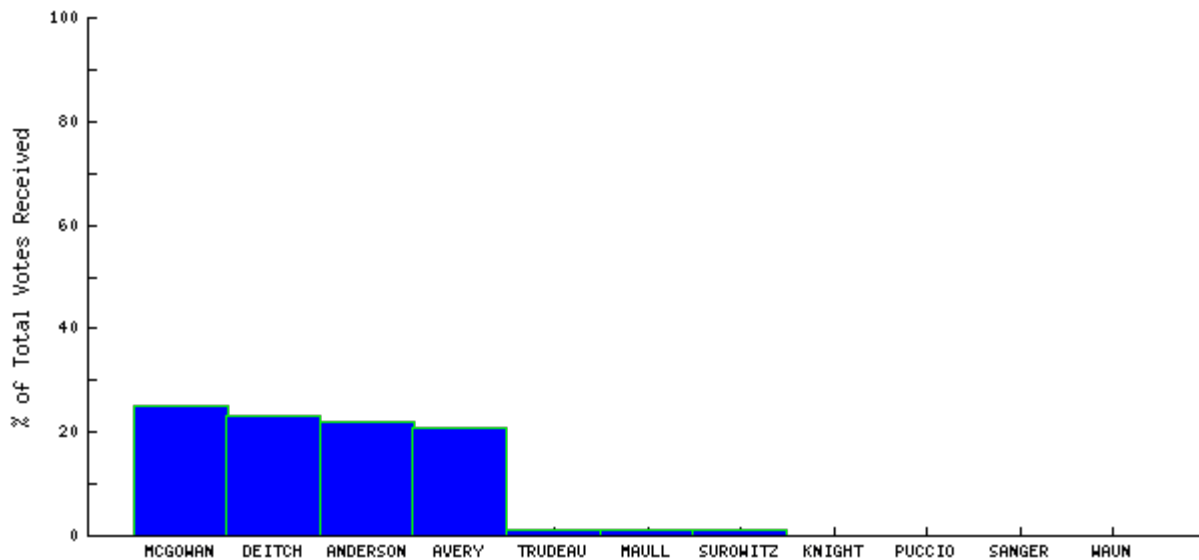
[Click here to return to race list](#)



U of M Board of Regents

Two 8-year terms

View [precinct breakdown](#) or [community totals](#).



REBECCA MCGOWAN	DEM	138,126	25%
------------------------	-----	----------------	------------

LARRY DEITCH	DEM	130,788	23%
---------------------	-----	----------------	------------

WENDY ANDERSON	REP	122,707	22%
-----------------------	-----	----------------	------------

SUSY AVERY	REP	119,686	21%
-------------------	-----	----------------	------------

SCOTT TRUDEAU	GRN	7,790	1%
----------------------	-----	--------------	-----------

TIM MAULL	LIB	7,293	1%
------------------	-----	--------------	-----------

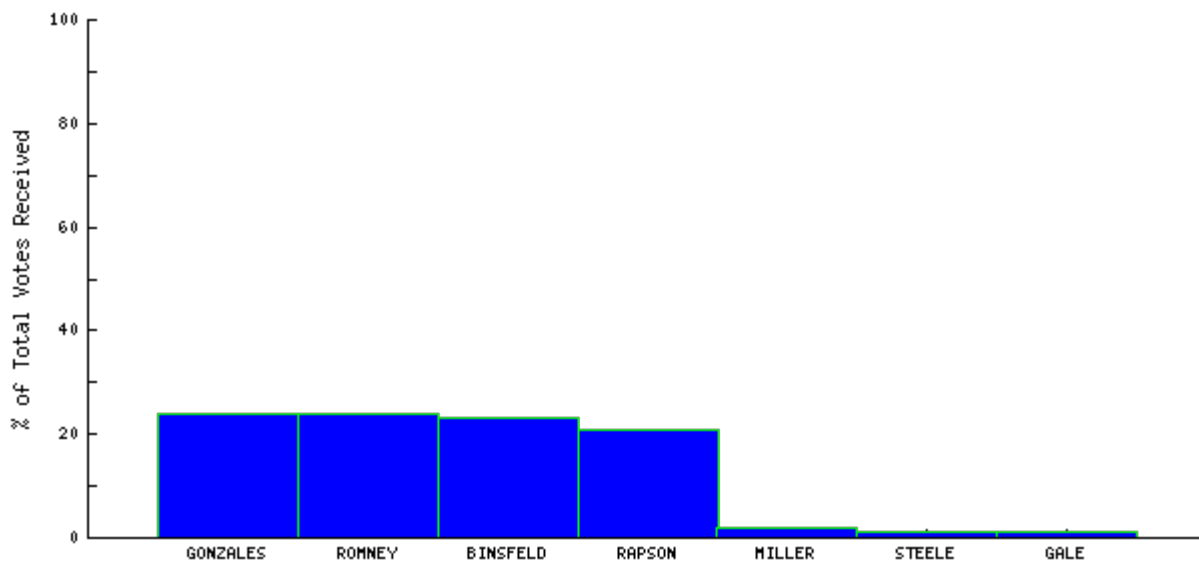
[Click here to return to race list](#)



MSU Board of Trustees

Two 8-year terms

View [precinct breakdown](#) or [community totals](#).



DOROTHY GONZALES	DEM	135,758	24%
-------------------------	------------	----------------	------------

GEORGE SCOTT ROMNEY	REP	135,592	24%
----------------------------	------------	----------------	------------

CONNIE BINSFELD	REP	127,943	23%
------------------------	------------	----------------	------------

CAL RAPSON	DEM	120,009	21%
-------------------	------------	----------------	------------

MICHAEL MILLER	LIB	12,770	2%
-----------------------	------------	---------------	-----------

VIOLET STEELE	LIB	10,679	1%
----------------------	------------	---------------	-----------

100% of precincts reporting.

NEW: Make your own custom comparisons using our new analysis software, [*FirstChart*](#).

These same results may also be obtained via:

- Election Telephone Hotline: 810.469.5346.
- 24-Hour Fax (Within MI): 1.888.99.CLERK (request document number 6710).
- 24-Hour Fax (Outside of MI): 1.310.575.5035 (request document number 6710).

www.MCNTV.com

webmaster@mcntv.com

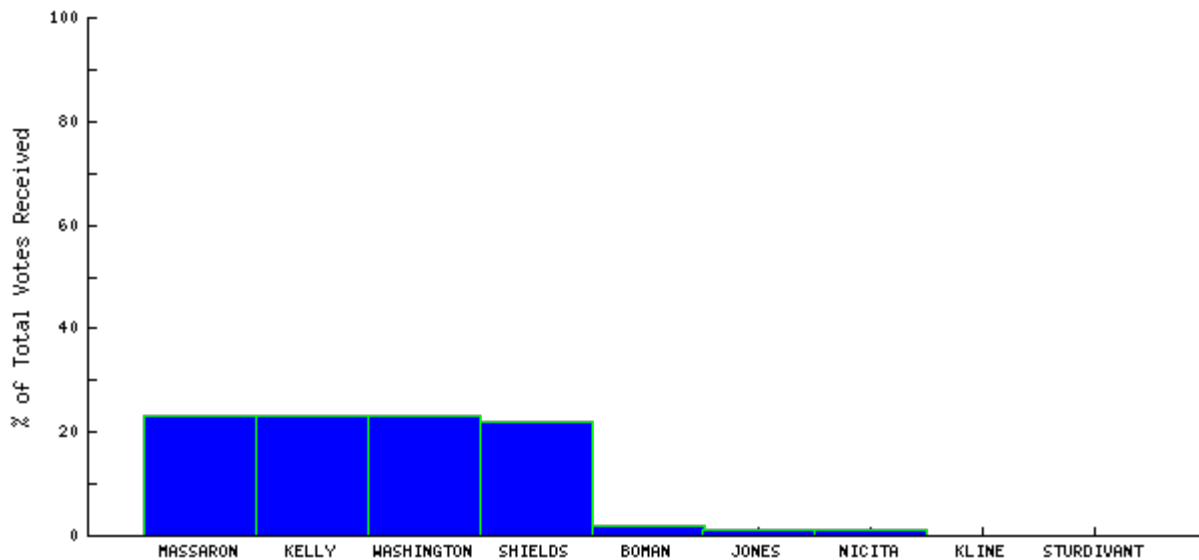
[Click here to return to race list](#)



WSU Board of Governors

Two 8-year terms

View [precinct breakdown](#) or [community totals](#).



PAUL MASSARON	DEM 127,454 23%
----------------------	------------------------

MICHAEL KELLY	REP 126,121 23%
----------------------	------------------------

JACKIE WASHINGTON	DEM 125,179 23%
--------------------------	------------------------

MARY KAY SHIELDS	REP 122,498 22%
-------------------------	------------------------

SCOTTY BOMAN	LIB 13,677 2%
---------------------	----------------------

THOMAS JONES	LIB 7,450 1%
---------------------	---------------------

JAMES NICITA	GRN	6,072	1%
FREDERICK KLINE	UST	4,652	0%
LUCRETIA STURDIVANT	UST	4,504	0%

100% of precincts reporting.

NEW: Make your own custom comparisons using our new analysis software, [***FirstChart***](#).

These same results may also be obtained via:

- Election Telephone Hotline: 810.469.5346.
- 24-Hour Fax (Within MI): 1.888.99.CLERK (request document number 6710).
- 24-Hour Fax (Outside of MI): 1.310.575.5035 (request document number 6710).

www.MCNTV.com

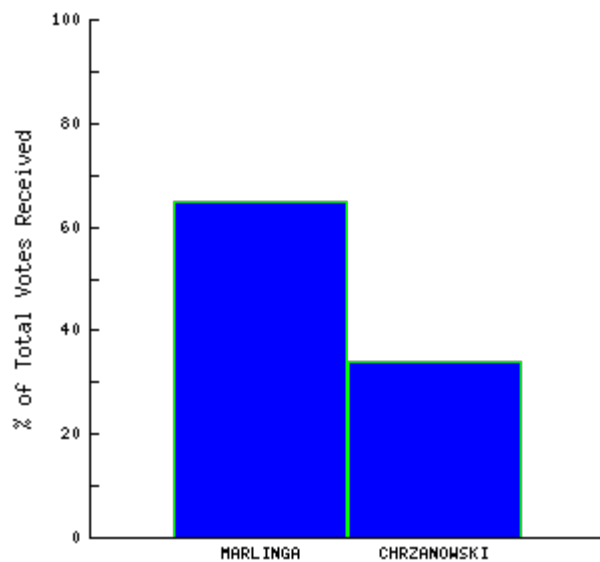
webmaster@mcntv.com

[Click here to return to race list](#)



Prosecuting Attorney One 4-year term

View [precinct breakdown](#) or [community totals](#).



CARL MARLINGA	DEM	212,480	65%
----------------------	-----	----------------	------------

ROBERT CHRZANOWSKI	REP	112,304	34%
---------------------------	-----	----------------	------------

100% of precincts reporting.

NEW: Make your own custom comparisons using our new analysis software, [FirstChart](#).

These same results may also be obtained via:

- Election Telephone Hotline: 810.469.5346.

- 24-Hour Fax (Within MI): 1.888.99.CLERK (request document number 6710).
- 24-Hour Fax (Outside of MI): 1.310.575.5035 (request document number 6710).

www.MCNTV.com

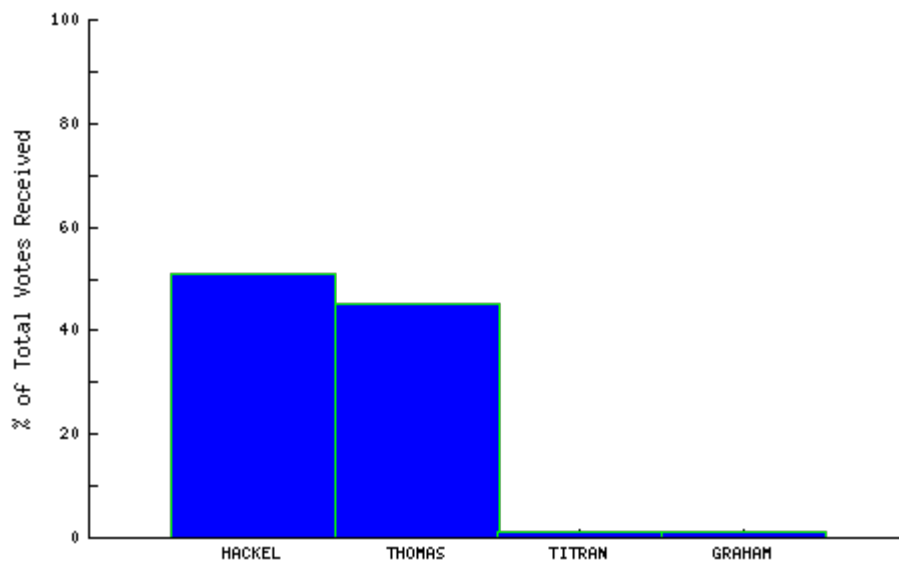
webmaster@mcntv.com

[Click here to return to race list](#)

THE 2000 VOTE

Sheriff One 4-year term

View [precinct breakdown](#) or [community totals](#).



MARK HACKEL DEM 172,466 51%

STEVE THOMAS REP 150,990 45%

ALBERT TITRAN LIB 4,122 1%

JOE GRAHAM RFP 4,093 1%

100% of precincts reporting.

NEW: Make your own custom comparisons using our new analysis software, [FirstChart](#).

These same results may also be obtained via:

- Election Telephone Hotline: 810.469.5346.
- 24-Hour Fax (Within MI): 1.888.99.CLERK (request document number 6710).
- 24-Hour Fax (Outside of MI): 1.310.575.5035 (request document number 6710).

www.MCNTV.com

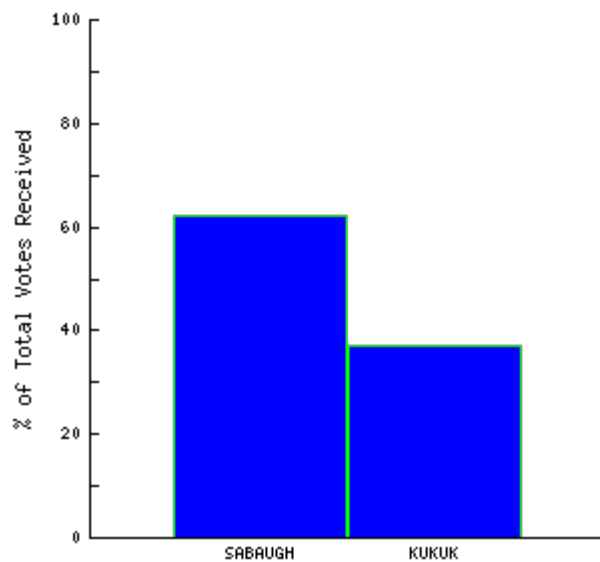
webmaster@mcntv.com

[Click here to return to race list](#)



Clerk/Register of Deeds One 4-year term

View [precinct breakdown](#) or [community totals](#).



CARMELLA SABAUGH DEM 195,723 62%

ALVIN KUKUK REP 116,467 37%

100% of precincts reporting.

NEW: Make your own custom comparisons using our new analysis software, [FirstChart](#).

These same results may also be obtained via:

- Election Telephone Hotline: 810.469.5346.

- 24-Hour Fax (Within MI): 1.888.99.CLERK (request document number 6710).
- 24-Hour Fax (Outside of MI): 1.310.575.5035 (request document number 6710).

www.MCNTV.com

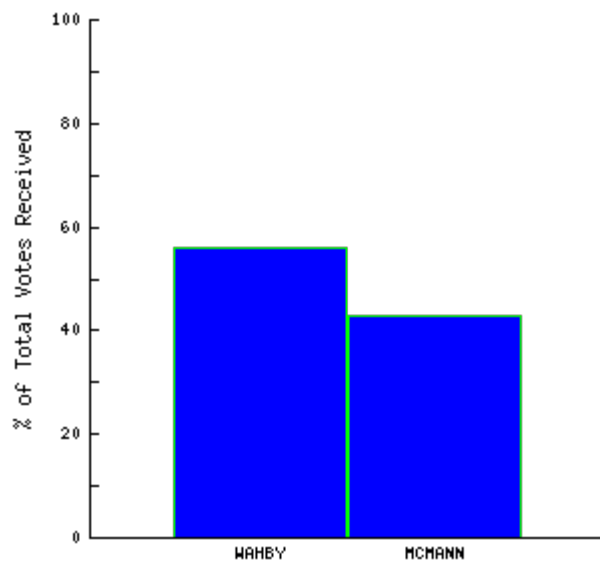
webmaster@mcntv.com

[Click here to return to race list](#)

THE 2000 VOTE

Treasurer One 4-year term

View [precinct breakdown](#) or [community totals](#).



TED WAHBY	DEM 173,463 56%
------------------	------------------------

MARY JANE MCMANN	REP 131,254 43%
-------------------------	------------------------

100% of precincts reporting.

NEW: Make your own custom comparisons using our new analysis software, [FirstChart](#).

These same results may also be obtained via:

- Election Telephone Hotline: 810.469.5346.

- 24-Hour Fax (Within MI): 1.888.99.CLERK (request document number 6710).
- 24-Hour Fax (Outside of MI): 1.310.575.5035 (request document number 6710).

www.MCNTV.com

webmaster@mcntv.com