



Here are the official results of the November 7, 2000 Elections. This site is brought to you by [Macomb County Clerk/Register of Deeds Carmella Sabaugh](#) and the Macomb Cable Network.

U.S. President & Vice President

- » [President & Vice President](#)

U.S. Senator

- » [Michigan](#)

U.S. House of Representatives

- » [District 10](#)
- » [District 12](#)

State House of Representatives

- » [District 26](#)
- » [District 27](#)
- » [District 28](#)
- » [District 29](#)
- » [District 30](#)
- » [District 31](#)
- » [District 32](#)
- » [District 33](#)

State Boards

- » [State Board of Education](#)
- » [University of Michigan Board of Regents](#)
- » [Michigan State University Board of Trustees](#)
- » [Wayne State University Board of Governors](#)

County-Wide Offices

- » [Prosecuting Attorney](#)
- » [Sheriff](#)
- » [Clerk/Register of Deeds](#)
- » [Treasurer](#)
- » [Public Works Commissioner](#)
- » [Macomb Community College Trustee](#)

County Commission

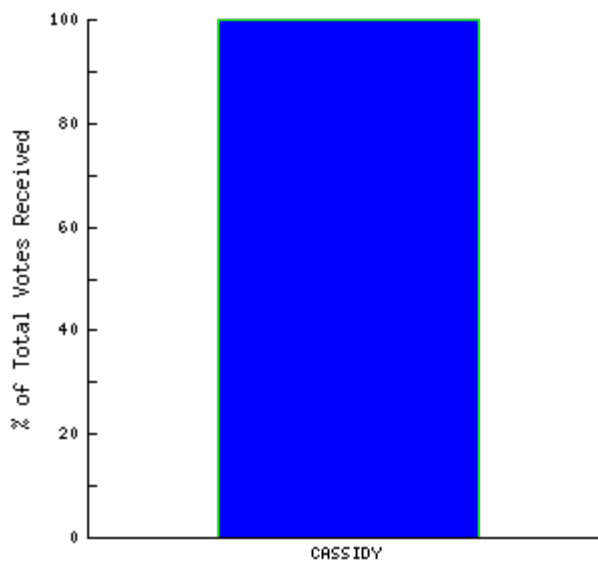
- » [District 1](#)

[Click here to return to race list](#)



42nd District/2nd Division Court Judge (Incumbent) One 6-year term

View [precinct breakdown](#) or [community totals](#).



PAUL CASSIDY 13,568 100%

100% of precincts reporting.

NEW: Make your own custom comparisons using our new analysis software, [FirstChart](#).

These same results may also be obtained via:

- Election Telephone Hotline: 810.469.5346.
- 24-Hour Fax (Within MI): 1.888.99.CLERK (request document number 6710).
- 24-Hour Fax (Outside of MI): 1.310.575.5035 (request document number 6710).

www.MCNTV.com

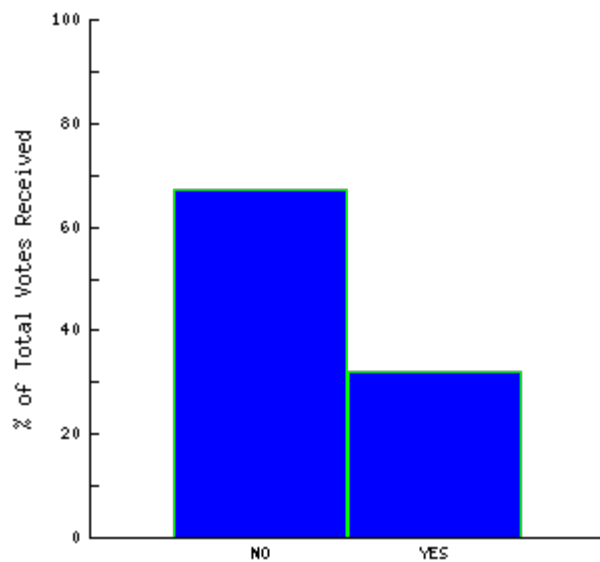
webmaster@mcntv.com

[Click here to return to race list](#)



Statewide Proposal 00-1 School Tuition Vouchers

View [precinct breakdown](#) or [community totals](#).



NO 217,038 67%

YES 104,729 32%

100% of precincts reporting.

NEW: Make your own custom comparisons using our new analysis software, [FirstChart](#).

These same results may also be obtained via:

- Election Telephone Hotline: 810.469.5346.

- 24-Hour Fax (Within MI): 1.888.99.CLERK (request document number 6710).
- 24-Hour Fax (Outside of MI): 1.310.575.5035 (request document number 6710).

www.MCNTV.com

webmaster@mcntv.com

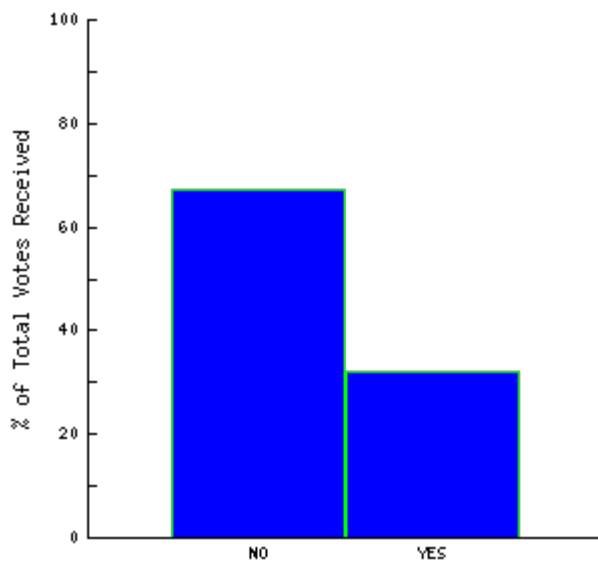
[Click here to return to race list](#)



Statewide Proposal 00-2

Two-thirds Vote Requirement of State Legislature to Enact Certain Laws

View [precinct breakdown](#) or [community totals](#).



NO 204,612 67%

YES 97,421 32%

100% of precincts reporting.

NEW: Make your own custom comparisons using our new analysis software, [FirstChart](#).

These same results may also be obtained via:

- Election Telephone Hotline: 810.469.5346.

- 24-Hour Fax (Within MI): 1.888.99.CLERK (request document number 6710).
- 24-Hour Fax (Outside of MI): 1.310.575.5035 (request document number 6710).

www.MCNTV.com

webmaster@mcntv.com



Here are the official results of the November 7, 2000 Elections. This site is brought to you by [Macomb County Clerk/Register of Deeds Carmella Sabaugh](#) and the Macomb Cable Network.

View the Macomb County [2000 Primary Election Results](#)

U.S. President & Vice President

» [President & Vice President](#)

U.S. Senator

» [Michigan](#)

U.S. House of Representatives

» [District 10](#)
» [District 12](#)

State House of Representatives

» [District 26](#)
» [District 27](#)
» [District 28](#)
» [District 29](#)
» [District 30](#)
» [District 31](#)
» [District 32](#)
» [District 33](#)

State Boards

» [State Board of Education](#)
» [University of Michigan Board of Regents](#)
» [Michigan State University Board of Trustees](#)
» [Wayne State University Board of Governors](#)

County-Wide Offices

» [Prosecuting Attorney](#)
» [Sheriff](#)
» [Clerk/Register of Deeds](#)
» [Treasurer](#)
» [Public Works Commissioner](#)
» [Macomb Community College Trustee](#)

County Commission

» [District 1](#)

- » [District 2](#)
- » [District 3](#)
- » [District 4](#)
- » [District 5](#)
- » [District 6](#)
- » [District 7](#)
- » [District 8](#)
- » [District 9](#)
- » [District 10](#)
- » [District 11](#)
- » [District 12](#)
- » [District 13](#)
- » [District 14](#)
- » [District 15](#)
- » [District 16](#)
- » [District 17](#)
- » [District 18](#)
- » [District 19](#)
- » [District 20](#)
- » [District 21](#)
- » [District 22](#)
- » [District 23](#)
- » [District 24](#)
- » [District 25](#)

Supreme Court

- » [Supreme Court Justice](#) (Incumbent)
- » [Supreme Court Justice](#) (Incumbent/Partial term ending 1/1/2005)
- » [Supreme Court Justice](#) (Incumbent/Partial term ending 1/1/2003)

Appeals Court Judge

- » [2nd District](#) (Incumbent)
- » [2nd District](#) (Non-Incumbent)

Circuit Court Judge

- » [16th District](#) (Incumbent)
- » [16th District](#) (Non-Incumbent)
- » [16th District](#) (Incumbent/Partial Term)

Probate Court Judge

- » [Probate Judge](#) (Incumbent)

District Court Judge

- » [District 37](#) (Incumbent)
- » [District 39](#) (Incumbent)
- » [District 40](#) (Incumbent)
- » [District 41A](#) (Incumbent)
- » [District 41A](#) (Non-Incumbent)
- » [District 41B](#) (Incumbent)
- » [District 41B](#) (Incumbent/Partial term ending 1/1/2003)

» [District 42/2nd Division](#) (Incumbent)

State-Wide Proposals

- » [Proposal 00-1: School Tuition Vouchers](#)
- » [Proposal 00-2: Two-thirds Super Majority](#)

These same results may also be obtained via:

- Election Telephone Hotline: 810.469.5346.
- 24-Hour Fax (Within MI): 1.888.99.CLERK (request document number 6710).
- 24-Hour Fax (Outside of MI): 1.310.575.5035 (request document number 6710).

www.MCNTV.com

webmaster@mcntv.com

[Click here to return to race list](#)



U.S. President & Vice President
 One 4-year term
Precinct Breakdown

View [summary report](#).

	HARRY BROWNE (LIB)	PATRICK BUCHANAN (WI) (NPA)	GEORGE W BUSH (REP)	AL GORE (DEM)	JOHN HAGELIN (NLP)	RALPH NADER (GRN)	HOWARD PHILLIPS (UST)
Center Line							
001	1	2	286	349	0	14	0
002	3	0	174	272	0	11	0
003	10	0	289	500	0	15	0
004	4	0	175	252	0	4	1
005	1	0	190	309	0	17	1
901	1	0	251	533	3	17	0
Eastpointe							
001	8	0	300	514	0	22	2
002	9	1	254	406	0	17	0
003	4	0	259	425	0	7	1
004	9	1	344	548	2	18	2
005	6	2	410	606	0	21	1
006	6	0	203	317	1	16	0
007	6	0	324	419	1	21	0
008	11	0	301	499	0	19	0
009	4	0	254	372	0	12	1
010	1	0	226	434	2	7	0
011	4	0	259	477	0	15	1
012	6	1	289	487	0	10	0
013	5	0	170	302	0	9	0
014	5	0	179	402	0	15	1
015A	2	0	228	495	0	14	2

016	4	1	349	459	0	16	0
017	1	1	151	142	0	1	0
901	7	0	883	1,254	2	61	4
Fraser							
001	2	2	318	391	0	13	1
002	3	0	489	446	0	18	2
003	5	1	315	370	0	9	1
004	3	0	385	590	2	16	0
005	5	1	389	474	0	8	1
006	6	0	550	431	0	9	2
007	6	0	232	295	1	15	0
901	1	3	647	746	3	27	1
Memphis							
001	1	0	184	144	0	6	0
901	1	0	13	19	1	2	0
Mt. Clemens							
001	0	0	67	496	1	4	0
002	7	0	347	405	1	21	1
003	10	0	263	398	0	30	0
004	7	0	222	376	0	24	0
005	3	0	67	476	1	6	1
006	6	0	202	420	0	22	1
008	5	0	230	314	1	15	0
009	5	4	330	289	0	8	1
010	1	0	173	134	2	5	0
901	5	1	492	656	1	16	0
New Baltimore							
001	2	0	337	325	0	14	1
002	3	0	383	320	2	13	0
003	6	0	784	683	0	36	0
004	4	1	323	331	0	15	1
Richmond City							
001	4	1	478	427	0	19	1
002	7	0	422	377	0	20	0
901	3	0	236	200	0	8	1
Roseville							
001	0	5	196	337	0	9	0
002	1	0	250	381	0	15	1
003	10	0	258	608	0	15	1
004	4	0	258	393	1	9	0

005	9	0	389	623	1	20	2
007	2	0	176	315	0	12	1
008	9	2	346	549	0	26	2
009	0	2	295	452	0	6	0
010	9	0	210	298	0	7	0
011	8	0	296	480	1	12	1
012	10	0	255	378	0	20	0
013	4	0	212	352	0	13	0
014	4	0	202	307	0	14	0
015	6	0	379	612	0	19	0
016	7	2	416	662	0	30	0
017	5	0	278	495	0	12	0
018	2	0	279	364	2	14	1
019	5	0	238	310	1	9	1
020	3	1	297	401	0	15	0
022	6	4	331	560	0	18	1
023	5	0	265	441	1	19	1
901	7	1	773	1,284	0	29	2
902	5	0	460	815	0	18	1

St. Clair Shores

001	10	1	1,128	760	2	33	1
002	5	2	640	625	0	31	2
005	13	0	647	814	0	50	0
006	8	0	658	760	0	38	1
008	9	0	440	502	0	25	1
009	5	1	291	436	0	16	3
010	13	2	795	1,068	1	35	0
012	12	0	961	875	0	45	2
014	5	4	754	857	0	35	2
016	13	1	619	734	0	38	0
017	7	0	689	698	1	34	0
018	2	3	787	720	1	27	1
019	4	0	314	434	3	18	1
021	6	0	286	410	0	9	0
022	7	1	844	919	0	43	4
024	5	0	393	423	0	16	2
025	7	0	498	619	0	28	1
026	12	0	618	703	0	25	0
027	5	2	781	1,022	0	31	1
029	9	0	628	776	0	16	2

032	9	0	393	404	1	27	1
035	7	0	366	411	0	12	0
036	5	0	629	630	0	29	0
041	9	0	544	701	1	23	0
042	5	0	472	506	0	21	2

Sterling Heights

001	7	0	429	508	2	12	1
002	4	1	505	513	0	30	1
003	3	3	431	503	0	14	0
004	6	2	496	565	0	13	0
005	2	0	475	466	0	11	1
006	7	0	371	344	2	15	0
007	1	0	128	148	0	4	0
008	5	0	279	226	1	14	1
009	2	0	611	394	0	21	0
010	1	0	289	278	0	15	0
011	3	0	518	507	0	18	0
012	5	0	357	390	0	16	1
013	6	2	324	335	0	13	0
014	3	0	322	288	1	8	0
015	4	0	427	383	0	10	0
016	7	2	351	381	0	10	0
017	6	2	458	362	0	10	1
018	6	0	481	452	1	13	1
019	3	1	379	454	1	10	0
020	4	1	513	521	0	27	2
021	7	1	251	316	0	13	0
022	5	2	320	280	0	6	0
023	6	0	257	266	0	10	0
024	4	0	310	344	0	4	1
025	4	0	565	422	1	17	0
026	9	0	490	431	1	16	1
027	8	2	469	454	1	14	0
028	9	0	456	522	0	23	1
029	4	1	317	321	2	20	2
030	4	0	529	318	0	18	0
031	5	0	517	508	0	22	0
032	2	1	606	467	0	8	0
033	5	0	456	445	1	19	0
034	4	4	554	510	2	15	0

035	2	0	230	344	0	13	1
036	4	1	192	241	0	7	1
037	1	1	400	293	0	11	0
038	8	1	555	349	0	10	0
039	7	1	351	387	2	15	0
040	3	1	590	556	1	19	1
041	5	3	604	470	0	17	0
042	2	0	199	182	1	1	0
043	9	0	518	587	0	18	0
044	3	5	218	251	0	11	0
045	4	1	385	363	1	11	1
046	4	1	355	339	0	9	0
047	2	0	229	316	0	11	1
048	3	0	375	334	0	15	0
049	5	0	452	316	1	10	1
050	6	1	657	409	0	11	0
051	5	1	413	281	1	11	0
052	3	2	290	175	0	6	0
901	4	0	671	684	0	23	1
902	3	0	465	481	0	14	1
903	3	0	988	1,064	0	25	0
904	6	1	910	920	0	31	2
905	3	0	489	499	0	18	0
906	12	0	1,243	1,293	2	41	0
907	3	1	556	402	1	13	1

Utica

001	4	4	166	177	0	10	0
002	2	1	377	293	0	8	0
003	3	0	207	283	2	11	1
901	1	0	226	209	0	3	0

Warren

001	2	0	51	276	0	2	0
002	10	0	188	354	0	10	0
003	2	0	142	277	1	16	0
004	2	1	239	512	0	21	0
006	3	0	119	265	1	9	0
008	5	1	182	293	0	13	0
010	5	0	222	430	0	19	0
011	8	0	151	233	0	3	0
012	2	0	198	298	0	12	0

013	2	0	265	405	0	22	0
015	2	0	92	207	0	4	1
016	5	0	98	263	0	5	0
017	1	2	97	257	0	10	0
018	1	0	124	244	0	6	0
020	1	0	121	238	0	7	0
021	6	0	96	187	0	9	0
022	2	0	68	211	0	6	0
023	5	0	128	242	0	6	0
024	5	0	196	370	1	14	1
026	1	0	127	240	0	13	0
027	0	0	92	127	0	7	1
028	2	0	121	188	0	8	0
029	2	0	249	522	0	15	2
032	3	0	145	275	1	6	1
033	1	0	127	216	0	11	1
034	7	1	194	326	3	17	0
036	4	0	215	354	0	12	1
037	4	0	155	272	0	9	5
038	3	0	109	237	0	7	1
039	0	0	182	206	0	7	0
040	6	2	169	237	0	12	0
041	3	0	161	258	0	11	0
042	4	0	292	418	0	17	1
043	3	0	56	71	0	2	0
045	4	0	173	281	0	10	0
046	2	0	293	360	0	14	1
047	2	1	105	140	1	4	0
048	0	0	238	388	1	11	0
049	5	0	168	222	0	9	1
050	8	0	288	339	2	14	2
052	1	0	144	271	0	5	0
053	2	0	302	389	0	14	0
055	1	0	189	225	0	6	0
056	0	0	212	264	0	8	0
058	2	0	268	419	1	11	0
060	5	2	257	302	1	9	0
061	8	1	268	361	0	11	0
062	1	0	208	340	0	10	0
063	3	0	186	292	0	14	1

064	2	0	256	302	0	13	0
066	1	0	232	255	1	9	0
067	1	0	354	306	0	10	0
068	3	0	245	353	0	13	0
069	2	0	229	341	0	16	0
070	0	0	311	360	0	19	1
071	2	3	224	237	0	10	1
072	2	1	220	187	0	8	0
072A	3	1	75	267	0	7	0
073	8	8	275	273	0	16	0
074	2	0	391	503	2	22	0
076	4	0	289	377	0	10	0
078	3	0	229	280	0	11	0
080	0	0	294	279	0	13	2
081	3	0	117	205	0	1	1
082	4	0	193	250	2	13	0
084	6	1	370	435	1	15	0
085	6	2	336	321	0	13	2
086	2	2	428	431	0	13	1
088	3	0	194	241	1	8	0
090	1	0	264	258	0	9	0
092	1	0	185	196	0	12	1
093	3	0	330	404	0	10	3
094	4	0	311	429	0	16	1
096	2	1	204	241	0	5	0
097	0	0	294	283	0	8	0
098	1	0	202	185	0	11	0
099	0	0	129	152	0	5	0
099A	6	0	283	253	0	12	0
100	3	0	204	190	0	16	1
101	1	0	252	243	0	6	0
102	4	1	220	235	0	13	1
103	2	1	253	326	0	10	1
105	7	0	392	319	0	13	0
106	9	0	314	300	0	8	0
108	4	0	397	430	1	16	0
109	3	0	326	413	0	7	0
110	3	0	303	415	1	9	1
901	8	0	660	1,127	1	31	1
902	4	0	138	278	0	9	0

903	2	0	146	275	0	9	0
904	0	0	322	413	0	15	0
905	9	0	1,052	1,344	0	42	0
906	2	0	469	724	0	23	0
907	3	0	889	1,120	0	28	2
908	15	0	1,507	1,839	0	53	0

Armada Township

001	15	11	917	622	0	32	3
002	9	5	569	367	1	20	3

Bruce Township

001	10	0	358	309	0	7	0
002	7	0	740	328	0	20	1
003	7	4	517	393	1	16	2
004	4	1	318	152	1	8	0
901	6	2	528	312	0	14	0

Chesterfield Township

001	4	0	473	457	1	15	0
002	7	0	548	504	0	11	0
003	10	1	684	569	1	29	0
004	2	0	289	222	3	3	1
005	6	0	424	397	1	16	1
006	1	1	339	313	0	5	0
007	4	0	441	430	0	10	0
008	10	0	524	488	0	25	0
009	7	0	465	438	0	15	1
010	4	0	396	301	2	12	0
011	15	0	548	650	0	22	1
012	3	1	326	487	1	14	0
013	4	0	384	272	0	4	0
014	3	0	462	332	0	3	1
015	3	0	118	191	3	14	0
901	7	0	905	863	0	24	0
902	0	0	330	296	0	14	0

Clinton Township

001	13	0	1,003	956	1	38	1
002	4	0	231	239	0	13	3
003	7	0	301	547	1	16	0
004	10	0	393	815	0	23	0
005	1	0	44	551	1	1	2
006	1	0	481	574	0	28	0

007	2	0	223	349	0	8	0
008	11	0	374	472	0	14	4
009	5	1	288	328	0	12	2
010	2	0	661	500	0	12	1
011	11	0	325	451	0	17	3
012	4	0	252	265	0	3	1
013	8	0	385	466	0	17	0
014	5	0	194	257	0	15	0
015	8	0	386	426	0	24	1
016	4	0	419	415	0	11	0
017	4	0	327	562	0	25	0
018	5	0	447	466	0	19	1
019	4	0	582	302	0	17	1
020	4	0	230	430	0	16	1
021	4	0	249	359	0	15	0
022	9	0	432	580	0	18	1
023	4	2	757	616	0	17	0
024	6	0	408	368	0	14	0
025	2	0	476	598	1	16	2
026	6	0	685	556	0	23	0
030	7	0	435	475	0	26	0
031	4	1	426	486	0	15	0
032	1	1	388	236	0	7	0
033	4	0	530	686	1	20	1
035	7	1	682	866	0	18	0
036	14	0	505	511	1	17	1
037	8	0	567	689	0	24	1
038	7	0	1,248	825	0	31	0
039	6	0	757	704	0	25	0
040	7	2	221	264	0	13	0
041	7	0	460	530	0	16	0
042	4	0	507	600	0	24	0
043	2	0	216	144	0	5	0
044	5	2	532	563	0	16	2
045	9	0	943	726	2	31	0
046	1	0	457	322	0	12	0

Harrison Township

001	5	0	363	474	0	17	0
002	1	0	199	226	0	5	0
003	4	0	327	349	0	18	1

004	8	0	574	486	0	16	0
005	6	0	550	335	0	14	2
006	12	0	438	440	0	4	0
007	12	1	527	406	2	16	0
008	2	0	86	166	0	4	0
009	2	0	371	242	0	11	0
010	4	0	297	286	1	12	0
011	4	0	277	375	0	15	0
012	3	0	134	175	0	14	0
901	0	0	259	188	0	10	0
902	5	5	1,206	963	2	34	2

Lake Township

001	0	0	33	13	0	2	0
-----	---	---	----	----	---	---	---

Lenox Township

001	6	0	490	298	0	11	0
002	10	0	510	464	0	16	0
003	2	0	300	573	1	9	0

Macomb Township

001	12	2	1,078	723	0	21	0
002	1	1	521	487	0	13	1
003	0	0	850	595	0	11	0
004	6	0	632	589	0	19	2
005	10	0	541	409	0	11	1
006	4	3	348	299	0	9	1
007	5	0	686	509	1	19	0
008	10	0	422	541	0	14	0
009	1	0	558	464	0	6	0
010	8	0	265	381	0	12	0
011	4	0	400	321	0	11	0
012	10	0	422	344	0	11	0
013	2	0	521	397	0	12	0
014	5	0	517	349	0	13	0
015	0	0	745	606	0	16	0
016	6	0	468	323	0	11	0
017	12	1	932	668	0	16	0
018	5	0	249	368	0	10	0
901	19	1	2,208	1,876	3	52	1

Ray Township

001	3	4	336	200	0	5	0
002	3	1	443	306	0	7	2

901	3	2	365	205	1	5	0
-----	---	---	-----	-----	---	---	---

Richmond Township

001	11	10	935	564	1	17	2
-----	----	----	-----	-----	---	----	---

Shelby Township

001	4	0	666	422	0	9	0
002	5	0	587	432	4	15	1
003	6	2	296	220	0	15	0
004	2	0	514	355	0	15	0
005	4	0	397	290	1	12	1
006	4	0	339	400	0	14	1
007	4	1	554	358	2	20	1
008	9	1	296	204	0	10	0
009	3	1	376	343	0	15	0
010	7	0	423	322	0	16	0
011	5	0	425	413	0	26	1
012	7	0	390	251	2	9	0
013	2	0	296	221	0	21	0
014	1	2	359	216	0	13	1
015	3	2	336	229	1	10	0
016	2	0	627	289	0	8	0
017	2	0	533	386	0	11	0
018	4	0	248	166	0	4	0
019	3	0	434	273	1	13	0
020	2	0	197	245	0	11	0
021	6	0	336	324	1	21	1
022	3	1	747	403	0	21	0
023	6	1	669	295	0	8	0
024	1	0	683	320	0	12	0
025	5	2	634	345	0	10	1
026	5	0	308	346	0	14	0
027	1	0	414	320	0	5	0
028	5	0	450	412	0	11	0
029	1	0	321	186	0	4	0
901	9	6	817	604	1	36	1
902	23	9	3,437	2,425	0	106	0

Washington Township

001	1	1	401	324	0	15	0
002	5	0	549	389	0	16	1
003	1	1	482	269	0	10	1
004	2	1	551	488	0	16	0

005	7	0	594	335	2	17	0
006	1	1	833	410	0	9	1
008	9	2	815	460	0	18	0
901	11	2	1,328	837	0	25	0

NEW: Make your own custom comparisons using our new analysis software, [FirstChart](#).

These same results may also be obtained via:

- Election Telephone Hotline: 810.469.5346.
- 24-Hour Fax (Within MI): 1.888.99.CLERK (request document number 6710).
- 24-Hour Fax (Outside of MI): 1.310.575.5035 (request document number 6710).

www.MCNTV.com

webmaster@mcntv.com

[Click here to return to race list](#)



U.S. President & Vice President
One 4-year term
Community Totals

View [summary report](#).

	HARRY BROWNE (LIB)	PATRICK BUCHANAN (WI) (NPA)	GEORGE W BUSH (REP)	AL GORE (DEM)	JOHN HAGELIN (NLP)	RALPH NADER (GRN)	HOWARD PHILLIPS (UST)
Center Line	20	2	1,365	2,215	3	78	2
Eastpointe	98	7	5,383	8,558	8	301	15
Fraser	31	7	3,325	3,743	6	115	8
Memphis	2	0	197	163	1	8	0
Mt. Clemens	49	5	2,393	3,964	7	151	4
New Baltimore	15	1	1,827	1,659	2	78	2
Richmond City	14	1	1,136	1,004	0	47	2
Roseville	121	17	7,059	11,417	7	361	15
St. Clair Shores	192	17	15,175	16,807	10	705	27
Sterling Heights	271	46	26,576	25,158	26	860	25
Utica	10	5	976	962	2	32	1
Warren	310	32	23,778	32,697	23	1,134	40
Armada Township	24	16	1,486	989	1	52	6
Bruce Township	34	7	2,461	1,494	2	65	3
Chesterfield Township	90	3	7,656	7,210	12	236	5
Clinton Township	237	10	19,427	21,075	8	732	29
Harrison Township	68	6	5,608	5,111	5	190	5
Lake Township	0	0	33	13	0	2	0
Lenox Township	18	0	1,300	1,335	1	36	0
Macomb Township	120	8	12,363	10,249	4	287	6

Ray Township	9	7	1,144	711	1	17	2
Richmond Township	11	10	935	564	1	17	2
Shelby Township	144	28	17,109	12,015	13	515	9
Washington Township	37	8	5,553	3,512	2	126	3

NEW: Make your own custom comparisons using our new analysis software, [FirstChart](#).

These same results may also be obtained via:

- Election Telephone Hotline: 810.469.5346.
- 24-Hour Fax (Within MI): 1.888.99.CLERK (request document number 6710).
- 24-Hour Fax (Outside of MI): 1.310.575.5035 (request document number 6710).

www.MCNTV.com

webmaster@mcntv.com

[Click here to return to race list](#)



U.S. Senator
 One 6-year term
Precinct Breakdown

View [summary report](#).

	MATTHEW R ABEL (GRN)	SPENCE ABRAHAM (REP)	MICHAEL R CORLISS (LIB)	MARK A FORTON (RFP)	JOHN MANGOPOULOS (UST)	WILLIAM QUARTON (NLP)	DEBBIE STABENOW (DEM)	
Center Line								
001	4	282	6	9	2	1		340
002	3	168	6	10	3	0		260
003	3	292	16	11	3	1		481
004	5	170	12	5	2	0		235
005	7	182	3	8	3	0		303
901	9	264	3	3	7	5		503
Eastpointe								
001	14	312	12	9	4	1		482
002	13	262	10	9	3	0		385
003	3	272	10	9	2	0		393
004	12	357	12	8	6	3		509
005	17	409	14	14	3	0		568
006	8	211	6	5	2	3		300
007	8	311	9	11	0	1		418
008	9	319	13	5	0	0		477
009	7	247	10	12	3	1		354
010	2	238	5	6	4	1		408
011	5	263	8	11	6	3		450
012	4	295	15	7	3	0		458
013	5	186	8	5	4	1		269
014	5	196	6	6	5	2		376
015A	4	237	5	7	2	3		477

016	6	367	8	8	0	3	424
017	1	137	2	0	4	0	150
901	8	908	17	19	10	7	1,237
Fraser							
001	2	326	8	12	3	0	356
002	6	472	8	13	2	1	435
003	6	321	8	7	0	0	346
004	8	384	15	12	2	1	555
005	3	370	7	10	3	6	463
006	7	529	11	10	5	1	418
007	7	245	7	4	1	1	280
901	11	620	10	11	6	0	736
Memphis							
001	2	182	4	10	0	0	128
901	1	14	1	0	0	1	15
Mt. Clemens							
001	1	62	1	5	3	1	488
002	9	333	21	3	3	4	398
003	20	281	19	11	0	3	365
004	13	229	8	10	2	3	364
005	1	70	3	6	1	2	461
006	10	213	5	5	4	1	410
008	10	225	6	8	1	0	306
009	5	321	12	8	1	0	278
010	1	164	4	3	0	0	131
901	7	526	5	16	8	2	595
New Baltimore							
001	3	331	4	11	6	1	306
002	9	348	4	16	5	3	320
003	14	785	16	18	2	2	654
004	4	330	5	9	3	1	316
Richmond City							
001	10	475	8	14	11	2	395
002	8	436	10	17	3	1	337
901	1	226	9	0	1	0	207
Roseville							
001	7	190	6	8	3	2	322
002	5	267	5	9	5	2	348
003	6	270	14	8	3	1	578
004	4	255	7	7	2	1	380

005	17	385	16	16	8	1	595
007	7	182	7	10	2	2	294
008	10	362	16	12	10	2	519
009	7	287	6	10	5	0	438
010	8	215	9	4	3	2	274
011	6	320	8	10	2	1	441
012	10	237	12	7	3	1	384
013	6	210	5	5	5	0	343
014	6	206	9	7	5	2	283
015	12	385	8	10	4	1	583
016	12	408	18	12	8	1	639
017	7	296	5	11	3	2	457
018	10	269	4	9	4	0	346
019	0	229	13	4	1	2	304
020	7	300	9	5	2	0	387
022	13	346	8	14	4	2	519
023	7	281	13	10	5	1	398
901	17	780	5	13	7	3	1,230
902	8	449	10	12	3	0	797

St. Clair Shores

001	16	1,115	17	7	3	2	754
002	9	656	7	12	4	2	601
005	18	632	18	18	8	1	807
006	16	685	10	18	9	2	703
008	5	443	9	15	2	1	487
009	9	305	11	14	2	2	398
010	17	807	13	22	4	2	1,017
012	20	953	19	12	7	1	853
014	12	762	14	15	7	1	815
016	20	631	16	8	4	1	713
017	22	691	9	11	4	2	670
018	15	794	14	14	3	1	670
019	5	322	7	12	2	2	413
021	2	311	8	5	1	1	372
022	19	887	15	19	3	2	845
024	5	389	9	5	4	1	416
025	16	493	8	14	4	0	583
026	12	627	16	14	6	4	655
027	16	807	17	15	7	3	930
029	9	642	13	9	5	1	721