



Election Results

Macomb County August 3, 2010 Election

Click below for the official results of the August 3, 2010 Primary Election for Macomb County as the results are tabulated.

This site is brought to you by [Macomb County Clerk/Register of Deeds Carmella Sabaugh](#). Macomb County campaign finance documents are available online.

View the results of previous elections at the [Macomb County Clerk's Election Department](#). Choose an option below to explore our site.



Results

Click for election results by race, including breakdown by precincts.



Precinct Reporting Details

Click for a listing of precincts and jurisdictions yet to report.



Campaign Finance Reports

Click for Campaign Finance Reports, committees that still owe fees to the County, and more.



More Election Information

Click to visit the Macomb County Clerk's Election Department's website.



Voter Turnout

Click for a listing of voter turnout by jurisdiction.



Election Results

Delegate to County Convention Warren - Precinct 5

Official results, updated August 12, 8:13 AM

[Race List](#) | [Delegate List](#) | [Race Summary](#)

NOTE: Results do not include votes cast for write-in candidates.

Republican Party				
1 of 1 (100.0%) precincts reporting				
Vote for not more than 2				
Daniel J. Buchholtz	REP	74	64.9%	
Shallamar N. MacPherson	REP	40	35.1%	

Democratic Party				
1 of 1 (100.0%) precincts reporting				
Vote for not more than 2				
Jackie Kelly	DEM	109	60.2%	
Warren Josiah Hoover	DEM	72	39.8%	

These same results may also be obtained via:
> Election Telephone Hotline: 586.469.5209



Election Results

Delegate to County Convention Warren - Precinct 6

Official results, updated August 12, 8:13 AM

[Race List](#) | [Delegate List](#) | [Race Summary](#)

NOTE: Results do not include votes cast for write-in candidates.

Republican Party				
1 of 1 (100.0%) precincts reporting				
Vote for not more than 3				
Jason E. Balaska	REP	157	100.0%	<div style="width: 100%;"><div style="width: 100%;"></div></div>

Democratic Party				
1 of 1 (100.0%) precincts reporting				
Vote for not more than 2				
Patricia Bugajewski	DEM	217	100.0%	<div style="width: 100%;"><div style="width: 100%;"></div></div>

These same results may also be obtained via:
> Election Telephone Hotline: 586.469.5209



Delegate to County Convention Warren - Precinct 7

Official results, updated August 12, 8:13 AM

[Race List](#) | [Delegate List](#) | [Race Summary](#)

NOTE: Results do not include votes cast for write-in candidates.

Republican Party	
There are no declared candidates for this office.	

Democratic Party	
1 of 1 (100.0%) precincts reporting	
Vote for not more than 2	
John Charles Chmiel	DEM 65 100.0%

These same results may also be obtained via:
> Election Telephone Hotline: 586.469.5209



Delegate to County Convention Warren - Precinct 8

Official results, updated August 12, 8:13 AM

[Race List](#) | [Delegate List](#) | [Race Summary](#)

NOTE: Results do not include votes cast for write-in candidates.

Republican Party	
There are no declared candidates for this office.	

Democratic Party	
1 of 1 (100.0%) precincts reporting	
Vote for not more than 2	
Ray Kelsey	DEM 34 100.0%

These same results may also be obtained via:
> Election Telephone Hotline: 586.469.5209



Delegate to County Convention Warren - Precinct 9

Official results, updated August 12, 8:13 AM

[Race List](#) | [Delegate List](#) | [Race Summary](#)

NOTE: Results do not include votes cast for write-in candidates.

Republican Party	
There are no declared candidates for this office.	

Democratic Party	
1 of 1 (100.0%) precincts reporting	
Vote for not more than 2	
William Pippin	DEM 69 100.0%

These same results may also be obtained via:
> Election Telephone Hotline: 586.469.5209



Election Results

Delegate to County Convention Warren - Precinct 10

Official results, updated August 12, 8:13 AM

[Race List](#) | [Delegate List](#) | [Race Summary](#)

NOTE: Results do not include votes cast for write-in candidates.

Republican Party

There are no declared candidates for this office.

Democratic Party

There are no declared candidates for this office.

These same results may also be obtained via:

> Election Telephone Hotline: 586.469.5209



Delegate to County Convention Warren - Precinct 11

Official results, updated August 12, 8:13 AM

[Race List](#) | [Delegate List](#) | [Race Summary](#)

NOTE: Results do not include votes cast for write-in candidates.

Republican Party	
There are no declared candidates for this office.	

Democratic Party	
1 of 1 (100.0%) precincts reporting	
Vote for not more than 2	
Paul Gary Dean	DEM 69 57.5%
Ernest Scott Gartin	DEM 51 42.5%

These same results may also be obtained via:
> Election Telephone Hotline: 586.469.5209




Delegate to County Convention Warren - Precinct 12

Official results, updated August 12, 8:13 AM

[Race List](#) | [Delegate List](#) | [Race Summary](#)

NOTE: Results do not include votes cast for write-in candidates.

Republican Party	
There are no declared candidates for this office.	

Democratic Party	
1 of 1 (100.0%) precincts reporting	
Vote for not more than 2	
Brent W. Klos	DEM 57 100.0% 

These same results may also be obtained via:
> Election Telephone Hotline: 586.469.5209



Election Results

Delegate to County Convention Warren - Precinct 13

Official results, updated August 12, 8:13 AM

[Race List](#) | [Delegate List](#) | [Race Summary](#)

NOTE: Results do not include votes cast for write-in candidates.

Republican Party

There are no declared candidates for this office.

Democratic Party

There are no declared candidates for this office.

These same results may also be obtained via:

> Election Telephone Hotline: 586.469.5209



Election Results

Delegate to County Convention Warren - Precinct 14

Official results, updated August 12, 8:13 AM

[Race List](#) | [Delegate List](#) | [Race Summary](#)

NOTE: Results do not include votes cast for write-in candidates.

Republican Party				
1 of 1 (100.0%) precincts reporting				
Vote for not more than 2				
Marc Goodson	REP	95	100.0%	<div style="width: 100%;"><div style="width: 100%;"></div></div>

Democratic Party				
There are no declared candidates for this office.				

These same results may also be obtained via:

> Election Telephone Hotline: 586.469.5209



Election Results

Delegate to County Convention Warren - Precinct 15

Official results, updated August 12, 8:13 AM

[Race List](#) | [Delegate List](#) | [Race Summary](#)

NOTE: Results do not include votes cast for write-in candidates.

Republican Party

There are no declared candidates for this office.

Democratic Party

There are no declared candidates for this office.

These same results may also be obtained via:

> Election Telephone Hotline: 586.469.5209



Election Results

Delegate to County Convention Warren - Precinct 16

Official results, updated August 12, 8:13 AM

[Race List](#) | [Delegate List](#) | [Race Summary](#)

NOTE: Results do not include votes cast for write-in candidates.

Republican Party

There are no declared candidates for this office.

Democratic Party

There are no declared candidates for this office.

These same results may also be obtained via:

> Election Telephone Hotline: 586.469.5209



Election Results

Delegate to County Convention Warren - Precinct 17

Official results, updated August 12, 8:13 AM

[Race List](#) | [Delegate List](#) | [Race Summary](#)

NOTE: Results do not include votes cast for write-in candidates.

Republican Party				
1 of 1 (100.0%) precincts reporting				
Vote for not more than 3				
Robert Little	REP	79	100.0%	<div style="width: 100%; height: 10px; background-color: red;"></div>

Democratic Party				
There are no declared candidates for this office.				

These same results may also be obtained via:

> Election Telephone Hotline: 586.469.5209



Election Results

Delegate to County Convention Warren - Precinct 18

Official results, updated August 12, 8:13 AM

[Race List](#) | [Delegate List](#) | [Race Summary](#)

NOTE: Results do not include votes cast for write-in candidates.

Republican Party				
1 of 1 (100.0%) precincts reporting				
Vote for not more than 1				
Tim Dail	REP	20	100.0%	<div style="width: 100%;"><div style="width: 100%;"></div></div>

Democratic Party				
1 of 1 (100.0%) precincts reporting				
Vote for not more than 2				
Shirley Ann Hasson	DEM	36	100.0%	<div style="width: 100%;"><div style="width: 100%;"></div></div>

These same results may also be obtained via:
> Election Telephone Hotline: 586.469.5209



Election Results

Delegate to County Convention Warren - Precinct 19

Official results, updated August 12, 8:13 AM

[Race List](#) | [Delegate List](#) | [Race Summary](#)

NOTE: Results do not include votes cast for write-in candidates.

Republican Party				
1 of 1 (100.0%) precincts reporting				
Vote for not more than 3				
Roman J. Kuropas	REP	80	100.0%	<div style="width: 100%;"><div style="width: 100%;"></div></div>

Democratic Party				
1 of 1 (100.0%) precincts reporting				
Vote for not more than 2				
David L. Scheel	DEM	112	100.0%	<div style="width: 100%;"><div style="width: 100%;"></div></div>

These same results may also be obtained via:
> Election Telephone Hotline: 586.469.5209



Election Results

Delegate to County Convention Warren - Precinct 20

Official results, updated August 12, 8:13 AM

[Race List](#) | [Delegate List](#) | [Race Summary](#)

NOTE: Results do not include votes cast for write-in candidates.

Republican Party				
1 of 1 (100.0%) precincts reporting				
Vote for not more than 3				
Victoria Rewiako	REP	138	100.0%	<div style="width: 100%;"><div style="width: 100%;"></div></div>

Democratic Party				
1 of 1 (100.0%) precincts reporting				
Vote for not more than 2				
Elnora Thomas	DEM	185	100.0%	<div style="width: 100%;"><div style="width: 100%;"></div></div>

These same results may also be obtained via:
> Election Telephone Hotline: 586.469.5209



Delegate to County Convention Warren - Precinct 21

Official results, updated August 12, 8:13 AM

[Race List](#) | [Delegate List](#) | [Race Summary](#)

NOTE: Results do not include votes cast for write-in candidates.

Republican Party	
There are no declared candidates for this office.	

Democratic Party	
1 of 1 (100.0%) precincts reporting	
Vote for not more than 1	
Gregory W. Parrott	DEM 15 100.0%

These same results may also be obtained via:
> Election Telephone Hotline: 586.469.5209



Election Results

Delegate to County Convention Warren - Precinct 22

Official results, updated August 12, 8:13 AM

[Race List](#) | [Delegate List](#) | [Race Summary](#)

NOTE: Results do not include votes cast for write-in candidates.

Republican Party				
1 of 1 (100.0%) precincts reporting				
Vote for not more than 4				
Corinne R. Aguilar	REP	148	100.0%	<div style="width: 100%;"><div style="width: 100%;"></div></div>

Democratic Party				
1 of 1 (100.0%) precincts reporting				
Vote for not more than 2				
Thomas J. Diehl	DEM	151	100.0%	<div style="width: 100%;"><div style="width: 100%;"></div></div>

These same results may also be obtained via:
> Election Telephone Hotline: 586.469.5209



Delegate to County Convention Warren - Precinct 23

Official results, updated August 12, 8:13 AM

[Race List](#) | [Delegate List](#) | [Race Summary](#)

NOTE: Results do not include votes cast for write-in candidates.

Republican Party				
1 of 1 (100.0%) precincts reporting				
Vote for not more than 3				
Robert Wrask	REP	162	100.0%	<div style="width: 100%; height: 10px; background-color: red;"></div>

Democratic Party				
1 of 1 (100.0%) precincts reporting				
Vote for not more than 2				
Scott C. Williams	DEM	195	55.9%	<div style="width: 55.9%; height: 10px; background-color: red;"></div>
Steven R. Popham	DEM	154	44.1%	<div style="width: 44.1%; height: 10px; background-color: red;"></div>

These same results may also be obtained via:
> Election Telephone Hotline: 586.469.5209



Delegate to County Convention Warren - Precinct 24

Official results, updated August 12, 8:13 AM

[Race List](#) | [Delegate List](#) | [Race Summary](#)

NOTE: Results do not include votes cast for write-in candidates.

Republican Party				
1 of 1 (100.0%) precincts reporting				
Vote for not more than 1				
Mark Michael Koroj	REP	52	100.0%	<div style="width: 100%; height: 10px; background-color: red;"></div>

Democratic Party				
1 of 1 (100.0%) precincts reporting				
Vote for not more than 1				
Don Chmiel	DEM	57	100.0%	<div style="width: 100%; height: 10px; background-color: red;"></div>

These same results may also be obtained via:
> Election Telephone Hotline: 586.469.5209



Election Results

Delegate to County Convention Warren - Precinct 25

Official results, updated August 12, 8:13 AM

[Race List](#) | [Delegate List](#) | [Race Summary](#)

NOTE: Results do not include votes cast for write-in candidates.

Republican Party				
1 of 1 (100.0%) precincts reporting				
Vote for not more than 3				
Bohdan Melnyk	REP	98	100.0%	<div style="width: 100%; height: 10px; background-color: red;"></div>

Democratic Party				
There are no declared candidates for this office.				

These same results may also be obtained via:

> Election Telephone Hotline: 586.469.5209



Election Results

Delegate to County Convention Warren - Precinct 26

Official results, updated August 12, 8:13 AM

[Race List](#) | [Delegate List](#) | [Race Summary](#)

NOTE: Results do not include votes cast for write-in candidates.

Republican Party

There are no declared candidates for this office.

Democratic Party

There are no declared candidates for this office.

These same results may also be obtained via:

> Election Telephone Hotline: 586.469.5209



Election Results

Delegate to County Convention Warren - Precinct 27

Official results, updated August 12, 8:13 AM

[Race List](#) | [Delegate List](#) | [Race Summary](#)

NOTE: Results do not include votes cast for write-in candidates.

Republican Party				
1 of 1 (100.0%) precincts reporting				
Vote for not more than 4				
Diana Bates	REP	139	35.8%	
Jason Dale McClanahan	REP	130	33.5%	
Wayne J. Robertson	REP	119	30.7%	

Democratic Party				
1 of 1 (100.0%) precincts reporting				
Vote for not more than 2				
Michael Brown	DEM	171	100.0%	

These same results may also be obtained via:
> Election Telephone Hotline: 586.469.5209



Election Results

Delegate to County Convention Warren - Precinct 28

Official results, updated August 12, 8:13 AM

[Race List](#) | [Delegate List](#) | [Race Summary](#)

NOTE: Results do not include votes cast for write-in candidates.

Republican Party

There are no declared candidates for this office.

Democratic Party

There are no declared candidates for this office.

These same results may also be obtained via:

> Election Telephone Hotline: 586.469.5209





Delegate to County Convention Warren - Precinct 29

Official results, updated August 12, 8:13 AM

[Race List](#) | [Delegate List](#) | [Race Summary](#)

NOTE: Results do not include votes cast for write-in candidates.

Republican Party				
1 of 1 (100.0%) precincts reporting				
Vote for not more than 2				
Stephanie Lynn Price	REP	127	100.0%	

Democratic Party				
1 of 1 (100.0%) precincts reporting				
Vote for not more than 2				
Leona McElevane	DEM	131	100.0%	

These same results may also be obtained via:
> Election Telephone Hotline: 586.469.5209



Election Results

Delegate to County Convention Warren - Precinct 30

Official results, updated August 12, 8:13 AM

[Race List](#) | [Delegate List](#) | [Race Summary](#)

NOTE: Results do not include votes cast for write-in candidates.

Republican Party				
1 of 1 (100.0%) precincts reporting				
Vote for not more than 2				
Carol E. Smith	REP	68	54.0%	
Donald McCluskey	REP	58	46.0%	

Democratic Party				
1 of 1 (100.0%) precincts reporting				
Vote for not more than 2				
Elizabeth Lenhard	DEM	62	50.8%	
Peter Romano	DEM	60	49.2%	

These same results may also be obtained via:
> Election Telephone Hotline: 586.469.5209