



Election Results

Macomb County, Michigan August 7, 2012 Election

Click below for the official results of the August 7, 2012 election for Macomb County as the results are tabulated.

This site is brought to you by [Macomb County Clerk/Register of Deeds Carmella Sabaugh](#).
Macomb County campaign finance documents are available online.



View the results of previous elections at the [Macomb County Clerk's Election Department](#).
Choose an option below to explore our site.



Results

Click for election results by race, including breakdown by precincts.



Voter Turnout

Click for a listing of voter turnout by jurisdiction.



Campaign Finance Reports

Click for Campaign Finance Reports, committees that still owe fees to the County, and more.



More Election Information

Click to visit the Macomb County Clerk's Election Department's website.



Election Results

Macomb County, Michigan August 7, 2012 Election

Click below for the official results of the August 7, 2012 election for Macomb County as the results are tabulated.

This site is brought to you by [Macomb County Clerk/Register of Deeds Carmella Sabaugh](#).
Macomb County campaign finance documents are available online.



View the results of previous elections at the [Macomb County Clerk's Election Department](#).
Choose an option below to explore our site.



Results

Click for election results by race, including breakdown by precincts.



Voter Turnout

Click for a listing of voter turnout by jurisdiction.



Campaign Finance Reports

Click for Campaign Finance Reports, committees that still owe fees to the County, and more.



More Election Information

Click to visit the Macomb County Clerk's Election Department's website.



Election Results

Macomb County, Michigan August 7, 2012 Election

United States Congress

- > [U.S. Senator](#)
- > [U.S. Representative - District 9](#)
- > [U.S. Representative - District 10](#)

State House of Representatives

- > [District 18](#)
- > [District 22](#)
- > [District 24](#)
- > [District 25](#)
- > [District 28](#)
- > [District 30](#)
- > [District 31](#)
- > [District 32](#)
- > [District 33](#)
- > [District 36](#)

County Offices

- > [Prosecuting Attorney](#)
- > [Sheriff](#)
- > [Clerk/Register of Deeds](#)
- > [Treasurer](#)
- > [Public Works Commissioner](#)

County Commission

- > [District 1](#)
- > [District 2](#)
- > [District 3](#)
- > [District 4](#)
- > [District 5](#)
- > [District 6](#)
- > [District 7](#)
- > [District 8](#)
- > [District 9](#)
- > [District 10](#)
- > [District 11](#)
- > [District 12](#)
- > [District 13](#)

Judgeships

- > [Probate Court Judge](#)

Delegate to County Convention (Precinct Delegate)

- > [Precinct Delegate](#)

Township Offices

- > Armada Twp Supervisor
- > Armada Twp Clerk
- > Armada Twp Treasurer
- > Armada Twp Trustee
- > Bruce Twp Supervisor
- > Bruce Twp Clerk
- > Bruce Twp Treasurer
- > Bruce Twp Trustee
- > Chesterfield Twp Supervisor
- > Chesterfield Twp Clerk
- > Chesterfield Twp Treasurer
- > Chesterfield Twp Trustee
- > Clinton Twp Supervisor
- > Clinton Twp Clerk
- > Clinton Twp Treasurer
- > Clinton Twp Trustee
- > Harrison Twp Supervisor
- > Harrison Twp Clerk
- > Harrison Twp Treasurer
- > Harrison Twp Trustee
- > Lenox Twp Supervisor
- > Lenox Twp Clerk
- > Lenox Twp Treasurer
- > Lenox Twp Trustee
- > Macomb Twp Supervisor
- > Macomb Twp Clerk
- > Macomb Twp Treasurer
- > Macomb Twp Trustee
- > Ray Twp Supervisor
- > Ray Twp Clerk
- > Ray Twp Treasurer
- > Ray Twp Trustee
- > Richmond Twp Supervisor
- > Richmond Twp Clerk
- > Richmond Twp Treasurer
- > Richmond Twp Trustee
- > Shelby Twp Supervisor
- > Shelby Twp Clerk
- > Shelby Twp Treasurer
- > Shelby Twp Trustee
- > Washington Twp Supervisor
- > Washington Twp Clerk
- > Washington Twp Treasurer
- > Washington Twp Trustee

Proposals

- > Macomb County (Veterans' Millage)
- > Macomb County (Art Institute Authority Millage)
- > Eastpointe (Charter Amendment, Chapter III)
- > Eastpointe (Charter Amendment, Chapter XII)
- > Eastpointe (Library Millage)
- > New Baltimore
- > Warren
- > Bruce Twp (Parks and Recreation)

- > Bruce Twp (Senior Citizen Transportation)
- > Harrison Twp
- > Washington Twp (Police)
- > Washington Twp (Parks and Recreation)
- > Washington Twp (Senior Citizen Transportation)
- > Village of New Haven

Macomb County Clerk/Register of Deeds Carmella Sabaugh
© Copyright Macomb County, Michigan
40 North Main, 1st Floor, Mount Clemens, MI 48043



Election Results

Macomb County, Michigan August 7, 2012 Election Voter Turnout

This page shows you the percentage of registered voters who cast a ballot for this election, by jurisdiction. These numbers will continue to increase until all precincts have reported. You can re-sort the list by clicking a column header.

Updated August 21, 9:07 PM

Jurisdiction ▼	Turnout
Armada Township	30.6%
Bruce Township	35.4%
Center Line	20.7%
Chesterfield Township	20.7%
Clinton Township	20.7%
Eastpointe	19.2%
Fraser	21.9%
Harrison Township	25.8%
Lenox Township	24.2%
Macomb Township	22.3%
Memphis	18.1%
Mt. Clemens	20.7%
New Baltimore	22.1%
Ray Township	36.9%
Richmond Township	21.3%
Richmond City	23.4%
Roseville	15.7%
Shelby Township	28%
St. Clair Shores	24.9%
Sterling Heights	20%
Utica	19.8%
Village of Grosse Pointe Shores	35%
Warren	19.6%
Washington Township	26.7%
MACOMB COUNTY	21.9%



Election Results

U.S. Senator One 6-Year Term

Official results, updated August 21, 9:04 PM

[Race List](#) | [Race Summary](#) | [Race Details](#) | [Race Details \(Printer Friendly\)](#)

Republican Party				
353 of 353 (100.0%) precincts reporting*				
Pete Hoekstra	REP	30,854	50.9%	
Clark Durant	REP	23,166	38.2%	
Gary Glenn	REP	3,811	6.3%	
Randy Hekman	REP	2,810	4.6%	

Democratic Party				
353 of 353 (100.0%) precincts reporting*				
Debbie Stabenow	DEM	52,585	100.0%	

*Please Note: A precinct will not display in the percent of precincts reporting until both election day and AV (absentee) results are recorded for that precinct.



U.S. Representative - District 9
One 2-year term

Official results, updated August 21, 9:04 PM

[Race List](#) | [Race Summary](#) | [Race Details](#) | [Race Details \(Printer Friendly\)](#)

Republican Party				
211 of 211 (100.0%) precincts reporting*				
Don Volaric	REP	15,802	66.7%	<div style="width: 66.7%;"></div>
Gregory C. Dildilian	REP	7,899	33.3%	<div style="width: 33.3%;"></div>

Democratic Party				
211 of 211 (100.0%) precincts reporting*				
Sander Levin	DEM	35,128	100.0%	<div style="width: 100%;"></div>

*Please Note: A precinct will not display in the percent of precincts reporting until both election day and AV (absentee) results are recorded for that precinct.



U.S. Representative - District 10

One 2-year term

Official results, updated August 21, 9:04 PM

[Race List](#) | [Race Summary](#) | [Race Details](#) | [Race Details \(Printer Friendly\)](#)

Republican Party				
142 of 142 (100.0%) precincts reporting*				
Candice S. Miller	REP	31,729	100.0%	<div style="width: 100%; height: 10px; background-color: red;"></div>

Democratic Party				
142 of 142 (100.0%) precincts reporting*				
Chuck Stadler	DEM	8,051	61.0%	<div style="width: 61%; height: 10px; background-color: red;"></div>
Jerome George Quinn	DEM	5,145	39.0%	<div style="width: 39%; height: 10px; background-color: red;"></div>

*Please Note: A precinct will not display in the percent of precincts reporting until both election day and AV (absentee) results are recorded for that precinct.



State Representative - District 18

One 2-year term

Official results, updated August 21, 9:04 PM

[Race List](#) | [Race Summary](#) | [Race Details](#) | [Race Details \(Printer Friendly\)](#)

Republican Party				
37 of 37 (100.0%) precincts reporting*				
Candice B. Rusie	REP	4,867	100.0%	<div style="width: 100%; height: 10px; background-color: red;"></div>

Democratic Party				
37 of 37 (100.0%) precincts reporting*				
Sarah Roberts	DEM	6,530	74.3%	<div style="width: 74.3%; height: 10px; background-color: red;"></div>
Phillip A. DiMaria	DEM	1,340	15.2%	<div style="width: 15.2%; height: 10px; background-color: red;"></div>
John M. Maynard	DEM	650	7.4%	<div style="width: 7.4%; height: 10px; background-color: red;"></div>
Patrick Biange	DEM	267	3.0%	<div style="width: 3.0%; height: 10px; background-color: red;"></div>

*Please Note: A precinct will not display in the percent of precincts reporting until both election day and AV (absentee) results are recorded for that precinct.



State Representative - District 22

One 2-year term

Official results, updated August 21, 9:04 PM

[Race List](#) | [Race Summary](#) | [Race Details](#) | [Race Details \(Printer Friendly\)](#)

Republican Party				
37 of 37 (100.0%) precincts reporting*				
Art Blundell	REP	2,864	100.0%	<div style="width: 100%; height: 10px; background-color: red;"></div>

Democratic Party				
37 of 37 (100.0%) precincts reporting*				
Harold L. Haugh	DEM	5,327	100.0%	<div style="width: 100%; height: 10px; background-color: red;"></div>

*Please Note: A precinct will not display in the percent of precincts reporting until both election day and AV (absentee) results are recorded for that precinct.






Election Results

State Representative - District 24 One 2-year term

Official results, updated August 21, 9:04 PM

[Race List](#) | [Race Summary](#) | [Race Details](#) | [Race Details \(Printer Friendly\)](#)

Republican Party				
37 of 37 (100.0%) precincts reporting*				
Anthony G. Forlini	REP	6,505	100.0%	

Democratic Party				
37 of 37 (100.0%) precincts reporting*				
Philip Kurczewski	DEM	2,980	61.0%	
Carey Torrice	DEM	1,908	39.0%	

*Please Note: A precinct will not display in the percent of precincts reporting until both election day and AV (absentee) results are recorded for that precinct.



State Representative - District 25

One 2-year term

Official results, updated August 21, 9:04 PM

[Race List](#) | [Race Summary](#) | [Race Details](#) | [Race Details \(Printer Friendly\)](#)

Republican Party				
33 of 33 (100.0%) precincts reporting*				
Sean Clark	REP	3,807	70.3%	
Ray Gralewski	REP	1,605	29.7%	

Democratic Party				
33 of 33 (100.0%) precincts reporting*				
Henry Yanez	DEM	5,430	100.0%	

*Please Note: A precinct will not display in the percent of precincts reporting until both election day and AV (absentee) results are recorded for that precinct.






State Representative - District 28

One 2-year term

Official results, updated August 21, 9:04 PM

[Race List](#) | [Race Summary](#) | [Race Details](#) | [Race Details \(Printer Friendly\)](#)

Republican Party				
38 of 38 (100.0%) precincts reporting*				
Steven Klusek	REP	2,954	100.0%	

Democratic Party				
38 of 38 (100.0%) precincts reporting*				
Jon M. Switalski	DEM	4,282	65.4%	
Lesia Liss	DEM	2,266	34.6%	

*Please Note: A precinct will not display in the percent of precincts reporting until both election day and AV (absentee) results are recorded for that precinct.



State Representative - District 30

One 2-year term

Official results, updated August 21, 9:04 PM

[Race List](#) | [Race Summary](#) | [Race Details](#) | [Race Details \(Printer Friendly\)](#)

Republican Party				
31 of 31 (100.0%) precincts reporting*				
Jeff Farrington	REP	5,109	86.8%	<div style="width: 86.8%; height: 10px; background-color: red;"></div>
M. Shallal	REP	775	13.2%	<div style="width: 13.2%; height: 10px; background-color: red;"></div>

Democratic Party				
31 of 31 (100.0%) precincts reporting*				
Joseph Bogdan	DEM	2,202	59.9%	<div style="width: 59.9%; height: 10px; background-color: red;"></div>
Nick Najjar	DEM	1,475	40.1%	<div style="width: 40.1%; height: 10px; background-color: red;"></div>

*Please Note: A precinct will not display in the percent of precincts reporting until both election day and AV (absentee) results are recorded for that precinct.



State Representative - District 31

One 2-year term

Official results, updated August 21, 9:04 PM

[Race List](#) | [Race Summary](#) | [Race Details](#) | [Race Details \(Printer Friendly\)](#)

Republican Party				
43 of 43 (100.0%) precincts reporting*				
Lynn Evans	REP	2,625	61.9%	<div style="width: 61.9%; height: 10px; background-color: red;"></div>
Phil Rode	REP	1,618	38.1%	<div style="width: 38.1%; height: 10px; background-color: red;"></div>

Democratic Party				
43 of 43 (100.0%) precincts reporting*				
Marilyn Lane	DEM	6,081	100.0%	<div style="width: 100%; height: 10px; background-color: red;"></div>

*Please Note: A precinct will not display in the percent of precincts reporting until both election day and AV (absentee) results are recorded for that precinct.



State Representative - District 32

One 2-year term

Official results, updated August 21, 9:04 PM

[Race List](#) | [Race Summary](#) | [Race Details](#) | [Race Details \(Printer Friendly\)](#)

Republican Party				
25 of 25 (100.0%) precincts reporting*				
Andrea M. LaFontaine	REP	2,666	70.1%	
Michael Shmina	REP	1,138	29.9%	

Democratic Party				
25 of 25 (100.0%) precincts reporting*				
Sheri Smith	DEM	2,869	100.0%	

*Please Note: A precinct will not display in the percent of precincts reporting until both election day and AV (absentee) results are recorded for that precinct.



State Representative - District 33

One 2-year term

Official results, updated August 21, 9:04 PM

[Race List](#) | [Race Summary](#) | [Race Details](#) | [Race Details \(Printer Friendly\)](#)

Republican Party				
38 of 38 (100.0%) precincts reporting*				
Ken Goike	REP	6,927	100.0%	<div style="width: 100%; height: 10px; background: linear-gradient(to right, #ccc, #ccc, #f00);"></div>

Democratic Party				
38 of 38 (100.0%) precincts reporting*				
Martha O'Kray	DEM	3,514	100.0%	<div style="width: 100%; height: 10px; background: linear-gradient(to right, #ccc, #ccc, #f00);"></div>

*Please Note: A precinct will not display in the percent of precincts reporting until both election day and AV (absentee) results are recorded for that precinct.



State Representative - District 36

One 2-year term

Official results, updated August 21, 9:04 PM

[Race List](#) | [Race Summary](#) | [Race Details](#) | [Race Details \(Printer Friendly\)](#)

Republican Party				
34 of 34 (100.0%) precincts reporting*				
Pete Lund	REP	8,572	74.5%	
Tadd Siglow	REP	2,937	25.5%	

Democratic Party				
34 of 34 (100.0%) precincts reporting*				
Robert Murphy	DEM	1,845	70.9%	
Brian Senia	DEM	759	29.1%	

*Please Note: A precinct will not display in the percent of precincts reporting until both election day and AV (absentee) results are recorded for that precinct.



Election Results

Prosecuting Attorney One 4-year term

Official results, updated August 21, 9:04 PM

[Race List](#) | [Race Summary](#) | [Race Details](#) | [Race Details \(Printer Friendly\)](#)

Republican Party				
353 of 353 (100.0%) precincts reporting*				
Michael R. Wrathell	REP	44,414	100.0%	

Democratic Party				
353 of 353 (100.0%) precincts reporting*				
Eric J. Smith	DEM	49,656	100.0%	

*Please Note: A precinct will not display in the percent of precincts reporting until both election day and AV (absentee) results are recorded for that precinct.



Sheriff One 4-year term

Official results, updated August 21, 9:04 PM

[Race List](#) | [Race Summary](#) | [Race Details](#) | [Race Details \(Printer Friendly\)](#)

Republican Party				
353 of 353 (100.0%) precincts reporting*				
Steve Thomas	REP	18,586	37.7%	
Roland R. Frascchetti	REP	10,366	21.0%	
Todd Woodcox	REP	10,108	20.5%	
Kristi Dean	REP	7,676	15.6%	
Bryan Ede	REP	2,536	5.1%	

Democratic Party				
353 of 353 (100.0%) precincts reporting*				
Anthony Wickersham	DEM	33,961	63.4%	
Greg Stone	DEM	19,596	36.6%	

*Please Note: A precinct will not display in the percent of precincts reporting until both election day and AV (absentee) results are recorded for that precinct.






Election Results

Clerk/Register of Deeds One 4-year term

Official results, updated August 21, 9:05 PM

[Race List](#) | [Race Summary](#) | [Race Details](#) | [Race Details \(Printer Friendly\)](#)

Republican Party				
353 of 353 (100.0%) precincts reporting*				
Debera Guenther	REP	44,383	100.0%	

Democratic Party				
353 of 353 (100.0%) precincts reporting*				
Carmella Sabaugh	DEM	42,712	79.6%	
Darcy Jakubowski	DEM	10,934	20.4%	

*Please Note: A precinct will not display in the percent of precincts reporting until both election day and AV (absentee) results are recorded for that precinct.



Election Results

Treasurer One 4-year term

Official results, updated August 21, 9:05 PM

[Race List](#) | [Race Summary](#) | [Race Details](#) | [Race Details \(Printer Friendly\)](#)

Republican Party				
353 of 353 (100.0%) precincts reporting*				
Larry Rocca	REP	25,833	50.6%	
Erin A. Stahl	REP	25,175	49.4%	

Democratic Party				
353 of 353 (100.0%) precincts reporting*				
Ted B. Wahby	DEM	47,476	100.0%	

*Please Note: A precinct will not display in the percent of precincts reporting until both election day and AV (absentee) results are recorded for that precinct.



Public Works Commissioner
One 4-year term

Official results, updated August 21, 9:05 PM

[Race List](#) | [Race Summary](#) | [Race Details](#) | [Race Details \(Printer Friendly\)](#)

Republican Party	
There are no declared candidates for this office.	

Democratic Party				
353 of 353 (100.0%) precincts reporting*				
Anthony V. Marrocco	DEM	31,562	63.6%	
John H. Becker	DEM	10,179	20.5%	
Douglas Martz	DEM	7,846	15.8%	

*Please Note: A precinct will not display in the percent of precincts reporting until both election day and AV (absentee) results are recorded for that precinct.



County Commissioner - District 1

One 2-year term

Official results, updated August 21, 9:05 PM

[Race List](#) | [Race Summary](#) | [Race Details](#) | [Race Details \(Printer Friendly\)](#)

Republican Party				
28 of 28 (100.0%) precincts reporting*				
Mary M. Kamp	REP	1,880	65.8%	<div style="width: 65.8%; height: 10px; background-color: red;"></div>
Jennifer Anne Albers	REP	976	34.2%	<div style="width: 34.2%; height: 10px; background-color: red;"></div>

Democratic Party				
28 of 28 (100.0%) precincts reporting*				
Toni Mocerì	DEM	2,996	61.1%	<div style="width: 61.1%; height: 10px; background-color: red;"></div>
Joe Peters Jr.	DEM	1,200	24.5%	<div style="width: 24.5%; height: 10px; background-color: red;"></div>
Dolores L. Thomas	DEM	707	14.4%	<div style="width: 14.4%; height: 10px; background-color: red;"></div>

*Please Note: A precinct will not display in the percent of precincts reporting until both election day and AV (absentee) results are recorded for that precinct.



County Commissioner - District 2

One 2-year term

Official results, updated August 21, 9:05 PM

[Race List](#) | [Race Summary](#) | [Race Details](#) | [Race Details \(Printer Friendly\)](#)

Republican Party				
29 of 29 (100.0%) precincts reporting*				
Michael J. Wiecek	REP	2,733	100.0%	<div style="width: 100%; height: 10px; background-color: red;"></div>

Democratic Party				
29 of 29 (100.0%) precincts reporting*				
Marvin E. Sauger	DEM	2,213	44.5%	<div style="width: 44.5%; height: 10px; background-color: red;"></div>
Karen J. Blumenthal	DEM	1,688	34.0%	<div style="width: 34.0%; height: 10px; background-color: red;"></div>
Joseph Hunt	DEM	647	13.0%	<div style="width: 13.0%; height: 10px; background-color: red;"></div>
Hawke Fracassa	DEM	422	8.5%	<div style="width: 8.5%; height: 10px; background-color: red;"></div>

*Please Note: A precinct will not display in the percent of precincts reporting until both election day and AV (absentee) results are recorded for that precinct.



County Commissioner - District 3

One 2-year term

Official results, updated August 21, 9:05 PM

[Race List](#) | [Race Summary](#) | [Race Details](#) | [Race Details \(Printer Friendly\)](#)

Republican Party				
26 of 26 (100.0%) precincts reporting*				
Randell J. Shafer	REP	1,363	51.6%	<div style="width: 51.6%; height: 10px; background-color: red;"></div>
Brad Templeman	REP	1,280	48.4%	<div style="width: 48.4%; height: 10px; background-color: red;"></div>

Democratic Party				
26 of 26 (100.0%) precincts reporting*				
Veronica Klinefelt	DEM	2,638	48.3%	<div style="width: 48.3%; height: 10px; background-color: red;"></div>
Kevin M. Hertel	DEM	2,382	43.6%	<div style="width: 43.6%; height: 10px; background-color: red;"></div>
Daniel Foukes	DEM	447	8.2%	<div style="width: 8.2%; height: 10px; background-color: red;"></div>

*Please Note: A precinct will not display in the percent of precincts reporting until both election day and AV (absentee) results are recorded for that precinct.



County Commissioner - District 4

One 2-year term

Official results, updated August 21, 9:05 PM

[Race List](#) | [Race Summary](#) | [Race Details](#) | [Race Details \(Printer Friendly\)](#)

Republican Party				
22 of 22 (100.0%) precincts reporting*				
Ronald S. Albers	REP	1,894	62.3%	<div style="width: 62.3%; height: 10px; background-color: red;"></div>
Stefano Militello	REP	1,146	37.7%	<div style="width: 37.7%; height: 10px; background-color: red;"></div>

Democratic Party				
22 of 22 (100.0%) precincts reporting*				
David Flynn	DEM	2,698	75.3%	<div style="width: 75.3%; height: 10px; background-color: red;"></div>
Joe Iacopelli	DEM	884	24.7%	<div style="width: 24.7%; height: 10px; background-color: red;"></div>

*Please Note: A precinct will not display in the percent of precincts reporting until both election day and AV (absentee) results are recorded for that precinct.



County Commissioner - District 5

One 2-year term

Official results, updated August 21, 9:05 PM

[Race List](#) | [Race Summary](#) | [Race Details](#) | [Race Details \(Printer Friendly\)](#)

Republican Party				
24 of 24 (100.0%) precincts reporting*				
Gary Lusk	REP	1,378	42.0%	<div style="width: 42%; height: 10px; background-color: red;"></div>
Andy Porter	REP	957	29.2%	<div style="width: 29.2%; height: 10px; background-color: red;"></div>
Daniel Gerardi	REP	945	28.8%	<div style="width: 28.8%; height: 10px; background-color: red;"></div>

Democratic Party				
24 of 24 (100.0%) precincts reporting*				
Robert Mijac	DEM	3,075	100.0%	<div style="width: 100%; height: 10px; background-color: red;"></div>

*Please Note: A precinct will not display in the percent of precincts reporting until both election day and AV (absentee) results are recorded for that precinct.



County Commissioner - District 6

One 2-year term

Official results, updated August 21, 9:05 PM

[Race List](#) | [Race Summary](#) | [Race Details](#) | [Race Details \(Printer Friendly\)](#)

Republican Party				
28 of 28 (100.0%) precincts reporting*				
James Louis Carabelli	REP	4,942	64.0%	<div style="width: 64%; height: 10px; background-color: red;"></div>
Noel Nightingale	REP	2,775	36.0%	<div style="width: 36%; height: 10px; background-color: red;"></div>

Democratic Party				
28 of 28 (100.0%) precincts reporting*				
Ken Reid	DEM	2,116	100.0%	<div style="width: 100%; height: 10px; background-color: red;"></div>

*Please Note: A precinct will not display in the percent of precincts reporting until both election day and AV (absentee) results are recorded for that precinct.



Election Results

County Commissioner - District 7 One 2-year term

Official results, updated August 21, 9:05 PM

[Race List](#) | [Race Summary](#) | [Race Details](#) | [Race Details \(Printer Friendly\)](#)

Republican Party				
26 of 26 (100.0%) precincts reporting*				
Don Brown	REP	7,112	81.5%	
Onorio Moscone	REP	1,619	18.5%	

Democratic Party				
26 of 26 (100.0%) precincts reporting*				
James C. Winne	DEM	1,339	64.7%	
Justin M. Spavale	DEM	731	35.3%	

*Please Note: A precinct will not display in the percent of precincts reporting until both election day and AV (absentee) results are recorded for that precinct.



County Commissioner - District 8

One 2-year term

Official results, updated August 21, 9:05 PM

[Race List](#) | [Race Summary](#) | [Race Details](#) | [Race Details \(Printer Friendly\)](#)

Republican Party				
29 of 29 (100.0%) precincts reporting*				
Kathy D. Vosburg	REP	3,020	77.1%	<div style="width: 77.1%; height: 10px; background-color: red;"></div>
Gregory Goforth	REP	896	22.9%	<div style="width: 22.9%; height: 10px; background-color: red;"></div>

Democratic Party				
29 of 29 (100.0%) precincts reporting*				
Jeff DiPascale	DEM	3,410	100.0%	<div style="width: 100%; height: 10px; background-color: red;"></div>

*Please Note: A precinct will not display in the percent of precincts reporting until both election day and AV (absentee) results are recorded for that precinct.



County Commissioner - District 9

One 2-year term

Official results, updated August 21, 9:05 PM

[Race List](#) | [Race Summary](#) | [Race Details](#) | [Race Details \(Printer Friendly\)](#)

Republican Party				
29 of 29 (100.0%) precincts reporting*				
Juliana Sabatini	REP	2,880	100.0%	<div style="width: 100%; height: 10px; background-color: red;"></div>

Democratic Party				
29 of 29 (100.0%) precincts reporting*				
Fred Miller	DEM	3,409	84.6%	<div style="width: 84.6%; height: 10px; background-color: red;"></div>
Bruce H. Brazen	DEM	621	15.4%	<div style="width: 15.4%; height: 10px; background-color: red;"></div>

*Please Note: A precinct will not display in the percent of precincts reporting until both election day and AV (absentee) results are recorded for that precinct.



County Commissioner - District 10

One 2-year term

Official results, updated August 21, 9:05 PM

[Race List](#) | [Race Summary](#) | [Race Details](#) | [Race Details \(Printer Friendly\)](#)

Republican Party				
26 of 26 (100.0%) precincts reporting*				
Zach Eineman	REP	2,292	50.8%	<div style="width: 50.8%; height: 10px; background-color: red;"></div>
Jennifer Sharrock Piecuch	REP	2,223	49.2%	<div style="width: 49.2%; height: 10px; background-color: red;"></div>

Democratic Party				
26 of 26 (100.0%) precincts reporting*				
Michael A. Boyle	DEM	2,649	60.0%	<div style="width: 60.0%; height: 10px; background-color: red;"></div>
David J. Chavis	DEM	1,769	40.0%	<div style="width: 40.0%; height: 10px; background-color: red;"></div>

*Please Note: A precinct will not display in the percent of precincts reporting until both election day and AV (absentee) results are recorded for that precinct.



County Commissioner - District 11

One 2-year term

Official results, updated August 21, 9:05 PM

[Race List](#) | [Race Summary](#) | [Race Details](#) | [Race Details \(Printer Friendly\)](#)

Republican Party				
28 of 28 (100.0%) precincts reporting*				
Sharon Stockel	REP	1,974	100.0%	<div style="width: 100%; height: 10px; background-color: red;"></div>

Democratic Party				
28 of 28 (100.0%) precincts reporting*				
Kathy Tocco	DEM	2,898	70.6%	<div style="width: 70.6%; height: 10px; background-color: red;"></div>
Carol Kowalski	DEM	1,206	29.4%	<div style="width: 29.4%; height: 10px; background-color: red;"></div>

*Please Note: A precinct will not display in the percent of precincts reporting until both election day and AV (absentee) results are recorded for that precinct.



County Commissioner - District 12

One 2-year term

Official results, updated August 21, 9:05 PM

[Race List](#) | [Race Summary](#) | [Race Details](#) | [Race Details \(Printer Friendly\)](#)

Republican Party				
31 of 31 (100.0%) precincts reporting*				
James Perna	REP	3,273	100.0%	<div style="width: 100%; height: 10px; background-color: red;"></div>

Democratic Party				
31 of 31 (100.0%) precincts reporting*				
Bob Smith	DEM	4,262	100.0%	<div style="width: 100%; height: 10px; background-color: red;"></div>

*Please Note: A precinct will not display in the percent of precincts reporting until both election day and AV (absentee) results are recorded for that precinct.



County Commissioner - District 13

One 2-year term

Official results, updated August 21, 9:05 PM

[Race List](#) | [Race Summary](#) | [Race Details](#) | [Race Details \(Printer Friendly\)](#)

Republican Party				
28 of 28 (100.0%) precincts reporting*				
Joe Sabatini	REP	3,238	63.2%	<div style="width: 63.2%; height: 10px; background-color: red;"></div>
Kevin Karwowicz	REP	1,889	36.8%	<div style="width: 36.8%; height: 10px; background-color: red;"></div>

Democratic Party				
28 of 28 (100.0%) precincts reporting*				
Jonathan Garstka	DEM	2,348	100.0%	<div style="width: 100%; height: 10px; background-color: red;"></div>

*Please Note: A precinct will not display in the percent of precincts reporting until both election day and AV (absentee) results are recorded for that precinct.



Election Results

Probate Court Judge Non-Incumbent Position One 6-year term

Official results, updated August 21, 9:05 PM

[Race List](#) | [Race Summary](#) | [Race Details](#) | [Race Details \(Printer Friendly\)](#)

353 of 353 (100.0%) precincts reporting*				
Carl J. Marlinga		51,780	55.9%	
Sandra Harrison		16,455	17.8%	
Gregory J. Mlynarek		8,883	9.6%	
Roxanne R. Canestrelli		8,471	9.1%	
Armand Velardo		7,063	7.6%	

*Please Note: A precinct will not display in the percent of precincts reporting until both election day and AV (absentee) results are recorded for that precinct.



Election Results

Macomb County August 7, 2012 Election Delegate to County Convention

[Race List](#) | [Delegate List](#)

Armada Township

- > [Precinct 1](#)
- > [Precinct 2](#)

Bruce Township

- > [Precinct 1](#)
- > [Precinct 2](#)
- > [Precinct 3](#)
- > [Precinct 4](#)

Center Line

- > [Precinct 1](#)
- > [Precinct 2](#)
- > [Precinct 3](#)
- > [Precinct 4](#)
- > [Precinct 5](#)

Chesterfield Township

- > [Precinct 1](#)
- > [Precinct 2](#)
- > [Precinct 3](#)
- > [Precinct 4](#)
- > [Precinct 5](#)
- > [Precinct 6](#)
- > [Precinct 7](#)
- > [Precinct 8](#)
- > [Precinct 9](#)
- > [Precinct 10](#)
- > [Precinct 11](#)
- > [Precinct 12](#)
- > [Precinct 13](#)
- > [Precinct 14](#)
- > [Precinct 15](#)
- > [Precinct 16](#)
- > [Precinct 17](#)
- > [Precinct 18](#)
- > [Precinct 19](#)
- > [Precinct 20](#)

Clinton Township

- > [Precinct 1](#)
- > [Precinct 2](#)

- > [Precinct 3](#)
- > [Precinct 4](#)
- > [Precinct 5](#)
- > [Precinct 6](#)
- > [Precinct 7](#)
- > [Precinct 8](#)
- > [Precinct 9](#)
- > [Precinct 10](#)
- > [Precinct 11](#)
- > [Precinct 12](#)
- > [Precinct 13](#)
- > [Precinct 14](#)
- > [Precinct 15](#)
- > [Precinct 16](#)
- > [Precinct 17](#)
- > [Precinct 18](#)
- > [Precinct 19](#)
- > [Precinct 20](#)
- > [Precinct 21](#)
- > [Precinct 22](#)
- > [Precinct 23](#)
- > [Precinct 24](#)
- > [Precinct 25](#)
- > [Precinct 26](#)
- > [Precinct 27](#)
- > [Precinct 28](#)
- > [Precinct 29](#)
- > [Precinct 30](#)
- > [Precinct 31](#)
- > [Precinct 32](#)
- > [Precinct 33](#)
- > [Precinct 34](#)
- > [Precinct 35](#)
- > [Precinct 36](#)
- > [Precinct 37](#)
- > [Precinct 38](#)
- > [Precinct 39](#)
- > [Precinct 40](#)
- > [Precinct 41](#)
- > [Precinct 42](#)
- > [Precinct 43](#)
- > [Precinct 44](#)
- > [Precinct 45](#)
- > [Precinct 46](#)

Eastpointe

- > [Precinct 1](#)
- > [Precinct 2](#)
- > [Precinct 3](#)
- > [Precinct 4](#)
- > [Precinct 5](#)
- > [Precinct 6](#)
- > [Precinct 7](#)
- > [Precinct 8](#)

- > [Precinct 9](#)
- > [Precinct 10](#)
- > [Precinct 11](#)
- > [Precinct 12](#)

Fraser

- > [Precinct 1](#)
- > [Precinct 2](#)
- > [Precinct 3](#)
- > [Precinct 4](#)
- > [Precinct 5](#)
- > [Precinct 6](#)
- > [Precinct 7](#)

Grosse Pointe Shores

- > [Precinct 3](#)

Harrison Township

- > [Precinct 1](#)
- > [Precinct 2](#)
- > [Precinct 3](#)
- > [Precinct 4](#)
- > [Precinct 5](#)
- > [Precinct 6](#)
- > [Precinct 7](#)
- > [Precinct 8](#)
- > [Precinct 9](#)
- > [Precinct 10](#)

Lenox Township

- > [Precinct 1](#)
- > [Precinct 2](#)
- > [Precinct 3](#)
- > [Precinct 4](#)

Macomb Township

- > [Precinct 1](#)
- > [Precinct 2](#)
- > [Precinct 3](#)
- > [Precinct 4](#)
- > [Precinct 5](#)
- > [Precinct 6](#)
- > [Precinct 7](#)
- > [Precinct 8](#)
- > [Precinct 9](#)
- > [Precinct 10](#)
- > [Precinct 11](#)
- > [Precinct 12](#)
- > [Precinct 13](#)
- > [Precinct 14](#)
- > [Precinct 15](#)
- > [Precinct 16](#)
- > [Precinct 17](#)
- > [Precinct 18](#)

- > Precinct 19
- > Precinct 20
- > Precinct 21
- > Precinct 22
- > Precinct 23
- > Precinct 24
- > Precinct 25
- > Precinct 26
- > Precinct 27
- > Precinct 28
- > Precinct 29
- > Precinct 30
- > Precinct 31
- > Precinct 32
- > Precinct 33
- > Precinct 34
- > Precinct 35

Memphis

- > Precinct 1

Mount Clemens

- > Precinct 1
- > Precinct 2
- > Precinct 3
- > Precinct 4
- > Precinct 5
- > Precinct 6
- > Precinct 9

New Baltimore

- > Precinct 1
- > Precinct 2
- > Precinct 3
- > Precinct 4
- > Precinct 5

Ray Township

- > Precinct 1
- > Precinct 2

Richmond City

- > Precinct 1
- > Precinct 2

Richmond Township

- > Precinct 1
- > Precinct 2

Roseville

- > Precinct 1
- > Precinct 2
- > Precinct 3
- > Precinct 4
- > Precinct 5

- > [Precinct 6](#)
- > [Precinct 7](#)
- > [Precinct 8](#)
- > [Precinct 9](#)
- > [Precinct 10](#)
- > [Precinct 11](#)
- > [Precinct 12](#)
- > [Precinct 13](#)
- > [Precinct 14](#)
- > [Precinct 15](#)
- > [Precinct 16](#)
- > [Precinct 17](#)
- > [Precinct 18](#)
- > [Precinct 19](#)
- > [Precinct 20](#)
- > [Precinct 21](#)

Shelby Township

- > [Precinct 1](#)
- > [Precinct 2](#)
- > [Precinct 3](#)
- > [Precinct 4](#)
- > [Precinct 5](#)
- > [Precinct 6](#)
- > [Precinct 7](#)
- > [Precinct 8](#)
- > [Precinct 9](#)
- > [Precinct 10](#)
- > [Precinct 11](#)
- > [Precinct 12](#)
- > [Precinct 13](#)
- > [Precinct 14](#)
- > [Precinct 15](#)
- > [Precinct 16](#)
- > [Precinct 17](#)
- > [Precinct 18](#)
- > [Precinct 19](#)
- > [Precinct 20](#)
- > [Precinct 21](#)
- > [Precinct 22](#)
- > [Precinct 23](#)
- > [Precinct 24](#)
- > [Precinct 25](#)
- > [Precinct 26](#)
- > [Precinct 27](#)
- > [Precinct 28](#)
- > [Precinct 29](#)

St. Clair Shores

- > [Precinct 1](#)
- > [Precinct 2](#)
- > [Precinct 3](#)
- > [Precinct 4](#)
- > [Precinct 5](#)

- > [Precinct 6](#)
- > [Precinct 7](#)
- > [Precinct 8](#)
- > [Precinct 9](#)
- > [Precinct 10](#)
- > [Precinct 11](#)
- > [Precinct 12](#)
- > [Precinct 13](#)
- > [Precinct 14](#)
- > [Precinct 15](#)
- > [Precinct 16](#)
- > [Precinct 17](#)
- > [Precinct 18](#)
- > [Precinct 19](#)
- > [Precinct 20](#)
- > [Precinct 21](#)
- > [Precinct 22](#)
- > [Precinct 23](#)
- > [Precinct 24](#)

Sterling Heights

- > [Precinct 1](#)
- > [Precinct 2](#)
- > [Precinct 3](#)
- > [Precinct 4](#)
- > [Precinct 5](#)
- > [Precinct 6](#)
- > [Precinct 7](#)
- > [Precinct 8](#)
- > [Precinct 9](#)
- > [Precinct 10](#)
- > [Precinct 11](#)
- > [Precinct 12](#)
- > [Precinct 13](#)
- > [Precinct 14](#)
- > [Precinct 15](#)
- > [Precinct 16](#)
- > [Precinct 17](#)
- > [Precinct 18](#)
- > [Precinct 19](#)
- > [Precinct 20](#)
- > [Precinct 21](#)
- > [Precinct 22](#)
- > [Precinct 23](#)
- > [Precinct 24](#)
- > [Precinct 25](#)
- > [Precinct 26](#)
- > [Precinct 27](#)
- > [Precinct 28](#)
- > [Precinct 29](#)
- > [Precinct 30](#)
- > [Precinct 31](#)
- > [Precinct 32](#)
- > [Precinct 33](#)

- > [Precinct 34](#)
- > [Precinct 35](#)
- > [Precinct 36](#)
- > [Precinct 37](#)
- > [Precinct 38](#)
- > [Precinct 39](#)
- > [Precinct 40](#)
- > [Precinct 41](#)
- > [Precinct 42](#)
- > [Precinct 43](#)
- > [Precinct 44](#)
- > [Precinct 45](#)

Utica

- > [Precinct 1](#)
- > [Precinct 2](#)
- > [Precinct 3](#)

Warren

- > [Precinct 1](#)
- > [Precinct 2](#)
- > [Precinct 3](#)
- > [Precinct 4](#)
- > [Precinct 5](#)
- > [Precinct 6](#)
- > [Precinct 7](#)
- > [Precinct 8](#)
- > [Precinct 9](#)
- > [Precinct 10](#)
- > [Precinct 11](#)
- > [Precinct 12](#)
- > [Precinct 13](#)
- > [Precinct 14](#)
- > [Precinct 15](#)
- > [Precinct 16](#)
- > [Precinct 17](#)
- > [Precinct 18](#)
- > [Precinct 19](#)
- > [Precinct 20](#)
- > [Precinct 22](#)
- > [Precinct 23](#)
- > [Precinct 24](#)
- > [Precinct 25](#)
- > [Precinct 26](#)
- > [Precinct 27](#)
- > [Precinct 28](#)
- > [Precinct 29](#)
- > [Precinct 30](#)
- > [Precinct 31](#)
- > [Precinct 32](#)
- > [Precinct 33](#)
- > [Precinct 34](#)
- > [Precinct 35](#)
- > [Precinct 36](#)

- > [Precinct 37](#)
- > [Precinct 38](#)
- > [Precinct 39](#)
- > [Precinct 40](#)
- > [Precinct 41](#)
- > [Precinct 42](#)
- > [Precinct 43](#)
- > [Precinct 44](#)
- > [Precinct 45](#)
- > [Precinct 46](#)
- > [Precinct 47](#)
- > [Precinct 48](#)
- > [Precinct 49](#)
- > [Precinct 50](#)
- > [Precinct 51](#)
- > [Precinct 52](#)
- > [Precinct 53](#)
- > [Precinct 54](#)
- > [Precinct 55](#)
- > [Precinct 56](#)
- > [Precinct 57](#)
- > [Precinct 58](#)

Washington Township

- > [Precinct 1](#)
- > [Precinct 2](#)
- > [Precinct 3](#)
- > [Precinct 4](#)
- > [Precinct 5](#)
- > [Precinct 6](#)
- > [Precinct 7](#)
- > [Precinct 8](#)
- > [Precinct 9](#)



Armada Twp Supervisor One 4-year term

Official results, updated August 21, 9:05 PM

[Race List](#) | [Race Summary](#) | [Race Details](#) | [Race Details \(Printer Friendly\)](#)

Republican Party				
2 of 2 (100.0%) precincts reporting*				
John W. Paterek	REP	543	64.0%	<div style="width: 64%; height: 10px; background-color: red;"></div>
Don Eison	REP	305	36.0%	<div style="width: 36%; height: 10px; background-color: red;"></div>

Democratic Party
There are no declared candidates for this office.

*Please Note: A precinct will not display in the percent of precincts reporting until both election day and AV (absentee) results are recorded for that precinct.



Election Results

Armada Twp Clerk One 4-year term

Official results, updated August 21, 9:05 PM

[Race List](#) | [Race Summary](#) | [Race Details](#) | [Race Details \(Printer Friendly\)](#)

Republican Party				
2 of 2 (100.0%) precincts reporting*				
Mary K. Swiacki	REP	579	68.7%	<div style="width: 68.7%;"></div>
Monica Job	REP	264	31.3%	<div style="width: 31.3%;"></div>

Democratic Party				
There are no declared candidates for this office.				

*Please Note: A precinct will not display in the percent of precincts reporting until both election day and AV (absentee) results are recorded for that precinct.



Armada Twp Treasurer One 4-year term

Official results, updated August 21, 9:05 PM

[Race List](#) | [Race Summary](#) | [Race Details](#) | [Race Details \(Printer Friendly\)](#)

Republican Party				
2 of 2 (100.0%) precincts reporting*				
Peggy Smith	REP	608	70.6%	<div style="width: 70.6%; height: 10px; background-color: red;"></div>
Michele E. Karam	REP	253	29.4%	<div style="width: 29.4%; height: 10px; background-color: red;"></div>

Democratic Party
There are no declared candidates for this office.

*Please Note: A precinct will not display in the percent of precincts reporting until both election day and AV (absentee) results are recorded for that precinct.



Election Results

Armada Twp Trustee Two 4-year terms

Official results, updated August 21, 9:05 PM

[Race List](#) | [Race Summary](#) | [Race Details](#) | [Race Details \(Printer Friendly\)](#)

Republican Party				
2 of 2 (100.0%) precincts reporting*				
Al Goetzinger	REP	418	31.5%	
Dennis W. LeMieux	REP	374	28.2%	
Camille Finlay	REP	359	27.1%	
Tim Cheek	REP	174	13.1%	

Democratic Party				
There are no declared candidates for this office.				

*Please Note: A precinct will not display in the percent of precincts reporting until both election day and AV (absentee) results are recorded for that precinct.



Election Results

Bruce Twp Supervisor One 4-year term

Official results, updated August 21, 9:05 PM

[Race List](#) | [Race Summary](#) | [Race Details](#) | [Race Details \(Printer Friendly\)](#)

Republican Party				
4 of 4 (100.0%) precincts reporting*				
Richard Cory	REP	902	52.0%	
James Tignanelli	REP	689	39.8%	
Carl Beauvais	REP	142	8.2%	

Democratic Party				
There are no declared candidates for this office.				

*Please Note: A precinct will not display in the percent of precincts reporting until both election day and AV (absentee) results are recorded for that precinct.



Bruce Twp Clerk One 4-year term

Official results, updated August 21, 9:05 PM

[Race List](#) | [Race Summary](#) | [Race Details](#) | [Race Details \(Printer Friendly\)](#)

Republican Party				
4 of 4 (100.0%) precincts reporting*				
Susan Brockmann	REP	844	49.7%	
Trese Servitto-Smith	REP	522	30.8%	
Dennis Jokinen	REP	206	12.1%	
Reynard Bockart	REP	125	7.4%	

Democratic Party				
There are no declared candidates for this office.				

*Please Note: A precinct will not display in the percent of precincts reporting until both election day and AV (absentee) results are recorded for that precinct.



Election Results

Bruce Twp Treasurer One 4-year term

Official results, updated August 21, 9:05 PM

[Race List](#) | [Race Summary](#) | [Race Details](#) | [Race Details \(Printer Friendly\)](#)

Republican Party				
4 of 4 (100.0%) precincts reporting*				
Deborah S. Obrecht	REP	1,281	72.5%	<div style="width: 72.5%;"></div>
Carol Marshall	REP	485	27.5%	<div style="width: 27.5%;"></div>

Democratic Party				
There are no declared candidates for this office.				

*Please Note: A precinct will not display in the percent of precincts reporting until both election day and AV (absentee) results are recorded for that precinct.



Election Results

Bruce Twp Trustee Two 4-year terms

Official results, updated August 21, 9:05 PM

[Race List](#) | [Race Summary](#) | [Race Details](#) | [Race Details \(Printer Friendly\)](#)

Republican Party				
4 of 4 (100.0%) precincts reporting*				
Mark Falker	REP	895	33.0%	
Paul Okoniewski	REP	700	25.8%	
Ted Kasper	REP	657	24.2%	
Gary S. Anthony	REP	463	17.1%	

Democratic Party				
4 of 4 (100.0%) precincts reporting*				
Zachary D. Fowler	DEM	228	100.0%	

*Please Note: A precinct will not display in the percent of precincts reporting until both election day and AV (absentee) results are recorded for that precinct.




Chesterfield Twp Supervisor One 4-year term

Official results, updated August 21, 9:05 PM

[Race List](#) | [Race Summary](#) | [Race Details](#) | [Race Details \(Printer Friendly\)](#)

Republican Party	
There are no declared candidates for this office.	

Democratic Party	
20 of 20 (100.0%) precincts reporting*	
Michael Edward Lovelock	DEM 2,075 100.0% 

*Please Note: A precinct will not display in the percent of precincts reporting until both election day and AV (absentee) results are recorded for that precinct.



Chesterfield Twp Clerk One 4-year term

Official results, updated August 21, 9:05 PM

[Race List](#) | [Race Summary](#) | [Race Details](#) | [Race Details \(Printer Friendly\)](#)

Republican Party				
20 of 20 (100.0%) precincts reporting*				
Cindy Berry	REP	2,107	100.0%	<div style="width: 100%; height: 10px; background-color: red;"></div>

Democratic Party				
20 of 20 (100.0%) precincts reporting*				
Jan Uglis	DEM	1,399	55.2%	<div style="width: 55.2%; height: 10px; background-color: red;"></div>
Michele D. Ficht	DEM	1,136	44.8%	<div style="width: 44.8%; height: 10px; background-color: red;"></div>

*Please Note: A precinct will not display in the percent of precincts reporting until both election day and AV (absentee) results are recorded for that precinct.



Election Results

Chesterfield Twp Treasurer One 4-year term

Official results, updated August 21, 9:05 PM

[Race List](#) | [Race Summary](#) | [Race Details](#) | [Race Details \(Printer Friendly\)](#)

Republican Party				
20 of 20 (100.0%) precincts reporting*				
Kathy Elliott	REP	1,371	55.9%	
Marvin P. Stepnak	REP	1,081	44.1%	

Democratic Party				
20 of 20 (100.0%) precincts reporting*				
Linda Hartman	DEM	1,476	60.5%	
Patrick Militello	DEM	962	39.5%	

*Please Note: A precinct will not display in the percent of precincts reporting until both election day and AV (absentee) results are recorded for that precinct.



Election Results

Chesterfield Twp Trustee Four 4-year terms

Official results, updated August 21, 9:05 PM

[Race List](#) | [Race Summary](#) | [Race Details](#) | [Race Details \(Printer Friendly\)](#)

Republican Party				
20 of 20 (100.0%) precincts reporting*				
David M. Joseph	REP	1,687	23.3%	
Brian Scott DeMuyneck	REP	1,607	22.2%	
Henry A. Anderson	REP	1,416	19.6%	
Cyndi Gagleard	REP	1,386	19.2%	
Thomas R. Yaschen	REP	1,138	15.7%	

Democratic Party				
20 of 20 (100.0%) precincts reporting*				
Christine Bell	DEM	1,700	24.5%	
Keith Nelson	DEM	1,410	20.3%	
Tom Scott	DEM	1,362	19.6%	
John Grivas	DEM	1,318	19.0%	
Jerry Alexie	DEM	1,161	16.7%	


*Please Note: A precinct will not display in the percent of precincts reporting until both election day and AV (absentee) results are recorded for that precinct.



Clinton Twp Supervisor One 4-year term

Official results, updated August 21, 9:05 PM

[Race List](#) | [Race Summary](#) | [Race Details](#) | [Race Details \(Printer Friendly\)](#)

Republican Party				
46 of 46 (100.0%) precincts reporting*				
Robert J. Cannon	REP	4,970	100.0%	

Democratic Party				
There are no declared candidates for this office.				

*Please Note: A precinct will not display in the percent of precincts reporting until both election day and AV (absentee) results are recorded for that precinct.



Clinton Twp Clerk One 4-year term

Official results, updated August 21, 9:05 PM

[Race List](#) | [Race Summary](#) | [Race Details](#) | [Race Details \(Printer Friendly\)](#)

Republican Party				
46 of 46 (100.0%) precincts reporting*				
Kim Meltzer	REP	5,083	100.0%	<div style="width: 100%; height: 10px; background-color: red;"></div>

Democratic Party				
46 of 46 (100.0%) precincts reporting*				
George Fitzgerald	DEM	4,290	100.0%	<div style="width: 100%; height: 10px; background-color: red;"></div>

*Please Note: A precinct will not display in the percent of precincts reporting until both election day and AV (absentee) results are recorded for that precinct.



Clinton Twp Treasurer One 4-year term

Official results, updated August 21, 9:05 PM

[Race List](#) | [Race Summary](#) | [Race Details](#) | [Race Details \(Printer Friendly\)](#)

Republican Party	
There are no declared candidates for this office.	

Democratic Party	
46 of 46 (100.0%) precincts reporting*	
William J. Sowerby	DEM 4,782 72.8%
Jason M. Davidson	DEM 1,791 27.2%

*Please Note: A precinct will not display in the percent of precincts reporting until both election day and AV (absentee) results are recorded for that precinct.



Election Results

Clinton Twp Trustee Four 4-year terms

Official results, updated August 21, 9:05 PM

[Race List](#) | [Race Summary](#) | [Race Details](#) | [Race Details \(Printer Friendly\)](#)

Republican Party				
46 of 46 (100.0%) precincts reporting*				
David Pierce	REP	3,343	23.4%	
Mike Aiello	REP	3,267	22.9%	
Mark Gielniak	REP	2,827	19.8%	
Leo J. Melise	REP	2,699	18.9%	
William Joseph Wilson	REP	2,134	15.0%	

Democratic Party				
46 of 46 (100.0%) precincts reporting*				
Paul Gieleghem	DEM	4,708	22.9%	
Jenifer Jo West	DEM	3,837	18.7%	
Kenneth Pearl	DEM	3,773	18.4%	
Dean Joseph Reynolds	DEM	3,298	16.1%	
Ernest Hornung	DEM	3,121	15.2%	
Kirkanne Moseley	DEM	1,798	8.8%	

*Please Note: A precinct will not display in the percent of precincts reporting until both election day and AV (absentee) results are recorded for that precinct.



Harrison Twp Supervisor One 4-year term

Official results, updated August 21, 9:05 PM

[Race List](#) | [Race Summary](#) | [Race Details](#) | [Race Details \(Printer Friendly\)](#)

Republican Party				
10 of 10 (100.0%) precincts reporting*				
Kenneth J. Verkest	REP	1,932	66.9%	
Bill Servial	REP	957	33.1%	

Democratic Party				
There are no declared candidates for this office.				

*Please Note: A precinct will not display in the percent of precincts reporting until both election day and AV (absentee) results are recorded for that precinct.



Harrison Twp Clerk One 4-year term

Official results, updated August 21, 9:05 PM

[Race List](#) | [Race Summary](#) | [Race Details](#) | [Race Details \(Printer Friendly\)](#)

Republican Party				
10 of 10 (100.0%) precincts reporting*				
Adam Wit	REP	1,944	70.1%	<div style="width: 70.1%;"></div>
Jared Lee Maynard	REP	830	29.9%	<div style="width: 29.9%;"></div>

Democratic Party				
There are no declared candidates for this office.				

*Please Note: A precinct will not display in the percent of precincts reporting until both election day and AV (absentee) results are recorded for that precinct.



Harrison Twp Treasurer

One 4-year term

Official results, updated August 21, 9:05 PM

[Race List](#) | [Race Summary](#) | [Race Details](#) | [Race Details \(Printer Friendly\)](#)

Republican Party				
10 of 10 (100.0%) precincts reporting*				
Darrin S. York	REP	1,806	66.6%	<div style="width: 66.6%;"></div>
Doreen Glappa	REP	905	33.4%	<div style="width: 33.4%;"></div>

Democratic Party				
There are no declared candidates for this office.				

*Please Note: A precinct will not display in the percent of precincts reporting until both election day and AV (absentee) results are recorded for that precinct.



Harrison Twp Trustee

Four 4-year terms

Official results, updated August 21, 9:05 PM

[Race List](#) | [Race Summary](#) | [Race Details](#) | [Race Details \(Printer Friendly\)](#)

Republican Party				
10 of 10 (100.0%) precincts reporting*				
Larry Tomenello	REP	1,862	29.9%	
Frank Kapral	REP	1,784	28.6%	
Marshall W. Rosquin	REP	1,301	20.9%	
James Senstock	REP	1,290	20.7%	

Democratic Party				
10 of 10 (100.0%) precincts reporting*				
John Swiatkowski	DEM	884	37.1%	
Richard M. Sheehy	DEM	778	32.7%	
David Bratto	DEM	720	30.2%	

*Please Note: A precinct will not display in the percent of precincts reporting until both election day and AV (absentee) results are recorded for that precinct.



Lenox Twp Supervisor One 4-year term

Official results, updated August 21, 9:05 PM

[Race List](#) | [Race Summary](#) | [Race Details](#) | [Race Details \(Printer Friendly\)](#)

Republican Party	
There are no declared candidates for this office.	

Democratic Party	
4 of 4 (100.0%) precincts reporting*	
Ron Trombly	DEM 638 58.8%
Lou Ianitelli	DEM 447 41.2%

*Please Note: A precinct will not display in the percent of precincts reporting until both election day and AV (absentee) results are recorded for that precinct.



Lenox Twp Clerk One 4-year term

Official results, updated August 21, 9:05 PM

[Race List](#) | [Race Summary](#) | [Race Details](#) | [Race Details \(Printer Friendly\)](#)

Republican Party	
There are no declared candidates for this office.	

Democratic Party	
4 of 4 (100.0%) precincts reporting*	
Jodi Kethe	DEM 643 60.0%
Joe Marino	DEM 429 40.0%

*Please Note: A precinct will not display in the percent of precincts reporting until both election day and AV (absentee) results are recorded for that precinct.





Lenox Twp Treasurer One 4-year term

Official results, updated August 21, 9:05 PM

[Race List](#) | [Race Summary](#) | [Race Details](#) | [Race Details \(Printer Friendly\)](#)

Republican Party	
There are no declared candidates for this office.	

Democratic Party	
4 of 4 (100.0%) precincts reporting*	
Karon J. Ottenbacher	DEM 633 58.8% 
Marnie Ickes	DEM 443 41.2% 

*Please Note: A precinct will not display in the percent of precincts reporting until both election day and AV (absentee) results are recorded for that precinct.



Lenox Twp Trustee

Two 4-year terms

Official results, updated August 21, 9:05 PM

[Race List](#) | [Race Summary](#) | [Race Details](#) | [Race Details \(Printer Friendly\)](#)

Republican Party
There are no declared candidates for this office.

Democratic Party				
4 of 4 (100.0%) precincts reporting*				
Karen A. Turchi	DEM	504	26.6%	<div style="width: 26.6%; height: 10px; background-color: red;"></div>
Chris Boyd	DEM	491	25.9%	<div style="width: 25.9%; height: 10px; background-color: red;"></div>
Mary Elizabeth Paisley	DEM	461	24.4%	<div style="width: 24.4%; height: 10px; background-color: red;"></div>
Michelle Gurley	DEM	437	23.1%	<div style="width: 23.1%; height: 10px; background-color: red;"></div>

*Please Note: A precinct will not display in the percent of precincts reporting until both election day and AV (absentee) results are recorded for that precinct.



Macomb Twp Supervisor One 4-year term

Official results, updated August 21, 9:05 PM

[Race List](#) | [Race Summary](#) | [Race Details](#) | [Race Details \(Printer Friendly\)](#)

Republican Party				
35 of 35 (100.0%) precincts reporting*				
Janet Dunn	REP	2,599	39.3%	<div style="width: 39.3%; height: 10px; background-color: red;"></div>
Mark H. Grabow	REP	2,084	31.5%	<div style="width: 31.5%; height: 10px; background-color: red;"></div>
Charles T. Missig	REP	1,935	29.2%	<div style="width: 29.2%; height: 10px; background-color: red;"></div>

Democratic Party
There are no declared candidates for this office.

*Please Note: A precinct will not display in the percent of precincts reporting until both election day and AV (absentee) results are recorded for that precinct.



Macomb Twp Clerk One 4-year term

Official results, updated August 21, 9:05 PM

[Race List](#) | [Race Summary](#) | [Race Details](#) | [Race Details \(Printer Friendly\)](#)

Republican Party				
35 of 35 (100.0%) precincts reporting*				
Michael D. Koehs	REP	3,696	55.9%	
Cathy Imbronone	REP	2,913	44.1%	

Democratic Party				
There are no declared candidates for this office.				

*Please Note: A precinct will not display in the percent of precincts reporting until both election day and AV (absentee) results are recorded for that precinct.



Macomb Twp Treasurer One 4-year term

Official results, updated August 21, 9:05 PM

[Race List](#) | [Race Summary](#) | [Race Details](#) | [Race Details \(Printer Friendly\)](#)

Republican Party				
35 of 35 (100.0%) precincts reporting*				
Karen M. Goodhue	REP	3,441	55.4%	<div style="width: 55.4%; height: 10px; background-color: red;"></div>
Thomas Christ	REP	2,774	44.6%	<div style="width: 44.6%; height: 10px; background-color: red;"></div>

Democratic Party
There are no declared candidates for this office.

*Please Note: A precinct will not display in the percent of precincts reporting until both election day and AV (absentee) results are recorded for that precinct.



Macomb Twp Trustee Four 4-year terms

Official results, updated August 21, 9:05 PM

[Race List](#) | [Race Summary](#) | [Race Details](#) | [Race Details \(Printer Friendly\)](#)

Republican Party				
35 of 35 (100.0%) precincts reporting*				
Nancy J. Nevers	REP	3,962	19.2%	<div style="width: 19.2%; height: 10px; background-color: red;"></div>
Dino Bucci	REP	3,793	18.4%	<div style="width: 18.4%; height: 10px; background-color: red;"></div>
Roger M. Krzeminski	REP	3,721	18.0%	<div style="width: 18.0%; height: 10px; background-color: red;"></div>
Clifford W. Freitas	REP	2,554	12.4%	<div style="width: 12.4%; height: 10px; background-color: red;"></div>
Renee Michaels	REP	2,499	12.1%	<div style="width: 12.1%; height: 10px; background-color: red;"></div>
Maria A. Napolitano	REP	2,356	11.4%	<div style="width: 11.4%; height: 10px; background-color: red;"></div>
Ernie Laing	REP	1,749	8.5%	<div style="width: 8.5%; height: 10px; background-color: red;"></div>

Democratic Party				
There are no declared candidates for this office.				

*Please Note: A precinct will not display in the percent of precincts reporting until both election day and AV (absentee) results are recorded for that precinct.



Election Results

Ray Twp Supervisor One 4-year term

Official results, updated August 21, 9:05 PM

[Race List](#) | [Race Summary](#) | [Race Details](#) | [Race Details \(Printer Friendly\)](#)

Republican Party				
2 of 2 (100.0%) precincts reporting*				
Charles Roger Bohm	REP	466	54.5%	
Joseph Jarzyna	REP	303	35.4%	
Dan Jensenius	REP	63	7.4%	
Richard Rapp	REP	23	2.7%	

Democratic Party				
There are no declared candidates for this office.				

*Please Note: A precinct will not display in the percent of precincts reporting until both election day and AV (absentee) results are recorded for that precinct.



Ray Twp Clerk One 4-year term

Official results, updated August 21, 9:05 PM

[Race List](#) | [Race Summary](#) | [Race Details](#) | [Race Details \(Printer Friendly\)](#)

Republican Party				
2 of 2 (100.0%) precincts reporting*				
Paula Artman	REP	606	100.0%	

Democratic Party				
There are no declared candidates for this office.				

*Please Note: A precinct will not display in the percent of precincts reporting until both election day and AV (absentee) results are recorded for that precinct.



Election Results

Ray Twp Treasurer One 4-year term

Official results, updated August 21, 9:05 PM

[Race List](#) | [Race Summary](#) | [Race Details](#) | [Race Details \(Printer Friendly\)](#)

Republican Party				
2 of 2 (100.0%) precincts reporting*				
Douglas Stier	REP	565	67.9%	
Laurie Alward-Diener	REP	267	32.1%	

Democratic Party				
2 of 2 (100.0%) precincts reporting*				
Susan Brown	DEM	68	100.0%	

*Please Note: A precinct will not display in the percent of precincts reporting until both election day and AV (absentee) results are recorded for that precinct.



Election Results

Ray Twp Trustee Two 4-year terms

Official results, updated August 21, 9:05 PM

[Race List](#) | [Race Summary](#) | [Race Details](#) | [Race Details \(Printer Friendly\)](#)

Republican Party				
2 of 2 (100.0%) precincts reporting*				
Betty L. Grader	REP	529	38.2%	
John T. Zoccola	REP	471	34.0%	
Timothy N. Brooks	REP	237	17.1%	
Michael Emiah	REP	148	10.7%	

Democratic Party				
There are no declared candidates for this office.				

*Please Note: A precinct will not display in the percent of precincts reporting until both election day and AV (absentee) results are recorded for that precinct.



Richmond Twp Supervisor One 4-year term

Official results, updated August 21, 9:05 PM

[Race List](#) | [Race Summary](#) | [Race Details](#) | [Race Details \(Printer Friendly\)](#)

Republican Party				
2 of 2 (100.0%) precincts reporting*				
Cindi Greenia	REP	304	100.0%	

Democratic Party				
There are no declared candidates for this office.				

*Please Note: A precinct will not display in the percent of precincts reporting until both election day and AV (absentee) results are recorded for that precinct.



Richmond Twp Clerk One 4-year term

Official results, updated August 21, 9:05 PM

[Race List](#) | [Race Summary](#) | [Race Details](#) | [Race Details \(Printer Friendly\)](#)

Republican Party				
2 of 2 (100.0%) precincts reporting*				
Catherine A. LaFontaine	REP	299	100.0%	

Democratic Party				
There are no declared candidates for this office.				

*Please Note: A precinct will not display in the percent of precincts reporting until both election day and AV (absentee) results are recorded for that precinct.



Richmond Twp Treasurer One 4-year term

Official results, updated August 21, 9:05 PM

[Race List](#) | [Race Summary](#) | [Race Details](#) | [Race Details \(Printer Friendly\)](#)

Republican Party				
2 of 2 (100.0%) precincts reporting*				
Robert Szalka	REP	285	100.0%	

Democratic Party				
There are no declared candidates for this office.				

*Please Note: A precinct will not display in the percent of precincts reporting until both election day and AV (absentee) results are recorded for that precinct.



Richmond Twp Trustee

Two 4-year terms

Official results, updated August 21, 9:05 PM

[Race List](#) | [Race Summary](#) | [Race Details](#) | [Race Details \(Printer Friendly\)](#)

Republican Party				
2 of 2 (100.0%) precincts reporting*				
Christopher DeVos	REP	264	55.2%	<div style="width: 55.2%; height: 10px; background-color: red;"></div>
Vern J. Kulman	REP	214	44.8%	<div style="width: 44.8%; height: 10px; background-color: red;"></div>

Democratic Party				
2 of 2 (100.0%) precincts reporting*				
Judith Murphy	DEM	99	100.0%	<div style="width: 100%; height: 10px; background-color: red;"></div>

*Please Note: A precinct will not display in the percent of precincts reporting until both election day and AV (absentee) results are recorded for that precinct.



Shelby Twp Supervisor One 4-year term

Official results, updated August 21, 9:05 PM

[Race List](#) | [Race Summary](#) | [Race Details](#) | [Race Details \(Printer Friendly\)](#)

Republican Party				
29 of 29 (100.0%) precincts reporting*				
Rick Stathakis	REP	5,859	56.1%	<div style="width: 56.1%; height: 10px; background-color: red;"></div>
Bob Leman	REP	4,588	43.9%	<div style="width: 43.9%; height: 10px; background-color: red;"></div>

Democratic Party
There are no declared candidates for this office.

*Please Note: A precinct will not display in the percent of precincts reporting until both election day and AV (absentee) results are recorded for that precinct.



Shelby Twp Clerk One 4-year term

Official results, updated August 21, 9:05 PM

[Race List](#) | [Race Summary](#) | [Race Details](#) | [Race Details \(Printer Friendly\)](#)

Republican Party				
29 of 29 (100.0%) precincts reporting*				
Stanley T. Grot	REP	5,102	52.1%	
Richard Batchelder	REP	4,682	47.9%	

Democratic Party				
There are no declared candidates for this office.				

*Please Note: A precinct will not display in the percent of precincts reporting until both election day and AV (absentee) results are recorded for that precinct.



Election Results

Shelby Twp Treasurer One 4-year term

Official results, updated August 21, 9:05 PM

[Race List](#) | [Race Summary](#) | [Race Details](#) | [Race Details \(Printer Friendly\)](#)

Republican Party				
29 of 29 (100.0%) precincts reporting*				
Michael Flynn	REP	5,351	53.6%	
Lisa Manzella	REP	4,630	46.4%	

Democratic Party				
There are no declared candidates for this office.				

*Please Note: A precinct will not display in the percent of precincts reporting until both election day and AV (absentee) results are recorded for that precinct.



Election Results

Shelby Twp Trustee Four 4-year terms

Official results, updated August 21, 9:05 PM

[Race List](#) | [Race Summary](#) | [Race Details](#) | [Race Details \(Printer Friendly\)](#)

Republican Party				
29 of 29 (100.0%) precincts reporting*				
Douglas C. Wozniak	REP	4,116	11.9%	<div style="width: 11.9%;"></div>
Paula Calvaruso Filar	REP	4,037	11.7%	<div style="width: 11.7%;"></div>
Paul Viar	REP	3,862	11.2%	<div style="width: 11.2%;"></div>
Nick Nightingale	REP	3,608	10.4%	<div style="width: 10.4%;"></div>
Gary E. Kopp	REP	3,198	9.3%	<div style="width: 9.3%;"></div>
Brent Freeman	REP	2,846	8.2%	<div style="width: 8.2%;"></div>
David Curtis	REP	2,659	7.7%	<div style="width: 7.7%;"></div>
Raquel R. Moore	REP	2,434	7.0%	<div style="width: 7.0%;"></div>
Vincent A. Bernardi	REP	2,220	6.4%	<div style="width: 6.4%;"></div>
Carolyn Gammicchia	REP	1,913	5.5%	<div style="width: 5.5%;"></div>
Ann Byrd Brown	REP	1,660	4.8%	<div style="width: 4.8%;"></div>
John J. Holeton	REP	1,120	3.2%	<div style="width: 3.2%;"></div>
Steven H. Fick	REP	876	2.5%	<div style="width: 2.5%;"></div>

Democratic Party				
29 of 29 (100.0%) precincts reporting*				
Clarence A. Cook	DEM	1,855	100.0%	<div style="width: 100%;"></div>

*Please Note: A precinct will not display in the percent of precincts reporting until both election day and AV (absentee) results are recorded for that precinct.



Washington Twp Supervisor One 4-year term

Official results, updated August 21, 9:05 PM

[Race List](#) | [Race Summary](#) | [Race Details](#) | [Race Details \(Printer Friendly\)](#)

Republican Party				
9 of 9 (100.0%) precincts reporting*				
Dan O'Leary	REP	2,587	100.0%	<div style="width: 100%; height: 10px; background-color: red;"></div>

Democratic Party				
There are no declared candidates for this office.				

*Please Note: A precinct will not display in the percent of precincts reporting until both election day and AV (absentee) results are recorded for that precinct.



Washington Twp Clerk One 4-year term

Official results, updated August 21, 9:05 PM

[Race List](#) | [Race Summary](#) | [Race Details](#) | [Race Details \(Printer Friendly\)](#)

Republican Party				
9 of 9 (100.0%) precincts reporting*				
Kathy Bosheers	REP	2,527	100.0%	<div style="width: 100%; height: 10px; background-color: red;"></div>

Democratic Party				
There are no declared candidates for this office.				

*Please Note: A precinct will not display in the percent of precincts reporting until both election day and AV (absentee) results are recorded for that precinct.



Washington Twp Treasurer One 4-year term

Official results, updated August 21, 9:05 PM

[Race List](#) | [Race Summary](#) | [Race Details](#) | [Race Details \(Printer Friendly\)](#)

Republican Party				
9 of 9 (100.0%) precincts reporting*				
Linda S. Verellen	REP	2,304	73.9%	<div style="width: 73.9%; height: 10px; background-color: red;"></div>
Joe Fortuna	REP	812	26.1%	<div style="width: 26.1%; height: 10px; background-color: red;"></div>

Democratic Party
There are no declared candidates for this office.

*Please Note: A precinct will not display in the percent of precincts reporting until both election day and AV (absentee) results are recorded for that precinct.



Washington Twp Trustee Four 4-year terms

Official results, updated August 21, 9:05 PM

[Race List](#) | [Race Summary](#) | [Race Details](#) | [Race Details \(Printer Friendly\)](#)

Republican Party				
9 of 9 (100.0%) precincts reporting*				
Lisa Rapp	REP	1,964	20.0%	<div style="width: 20px; height: 10px; background-color: red;"></div>
Abby Jacobson	REP	1,618	16.5%	<div style="width: 20px; height: 10px; background-color: red;"></div>
Harold Miller	REP	1,182	12.1%	<div style="width: 20px; height: 10px; background-color: red;"></div>
Art Grimes	REP	1,134	11.6%	<div style="width: 20px; height: 10px; background-color: red;"></div>
Jim Richardson	REP	996	10.2%	<div style="width: 20px; height: 10px; background-color: red;"></div>
Bill Scarborough	REP	939	9.6%	<div style="width: 20px; height: 10px; background-color: red;"></div>
Stanley Babinski	REP	852	8.7%	<div style="width: 20px; height: 10px; background-color: red;"></div>
Sebastian S. Previti	REP	675	6.9%	<div style="width: 20px; height: 10px; background-color: red;"></div>
Richard Seldon	REP	449	4.6%	<div style="width: 20px; height: 10px; background-color: red;"></div>

Democratic Party
There are no declared candidates for this office.

*Please Note: A precinct will not display in the percent of precincts reporting until both election day and AV (absentee) results are recorded for that precinct.



Election Results

Macomb County Veterans' Millage

Official results, updated August 21, 9:07 PM

[Race List](#) | [Race Summary](#) | [Race Details](#) | [Race Details \(Printer Friendly\)](#)

353 of 353 (100.0%) precincts reporting*				
YES		100,792	80.8%	<div style="width: 80.8%;"></div>
NO		24,004	19.2%	<div style="width: 19.2%;"></div>

*Please Note: A precinct will not display in the percent of precincts reporting until both election day and AV (absentee) results are recorded for that precinct.



Election Results

Macomb County Art Institute Authority Millage

Official results, updated August 21, 9:07 PM

[Race List](#) | [Race Summary](#) | [Race Details](#) | [Race Details \(Printer Friendly\)](#)

353 of 353 (100.0%) precincts reporting*				
YES		63,272	50.5%	<div style="width: 50.5%;"></div>
NO		61,930	49.5%	<div style="width: 49.5%;"></div>



*Please Note: A precinct will not display in the percent of precincts reporting until both election day and AV (absentee) results are recorded for that precinct.



Eastpointe Charter Amendment, Chapter III

Official results, updated August 21, 9:07 PM

[Race List](#) | [Race Summary](#) | [Race Details](#) | [Race Details \(Printer Friendly\)](#)

12 of 12 (100.0%) precincts reporting*				
YES		2,146	53.8%	
NO		1,846	46.2%	



*Please Note: A precinct will not display in the percent of precincts reporting until both election day and AV (absentee) results are recorded for that precinct.



Eastpointe Charter Amendment, Chapter XII

Official results, updated August 21, 9:07 PM

[Race List](#) | [Race Summary](#) | [Race Details](#) | [Race Details \(Printer Friendly\)](#)

12 of 12 (100.0%) precincts reporting*				
YES		2,259	58.1%	
NO		1,629	41.9%	

*Please Note: A precinct will not display in the percent of precincts reporting until both election day and AV (absentee) results are recorded for that precinct.



Eastpointe Library Millage

Official results, updated August 21, 9:07 PM

[Race List](#) | [Race Summary](#) | [Race Details](#) | [Race Details \(Printer Friendly\)](#)

12 of 12 (100.0%) precincts reporting*				
YES		2,978	69.8%	<div style="width: 69.8%;"></div>
NO		1,288	30.2%	<div style="width: 30.2%;"></div>



*Please Note: A precinct will not display in the percent of precincts reporting until both election day and AV (absentee) results are recorded for that precinct.



New Baltimore Charter Commission

Official results, updated August 21, 9:07 PM

[Race List](#) | [Race Summary](#) | [Race Details](#) | [Race Details \(Printer Friendly\)](#)

5 of 5 (100.0%) precincts reporting*				
NO		956	55.8%	
YES		758	44.2%	

*Please Note: A precinct will not display in the percent of precincts reporting until both election day and AV (absentee) results are recorded for that precinct.



Warren Police and Fire Millage

Official results, updated August 21, 9:07 PM

[Race List](#) | [Race Summary](#) | [Race Details](#) | [Race Details \(Printer Friendly\)](#)

57 of 57 (100.0%) precincts reporting*				
YES		12,075	65.4%	<div style="width: 65.4%;"></div>
NO		6,397	34.6%	<div style="width: 34.6%;"></div>

*Please Note: A precinct will not display in the percent of precincts reporting until both election day and AV (absentee) results are recorded for that precinct.



Election Results

Bruce Twp Parks and Recreation Millage Renewal

Official results, updated August 21, 9:07 PM

[Race List](#) | [Race Summary](#) | [Race Details](#) | [Race Details \(Printer Friendly\)](#)

4 of 4 (100.0%) precincts reporting*				
YES		1,462	67.1%	<div style="width: 67.1%;"></div>
NO		716	32.9%	<div style="width: 32.9%;"></div>

*Please Note: A precinct will not display in the percent of precincts reporting until both election day and AV (absentee) results are recorded for that precinct.



Bruce Twp Senior Citizen Transportation Millage Renewal

Official results, updated August 21, 9:07 PM

[Race List](#) | [Race Summary](#) | [Race Details](#) | [Race Details \(Printer Friendly\)](#)

4 of 4 (100.0%) precincts reporting*				
YES		1,576	77.0%	<div style="width: 77%; background-color: red;"></div>
NO		472	23.0%	<div style="width: 23%; background-color: red;"></div>

*Please Note: A precinct will not display in the percent of precincts reporting until both election day and AV (absentee) results are recorded for that precinct.



Harrison Twp Police and Fire Millage Renewal

Official results, updated August 21, 9:07 PM

[Race List](#) | [Race Summary](#) | [Race Details](#) | [Race Details \(Printer Friendly\)](#)

10 of 10 (100.0%) precincts reporting*				
YES		3,612	77.7%	<div style="width: 77.7%;"></div>
NO		1,037	22.3%	<div style="width: 22.3%;"></div>

*Please Note: A precinct will not display in the percent of precincts reporting until both election day and AV (absentee) results are recorded for that precinct.



Washington Twp Police Millage Renewal

Official results, updated August 21, 9:07 PM

[Race List](#) | [Race Summary](#) | [Race Details](#) | [Race Details \(Printer Friendly\)](#)

8 of 8 (100.0%) precincts reporting*				
YES		3,494	78.5%	<div style="width: 78.5%; background-color: red;"></div>
NO		958	21.5%	<div style="width: 21.5%; background-color: red;"></div>

*Please Note: A precinct will not display in the percent of precincts reporting until both election day and AV (absentee) results are recorded for that precinct.



Washington Twp Parks and Recreation Millage Renewal

Official results, updated August 21, 9:07 PM

[Race List](#) | [Race Summary](#) | [Race Details](#) | [Race Details \(Printer Friendly\)](#)

9 of 9 (100.0%) precincts reporting*				
YES		3,231	70.7%	<div style="width: 70.7%;"></div>
NO		1,337	29.3%	<div style="width: 29.3%;"></div>

*Please Note: A precinct will not display in the percent of precincts reporting until both election day and AV (absentee) results are recorded for that precinct.



Washington Twp Senior Citizen Transportation Millage Renewal

Official results, updated August 21, 9:07 PM

[Race List](#) | [Race Summary](#) | [Race Details](#) | [Race Details \(Printer Friendly\)](#)

9 of 9 (100.0%) precincts reporting*				
YES		3,583	78.1%	<div style="width: 78.1%;"></div>
NO		1,006	21.9%	<div style="width: 21.9%;"></div>

*Please Note: A precinct will not display in the percent of precincts reporting until both election day and AV (absentee) results are recorded for that precinct.



Election Results

Village of New Haven Police Millage

Official results, updated August 21, 9:07 PM

[Race List](#) | [Race Summary](#) | [Race Details](#) | [Race Details \(Printer Friendly\)](#)

2 of 2 (100.0%) precincts reporting*				
NO		357	53.9%	<div style="width: 53.9%;"></div>
YES		305	46.1%	<div style="width: 46.1%;"></div>

*Please Note: A precinct will not display in the percent of precincts reporting until both election day and AV (absentee) results are recorded for that precinct.



Election Results

Macomb County, Michigan August 7, 2012 Election Voter Turnout

This page shows you the percentage of registered voters who cast a ballot for this election, by jurisdiction. These numbers will continue to increase until all precincts have reported. You can re-sort the list by clicking a column header.

Updated August 21, 9:07 PM

Jurisdiction ▼	Turnout
Armada Township	30.6%
Bruce Township	35.4%
Center Line	20.7%
Chesterfield Township	20.7%
Clinton Township	20.7%
Eastpointe	19.2%
Fraser	21.9%
Harrison Township	25.8%
Lenox Township	24.2%
Macomb Township	22.3%
Memphis	18.1%
Mt. Clemens	20.7%
New Baltimore	22.1%
Ray Township	36.9%
Richmond Township	21.3%
Richmond City	23.4%
Roseville	15.7%
Shelby Township	28%
St. Clair Shores	24.9%
Sterling Heights	20%
Utica	19.8%
Village of Grosse Pointe Shores	35%
Warren	19.6%
Washington Township	26.7%
MACOMB COUNTY	21.9%



Election Results

Macomb County, Michigan August 7, 2012 Election Voter Turnout

This page shows you the percentage of registered voters who cast a ballot for this election, by jurisdiction. These numbers will continue to increase until all precincts have reported. You can re-sort the list by clicking a column header.

Updated August 21, 9:07 PM

Jurisdiction ▼	Turnout
Armada Township	30.6%
Bruce Township	35.4%
Center Line	20.7%
Chesterfield Township	20.7%
Clinton Township	20.7%
Eastpointe	19.2%
Fraser	21.9%
Harrison Township	25.8%
Lenox Township	24.2%
Macomb Township	22.3%
Memphis	18.1%
Mt. Clemens	20.7%
New Baltimore	22.1%
Ray Township	36.9%
Richmond Township	21.3%
Richmond City	23.4%
Roseville	15.7%
Shelby Township	28%
St. Clair Shores	24.9%
Sterling Heights	20%
Utica	19.8%
Village of Grosse Pointe Shores	35%
Warren	19.6%
Washington Township	26.7%
MACOMB COUNTY	21.9%



Election Results

U.S. Senator One 6-Year Term

Official results, updated August 21, 9:04 PM

[Race List](#) | [Race Summary](#) | [Race Details](#) | [Race Details \(Printer Friendly\)](#)

POLL BOOK TOTALS	Clark Durant (REP)			Gary Glenn (REP)			Pete Hoekstra (REP)			Randy Hekman (REP)			Debbie Stabenow (DEM)			
	AV	Elec Day	TOTAL	AV	Elec Day	TOTAL	AV	Elec Day	TOTAL	AV	Elec Day	TOTAL	AV	Elec Day	TOTAL	
ARMADA TOWNSHIP																
01	720	49	100	149	11	23	34	88	104	192	10	21	31	47	64	111
02	461	17	76	93	3	18	21	52	100	152	3	11	14	29	44	73
	1,181	66	176	242	14	41	55	140	204	344	13	32	45	76	108	184
BRUCE TOWNSHIP																
01	462	40	61	101	6	10	16	63	86	149	2	9	11	30	65	95
02	824	67	131	198	16	27	43	114	196	310	4	20	24	21	70	91
03	460	29	69	98	13	7	20	73	82	155	5	15	20	26	32	58
04	540	30	94	124	10	17	27	69	118	187	3	14	17	18	57	75
	2,286	166	355	521	45	61	106	319	482	801	14	58	72	95	224	319
CENTER LINE CITY																
01	346	6	35	41	5	0	5	10	25	35	1	1	2	82	125	207
02	201	9	12	21	1	3	4	14	14	28	0	1	1	56	52	108
03	285	12	22	34	5	0	5	5	18	23	1	4	5	64	120	184
04	206	2	22	24	0	6	6	13	29	42	0	2	2	33	79	112
05	203	8	23	31	1	3	4	3	14	17	0	2	2	52	76	128
	1,241	37	114	151	12	12	24	45	100	145	2	10	12	287	452	739
CHESTERFIELD TOWNSHIP																
01	465	N/A	76	76	N/A	10	10	N/A	102	102	N/A	6	6	N/A	185	185
02	396	N/A	74	74	N/A	20	20	N/A	95	95	N/A	10	10	N/A	146	146

■ Yellow in the TOTALS column means precinct hasn't reported
 N/A indicates AV (Absentee) results are included in Elec Day results



Election Results

U.S. Senator One 6-Year Term

Official results, updated August 21, 9:04 PM

[Race List](#) | [Race Summary](#) | [Race Details](#) | [Race Details \(Printer Friendly\)](#)

POLL BOOK TOTALS	Clark Durant (REP)			Gary Glenn (REP)			Pete Hoekstra (REP)			Randy Hekman (REP)			Debbie Stabenow (DEM)			
	AV	Elec Day	TOTAL	AV	Elec Day	TOTAL	AV	Elec Day	TOTAL	AV	Elec Day	TOTAL	AV	Elec Day	TOTAL	
ARMADA TOWNSHIP																
01	720	49	100	149	11	23	34	88	104	192	10	21	31	47	64	111
02	461	17	76	93	3	18	21	52	100	152	3	11	14	29	44	73
	1,181	66	176	242	14	41	55	140	204	344	13	32	45	76	108	184
BRUCE TOWNSHIP																
01	462	40	61	101	6	10	16	63	86	149	2	9	11	30	65	95
02	824	67	131	198	16	27	43	114	196	310	4	20	24	21	70	91
03	460	29	69	98	13	7	20	73	82	155	5	15	20	26	32	58
04	540	30	94	124	10	17	27	69	118	187	3	14	17	18	57	75
	2,286	166	355	521	45	61	106	319	482	801	14	58	72	95	224	319
CENTER LINE CITY																
01	346	6	35	41	5	0	5	10	25	35	1	1	2	82	125	207
02	201	9	12	21	1	3	4	14	14	28	0	1	1	56	52	108
03	285	12	22	34	5	0	5	5	18	23	1	4	5	64	120	184
04	206	2	22	24	0	6	6	13	29	42	0	2	2	33	79	112
05	203	8	23	31	1	3	4	3	14	17	0	2	2	52	76	128
	1,241	37	114	151	12	12	24	45	100	145	2	10	12	287	452	739
CHESTERFIELD TOWNSHIP																
01	465	N/A	76	76	N/A	10	10	N/A	102	102	N/A	6	6	N/A	185	185
02	396	N/A	74	74	N/A	20	20	N/A	95	95	N/A	10	10	N/A	146	146
03	481	N/A	86	86	N/A	16	16	N/A	94	94	N/A	9	9	N/A	203	203
04	127	N/A	29	29	N/A	2	2	N/A	26	26	N/A	2	2	N/A	42	42
05	465	N/A	62	62	N/A	14	14	N/A	108	108	N/A	11	11	N/A	187	187
06	378	N/A	62	62	N/A	15	15	N/A	77	77	N/A	9	9	N/A	155	155
07	493	N/A	79	79	N/A	16	16	N/A	110	110	N/A	16	16	N/A	192	192
08	414	N/A	65	65	N/A	10	10	N/A	86	86	N/A	7	7	N/A	162	162
09	322	N/A	49	49	N/A	8	8	N/A	75	75	N/A	8	8	N/A	123	123
10	662	N/A	138	138	N/A	26	26	N/A	185	185	N/A	10	10	N/A	203	203
11	250	N/A	32	32	N/A	6	6	N/A	62	62	N/A	7	7	N/A	99	99
12	226	N/A	37	37	N/A	9	9	N/A	49	49	N/A	1	1	N/A	88	88
13	375	N/A	77	77	N/A	9	9	N/A	75	75	N/A	10	10	N/A	156	156
14	221	N/A	33	33	N/A	8	8	N/A	61	61	N/A	6	6	N/A	74	74
15	56	N/A	0	0	N/A	0	0	N/A	12	12	N/A	4	4	N/A	33	33
16	201	N/A	21	21	N/A	3	3	N/A	50	50	N/A	8	8	N/A	93	93
17	128	N/A	15	15	N/A	5	5	N/A	27	27	N/A	0	0	N/A	51	51

	596	43	46	89	3	6	9	101	60	161	5	3	8	42	100	142
45	373	30	38	68	4	2	6	39	60	99	0	1	1	71	82	153
46	567	61	35	96	8	5	13	119	42	161	7	1	8	152	75	227
	15,161	1,003	1,400	2,403	181	161	342	1,689	1,539	3,228	91	159	250	3,247	3,332	6,579

EASTPOINTE

01	272	3	29	32	0	4	4	9	32	41	0	5	5	38	129	167
02	446	17	35	52	1	5	6	14	46	60	0	6	6	83	185	268
03	374	8	45	53	1	5	6	10	29	39	1	4	5	64	146	210
04	351	15	33	48	0	4	4	16	30	46	0	4	4	65	143	208
05	329	2	32	34	2	8	10	8	26	34	2	7	9	58	143	201
06	341	7	40	47	1	2	3	18	26	44	0	6	6	56	141	197
07	391	6	21	27	2	2	4	9	16	25	1	0	1	67	227	294
08	338	12	18	30	2	2	4	6	11	17	0	4	4	68	192	260
09	361	3	42	45	4	7	11	11	22	33	2	4	6	71	151	222
10	296	11	28	39	2	2	4	8	22	30	3	6	9	79	102	181
11	518	19	43	62	1	4	5	26	51	77	3	3	6	96	213	309
12	531	20	41	61	1	5	6	32	26	58	4	3	7	98	247	345
	4,548	123	407	530	17	50	67	167	337	504	16	52	68	843	2,019	2,862

FRASER

01	251	5	28	33	1	3	4	11	27	38	2	3	5	66	65	131
02	425	22	61	83	0	9	9	33	61	94	6	10	16	66	99	165
03	557	32	74	106	6	10	16	48	49	97	5	3	8	147	119	266
04	349	13	39	52	0	0	0	38	28	66	1	4	5	60	112	172
05	130	7	15	22	0	2	2	9	9	18	0	0	0	33	37	70
06	452	18	67	85	4	8	12	45	47	92	5	5	10	65	120	185
07	248	14	15	29	4	6	10	26	25	51	2	2	4	46	78	124
	2,412	111	299	410	15	38	53	210	246	456	21	27	48	483	630	1,113

HARRISON TOWNSHIP

01	452	32	51	83	7	14	21	68	57	125	5	4	9	49	95	144
02	470	21	54	75	6	9	15	55	53	108	5	4	9	69	114	183
03	338	27	52	79	4	8	12	29	51	80	3	11	14	43	48	91
04	666	44	86	130	10	18	28	90	109	199	2	8	10	54	107	161
05	668	44	96	140	10	12	22	94	131	225	3	8	11	56	77	133
06	565	33	79	112	2	8	10	68	117	185	4	7	11	61	94	155
07	683	68	83	151	7	12	19	77	95	172	11	12	23	72	107	179
08	324	14	32	46	3	3	6	34	38	72	1	1	2	58	80	138
09	513	44	43	87	12	7	19	102	81	183	9	6	15	54	56	110
10	392	15	49	64	1	7	8	46	78	124	0	4	4	39	73	112
	5,071	342	625	967	62	98	160	663	810	1,473	43	65	108	555	851	1,406

LENOX TOWNSHIP

01	469	15	40	55	5	6	11	17	17	34	3	1	4	71	124	195
02	444	9	26	35	3	8	11	15	23	38	3	0	3	85	137	222
03	509	2	35	37	0	6	6	8	43	51	3	10	13	80	249	329
04	167	0	14	14	0	5	5	3	23	26	0	2	2	12	82	94
	1,589	26	115	141	8	25	33	43	106	149	9	13	22	248	592	840

MACOMB TOWNSHIP

01	323	20	40	60	4	8	12	49	51	100	2	5	7	47	40	87
02	448	27	45	72	3	12	15	64	59	123	2	4	6	56	82	138
03	292	13	50	63	0	7	7	29	65	94	2	7	9	31	42	73

	481	19	61	80	1	12	13	38	76	114	1	5	6	69	137	206
04	391	27	55	82	9	8	17	42	48	90	0	0	0	59	89	148
05	405	17	39	56	5	9	14	27	84	111	1	8	9	42	96	138
	1,834	88	219	307	21	44	65	158	282	440	4	19	23	250	454	704

RAY TOWNSHIP

01	446	21	69	90	8	16	24	63	112	175	1	16	17	15	32	47
02	618	38	115	153	8	23	31	62	124	186	8	17	25	28	53	81
	1,064	59	184	243	16	39	55	125	236	361	9	33	42	43	85	128

RICHMOND TOWNSHIP

01	287	N/A	60	60	N/A	15	15	N/A	99	99	N/A	9	9	N/A	60	60
02	293	N/A	56	56	N/A	14	14	N/A	69	69	N/A	19	19	N/A	82	82
	580	N/A	116	116	N/A	29	29	N/A	168	168	N/A	28	28	N/A	142	142

RICHMOND CITY

01	575	29	46	75	7	9	16	64	69	133	6	15	21	110	129	239
02	372	23	51	74	6	7	13	43	43	86	2	3	5	49	87	136
	947	52	97	149	13	16	29	107	112	219	8	18	26	159	216	375

ROSEVILLE

01	144	3	14	17	1	2	3	8	9	17	0	4	4	35	52	87
02	206	9	21	30	2	3	5	13	17	30	1	5	6	53	54	107
03	296	6	25	31	5	3	8	15	24	39	4	4	8	95	90	185
04	238	14	29	43	6	2	8	16	22	38	0	5	5	58	69	127
05	342	19	34	53	4	8	12	16	27	43	1	5	6	87	110	197
06	247	5	31	36	3	10	13	5	20	25	0	0	0	60	76	136
07	161	6	15	21	2	2	4	2	24	26	1	2	3	30	56	86
08	280	6	25	31	1	4	5	8	27	35	0	7	7	79	103	182
09	293	14	21	35	1	6	7	21	33	54	3	1	4	82	78	160
10	148	7	18	25	2	4	6	7	8	15	1	1	2	35	43	78
11	173	8	8	16	3	2	5	15	18	33	2	3	5	59	42	101
12	197	6	20	26	0	6	6	22	14	36	1	1	2	48	56	104
13	172	5	17	22	0	0	0	11	5	16	2	2	4	38	65	103
14	292	10	28	38	7	3	10	13	22	35	0	7	7	82	78	160
15	432	24	27	51	1	2	3	25	34	59	4	6	10	122	129	251
16	465	11	40	51	4	9	13	19	40	59	0	10	10	127	147	274
17	191	4	16	20	2	3	5	4	20	24	1	1	2	52	64	116
18	322	21	28	49	4	6	10	19	32	51	3	5	8	70	97	167
19	205	3	30	33	2	4	6	5	22	27	1	4	5	34	69	103
20	242	12	30	42	3	2	5	18	22	40	1	3	4	67	59	126
21	262	12	34	46	2	1	3	17	25	42	0	2	2	63	76	139
	5,308	205	511	716	55	82	137	279	465	744	26	78	104	1,376	1,613	2,989

SHELBY TOWNSHIP

01	770	50	141	191	8	30	38	99	165	264	9	13	22	31	62	93
02	626	37	107	144	12	20	32	78	123	201	7	15	22	27	67	94
03	275	10	41	51	8	9	17	29	62	91	3	12	15	16	39	55
04	489	30	80	110	13	5	18	69	98	167	6	13	19	28	46	74
05	707	45	93	138	17	24	41	113	131	244	5	7	12	52	74	126
06	229	2	40	42	2	17	19	10	44	54	0	7	7	8	40	48
07	766	69	113	182	23	22	45	105	139	244	11	17	28	40	65	105
08	371	26	58	84	3	14	17	59	77	136	0	7	7	17	44	61
09	215	4	28	32	3	11	14	17	40	57	0	5	5	20	44	64

01	324	18	21	39	4	5	9	31	39	70	0	7	7	60	105	165
02	449	23	60	83	5	8	13	42	54	96	8	10	18	77	121	198
03	500	32	45	77	4	6	10	57	53	110	1	2	3	124	117	241
04	571	28	70	98	8	12	20	49	59	108	2	7	9	113	169	282
05	584	31	60	91	9	8	17	72	70	142	5	1	6	117	149	266
06	296	18	36	54	5	1	6	32	57	89	2	7	9	45	70	115
07	457	33	46	79	8	11	19	52	56	108	2	6	8	83	108	191
08	361	32	55	87	7	8	15	46	45	91	1	4	5	58	64	122
09	239	18	25	43	4	3	7	35	17	52	3	2	5	45	62	107
10	515	52	58	110	7	1	8	50	48	98	4	5	9	114	116	230
11	327	23	42	65	4	4	8	26	40	66	3	4	7	66	72	138
12	592	57	51	108	9	6	15	64	63	127	2	0	2	155	128	283
13	301	23	32	55	2	5	7	38	24	62	4	5	9	58	76	134
14	242	17	26	43	4	4	8	11	21	32	3	4	7	49	71	120
15	335	31	30	61	4	2	6	33	39	72	0	4	4	66	68	134
16	305	22	42	64	0	7	7	27	27	54	1	1	2	62	83	145
17	342	24	34	58	5	4	9	36	45	81	6	4	10	71	64	135
18	510	39	59	98	3	5	8	56	60	116	5	5	10	83	142	225
19	479	33	63	96	4	7	11	43	54	97	5	2	7	97	126	223
20	465	25	66	91	9	6	15	29	59	88	2	11	13	101	110	211
21	261	17	40	57	2	4	6	21	34	55	2	3	5	34	78	112
22	321	29	44	73	2	7	9	30	48	78	4	5	9	44	72	116
23	364	22	45	67	9	8	17	40	52	92	1	3	4	51	89	140
24	261	15	36	51	4	8	12	15	46	61	5	8	13	32	63	95
25	586	33	62	95	10	9	19	55	76	131	4	6	10	119	149	268
26	544	26	67	93	6	5	11	47	102	149	3	11	14	69	147	216
27	428	29	53	82	1	9	10	30	70	100	0	8	8	66	111	177
28	382	26	41	67	3	4	7	44	46	90	0	2	2	52	113	165
29	368	27	36	63	4	8	12	36	53	89	2	5	7	58	98	156
30	207	18	28	46	2	4	6	14	25	39	0	2	2	38	42	80
31	218	11	22	33	4	0	4	15	26	41	4	0	4	33	75	108
32	101	1	12	13	1	3	4	6	11	17	0	2	2	27	26	53
33	373	29	35	64	6	8	14	45	57	102	3	5	8	59	86	145
34	437	18	65	83	4	7	11	36	81	117	6	13	19	54	99	153
35	185	5	39	44	1	3	4	11	33	44	0	3	3	24	57	81
36	516	50	69	119	5	2	7	54	45	99	5	6	11	115	104	219
37	373	19	43	62	9	3	12	35	46	81	0	5	5	66	99	165
38	495	42	46	88	6	4	10	64	42	106	6	7	13	113	121	234
39	328	8	42	50	2	3	5	26	57	83	1	3	4	58	83	141
40	168	6	22	28	2	4	6	7	25	32	0	2	2	36	42	78
41	277	13	42	55	4	6	10	23	44	67	2	5	7	40	63	103
42	418	34	62	96	5	9	14	54	54	108	5	10	15	64	70	134
43	782	68	66	134	15	13	28	129	106	235	4	7	11	151	120	271
44	391	41	40	81	6	8	14	66	36	102	4	6	10	70	61	131
45	437	38	53	91	7	9	16	59	54	113	4	8	12	56	96	152
	17,415	1,204	2,031	3,235	225	261	486	1,791	2,199	3,990	124	226	350	3,173	4,185	7,358

UTICA

01	126	N/A	21	21	N/A	2	2	N/A	26	26	N/A	2	2	N/A	51	51
02		N/A			N/A			N/A			N/A			N/A		

	294		49	49		12	12		77	77		9	9		101	101
03	254	N/A	48	48	N/A	3	3	N/A	57	57	N/A	7	7	N/A	116	116
	674	N/A	118	118	N/A	17	17	N/A	160	160	N/A	18	18	N/A	268	268
VILLAGE OF GROSSE POINTE SHORES																
03	21	N/A	12	12	N/A	2	2	N/A	4	4	N/A	1	1	N/A	2	2
	21	N/A	12	12	N/A	2	2	N/A	4	4	N/A	1	1	N/A	2	2
WARREN																
01	203	4	17	21	2	4	6	7	23	30	0	4	4	34	87	121
02	161	6	16	22	0	9	9	7	12	19	3	2	5	33	48	81
03	350	1	30	31	3	8	11	20	24	44	3	3	6	67	150	217
04	316	9	39	48	2	6	8	3	27	30	1	5	6	55	120	175
05	249	4	22	26	5	4	9	15	21	36	0	1	1	51	104	155
06	386	11	34	45	2	8	10	25	29	54	0	4	4	77	140	217
07	152	5	16	21	0	1	1	3	15	18	1	5	6	23	71	94
08	151	2	15	17	1	4	5	3	7	10	3	2	5	29	70	99
09	193	7	13	20	1	6	7	6	17	23	1	2	3	37	90	127
10	147	5	17	22	2	2	4	6	12	18	0	2	2	20	72	92
11	2	0	0	0	0	0	0	0	0	0	0	0	0	0	2	2
12	115	3	15	18	1	1	2	5	7	12	0	2	2	14	56	70
13	104	2	12	14	0	1	1	5	13	18	0	1	1	19	42	61
14	393	17	47	64	1	3	4	17	36	53	4	6	10	80	144	224
15	174	7	12	19	0	6	6	4	19	23	1	0	1	21	88	109
16	130	5	12	17	0	1	1	4	8	12	0	0	0	31	55	86
17	270	7	26	33	3	6	9	12	24	36	0	5	5	64	91	155
18	64	1	6	7	0	0	0	2	5	7	0	1	1	14	28	42
19	308	12	32	44	2	8	10	12	33	45	0	3	3	52	104	156
20	417	27	31	58	4	2	6	20	37	57	0	8	8	114	125	239
22	517	22	54	76	0	11	11	27	60	87	2	6	8	93	169	262
23	443	26	41	67	3	7	10	21	36	57	1	6	7	107	130	237
24	174	14	20	34	1	4	5	9	23	32	0	3	3	38	49	87
25	244	6	34	40	2	5	7	17	30	47	1	2	3	49	74	123
26	144	2	7	9	0	2	2	4	15	19	0	3	3	24	69	93
27	547	31	45	76	8	3	11	59	68	127	5	10	15	138	127	265
28	278	20	20	40	3	1	4	23	24	47	7	1	8	70	71	141
29	320	15	31	46	2	8	10	18	28	46	4	6	10	85	88	173
30	242	13	34	47	2	4	6	19	26	45	0	4	4	42	66	108
31	619	9	49	58	2	6	8	66	63	129	6	5	11	174	166	340
32	526	21	53	74	8	10	18	40	54	94	4	13	17	111	150	261
33	627	42	73	115	4	6	10	57	68	125	4	5	9	142	151	293
34	240	5	28	33	2	3	5	12	25	37	3	1	4	46	76	122
35	532	25	34	59	4	6	10	44	27	71	1	11	12	135	163	298
36	298	13	35	48	1	3	4	14	25	39	3	2	5	61	96	157
37	490	40	49	89	4	7	11	41	33	74	2	3	5	119	126	245
38	182	9	27	36	1	2	3	5	26	31	0	2	2	30	49	79
39	98	2	2	4	2	2	4	2	4	6	0	1	1	18	51	69
40	278	12	35	47	2	1	3	18	37	55	0	0	0	69	79	148
41	332	21	30	51	5	7	12	24	22	46	0	7	7	72	100	172
42	294	19	30	49	4	2	6	25	15	40	2	2	4	68	86	154
43	500	23	43	66	1	5	6	47	64	111	2	15	17	104	119	223

44	365	15	32	47	5	3	8	30	21	51	0	4	4	112	95	207
45	365	25	30	55	2	7	9	30	39	69	4	1	5	89	84	173
46	336	13	25	38	2	9	11	33	26	59	2	4	6	82	92	174
47	647	43	69	112	3	4	7	48	59	107	7	12	19	141	150	291
48	219	12	14	26	0	1	1	21	18	39	1	0	1	47	73	120
49	599	39	59	98	8	6	14	55	43	98	6	8	14	154	146	300
50	456	18	43	61	7	6	13	38	50	88	4	3	7	99	130	229
51	705	43	49	92	7	7	14	81	65	146	7	13	20	182	140	322
52	402	25	53	78	3	3	6	30	51	81	1	5	6	82	90	172
53	365	23	42	65	0	9	9	43	33	76	3	4	7	66	90	156
54	537	31	49	80	9	11	20	66	46	112	3	3	6	96	145	241
55	473	23	60	83	4	5	9	24	68	92	0	10	10	82	144	226
56	253	15	33	48	5	0	5	14	21	35	0	0	0	64	67	131
57	446	19	61	80	0	14	14	22	56	78	3	7	10	75	147	222
58	696	41	62	103	9	11	20	58	79	137	6	12	18	146	179	325
	19,074	910	1,867	2,777	154	281	435	1,361	1,817	3,178	111	250	361	4,147	5,714	9,861
WASHINGTON TOWNSHIP																
01	347	12	50	62	3	4	7	27	74	101	5	6	11	32	65	97
02	698	70	81	151	7	8	15	129	92	221	6	12	18	86	79	165
03	626	61	100	161	7	14	21	104	122	226	8	8	16	26	69	95
04	364	20	51	71	1	3	4	41	50	91	4	14	18	39	84	123
05	631	69	86	155	11	9	20	110	119	229	4	4	8	50	63	113
06	700	77	95	172	4	15	19	131	136	267	8	6	14	72	59	131
07	581	45	100	145	14	16	30	88	101	189	3	7	10	38	69	107
08	504	37	69	106	8	6	14	79	75	154	4	12	16	77	64	141
09	543	34	91	125	5	15	20	56	118	174	1	10	11	50	69	119
	4,994	425	723	1,148	60	90	150	765	887	1,652	43	79	122	470	621	1,091
TOTALS																
	133,581	7,547	15,619	23,166	1,441	2,370	3,811	13,142	17,712	30,854	893	1,917	2,810	21,054	31,531	52,585

■ Yellow in the TOTALS column means precinct hasn't reported
N/A indicates AV (Absentee) results are included in Elec Day results



Election Results

U.S. Representative - District 9 One 2-year term

Official results, updated August 21, 9:04 PM

[Race List](#) | [Race Summary](#) | [Race Details](#) | [Race Details \(Printer Friendly\)](#)

POLL BOOK TOTALS	Don Volaric (REP)			Gregory C. Dildilian (REP)			Sander Levin (DEM)			
	AV	Elec Day	TOTAL	AV	Elec Day	TOTAL	AV	Elec Day	TOTAL	
CENTER LINE CITY										
01	346	12	36	48	8	19	27	75	122	197
02	201	14	15	29	8	12	20	51	50	101
03	285	12	23	35	9	12	21	62	117	179
04	206	13	30	43	1	21	22	31	75	106
05	203	4	20	24	8	18	26	49	70	119
	1,241	55	124	179	34	82	116	268	434	702
CLINTON TOWNSHIP										
01	396	58	44	102	24	24	48	82	77	159
02	153	19	28	47	6	6	12	27	37	64
03	232	14	22	36	6	6	12	56	75	131
04	76	9	5	14	5	2	7	22	17	39
05	193	2	6	8	0	6	6	35	118	153
06	352	38	38	76	16	19	35	80	76	156
07	241	25	26	51	11	11	22	58	63	121
08	265	21	46	67	12	16	28	48	54	102
09	187	23	26	49	8	10	18	35	55	90
10	459	64	77	141	21	21	42	72	76	148
11	278	14	37	51	12	18	30	47	88	135
12	169	11	33	44	4	14	18	35	37	72

■ Yellow in the TOTALS column means precinct hasn't reported
 N/A indicates AV (Absentee) results are included in Elec Day results

	189	20	20	40	4	3	7	54	57	111
29	522	60	101	161	30	47	77	90	95	185
30	300	36	34	70	13	19	32	57	78	135
31	280	12	30	42	19	15	34	40	93	133
32	315	53	38	91	20	13	33	61	48	109
33	414	38	50	88	25	35	60	93	84	177
34	110	5	24	29	1	5	6	16	41	57
35	720	90	83	173	54	29	83	192	109	301
36	322	50	43	93	16	13	29	61	66	127
37	572	64	53	117	42	27	69	141	116	257
38	337	30	74	104	12	18	30	44	82	126
39	335	32	39	71	16	13	29	97	57	154
40	507	48	97	145	13	42	55	88	105	193
41	376	33	47	80	17	18	35	98	74	172
42	344	43	33	76	12	19	31	90	78	168
43	219	23	28	51	16	19	35	48	43	91
44	596	99	88	187	28	15	43	39	102	141
45	373	50	76	126	15	16	31	71	79	150
46	567	118	52	170	49	18	67	149	70	219
	15,161	1,740	2,041	3,781	750	811	1,561	3,117	3,241	6,358

EASTPOINTE

01	272	9	35	44	1	21	22	38	120	158
02	446	15	54	69	11	27	38	82	185	267
03	374	12	53	65	7	19	26	62	146	208
04	351	13	33	46	14	21	35	63	143	206
05	329	8	44	52	5	19	24	59	145	204
06	341	12	34	46	6	26	32	52	144	196
07	391	13	23	36	1	13	14	64	223	287
08	338	12	22	34	5	7	12	63	176	239
09	361	10	50	60	7	11	18	68	137	205
10	296	9	40	49	12	13	25	79	97	176
11	518	34	64	98	9	21	30	90	204	294
12	531	33	37	70	20	28	48	95	235	330
	4,548	180	489	669	98	226	324	815	1,955	2,770

FRASER

01	251	10	44	54	5	11	16	62	63	125
02	425	36	80	116	19	38	57	63	100	163
03	557	60	94	154	19	31	50	140	115	255
04	349	33	41	74	15	14	29	57	103	160
05	130	7	18	25	4	3	7	32	34	66
06	452	38	68	106	24	31	55	65	118	183
07	248	28	32	60	14	10	24	43	75	118
	2,412	212	377	589	100	138	238	462	608	1,070

MOUNT CLEMENS

01	246	6	16	22	1	6	7	80	119	199
02	472	18	57	75	9	33	42	66	180	246
03	453	24	63	87	10	28	38	84	142	226
04	237	11	27	38	10	16	26	35	92	127
05	212	14	6	20	5	2	7	101	66	167

22	345	29	57	86	11	18	29	61	100	161
23	470	37	52	89	26	41	67	106	109	215
24	726	88	56	144	37	33	70	189	157	346
	12,084	1,059	1,529	2,588	587	820	1,407	2,399	2,946	5,345

STERLING HEIGHTS

01	324	32	41	73	12	22	34	59	101	160
02	449	27	71	98	29	36	65	73	118	191
03	500	57	66	123	20	24	44	123	108	231
04	571	54	69	123	21	44	65	108	164	272
05	584	64	74	138	35	36	71	118	149	267
06	296	30	57	87	19	32	51	41	70	111
07	457	54	66	120	24	33	57	81	101	182
08	361	44	63	107	26	33	59	57	61	118
09	239	33	29	62	16	14	30	43	63	106
10	515	57	45	102	39	47	86	114	103	217
11	327	28	48	76	20	24	44	67	74	141
12	592	63	62	125	51	38	89	147	130	277
13	301	43	37	80	14	14	28	55	73	128
14	242	20	25	45	7	19	26	50	71	121
15	335	32	35	67	22	22	44	66	68	134
16	305	22	37	59	18	29	47	57	77	134
17	342	35	39	74	23	29	52	71	65	136
18	510	50	72	122	37	38	75	85	134	219
19	479	41	59	100	33	48	81	96	124	220
20	465	27	66	93	28	50	78	106	110	216
21	261	28	44	72	11	28	39	31	76	107
22	321	31	44	75	22	32	54	40	69	109
23	364	46	59	105	16	28	44	50	86	136
24	261	24	40	64	11	43	54	32	61	93
25	586	45	66	111	37	54	91	115	142	257
26	544	47	83	130	23	65	88	65	138	203
27	428	28	84	112	20	40	60	64	107	171
28	382	32	45	77	20	27	47	47	110	157
31	218	16	31	47	12	6	18	37	76	113
32	101	3	9	12	4	15	19	28	25	53
33	373	48	45	93	21	34	55	57	80	137
	12,033	1,161	1,611	2,772	691	1,004	1,695	2,183	2,934	5,117

VILLAGE OF GROSSE POINTE SHORES

03	21	N/A	3	3	N/A	11	11	N/A	2	2
	21	N/A	3	3	N/A	11	11	N/A	2	2

WARREN

01	203	7	21	28	6	21	27	36	83	119
02	161	14	22	36	2	15	17	35	47	82
03	350	15	31	46	5	24	29	67	150	217
04	316	9	44	53	6	26	32	54	119	173
05	249	15	25	40	5	17	22	50	100	150
06	386	26	45	71	6	18	24	75	130	205
07	152	6	19	25	2	15	17	23	70	93
08	151	4	15	19	2	8	10	26	66	92

09	193	10	22	32	5	10	15	37	88	125
10	147	6	18	24	1	12	13	20	64	84
11	2	0	0	0	0	0	0	0	2	2
12	115	6	16	22	2	6	8	14	55	69
13	104	5	11	16	1	13	14	18	39	57
14	393	30	58	88	6	26	32	75	135	210
15	174	10	20	30	2	11	13	20	89	109
16	130	5	16	21	2	6	8	29	53	82
17	270	15	33	48	6	23	29	61	85	146
18	64	1	7	8	2	4	6	14	26	40
19	308	10	41	51	9	23	32	49	97	146
20	417	26	41	67	19	23	42	113	124	237
22	517	39	68	107	3	44	47	91	161	252
23	443	30	52	82	11	21	32	105	126	231
24	174	16	28	44	2	18	20	34	47	81
25	244	21	51	72	5	18	23	51	71	122
26	144	5	17	22	0	9	9	23	70	93
27	547	69	80	149	21	27	48	133	123	256
28	278	28	23	51	13	14	27	68	67	135
29	320	18	38	56	12	20	32	84	82	166
30	242	28	40	68	3	17	20	42	63	105
31	619	55	76	131	14	26	40	165	156	321
32	526	36	71	107	27	43	70	109	139	248
33	627	53	87	140	33	36	69	135	148	283
34	240	15	28	43	6	19	25	47	75	122
35	532	42	49	91	18	19	37	138	153	291
36	298	24	31	55	2	14	16	57	97	154
37	490	54	49	103	24	26	50	116	121	237
38	182	9	26	35	3	24	27	29	47	76
39	98	3	5	8	3	4	7	17	51	68
40	278	19	37	56	10	18	28	65	72	137
41	332	32	40	72	10	16	26	71	98	169
42	294	28	26	54	14	15	29	68	86	154
43	500	51	79	130	11	27	38	99	113	212
44	365	25	41	66	14	13	27	104	91	195
45	365	37	47	84	16	20	36	86	80	166
46	336	28	30	58	16	13	29	82	86	168
47	647	49	68	117	37	50	87	137	152	289
48	219	14	15	29	15	12	27	45	74	119
49	599	63	80	143	28	21	49	147	136	283
50	456	37	54	91	18	35	53	94	130	224
51	705	75	76	151	36	44	80	169	133	302
52	402	37	73	110	12	31	43	79	85	164
53	365	43	43	86	11	25	36	64	85	149
54	537	63	63	126	24	26	50	89	140	229
55	473	35	83	118	11	37	48	76	134	210
56	253	24	23	47	8	20	28	59	65	124
57	446	26	80	106	9	35	44	75	141	216

58	696	66	96	162	29	50	79	149	168	317
	19,074	1,517	2,378	3,895	618	1,208	1,826	4,018	5,488	9,506
TOTALS										
	74,259	6,375	9,427	15,802	3,110	4,789	7,899	15,118	20,010	35,128

■ Yellow in the TOTALS column means precinct hasn't reported
N/A indicates AV (Absentee) results are included in Elec Day results



Election Results

U.S. Representative - District 10 One 2-year term

Official results, updated August 21, 9:04 PM

[Race List](#) | [Race Summary](#) | [Race Details](#) | [Race Details \(Printer Friendly\)](#)

POLL BOOK TOTALS	Candice S. Miller (REP)			Chuck Stadler (DEM)			Jerome George Quinn (DEM)			
	AV	Elec Day	TOTAL	AV	Elec Day	TOTAL	AV	Elec Day	TOTAL	
ARMADA TOWNSHIP										
01	720	171	242	413	26	34	60	10	12	22
02	461	75	206	281	14	14	28	7	16	23
	1,181	246	448	694	40	48	88	17	28	45
BRUCE TOWNSHIP										
01	462	104	166	270	14	30	44	10	17	27
02	824	208	364	572	11	38	49	6	15	21
03	460	128	166	294	13	18	31	5	7	12
04	540	110	238	348	8	28	36	6	19	25
	2,286	550	934	1,484	46	114	160	27	58	85
CHESTERFIELD TOWNSHIP										
01	465	N/A	194	194	N/A	101	101	N/A	57	57
02	396	N/A	186	186	N/A	71	71	N/A	55	55
03	481	N/A	200	200	N/A	109	109	N/A	56	56
04	127	N/A	58	58	N/A	26	26	N/A	11	11
05	465	N/A	189	189	N/A	98	98	N/A	59	59
06	378	N/A	151	151	N/A	81	81	N/A	50	50
07	493	N/A	219	219	N/A	109	109	N/A	45	45
08	414	N/A	168	168	N/A	75	75	N/A	56	56
09	322	N/A	133	133	N/A	72	72	N/A	38	38

 Yellow in the TOTALS column means precinct hasn't reported
 N/A indicates AV (Absentee) results are included in Elec Day results



Election Results

U.S. Representative - District 10 One 2-year term

Official results, updated August 21, 9:04 PM

[Race List](#) | [Race Summary](#) | [Race Details](#) | [Race Details \(Printer Friendly\)](#)

POLL BOOK TOTALS	Candice S. Miller (REP)				Chuck Stadler (DEM)			Jerome George Quinn (DEM)		
	AV	Elec Day	TOTAL	AV	Elec Day	TOTAL	AV	Elec Day	TOTAL	
ARMADA TOWNSHIP										
01	720	171	242	413	26	34	60	10	12	22
02	461	75	206	281	14	14	28	7	16	23
	1,181	246	448	694	40	48	88	17	28	45
BRUCE TOWNSHIP										
01	462	104	166	270	14	30	44	10	17	27
02	824	208	364	572	11	38	49	6	15	21
03	460	128	166	294	13	18	31	5	7	12
04	540	110	238	348	8	28	36	6	19	25
	2,286	550	934	1,484	46	114	160	27	58	85
CHESTERFIELD TOWNSHIP										
01	465	N/A	194	194	N/A	101	101	N/A	57	57
02	396	N/A	186	186	N/A	71	71	N/A	55	55
03	481	N/A	200	200	N/A	109	109	N/A	56	56
04	127	N/A	58	58	N/A	26	26	N/A	11	11
05	465	N/A	189	189	N/A	98	98	N/A	59	59
06	378	N/A	151	151	N/A	81	81	N/A	50	50
07	493	N/A	219	219	N/A	109	109	N/A	45	45
08	414	N/A	168	168	N/A	75	75	N/A	56	56
09	322	N/A	133	133	N/A	72	72	N/A	38	38
10	662	N/A	355	355	N/A	100	100	N/A	55	55
11	250	N/A	105	105	N/A	52	52	N/A	31	31
12	226	N/A	99	99	N/A	45	45	N/A	30	30
13	375	N/A	164	164	N/A	84	84	N/A	47	47
14	221	N/A	98	98	N/A	21	21	N/A	34	34
15	56	N/A	17	17	N/A	17	17	N/A	14	14
16	201	N/A	83	83	N/A	37	37	N/A	32	32
17	128	N/A	52	52	N/A	24	24	N/A	18	18
18	264	N/A	102	102	N/A	67	67	N/A	47	47
19	234	N/A	113	113	N/A	50	50	N/A	30	30
20	331	N/A	144	144	N/A	66	66	N/A	42	42
	6,489	N/A	2,830	2,830	N/A	1,305	1,305	N/A	807	807
HARRISON TOWNSHIP										
01	452	117	122	239	23	39	62	17	38	55
02	470	85	116	201	43	51	94	14	40	54
03	338	67	124	191	20	17	37	12	21	33

04	666	153	233	386	27	54	81	15	33	48
05	668	166	261	427	26	39	65	16	22	38
06	565	104	228	332	30	45	75	19	28	47
07	683	169	206	375	35	48	83	26	35	61
08	324	57	72	129	26	33	59	19	37	56
09	513	178	146	324	26	24	50	17	19	36
10	392	70	150	220	18	40	58	12	20	32
	5,071	1,166	1,658	2,824	274	390	664	167	293	460

LENOX TOWNSHIP

01	469	45	62	107	38	79	117	21	22	43
02	444	30	61	91	51	63	114	22	60	82
03	509	14	92	106	36	143	179	30	68	98
04	167	3	44	47	4	32	36	3	34	37
	1,589	92	259	351	129	317	446	76	184	260

MACOMB TOWNSHIP

01	323	71	99	170	32	21	53	9	12	21
02	448	109	116	225	27	40	67	21	19	40
03	292	47	121	168	16	18	34	12	14	26
04	432	69	132	201	27	42	69	28	34	62
05	443	99	151	250	32	33	65	21	21	42
06	408	118	89	207	39	20	59	36	16	52
07	370	79	93	172	20	31	51	19	26	45
08	316	97	67	164	14	24	38	16	16	32
09	291	85	95	180	16	27	43	3	10	13
10	210	29	49	78	27	18	45	7	19	26
11	418	74	124	198	24	53	77	12	25	37
12	396	111	101	212	24	19	43	33	25	58
13	370	70	135	205	13	31	44	6	28	34
14	424	86	136	222	26	31	57	16	17	33
15	498	183	101	284	53	27	80	22	12	34
16	526	90	186	276	9	39	48	20	31	51
17	343	72	115	187	24	27	51	7	23	30
18	227	52	42	94	27	19	46	20	18	38
19	112	16	25	41	9	14	23	9	12	21
20	332	80	100	180	20	36	56	14	18	32
21	454	123	103	226	55	29	84	31	16	47
22	507	157	116	273	41	21	62	33	17	50
23	592	247	98	345	52	37	89	10	8	18
24	671	212	201	413	38	31	69	37	29	66
25	191	48	75	123	9	11	20	0	7	7
26	222	44	73	117	18	16	34	11	11	22
27	214	52	64	116	15	16	31	3	5	8
28	227	42	71	113	7	21	28	14	18	32
29	266	43	94	137	11	38	49	11	18	29
30	351	69	127	196	26	21	47	21	10	31
31	232	65	61	126	20	11	31	10	8	18
32	288	33	104	137	7	29	36	14	22	36
33	295	72	79	151	32	20	52	22	10	32

34	273	60	85	145	15	13	28	11	15	26
35	224	38	73	111	15	31	46	4	18	22
	12,186	2,942	3,501	6,443	840	915	1,755	563	608	1,171
MEMPHIS										
01	103	N/A	67	67	N/A	14	14	N/A	6	6
	103	N/A	67	67	N/A	14	14	N/A	6	6
NEW BALTIMORE										
01	267	34	65	99	24	45	69	11	28	39
02	290	52	98	150	19	26	45	15	20	35
03	481	60	145	205	39	70	109	21	41	62
04	391	77	110	187	23	43	66	22	32	54
05	405	45	133	178	21	56	77	15	29	44
	1,834	268	551	819	126	240	366	84	150	234
RAY TOWNSHIP										
01	446	92	201	293	8	17	25	3	5	8
02	618	120	275	395	10	23	33	11	17	28
	1,064	212	476	688	18	40	58	14	22	36
RICHMOND TOWNSHIP										
01	287	N/A	184	184	N/A	32	32	N/A	23	23
02	293	N/A	156	156	N/A	43	43	N/A	28	28
	580	N/A	340	340	N/A	75	75	N/A	51	51
RICHMOND CITY										
01	575	109	128	237	60	59	119	33	41	74
02	372	74	99	173	25	51	76	15	23	38
	947	183	227	410	85	110	195	48	64	112
SHELBY TOWNSHIP										
01	770	158	320	478	15	33	48	7	14	21
02	626	144	255	399	17	43	60	8	18	26
03	275	52	113	165	5	21	26	10	12	22
04	489	106	175	281	18	27	45	6	12	18
05	707	179	255	434	21	29	50	26	33	59
06	229	14	98	112	5	21	26	3	15	18
07	766	196	286	482	15	38	53	14	17	31
08	371	90	147	237	9	21	30	5	16	21
09	215	24	81	105	10	13	23	6	24	30
10	390	73	140	213	15	30	45	10	19	29
11	389	69	133	202	14	28	42	9	19	28
12	546	150	209	359	12	27	39	4	9	13
13	372	89	136	225	2	19	21	12	10	22
14	534	91	235	326	15	29	44	4	18	22
15	355	71	147	218	12	17	29	3	14	17
16	792	228	316	544	17	29	46	9	11	20
17	648	131	276	407	8	30	38	9	43	52
18	374	95	124	219	19	32	51	12	17	29
19	420	112	172	284	8	20	28	7	9	16
20	297	46	91	137	17	25	42	8	17	25
21	137	20	39	59	5	22	27	8	12	20
22	860	250	335	585	21	34	55	8	19	27
23	781	210	328	538	6	27	33	9	20	29

24	943	286	355	641	22	29	51	10	14	24
25	595	182	190	372	13	21	34	15	20	35
26	502	161	89	250	46	33	79	25	21	46
27	477	103	148	251	24	29	53	18	36	54
28	801	259	151	410	65	49	114	26	21	47
29	281	26	129	155	3	22	25	11	18	29
	14,942	3,615	5,473	9,088	459	798	1,257	302	528	830

STERLING HEIGHTS

29	368	63	94	157	30	55	85	16	26	42
30	207	29	58	87	21	21	42	13	9	22
34	437	56	147	203	25	47	72	19	30	49
35	185	14	65	79	15	27	42	7	18	25
36	516	110	117	227	54	51	105	41	26	67
37	373	57	89	146	32	54	86	17	24	41
38	495	111	90	201	52	56	108	27	50	77
39	328	42	99	141	36	47	83	10	23	33
40	168	15	49	64	21	25	46	11	10	21
41	277	38	91	129	28	34	62	9	17	26
42	418	90	122	212	33	31	64	17	26	43
43	782	198	165	363	65	53	118	41	42	83
44	391	106	80	186	30	21	51	21	24	45
45	437	108	105	213	31	46	77	10	29	39
	5,382	1,037	1,371	2,408	473	568	1,041	259	354	613

UTICA

01	126	N/A	48	48	N/A	31	31	N/A	14	14
02	294	N/A	146	146	N/A	62	62	N/A	27	27
03	254	N/A	107	107	N/A	55	55	N/A	42	42
	674	N/A	301	301	N/A	148	148	N/A	83	83

WASHINGTON TOWNSHIP

01	347	50	131	181	9	16	25	13	22	35
02	698	207	182	389	52	40	92	20	32	52
03	626	174	232	406	7	29	36	10	27	37
04	364	69	111	180	20	49	69	12	28	40
05	631	192	213	405	18	28	46	15	12	27
06	700	222	235	457	35	27	62	14	19	33
07	581	146	214	360	11	26	37	17	24	41
08	504	133	163	296	35	29	64	26	18	44
09	543	100	208	308	21	27	48	16	27	43
	4,994	1,293	1,689	2,982	208	271	479	143	209	352

TOTALS

	59,322	11,604	20,125	31,729	2,698	5,353	8,051	1,700	3,445	5,145
--	--------	--------	--------	--------	-------	-------	-------	-------	-------	-------

■ Yellow in the TOTALS column means precinct hasn't reported
 N/A indicates AV (Absentee) results are included in Elec Day results



Election Results

State Representative - District 18 One 2-year term

Official results, updated August 21, 9:04 PM

[Race List](#) | [Race Summary](#) | [Race Details](#) | [Race Details \(Printer Friendly\)](#)

POLL BOOK TOTALS	Candice B. Rusie (REP)			John M. Maynard (DEM)			Patrick Biange (DEM)			Phillip A. DiMaria (DEM)			Sarah Roberts (DEM)		
	AV	Elec Day	TOTAL	AV	Elec Day	TOTAL	AV	Elec Day	TOTAL	AV	Elec Day	TOTAL	AV	Elec Day	TOTAL

EASTPOINTE

01	272	9	47	56	2	13	15	1	3	4	20	41	61	15	76	91
02	446	28	71	99	2	9	11	1	5	6	46	49	95	44	128	172
03	374	14	62	76	3	15	18	1	2	3	22	35	57	43	121	164
04	351	27	48	75	2	7	9	1	2	3	25	41	66	40	98	138
05	329	13	62	75	1	12	13	1	4	5	29	64	93	33	69	102
06	341	17	56	73	1	12	13	1	2	3	19	42	61	38	102	140
07	391	10	27	37	4	30	34	1	3	4	14	45	59	46	151	197
08	338	16	22	38	1	16	17	1	7	8	25	36	61	44	126	170
09	361	10	55	65	2	10	12	2	6	8	28	37	65	49	100	149
10	296	19	44	63	4	3	7	2	5	7	41	37	78	39	63	102
11	518	36	69	105	9	19	28	3	8	11	32	48	80	61	137	198
12	531	42	59	101	8	20	28	1	7	8	32	50	82	69	166	235
	4,548	241	622	863	39	166	205	16	54	70	333	525	858	521	1,337	1,858

ST. CLAIR SHORES

01	898	190	165	355	18	11	29	4	8	12	19	11	30	134	139	273
02	468	69	84	153	7	6	13	5	5	10	7	15	22	66	123	189
03	497	75	86	161	9	11	20	4	7	11	6	14	20	71	105	176
04	340	54	77	131	14	15	29	2	2	4	2	9	11	58	48	106
05	520	50	111	161	1	12	13	0	8	8	9	21	30	66	150	216

■ Yellow in the TOTALS column means precinct hasn't reported
N/A indicates AV (Absentee) results are included in Elec Day results

	382	50	62	112	6	5	11	2	2	4	3	5	8	81	89	170
22	345	38	73	111	4	8	12	2	3	5	4	12	16	54	80	134
23	470	55	88	143	13	9	22	1	2	3	7	5	12	90	109	199
24	726	121	89	210	14	12	26	4	5	9	13	11	24	178	142	320
	12,084	1,704	2,289	3,993	208	237	445	70	127	197	249	233	482	2,070	2,600	4,670
VILLAGE OF GROSSE POINTE SHORES																
03	21	N/A	11	11	N/A	0	0	N/A	0	0	N/A	0	0	N/A	2	2
	21	N/A	11	11	N/A	0	0	N/A	0	0	N/A	0	0	N/A	2	2
TOTALS																
	16,653	1,945	2,922	4,867	247	403	650	86	181	267	582	758	1,340	2,591	3,939	6,530

■ Yellow in the TOTALS column means precinct hasn't reported
 N/A indicates AV (Absentee) results are included in Elec Day results



Election Results

State Representative - District 22 One 2-year term

Official results, updated August 21, 9:04 PM

[Race List](#) | [Race Summary](#) | [Race Details](#) | [Race Details \(Printer Friendly\)](#)

POLL BOOK TOTALS	Art Blundell (REP)			Harold L. Haugh (DEM)			
	AV	Elec Day	TOTAL	AV	Elec Day	TOTAL	
ROSEVILLE							
01	144	8	26	34	33	51	84
02	206	21	35	56	52	49	101
03	296	25	43	68	91	89	180
04	238	28	50	78	59	66	125
05	342	36	61	97	82	104	186
06	247	7	53	60	62	77	139
07	161	11	37	48	29	57	86
08	280	9	53	62	77	94	171
09	293	31	47	78	74	76	150
10	148	16	24	40	36	46	82
11	173	23	24	47	56	41	97
12	197	21	32	53	50	53	103
13	172	12	16	28	41	61	102
14	292	31	43	74	80	74	154
15	432	47	53	100	120	111	231
16	465	27	78	105	122	143	265
17	191	9	32	41	54	62	116
18	322	39	54	93	70	94	164
19	205	9	43	52	32	64	96

■ Yellow in the TOTALS column means precinct hasn't reported
 N/A indicates AV (Absentee) results are included in Elec Day results



Election Results

State Representative - District 22 One 2-year term

Official results, updated August 21, 9:04 PM

[Race List](#) | [Race Summary](#) | [Race Details](#) | [Race Details \(Printer Friendly\)](#)

	POLL BOOK TOTALS	Art Blundell (REP)			Harold L. Haugh (DEM)		
		AV	Elec Day	TOTAL	AV	Elec Day	TOTAL
ROSEVILLE							
01	144	8	26	34	33	51	84
02	206	21	35	56	52	49	101
03	296	25	43	68	91	89	180
04	238	28	50	78	59	66	125
05	342	36	61	97	82	104	186
06	247	7	53	60	62	77	139
07	161	11	37	48	29	57	86
08	280	9	53	62	77	94	171
09	293	31	47	78	74	76	150
10	148	16	24	40	36	46	82
11	173	23	24	47	56	41	97
12	197	21	32	53	50	53	103
13	172	12	16	28	41	61	102
14	292	31	43	74	80	74	154
15	432	47	53	100	120	111	231
16	465	27	78	105	122	143	265
17	191	9	32	41	54	62	116
18	322	39	54	93	70	94	164
19	205	9	43	52	32	64	96
20	242	29	42	71	59	53	112
21	262	25	51	76	56	71	127
	5,308	464	897	1,361	1,335	1,536	2,871
WARREN							
10	147	9	22	31	21	63	84
13	104	3	21	24	14	34	48
14	393	32	67	99	68	127	195
15	174	12	28	40	21	81	102
16	130	7	21	28	26	44	70
17	270	21	44	65	60	88	148
23	443	42	64	106	98	119	217
24	174	15	38	53	32	38	70
25	244	21	55	76	46	62	108
26	144	5	19	24	22	63	85
27	547	78	96	174	125	107	232
30							

	242	28	47	75	35	50	85
31	619	66	96	162	137	131	268
33	627	91	103	194	128	129	257
50	456	58	71	129	88	112	200
58	696	90	133	223	133	154	287
	5,410	578	925	1,503	1,054	1,402	2,456
TOTALS							
	10,718	1,042	1,822	2,864	2,389	2,938	5,327

■ Yellow in the TOTALS column means precinct hasn't reported
N/A indicates AV (Absentee) results are included in Elec Day results



Election Results

State Representative - District 24 One 2-year term

Official results, updated August 21, 9:04 PM

[Race List](#) | [Race Summary](#) | [Race Details](#) | [Race Details \(Printer Friendly\)](#)

POLL BOOK TOTALS	Anthony G. Forlini (REP)			Carey Torrice (DEM)			Philip Kurczewski (DEM)			
	AV	Elec Day	TOTAL	AV	Elec Day	TOTAL	AV	Elec Day	TOTAL	
CLINTON TOWNSHIP										
01	396	84	58	142	35	22	57	53	55	108
04	76	14	7	21	6	6	12	20	9	29
10	459	89	87	176	27	27	54	55	47	102
27	396	90	80	170	29	25	54	48	48	96
28	189	25	20	45	31	26	57	23	30	53
29	522	91	138	229	30	43	73	63	54	117
34	110	7	25	32	5	22	27	9	21	30
36	322	70	51	121	28	35	63	35	32	67
37	572	110	72	182	51	49	100	104	67	171
38	337	40	86	126	6	28	34	41	49	90
39	335	54	47	101	37	19	56	62	42	104
40	507	59	129	188	43	49	92	42	54	96
41	376	46	59	105	46	21	67	55	65	120
42	344	55	51	106	43	45	88	46	28	74
44	596	128	88	216	14	29	43	28	78	106
45	373	65	84	149	29	21	50	51	57	108
46	567	159	64	223	52	29	81	99	41	140
	6,477	1,186	1,146	2,332	512	496	1,008	834	777	1,611
HARRISON TOWNSHIP										

■ Yellow in the TOTALS column means precinct hasn't reported
N/A indicates AV (Absentee) results are included in Elec Day results



Election Results

State Representative - District 24 One 2-year term

Official results, updated August 21, 9:04 PM

[Race List](#) | [Race Summary](#) | [Race Details](#) | [Race Details \(Printer Friendly\)](#)

POLL BOOK TOTALS	Anthony G. Forlini (REP)			Carey Torrice (DEM)			Philip Kurczewski (DEM)		
	AV	Elec Day	TOTAL	AV	Elec Day	TOTAL	AV	Elec Day	TOTAL

CLINTON TOWNSHIP										
01	396	84	58	142	35	22	57	53	55	108
04	76	14	7	21	6	6	12	20	9	29
10	459	89	87	176	27	27	54	55	47	102
27	396	90	80	170	29	25	54	48	48	96
28	189	25	20	45	31	26	57	23	30	53
29	522	91	138	229	30	43	73	63	54	117
34	110	7	25	32	5	22	27	9	21	30
36	322	70	51	121	28	35	63	35	32	67
37	572	110	72	182	51	49	100	104	67	171
38	337	40	86	126	6	28	34	41	49	90
39	335	54	47	101	37	19	56	62	42	104
40	507	59	129	188	43	49	92	42	54	96
41	376	46	59	105	46	21	67	55	65	120
42	344	55	51	106	43	45	88	46	28	74
44	596	128	88	216	14	29	43	28	78	106
45	373	65	84	149	29	21	50	51	57	108
46	567	159	64	223	52	29	81	99	41	140
	6,477	1,186	1,146	2,332	512	496	1,008	834	777	1,611
HARRISON TOWNSHIP										
01	452	112	119	231	11	50	61	33	35	68
02	470	85	109	194	24	50	74	37	46	83
03	338	62	112	174	16	18	34	23	24	47
04	666	146	232	378	15	37	52	35	62	97
05	668	147	242	389	21	37	58	30	31	61
06	565	96	216	312	18	36	54	39	42	81
07	683	144	192	336	30	48	78	42	49	91
08	324	55	64	119	29	35	64	23	39	62
09	513	164	135	299	17	21	38	34	28	62
10	392	65	132	197	10	26	36	25	42	67
	5,071	1,076	1,553	2,629	191	358	549	321	398	719
MACOMB TOWNSHIP										
03	292	45	115	160	6	16	22	24	16	40
04	432	59	116	175	21	26	47	40	68	108
06	408	104	74	178	35	15	50	52	30	82
07	370	68	76	144	10	22	32	36	40	76

12	396	97	98	195	13	16	29	46	36	82
14	424	72	117	189	22	20	42	27	33	60
19	112	16	22	38	5	14	19	16	14	30
20	332	71	88	159	17	21	38	21	36	57
30	351	59	116	175	21	15	36	36	18	54
33	295	61	70	131	22	14	36	41	20	61
	3,412	652	892	1,544	172	179	351	339	311	650
TOTALS										
	14,960	2,914	3,591	6,505	875	1,033	1,908	1,494	1,486	2,980

■ Yellow in the TOTALS column means precinct hasn't reported
N/A indicates AV (Absentee) results are included in Elec Day results



Election Results

State Representative - District 25 One 2-year term

Official results, updated August 21, 9:04 PM

[Race List](#) | [Race Summary](#) | [Race Details](#) | [Race Details \(Printer Friendly\)](#)

POLL BOOK TOTALS	Ray Gralewski (REP)			Sean Clark (REP)			Henry Yanez (DEM)			
	AV	Elec Day	TOTAL	AV	Elec Day	TOTAL	AV	Elec Day	TOTAL	
STERLING HEIGHTS										
03	500	21	34	55	66	64	130	118	101	219
04	571	17	35	52	67	88	155	94	152	246
05	584	24	37	61	91	80	171	108	130	238
06	296	19	19	38	38	78	116	37	67	104
09	239	17	13	30	41	30	71	40	54	94
10	515	38	24	62	68	84	152	110	106	216
11	327	16	29	45	37	50	87	59	70	129
12	592	40	34	74	90	76	166	142	116	258
18	510	23	37	60	73	77	150	71	127	198
19	479	18	27	45	61	79	140	86	114	200
20	465	16	45	61	41	75	116	85	91	176
21	261	13	24	37	29	47	76	30	69	99
25	586	26	40	66	66	88	154	102	122	224
26	544	29	54	83	50	108	158	59	126	185
27	428	9	47	56	46	85	131	57	94	151
28	382	22	25	47	37	54	91	44	95	139
29	368	18	44	62	48	40	88	47	88	135
30	207	6	13	19	25	38	63	34	37	71
31	218	10	14	24	21	32	53	35	72	107

■ Yellow in the TOTALS column means precinct hasn't reported
N/A indicates AV (Absentee) results are included in Elec Day results

	365	19	15	34	49	63	112	58	81	139
	3,562	161	172	333	403	506	909	681	722	1,403
TOTALS										
	13,932	655	950	1,605	1,690	2,117	3,807	2,425	3,005	5,430

■ Yellow in the TOTALS column means precinct hasn't reported
N/A indicates AV (Absentee) results are included in Elec Day results



Election Results

State Representative - District 28 One 2-year term

Official results, updated August 21, 9:04 PM

[Race List](#) | [Race Summary](#) | [Race Details](#) | [Race Details \(Printer Friendly\)](#)

POLL BOOK TOTALS	Steven Klusek (REP)			Jon M. Switalski (DEM)			Lesia Liss (DEM)			
	AV	Elec Day	TOTAL	AV	Elec Day	TOTAL	AV	Elec Day	TOTAL	
CENTER LINE CITY										
01	346	16	48	64	53	105	158	33	40	73
02	201	22	24	46	38	35	73	21	27	48
03	285	17	33	50	51	56	107	17	74	91
04	206	13	44	57	15	50	65	21	39	60
05	203	11	30	41	33	35	68	24	45	69
	1,241	79	179	258	190	281	471	116	225	341
WARREN										
01	203	12	35	47	17	42	59	18	49	67
02	161	16	36	52	23	28	51	14	26	40
03	350	17	47	64	49	93	142	21	69	90
04	316	15	68	83	34	66	100	24	61	85
05	249	18	42	60	37	59	96	16	43	59
06	386	29	61	90	61	86	147	24	69	93
07	152	8	31	39	17	43	60	9	30	39
08	151	4	19	23	15	29	44	14	41	55
09	193	13	31	44	26	46	72	8	43	51
11	2	0	0	0	0	2	2	0	0	0
12	115	8	23	31	7	29	36	9	29	38
18	64	3	9	12	8	15	23	6	11	17

■ Yellow in the TOTALS column means precinct hasn't reported
N/A indicates AV (Absentee) results are included in Elec Day results

	647	78	104	182	139	128	267	23	49	72
48	219	30	27	57	46	56	102	7	20	27
54	537	83	85	168	86	126	212	18	35	53
55	473	47	105	152	76	111	187	15	38	53
56	253	32	39	71	63	56	119	9	18	27
57	446	35	101	136	67	118	185	12	32	44
	10,102	987	1,709	2,696	1,653	2,158	3,811	627	1,298	1,925
TOTALS										
	11,343	1,066	1,888	2,954	1,843	2,439	4,282	743	1,523	2,266

■ Yellow in the TOTALS column means precinct hasn't reported
N/A indicates AV (Absentee) results are included in Elec Day results



Election Results

State Representative - District 30 One 2-year term

Official results, updated August 21, 9:04 PM

[Race List](#) | [Race Summary](#) | [Race Details](#) | [Race Details \(Printer Friendly\)](#)

POLL BOOK TOTALS	Jeff Farrington (REP)			M. Shallal (REP)			Joseph Bogdan (DEM)			Nick Najjar (DEM)		
	AV	Elec Day	TOTAL	AV	Elec Day	TOTAL	AV	Elec Day	TOTAL	AV	Elec Day	TOTAL

SHELBY TOWNSHIP

02	626	122	212	334	13	33	46	23	41	64	1	19	20
04	489	86	145	231	8	18	26	17	19	36	7	19	26
05	707	146	190	336	18	49	67	36	35	71	13	33	46
10	390	69	106	175	4	28	32	16	26	42	11	22	33
25	595	151	139	290	25	38	63	20	32	52	12	15	27
27	477	77	99	176	16	29	45	31	43	74	9	27	36
28	801	216	127	343	34	20	54	74	50	124	19	22	41
29	281	20	86	106	2	18	20	12	28	40	2	15	17
	4,366	887	1,104	1,991	120	233	353	229	274	503	74	172	246

STERLING HEIGHTS

01	324	48	60	108	3	5	8	42	67	109	13	33	46
02	449	52	100	152	17	15	32	56	69	125	17	49	66
07	457	81	99	180	6	6	12	57	62	119	21	41	62
08	361	66	86	152	10	16	26	37	31	68	15	32	47
13	301	56	52	108	9	8	17	40	36	76	14	34	48
14	242	26	42	68	3	7	10	26	38	64	19	40	59
15	335	49	69	118	13	4	17	51	36	87	15	43	58
16	305	51	72	123	0	5	5	27	43	70	29	44	73
17	342	65	82	147	6	6	12	42	34	76	26	31	57

■ Yellow in the TOTALS column means precinct hasn't reported
 N/A indicates AV (Absentee) results are included in Elec Day results



Election Results

State Representative - District 30 One 2-year term

Official results, updated August 21, 9:04 PM

[Race List](#) | [Race Summary](#) | [Race Details](#) | [Race Details \(Printer Friendly\)](#)

POLL BOOK TOTALS	Jeff Farrington (REP)			M. Shallal (REP)			Joseph Bogdan (DEM)			Nick Najjar (DEM)		
	AV	Elec Day	TOTAL	AV	Elec Day	TOTAL	AV	Elec Day	TOTAL	AV	Elec Day	TOTAL

SHELBY TOWNSHIP

02	626	122	212	334	13	33	46	23	41	64	1	19	20
04	489	86	145	231	8	18	26	17	19	36	7	19	26
05	707	146	190	336	18	49	67	36	35	71	13	33	46
10	390	69	106	175	4	28	32	16	26	42	11	22	33
25	595	151	139	290	25	38	63	20	32	52	12	15	27
27	477	77	99	176	16	29	45	31	43	74	9	27	36
28	801	216	127	343	34	20	54	74	50	124	19	22	41
29	281	20	86	106	2	18	20	12	28	40	2	15	17
	4,366	887	1,104	1,991	120	233	353	229	274	503	74	172	246

STERLING HEIGHTS

01	324	48	60	108	3	5	8	42	67	109	13	33	46
02	449	52	100	152	17	15	32	56	69	125	17	49	66
07	457	81	99	180	6	6	12	57	62	119	21	41	62
08	361	66	86	152	10	16	26	37	31	68	15	32	47
13	301	56	52	108	9	8	17	40	36	76	14	34	48
14	242	26	42	68	3	7	10	26	38	64	19	40	59
15	335	49	69	118	13	4	17	51	36	87	15	43	58
16	305	51	72	123	0	5	5	27	43	70	29	44	73
17	342	65	82	147	6	6	12	42	34	76	26	31	57
22	321	57	84	141	6	14	20	34	32	66	11	46	57
23	364	64	98	162	5	13	18	38	51	89	14	45	59
24	261	38	79	117	1	20	21	20	34	54	10	28	38
32	101	8	23	31	0	3	3	17	14	31	7	9	16
33	373	76	92	168	8	13	21	31	34	65	30	45	75
34	437	56	137	193	4	22	26	34	45	79	12	44	56
35	185	12	66	78	3	7	10	17	21	38	6	26	32
41	277	32	86	118	4	6	10	24	47	71	12	12	24
43	782	173	161	334	24	21	45	74	49	123	60	63	123
44	391	98	65	163	15	22	37	46	28	74	15	42	57
45	437	99	89	188	8	29	37	29	32	61	21	66	87
	7,045	1,207	1,642	2,849	145	242	387	742	803	1,545	367	773	1,140

UTICA

01	126	N/A	41	41	N/A	7	7	N/A	25	25	N/A	21	21
02	294	N/A	136	136	N/A	15	15	N/A	59	59	N/A	35	35
03	254	N/A	92	92	N/A	13	13	N/A	70	70	N/A	33	33

	674	N/A	269	269	N/A	35	35	N/A	154	154	N/A	89	89
TOTALS													
	12,085	2,094	3,015	5,109	265	510	775	971	1,231	2,202	441	1,034	1,475

■ Yellow in the TOTALS column means precinct hasn't reported
 N/A indicates AV (Absentee) results are included in Elec Day results



State Representative - District 31 One 2-year term

Official results, updated August 21, 9:04 PM

[Race List](#) |
 [Race Summary](#) |
 [Race Details](#) |
 [Race Details \(Printer Friendly\)](#)

POLL BOOK TOTALS	Lynn Evans (REP)			Phil Rode (REP)			Marilyn Lane (DEM)			
	AV	Elec Day	TOTAL	AV	Elec Day	TOTAL	AV	Elec Day	TOTAL	
CLINTON TOWNSHIP										
02	153	19	19	38	6	11	17	28	34	62
03	232	15	18	33	5	10	15	59	76	135
05	193	0	6	6	2	7	9	35	107	142
06	352	31	27	58	23	25	48	79	75	154
07	241	15	22	37	19	17	36	58	61	119
08	265	22	36	58	10	23	33	52	51	103
09	187	13	17	30	17	18	35	39	49	88
11	278	19	25	44	5	35	40	45	86	131
12	169	16	22	38	3	22	25	36	36	72
13	349	14	43	57	13	20	33	58	119	177
14	166	10	15	25	8	17	25	35	45	80
15	306	21	24	45	16	38	54	51	80	131
16	374	51	54	105	29	19	48	88	56	144
17	253	18	20	38	9	36	45	48	62	110
18	357	40	34	74	26	42	68	78	59	137
19	466	75	51	126	27	27	54	91	53	144
20	36	3	6	9	0	2	2	5	17	22
21	222	19	11	30	14	13	27	65	48	113
22	325	32	21	53	12	19	31	89	95	184

■ Yellow in the TOTALS column means precinct hasn't reported
■ indicates AV (Absentee) results are included in Elec Day results

	349	35	36	71	17	16	33	60	97	157
05	130	9	10	19	3	10	13	32	31	63
06	452	39	61	100	23	36	59	58	117	175
07	248	27	29	56	15	15	30	44	73	117
	2,412	217	332	549	108	174	282	468	611	1,079
MOUNT CLEMENS										
01	246	5	12	17	2	7	9	70	116	186
02	472	23	60	83	6	31	37	63	173	236
03	453	22	55	77	11	32	43	78	141	219
04	237	15	18	33	5	24	29	30	81	111
05	212	9	5	14	10	3	13	99	60	159
06	267	16	31	47	6	10	16	40	111	151
09	490	32	32	64	18	35	53	113	131	244
	2,377	122	213	335	58	142	200	493	813	1,306
TOTALS										
	13,473	1,185	1,440	2,625	644	974	1,618	2,757	3,324	6,081

■ Yellow in the TOTALS column means precinct hasn't reported
 N/A indicates AV (Absentee) results are included in Elec Day results



Election Results

State Representative - District 32 One 2-year term

Official results, updated August 21, 9:04 PM

[Race List](#) | [Race Summary](#) | [Race Details](#) | [Race Details \(Printer Friendly\)](#)

POLL BOOK TOTALS	Andrea M. LaFontaine (REP)			Michael Shmina (REP)			Sheri Smith (DEM)		
	AV	Elec Day	TOTAL	AV	Elec Day	TOTAL	AV	Elec Day	TOTAL

CHESTERFIELD TOWNSHIP										
01	465	N/A	142	142	N/A	46	46	N/A	159	159
02	396	N/A	125	125	N/A	77	77	N/A	133	133
03	481	N/A	142	142	N/A	64	64	N/A	182	182
04	127	N/A	44	44	N/A	17	17	N/A	39	39
05	465	N/A	140	140	N/A	62	62	N/A	161	161
06	378	N/A	116	116	N/A	46	46	N/A	145	145
07	493	N/A	154	154	N/A	74	74	N/A	165	165
08	414	N/A	125	125	N/A	37	37	N/A	133	133
09	322	N/A	107	107	N/A	32	32	N/A	113	113
10	662	N/A	241	241	N/A	128	128	N/A	178	178
11	250	N/A	84	84	N/A	26	26	N/A	88	88
12	226	N/A	80	80	N/A	19	19	N/A	74	74
13	375	N/A	125	125	N/A	49	49	N/A	139	139
14	221	N/A	73	73	N/A	31	31	N/A	61	61
15	56	N/A	13	13	N/A	3	3	N/A	32	32
16	201	N/A	59	59	N/A	24	24	N/A	78	78
17	128	N/A	46	46	N/A	7	7	N/A	46	46
18	264	N/A	76	76	N/A	32	32	N/A	120	120
19	234	N/A	80	80	N/A	38	38	N/A	77	77

 Yellow in the TOTALS column means precinct hasn't reported
 N/A indicates AV (Absentee) results are included in Elec Day results



Election Results

State Representative - District 32 One 2-year term

Official results, updated August 21, 9:04 PM

[Race List](#) | [Race Summary](#) | [Race Details](#) | [Race Details \(Printer Friendly\)](#)

POLL BOOK TOTALS	Andrea M. LaFontaine (REP)			Michael Shmina (REP)			Sheri Smith (DEM)			
	AV	Elec Day	TOTAL	AV	Elec Day	TOTAL	AV	Elec Day	TOTAL	
CHESTERFIELD TOWNSHIP										
01	465	N/A	142	142	N/A	46	46	N/A	159	159
02	396	N/A	125	125	N/A	77	77	N/A	133	133
03	481	N/A	142	142	N/A	64	64	N/A	182	182
04	127	N/A	44	44	N/A	17	17	N/A	39	39
05	465	N/A	140	140	N/A	62	62	N/A	161	161
06	378	N/A	116	116	N/A	46	46	N/A	145	145
07	493	N/A	154	154	N/A	74	74	N/A	165	165
08	414	N/A	125	125	N/A	37	37	N/A	133	133
09	322	N/A	107	107	N/A	32	32	N/A	113	113
10	662	N/A	241	241	N/A	128	128	N/A	178	178
11	250	N/A	84	84	N/A	26	26	N/A	88	88
12	226	N/A	80	80	N/A	19	19	N/A	74	74
13	375	N/A	125	125	N/A	49	49	N/A	139	139
14	221	N/A	73	73	N/A	31	31	N/A	61	61
15	56	N/A	13	13	N/A	3	3	N/A	32	32
16	201	N/A	59	59	N/A	24	24	N/A	78	78
17	128	N/A	46	46	N/A	7	7	N/A	46	46
18	264	N/A	76	76	N/A	32	32	N/A	120	120
19	234	N/A	80	80	N/A	38	38	N/A	77	77
20	331	N/A	108	108	N/A	46	46	N/A	115	115
	6,489	N/A	2,080	2,080	N/A	858	858	N/A	2,238	2,238
NEW BALTIMORE										
01	267	27	53	80	8	20	28	36	72	108
02	290	38	68	106	14	33	47	33	52	85
03	481	46	101	147	15	57	72	61	115	176
04	391	49	66	115	27	46	73	52	83	135
05	405	30	108	138	24	36	60	37	90	127
	1,834	190	396	586	88	192	280	219	412	631
TOTALS										
	8,323	190	2,476	2,666	88	1,050	1,138	219	2,650	2,869

 Yellow in the TOTALS column means precinct hasn't reported
 N/A indicates AV (Absentee) results are included in Elec Day results



Election Results

State Representative - District 33 One 2-year term

Official results, updated August 21, 9:04 PM

[Race List](#) | [Race Summary](#) | [Race Details](#) | [Race Details \(Printer Friendly\)](#)

POLL BOOK TOTALS	Ken Goike (REP)			Martha O'Kray (DEM)			
	AV	Elec Day	TOTAL	AV	Elec Day	TOTAL	
ARMADA TOWNSHIP							
01	720	163	241	404	39	50	89
02	461	72	196	268	24	33	57
	1,181	235	437	672	63	83	146
LENOX TOWNSHIP							
01	469	41	58	99	55	96	151
02	444	27	53	80	73	116	189
03	509	13	86	99	62	209	271
04	167	3	39	42	10	73	83
	1,589	84	236	320	200	494	694
MACOMB TOWNSHIP							
01	323	67	92	159	43	35	78
02	448	101	108	209	46	65	111
05	443	93	135	228	56	60	116
08	316	94	63	157	32	41	73
09	291	84	89	173	19	34	53
10	210	29	48	77	36	45	81
11	418	67	110	177	37	84	121
13	370	67	128	195	17	59	76
15	498	173	98	271	79	39	118

 Yellow in the TOTALS column means precinct hasn't reported
 N/A indicates AV (Absentee) results are included in Elec Day results



Election Results

State Representative - District 33 One 2-year term

Official results, updated August 21, 9:04 PM

[Race List](#) | [Race Summary](#) | [Race Details](#) | [Race Details \(Printer Friendly\)](#)

	POLL BOOK TOTALS	Ken Goike (REP)			Martha O'Kray (DEM)		
		AV	Elec Day	TOTAL	AV	Elec Day	TOTAL
ARMADA TOWNSHIP							
01	720	163	241	404	39	50	89
02	461	72	196	268	24	33	57
	1,181	235	437	672	63	83	146
LENOX TOWNSHIP							
01	469	41	58	99	55	96	151
02	444	27	53	80	73	116	189
03	509	13	86	99	62	209	271
04	167	3	39	42	10	73	83
	1,589	84	236	320	200	494	694
MACOMB TOWNSHIP							
01	323	67	92	159	43	35	78
02	448	101	108	209	46	65	111
05	443	93	135	228	56	60	116
08	316	94	63	157	32	41	73
09	291	84	89	173	19	34	53
10	210	29	48	77	36	45	81
11	418	67	110	177	37	84	121
13	370	67	128	195	17	59	76
15	498	173	98	271	79	39	118
16	526	86	170	256	35	69	104
17	343	74	108	182	28	52	80
18	227	47	41	88	47	40	87
21	454	116	94	210	95	44	139
22	507	149	108	257	76	36	112
23	592	243	96	339	63	45	108
24	671	205	193	398	77	58	135
25	191	43	69	112	10	23	33
26	222	45	65	110	27	27	54
27	214	49	64	113	17	24	41
28	227	44	62	106	23	44	67
29	266	39	86	125	23	60	83
31	232	65	58	123	32	21	53
32	288	29	101	130	24	51	75
34	273	59	84	143	29	31	60
35	224	36	70	106	19	47	66

	8,774	2,104	2,340	4,444	990	1,134	2,124
MEMPHIS							
01	103	N/A	59	59	N/A	20	20
	103	N/A	59	59	N/A	20	20
RAY TOWNSHIP							
01	446	96	211	307	13	23	36
02	618	125	285	410	20	38	58
	1,064	221	496	717	33	61	94
RICHMOND TOWNSHIP							
01	287	N/A	181	181	N/A	52	52
02	293	N/A	155	155	N/A	64	64
	580	N/A	336	336	N/A	116	116
RICHMOND CITY							
01	575	100	121	221	99	102	201
02	372	70	88	158	41	78	119
	947	170	209	379	140	180	320
TOTALS							
	14,238	2,814	4,113	6,927	1,426	2,088	3,514

■ Yellow in the TOTALS column means precinct hasn't reported
 N/A indicates AV (Absentee) results are included in Elec Day results



Election Results

State Representative - District 36 One 2-year term

Official results, updated August 21, 9:04 PM

[Race List](#) | [Race Summary](#) | [Race Details](#) | [Race Details \(Printer Friendly\)](#)

POLL BOOK TOTALS	Pete Lund (REP)			Tadd Siglow (REP)			Brian Senia (DEM)			Robert Murphy (DEM)		
	AV	Elec Day	TOTAL	AV	Elec Day	TOTAL	AV	Elec Day	TOTAL	AV	Elec Day	TOTAL

BRUCE TOWNSHIP													
01	462	81	93	174	31	88	119	7	22	29	19	28	47
02	824	139	231	370	73	137	210	4	19	23	13	43	56
03	460	90	113	203	38	66	104	5	10	15	13	20	33
04	540	79	163	242	33	81	114	5	23	28	9	30	39
	2,286	389	600	989	175	372	547	21	74	95	54	121	175
SHELBY TOWNSHIP													
01	770	138	249	387	29	94	123	7	12	19	19	38	57
03	275	44	97	141	14	24	38	3	12	15	13	26	39
06	229	15	74	89	0	30	30	4	6	10	5	33	38
07	766	163	221	384	53	78	131	8	14	22	27	41	68
08	371	77	113	190	15	40	55	2	6	8	13	32	45
09	215	17	64	81	7	22	29	9	12	21	8	27	35
11	389	62	95	157	9	49	58	9	12	21	16	36	52
12	546	132	168	300	27	45	72	2	8	10	13	27	40
13	372	77	91	168	23	47	70	3	7	10	10	23	33
14	534	78	184	262	27	60	87	9	15	24	12	32	44
15	355	58	104	162	19	46	65	3	8	11	14	23	37
16	792	196	259	455	42	66	108	9	12	21	17	36	53
17	648	114	207	321	24	88	112	2	22	24	19	59	78

■ Yellow in the TOTALS column means precinct hasn't reported
 N/A indicates AV (Absentee) results are included in Elec Day results



Election Results

State Representative - District 36

One 2-year term

Official results, updated August 21, 9:04 PM

[Race List](#) | [Race Summary](#) | [Race Details](#) | [Race Details \(Printer Friendly\)](#)

POLL BOOK TOTALS	Pete Lund (REP)			Tadd Siglow (REP)			Brian Senia (DEM)			Robert Murphy (DEM)		
	AV	Elec Day	TOTAL	AV	Elec Day	TOTAL	AV	Elec Day	TOTAL	AV	Elec Day	TOTAL

BRUCE TOWNSHIP

01	462	81	93	174	31	88	119	7	22	29	19	28	47
02	824	139	231	370	73	137	210	4	19	23	13	43	56
03	460	90	113	203	38	66	104	5	10	15	13	20	33
04	540	79	163	242	33	81	114	5	23	28	9	30	39
	2,286	389	600	989	175	372	547	21	74	95	54	121	175

SHELBY TOWNSHIP

01	770	138	249	387	29	94	123	7	12	19	19	38	57
03	275	44	97	141	14	24	38	3	12	15	13	26	39
06	229	15	74	89	0	30	30	4	6	10	5	33	38
07	766	163	221	384	53	78	131	8	14	22	27	41	68
08	371	77	113	190	15	40	55	2	6	8	13	32	45
09	215	17	64	81	7	22	29	9	12	21	8	27	35
11	389	62	95	157	9	49	58	9	12	21	16	36	52
12	546	132	168	300	27	45	72	2	8	10	13	27	40
13	372	77	91	168	23	47	70	3	7	10	10	23	33
14	534	78	184	262	27	60	87	9	15	24	12	32	44
15	355	58	104	162	19	46	65	3	8	11	14	23	37
16	792	196	259	455	42	66	108	9	12	21	17	36	53
17	648	114	207	321	24	88	112	2	22	24	19	59	78
18	374	70	84	154	18	38	56	13	16	29	18	35	53
19	420	110	134	244	11	38	49	4	10	14	11	19	30
20	297	43	72	115	7	25	32	10	18	28	16	24	40
21	137	15	34	49	4	6	10	7	10	17	6	23	29
22	860	223	259	482	39	90	129	9	20	29	21	36	57
23	781	187	255	442	37	88	125	7	13	20	13	35	48
24	943	255	294	549	38	79	117	12	15	27	21	32	53
26	502	139	79	218	30	15	45	17	14	31	55	42	97
	10,576	2,213	3,137	5,350	473	1,068	1,541	149	262	411	347	679	1,026

WASHINGTON TOWNSHIP

01	347	37	85	122	17	65	82	7	10	17	19	39	58
02	698	174	128	302	36	60	96	32	19	51	46	59	105
03	626	134	157	291	44	90	134	6	19	25	13	45	58
04	364	49	86	135	17	37	54	11	24	35	21	51	72
05	631	143	142	285	54	75	129	4	10	14	35	39	74
06	700	188	172	360	32	79	111	13	20	33	38	26	64

07	581	123	163	286	21	58	79	7	12	19	23	38	61
08	504	110	118	228	15	46	61	16	19	35	52	30	82
09	543	71	153	224	26	77	103	9	15	24	29	41	70
	4,994	1,029	1,204	2,233	262	587	849	105	148	253	276	368	644
TOTALS													
	17,856	3,631	4,941	8,572	910	2,027	2,937	275	484	759	677	1,168	1,845

■ Yellow in the TOTALS column means precinct hasn't reported
 N/A indicates AV (Absentee) results are included in Elec Day results



Election Results

Prosecuting Attorney One 4-year term

Official results, updated August 21, 9:04 PM

[Race List](#) | [Race Summary](#) | [Race Details](#) | [Race Details \(Printer Friendly\)](#)

POLL BOOK TOTALS	Michael R. Wrathell (REP)			Eric J. Smith (DEM)			
	AV	Elec Day	TOTAL	AV	Elec Day	TOTAL	
ARMADA TOWNSHIP							
01	720	109	182	291	43	56	99
02	461	54	154	208	28	38	66
	1,181	163	336	499	71	94	165
BRUCE TOWNSHIP							
01	462	70	115	185	27	51	78
02	824	148	264	412	18	58	76
03	460	83	124	207	23	32	55
04	540	69	161	230	17	53	70
	2,286	370	664	1,034	85	194	279
CENTER LINE CITY							
01	346	18	46	64	77	116	193
02	201	21	22	43	52	51	103
03	285	17	32	49	63	112	175
04	206	13	43	56	30	77	107
05	203	11	31	42	48	66	114
	1,241	80	174	254	270	422	692
CHESTERFIELD TOWNSHIP							
01	465	N/A	163	163	N/A	170	170
02	396	N/A	164	164	N/A	147	147

■ Yellow in the TOTALS column means precinct hasn't reported
 N/A indicates AV (Absentee) results are included in Elec Day results



Election Results

Prosecuting Attorney One 4-year term

Official results, updated August 21, 9:04 PM

[Race List](#) | [Race Summary](#) | [Race Details](#) | [Race Details \(Printer Friendly\)](#)

POLL BOOK TOTALS	Michael R. Wrathell (REP)			Eric J. Smith (DEM)			
	AV	Elec Day	TOTAL	AV	Elec Day	TOTAL	
ARMADA TOWNSHIP							
01	720	109	182	291	43	56	99
02	461	54	154	208	28	38	66
	1,181	163	336	499	71	94	165
BRUCE TOWNSHIP							
01	462	70	115	185	27	51	78
02	824	148	264	412	18	58	76
03	460	83	124	207	23	32	55
04	540	69	161	230	17	53	70
	2,286	370	664	1,034	85	194	279
CENTER LINE CITY							
01	346	18	46	64	77	116	193
02	201	21	22	43	52	51	103
03	285	17	32	49	63	112	175
04	206	13	43	56	30	77	107
05	203	11	31	42	48	66	114
	1,241	80	174	254	270	422	692
CHESTERFIELD TOWNSHIP							
01	465	N/A	163	163	N/A	170	170
02	396	N/A	164	164	N/A	147	147
03	481	N/A	153	153	N/A	194	194
04	127	N/A	38	38	N/A	45	45
05	465	N/A	151	151	N/A	169	169
06	378	N/A	117	117	N/A	159	159
07	493	N/A	174	174	N/A	173	173
08	414	N/A	120	120	N/A	154	154
09	322	N/A	106	106	N/A	119	119
10	662	N/A	271	271	N/A	197	197
11	250	N/A	80	80	N/A	99	99
12	226	N/A	78	78	N/A	84	84
13	375	N/A	130	130	N/A	149	149
14	221	N/A	75	75	N/A	70	70
15	56	N/A	16	16	N/A	32	32
16	201	N/A	62	62	N/A	92	92
17	128	N/A	37	37	N/A	54	54
18	264	N/A	93	93	N/A	120	120

45	373	61	77	138	70	75	145
46	567	150	62	212	145	70	215
	15,161	2,229	2,267	4,496	3,190	3,215	6,405
EASTPOINTE							
01	272	10	49	59	36	115	151
02	446	26	70	96	80	166	246
03	374	15	63	78	61	147	208
04	351	28	48	76	57	129	186
05	329	13	59	72	59	123	182
06	341	17	58	75	53	139	192
07	391	10	26	36	63	217	280
08	338	15	21	36	67	163	230
09	361	11	51	62	69	135	204
10	296	21	42	63	83	94	177
11	518	35	69	104	93	190	283
12	531	47	55	102	99	211	310
	4,548	248	611	859	820	1,829	2,649
FRASER							
01	251	9	39	48	67	69	136
02	425	49	103	152	60	102	162
03	557	72	105	177	141	112	253
04	349	44	49	93	62	95	157
05	130	8	15	23	31	35	66
06	452	54	82	136	64	116	180
07	248	35	38	73	45	71	116
	2,412	271	431	702	470	600	1,070
HARRISON TOWNSHIP							
01	452	83	84	167	42	86	128
02	470	61	80	141	64	98	162
03	338	41	82	123	42	47	89
04	666	113	165	278	51	97	148
05	668	105	167	272	56	65	121
06	565	83	149	232	61	85	146
07	683	91	140	231	65	98	163
08	324	37	57	94	54	74	128
09	513	123	101	224	55	51	106
10	392	54	103	157	38	61	99
	5,071	791	1,128	1,919	528	762	1,290
LENOX TOWNSHIP							
01	469	39	52	91	77	113	190
02	444	22	47	69	87	140	227
03	509	10	81	91	69	229	298
04	167	3	39	42	10	77	87
	1,589	74	219	293	243	559	802
MACOMB TOWNSHIP							
01	323	57	79	136	43	36	79
02	448	76	93	169	54	74	128
03	292	40	100	140	32	43	75
04	432	54	105	159	67	87	154

05	443	85	119	204	65	65	130
06	408	93	75	168	85	48	133
07	370	60	69	129	45	65	110
08	316	78	51	129	42	51	93
09	291	68	76	144	23	37	60
10	210	28	41	69	43	46	89
11	418	56	103	159	40	98	138
12	396	88	85	173	68	58	126
13	370	52	112	164	23	68	91
14	424	61	113	174	48	55	103
15	498	147	85	232	86	44	130
16	526	61	147	208	39	88	127
17	343	64	92	156	34	62	96
18	227	41	35	76	54	43	97
19	112	14	20	34	22	28	50
20	332	66	78	144	40	60	100
21	454	96	86	182	104	47	151
22	507	126	97	223	87	46	133
23	592	212	75	287	76	49	125
24	671	158	151	309	84	65	149
25	191	38	62	100	12	24	36
26	222	37	50	87	27	32	59
27	214	46	58	104	20	26	46
28	227	41	53	94	29	47	76
29	266	29	72	101	23	71	94
30	351	52	114	166	54	40	94
31	232	48	47	95	39	24	63
32	288	28	88	116	24	63	87
33	295	58	66	124	62	33	95
34	273	49	69	118	31	36	67
35	224	33	61	94	21	53	74
	12,186	2,340	2,827	5,167	1,646	1,812	3,458

MEMPHIS

01	103	N/A	50	50	N/A	26	26
	103	N/A	50	50	N/A	26	26

MOUNT CLEMENS

01	246	7	14	21	74	112	186
02	472	20	79	99	61	169	230
03	453	29	76	105	86	133	219
04	237	15	31	46	35	89	124
05	212	17	7	24	96	62	158
06	267	20	39	59	44	108	152
09	490	42	63	105	112	137	249
	2,377	150	309	459	508	810	1,318

NEW BALTIMORE

01	267	27	55	82	40	77	117
02	290	33	71	104	34	50	84
03	481	48	123	171	68	126	194
04							

	391	56	85	141	60	87	147
05	405	37	107	144	40	90	130
	1,834	201	441	642	242	430	672
RAY TOWNSHIP							
01	446	65	144	209	14	28	42
02	618	91	198	289	25	49	74
	1,064	156	342	498	39	77	116
RICHMOND TOWNSHIP							
01	287	N/A	157	157	N/A	58	58
02	293	N/A	125	125	N/A	69	69
	580	N/A	282	282	N/A	127	127
RICHMOND CITY							
01	575	84	110	194	111	122	233
02	372	63	82	145	46	83	129
	947	147	192	339	157	205	362
ROSEVILLE							
01	144	9	28	37	33	51	84
02	206	22	34	56	54	52	106
03	296	26	45	71	91	88	179
04	238	28	48	76	59	68	127
05	342	35	63	98	79	105	184
06	247	7	50	57	56	75	131
07	161	11	36	47	27	56	83
08	280	8	51	59	76	100	176
09	293	28	48	76	82	74	156
10	148	14	22	36	37	38	75
11	173	25	22	47	57	42	99
12	197	19	32	51	47	55	102
13	172	11	18	29	41	57	98
14	292	30	38	68	82	75	157
15	432	40	52	92	120	119	239
16	465	26	76	102	123	144	267
17	191	10	31	41	56	65	121
18	322	38	54	92	68	89	157
19	205	10	43	53	33	68	101
20	242	29	39	68	62	54	116
21	262	25	53	78	64	74	138
	5,308	451	883	1,334	1,347	1,549	2,896
SHELBY TOWNSHIP							
01	770	123	220	343	27	57	84
02	626	106	192	298	25	63	88
03	275	37	82	119	16	32	48
04	489	75	123	198	28	40	68
05	707	137	186	323	48	73	121
06	229	12	73	85	9	38	47
07	766	139	208	347	36	58	94
08	371	74	108	182	16	41	57
09	215	14	66	80	19	40	59
10	390	60	99	159	33	46	79

11	389	52	89	141	24	48	72
12	546	102	145	247	20	38	58
13	372	72	94	166	16	34	50
14	534	64	160	224	23	52	75
15	355	48	93	141	18	35	53
16	792	161	211	372	32	54	86
17	648	99	216	315	24	83	107
18	374	73	87	160	33	51	84
19	420	82	116	198	16	29	45
20	297	35	76	111	28	45	73
21	137	14	33	47	13	35	48
22	860	203	239	442	34	58	92
23	781	141	243	384	19	49	68
24	943	204	260	464	34	57	91
25	595	138	138	276	34	49	83
26	502	123	70	193	76	51	127
27	477	81	104	185	45	74	119
28	801	195	118	313	105	77	182
29	281	22	83	105	17	45	62
	14,942	2,686	3,932	6,618	868	1,452	2,320

ST. CLAIR SHORES

01	898	156	143	299	147	146	293
02	468	70	68	138	79	128	207
03	497	62	78	140	87	115	202
04	340	46	64	110	64	57	121
05	520	43	92	135	70	162	232
06	523	51	88	139	100	143	243
07	329	23	60	83	57	110	167
08	494	57	65	122	84	119	203
09	358	34	55	89	73	79	152
10	587	71	87	158	125	133	258
11	291	29	37	66	51	79	130
12	679	88	117	205	116	165	281
13	904	151	171	322	160	161	321
14	224	25	41	66	30	63	93
15	538	74	70	144	112	129	241
16	606	64	98	162	129	147	276
17	672	85	126	211	138	126	264
18	499	56	99	155	107	103	210
19	434	58	72	130	86	99	185
20	300	41	46	87	61	59	120
21	382	41	53	94	83	88	171
22	345	34	67	101	56	90	146
23	470	57	75	132	99	116	215
24	726	110	74	184	186	143	329
	12,084	1,526	1,946	3,472	2,300	2,760	5,060

STERLING HEIGHTS

01	324	46	50	96	57	98	155

02	449	51	79	130	74	116	190
03	500	70	72	142	126	111	237
04	571	70	85	155	106	159	265
05	584	93	89	182	122	140	262
06	296	44	72	116	41	69	110
07	457	74	87	161	86	94	180
08	361	63	76	139	57	63	120
09	239	44	31	75	45	60	105
10	515	93	72	165	121	108	229
11	327	48	59	107	67	75	142
12	592	104	76	180	155	114	269
13	301	56	42	98	53	66	119
14	242	26	38	64	45	65	110
15	335	51	54	105	63	63	126
16	305	36	52	88	58	75	133
17	342	56	59	115	66	59	125
18	510	77	92	169	81	129	210
19	479	71	90	161	98	120	218
20	465	52	95	147	100	106	206
21	261	35	58	93	33	74	107
22	321	55	65	120	42	68	110
23	364	58	77	135	51	81	132
24	261	26	74	100	32	59	91
25	586	81	106	187	109	134	243
26	544	61	123	184	68	138	206
27	428	39	103	142	59	101	160
28	382	45	66	111	45	99	144
29	368	46	72	118	55	95	150
30	207	24	42	66	39	40	79
31	218	28	38	66	36	72	108
32	101	7	19	26	27	26	53
33	373	58	72	130	57	74	131
34	437	51	125	176	48	88	136
35	185	11	54	65	24	46	70
36	516	91	90	181	111	95	206
37	373	52	63	115	61	91	152
38	495	89	73	162	103	116	219
39	328	32	83	115	54	83	137
40	168	15	34	49	36	36	72
41	277	30	73	103	39	56	95
42	418	78	89	167	59	70	129
43	782	153	135	288	140	110	250
44	391	92	54	146	59	52	111
45	437	79	85	164	51	91	142
	17,415	2,561	3,243	5,804	3,059	3,885	6,944

UTICA							
01	126	N/A	36	36	N/A	46	46
02	294	N/A	108	108	N/A	92	92
03		N/A			N/A		

	254		86	86		103	103
	674	N/A	230	230	N/A	241	241
VILLAGE OF GROSSE POINTE SHORES							
03	21	N/A	12	12	N/A	2	2
	21	N/A	12	12	N/A	2	2
WARREN							
01	203	12	35	47	35	78	113
02	161	15	35	50	35	46	81
03	350	18	48	66	69	139	208
04	316	14	64	78	50	113	163
05	249	20	40	60	46	96	142
06	386	29	54	83	83	130	213
07	152	9	29	38	21	67	88
08	151	4	19	23	24	64	88
09	193	13	30	43	36	78	114
10	147	9	21	30	20	66	86
11	2	0	0	0	0	2	2
12	115	8	22	30	15	55	70
13	104	4	21	25	17	35	52
14	393	29	61	90	78	137	215
15	174	11	30	41	21	87	108
16	130	8	20	28	31	49	80
17	270	21	46	67	68	88	156
18	64	3	9	12	14	21	35
19	308	19	62	81	52	99	151
20	417	40	60	100	106	119	225
22	517	37	102	139	90	150	240
23	443	42	65	107	106	129	235
24	174	16	38	54	35	43	78
25	244	20	56	76	50	67	117
26	144	5	21	26	21	64	85
27	547	75	91	166	139	122	261
28	278	36	31	67	69	65	134
29	320	28	38	66	82	83	165
30	242	26	44	70	41	59	100
31	619	66	94	160	161	145	306
32	526	60	105	165	102	138	240
33	627	84	100	184	133	147	280
34	240	20	40	60	49	68	117
35	532	61	56	117	137	144	281
36	298	21	41	62	59	91	150
37	490	66	60	126	106	110	216
38	182	13	45	58	30	45	75
39	98	5	4	9	15	50	65
40	278	26	56	82	67	69	136
41	332	38	48	86	70	102	172
42	294	34	37	71	63	80	143
43	500	50	85	135	99	114	213
44	365	38	42	80	106	87	193

45	365	48	60	108	90	78	168
46	336	43	46	89	82	90	172
47	647	70	93	163	133	137	270
48	219	28	21	49	43	61	104
49	599	88	80	168	151	134	285
50	456	59	71	130	102	128	230
51	705	108	85	193	177	130	307
52	402	43	86	129	86	90	176
53	365	48	50	98	68	80	148
54	537	75	81	156	89	137	226
55	473	46	98	144	83	128	211
56	253	30	39	69	65	62	127
57	446	31	96	127	75	127	202
58	696	83	123	206	140	166	306
	19,074	1,953	3,034	4,987	4,035	5,289	9,324
WASHINGTON TOWNSHIP							
01	347	34	90	124	29	55	84
02	698	163	143	306	83	82	165
03	626	124	167	291	25	65	90
04	364	53	93	146	35	77	112
05	631	131	158	289	48	54	102
06	700	170	182	352	67	55	122
07	581	99	153	252	38	62	100
08	504	110	130	240	69	55	124
09	543	59	163	222	48	57	105
	4,994	943	1,279	2,222	442	562	1,004
TOTALS							
	133,581	17,340	27,074	44,414	20,320	29,336	49,656

■ Yellow in the TOTALS column means precinct hasn't reported
N/A indicates AV (Absentee) results are included in Elec Day results



Election Results

Sheriff One 4-year term

Official results, updated August 21, 9:04 PM

[Race List](#) | [Race Summary](#) | [Race Details](#) | [Race Details \(Printer Friendly\)](#)

POLL BOOK TOTALS	Bryan Ede (REP)			Kristi Dean (REP)			Roland R. Frascchetti (REP)			Steve Thomas (REP)			Todd Woodcox (REP)			Antho	
	AV	Elec Day	TOTAL	AV	Elec Day	TOTAL	AV	Elec Day	TOTAL	AV	Elec Day	TOTAL	AV	Elec Day	TOTAL	AV	
ARMADA TOWNSHIP																	
01	720	2	4	6	15	27	42	16	19	35	61	74	135	35	96	131	20
02	461	4	7	11	4	17	21	4	17	21	29	77	106	19	61	80	21
	1,181	6	11	17	19	44	63	20	36	56	90	151	241	54	157	211	41
BRUCE TOWNSHIP																	
01	462	1	7	8	11	26	37	10	14	24	39	41	80	13	37	50	19
02	824	4	19	23	31	55	86	6	25	31	45	84	129	46	94	140	8
03	460	6	11	17	13	29	42	17	15	32	38	38	76	14	43	57	16
04	540	5	12	17	11	41	52	12	20	32	26	51	77	30	66	96	15
	2,286	16	49	65	66	151	217	45	74	119	148	214	362	103	240	343	58
CENTER LINE CITY																	
01	346	2	3	5	2	13	15	5	8	13	7	14	21	1	17	18	57
02	201	1	0	1	4	5	9	6	11	17	9	7	16	2	5	7	35
03	285	1	2	3	5	6	11	3	8	11	10	13	23	3	4	7	40
04	206	0	1	1	1	9	10	1	4	5	11	27	38	2	9	11	18
05	203	1	2	3	1	5	6	0	8	8	4	18	22	5	6	11	28
	1,241	5	8	13	13	38	51	15	39	54	41	79	120	13	41	54	178
CHESTERFIELD TOWNSHIP																	

 Yellow in the TOTALS column means precinct hasn't reported
 N/A indicates AV (Absentee) results are included in Elec Day results



Election Results

Sheriff One 4-year term

Official results, updated August 21, 9:05 PM

[Race List](#) | [Race Summary](#) | [Race Details](#) | [Race Details \(Printer Friendly\)](#)

POLL BOOK TOTALS	Bryan Ede (REP)			Kristi Dean (REP)			Roland R. Frascchetti (REP)			Steve Thomas (REP)			Todd Woodcox (REP)			Anthony Wickersham (DEM)			Greg Stone (DEM)			
	AV	Elec Day	TOTAL	AV	Elec Day	TOTAL	AV	Elec Day	TOTAL	AV	Elec Day	TOTAL	AV	Elec Day	TOTAL	AV	Elec Day	TOTAL	AV	Elec Day	TOTAL	
ARMADA TOWNSHIP																						
01	720	2	4	6	15	27	42	16	19	35	61	74	135	35	96	131	20	33	53	33	32	65
02	461	4	7	11	4	17	21	4	17	21	29	77	106	19	61	80	21	28	49	9	24	33
	1,181	6	11	17	19	44	63	20	36	56	90	151	241	54	157	211	41	61	102	42	56	98
BRUCE TOWNSHIP																						
01	462	1	7	8	11	26	37	10	14	24	39	41	80	13	37	50	19	31	50	10	32	42
02	824	4	19	23	31	55	86	6	25	31	45	84	129	46	94	140	8	45	53	11	24	35
03	460	6	11	17	13	29	42	17	15	32	38	38	76	14	43	57	16	22	38	8	10	18
04	540	5	12	17	11	41	52	12	20	32	26	51	77	30	66	96	15	32	47	3	29	32
	2,286	16	49	65	66	151	217	45	74	119	148	214	362	103	240	343	58	130	188	32	95	127
CENTER LINE CITY																						
01	346	2	3	5	2	13	15	5	8	13	7	14	21	1	17	18	57	62	119	24	78	102
02	201	1	0	1	4	5	9	6	11	17	9	7	16	2	5	7	35	39	74	22	20	42
03	285	1	2	3	5	6	11	3	8	11	10	13	23	3	4	7	40	52	92	21	74	95
04	206	0	1	1	1	9	10	1	4	5	11	27	38	2	9	11	18	45	63	14	36	50
05	203	1	2	3	1	5	6	0	8	8	4	18	22	5	6	11	28	27	55	24	51	75
	1,241	5	8	13	13	38	51	15	39	54	41	79	120	13	41	54	178	225	403	105	259	364
CHESTERFIELD TOWNSHIP																						
01	465	N/A	8	8	N/A	25	25	N/A	40	40	N/A	74	74	N/A	22	22	N/A	114	114	N/A	81	81
02	396	N/A	8	8	N/A	26	26	N/A	12	12	N/A	75	75	N/A	45	45	N/A	78	78	N/A	85	85
03	481	N/A	4	4	N/A	30	30	N/A	20	20	N/A	78	78	N/A	37	37	N/A	131	131	N/A	85	85
04	127	N/A	6	6	N/A	6	6	N/A	1	1	N/A	27	27	N/A	7	7	N/A	33	33	N/A	13	13
05	465	N/A	17	17	N/A	31	31	N/A	24	24	N/A	64	64	N/A	27	27	N/A	114	114	N/A	81	81
06	378	N/A	6	6	N/A	21	21	N/A	20	20	N/A	59	59	N/A	29	29	N/A	103	103	N/A	68	68
07	493	N/A	12	12	N/A	28	28	N/A	26	26	N/A	81	81	N/A	38	38	N/A	100	100	N/A	96	96
08	414	N/A	4	4	N/A	26	26	N/A	10	10	N/A	66	66	N/A	33	33	N/A	106	106	N/A	78	78
09	322	N/A	12	12	N/A	18	18	N/A	15	15	N/A	54	54	N/A	21	21	N/A	67	67	N/A	66	66
10	662	N/A	17	17	N/A	48	48	N/A	62	62	N/A	127	127	N/A	46	46	N/A	143	143	N/A	73	73
11	250	N/A	7	7	N/A	14	14	N/A	12	12	N/A	35	35	N/A	14	14	N/A	65	65	N/A	43	43
12	226	N/A	4	4	N/A	14	14	N/A	8	8	N/A	55	55	N/A	7	7	N/A	55	55	N/A	38	38
13	375	N/A	8	8	N/A	23	23	N/A	17	17	N/A	52	52	N/A	41	41	N/A	97	97	N/A	68	68
14	221	N/A	1	1	N/A	14	14	N/A	18	18	N/A	36	36	N/A	14	14	N/A	64	64	N/A	23	23
15	56	N/A	1	1	N/A	4	4	N/A	4	4	N/A	4	4	N/A	2	2	N/A	12	12	N/A	19	19
16	201	N/A	3	3	N/A	12	12	N/A	12	12	N/A	31	31	N/A	7	7	N/A	65	65	N/A	29	29
17	128	N/A	2	2	N/A	8	8	N/A	4	4	N/A	19	19	N/A	4	4	N/A	28	28	N/A	22	22
18	264	N/A	8	8	N/A	18	18	N/A	13	13	N/A	37	37	N/A	18	18	N/A	84	84	N/A	53	53
19	234	N/A	6	6	N/A	18	18	N/A	15	15	N/A	54	54	N/A	11	11	N/A	59	59	N/A	35	35
20	331	N/A	12	12	N/A	28	28	N/A	25	25	N/A	37	37	N/A	21	21	N/A	76	76	N/A	65	65
	6,489	N/A	146	146	N/A	412	412	N/A	358	358	N/A	1,065	1,065	N/A	444	444	N/A	1,594	1,594	N/A	1,121	1,121
CLINTON TOWNSHIP																						
01	396	2	2	4	11	9	20	14	13	27	32	29	61	19	11	30	62	44	106	31	35	66
02	153	2	2	4	1	12	13	4	6	10	11	10	21	6	3	9	20	18	38	14	18	32
03	232	0	5	5	2	7	9	3	9	12	11	7	18	4	1	5	41	54	95	21	29	50
04	76	1	0	1	0	3	3	2	1	3	7	3	10	1	0	1	19	10	29	8	8	16
05	193	0	0	0	0	2	2	0	1	1	2	4	6	0	6	6	19	69	88	16	56	72
06	352	3	3	6	4	7	11	18	12	30	21	15	36	7	15	22	67	56	123	19	30	49
07	241	4	5	9	2	8	10	5	5	10	15	15	30	5	5	10	42	39	81	20	29	49
08	265	3	8	11	3	8	11	5	8	13	16	28	44	3	9	12	45	39	84	19	27	46

09	187	1	3	4	6	2	8	6	11	17	12	9	21	0	8	8	24	25	49	14	32	46
10	459	8	1	9	13	20	33	13	18	31	38	30	68	10	26	36	66	56	122	23	31	54
11	278	1	2	3	3	11	14	5	15	20	10	21	31	3	9	12	28	56	84	20	45	65
12	169	2	1	3	2	7	9	4	5	9	7	21	28	2	11	13	22	23	45	15	15	30
13	349	4	4	8	4	10	14	5	23	28	7	20	27	2	8	10	35	77	112	31	64	95
14	166	2	2	4	1	2	3	3	5	8	12	22	34	0	1	1	25	27	52	12	22	34
15	306	3	2	5	4	9	13	11	8	19	17	24	41	2	18	20	44	55	99	14	36	50
16	374	2	0	2	12	10	22	26	8	34	22	40	62	21	13	34	59	37	96	31	24	55
17	253	1	2	3	5	10	15	9	8	17	7	20	27	7	7	14	41	35	76	11	35	46
18	357	0	5	5	11	19	30	15	16	31	27	24	51	9	11	20	66	38	104	22	27	49
19	466	4	1	5	10	11	21	39	21	60	43	19	62	12	18	30	76	50	126	31	17	48
20	36	0	1	1	0	1	1	0	2	2	3	4	7	0	0	0	2	11	13	3	7	10
21	222	3	3	6	2	5	7	5	2	7	11	6	17	8	5	13	41	34	75	31	16	47
22	325	3	2	5	13	9	22	9	5	14	8	13	21	6	11	17	67	56	123	30	41	71
23	505	4	5	9	16	16	32	28	21	49	31	36	67	16	19	35	87	42	129	29	48	77
24	313	4	3	7	5	15	20	21	18	39	22	24	46	0	12	12	50	28	78	15	23	38
25	273	1	2	3	10	9	19	9	7	16	13	19	32	3	10	13	40	44	84	22	25	47
26	421	0	2	2	11	11	22	11	17	28	29	41	70	15	27	42	65	54	119	19	24	43
27	396	1	5	6	12	17	29	23	15	38	31	32	63	15	8	23	55	44	99	28	30	58
28	189	1	1	2	3	1	4	4	3	7	15	16	31	2	3	5	40	33	73	15	26	41
29	522	0	6	6	9	29	38	29	39	68	42	49	91	16	23	39	74	65	139	25	35	60
30	300	7	0	7	8	8	16	9	4	13	20	24	44	4	8	12	41	57	98	18	34	52
31	280	2	3	5	8	9	17	9	8	17	7	13	20	4	17	21	24	56	80	16	44	60
32	315	8	2	10	7	7	14	20	14	34	32	10	42	8	6	14	52	32	84	17	15	32
33	414	3	6	9	6	13	19	15	5	20	21	34	55	14	19	33	80	47	127	27	44	71
34	110	0	0	0	0	4	4	1	3	4	2	8	10	1	7	8	11	24	35	4	20	24
35	720	2	2	4	13	7	20	36	15	51	70	43	113	23	27	50	126	77	203	74	61	135
36	322	2	1	3	12	10	22	9	6	15	21	25	46	17	13	30	46	47	93	18	25	43
37	572	4	3	7	15	13	28	28	16	44	48	28	76	7	13	20	102	79	181	49	49	98
38	337	3	4	7	3	24	27	11	21	32	16	35	51	6	5	11	40	58	98	13	29	42
39	335	1	3	4	6	7	13	18	7	25	17	28	45	6	9	15	65	43	108	38	23	61
40	507	2	3	5	8	11	19	12	19	31	30	79	109	6	18	24	66	80	146	26	45	71
41	376	3	3	6	11	6	17	10	11	21	17	14	31	7	22	29	62	52	114	41	31	72
42	344	4	3	7	9	3	12	20	10	30	19	22	41	3	14	17	63	55	118	32	23	55
43	219	1	2	3	9	7	16	12	10	22	14	15	29	0	7	7	33	35	68	16	18	34
44	596	0	2	2	8	11	19	37	18	55	72	51	123	7	8	15	25	77	102	15	35	50
45	373	5	1	6	7	11	18	13	10	23	33	52	85	5	8	13	42	48	90	39	38	77
46	567	5	2	7	24	13	37	37	17	54	57	25	82	33	14	47	116	63	179	45	13	58
	15,161	112	118	230	329	444	773	623	516	1,139	1,018	1,107	2,125	345	513	858	2,316	2,149	4,465	1,077	1,402	2,479
EASTPOINTE																						
01	272	2	5	7	3	5	8	4	17	21	1	17	18	0	9	9	23	62	85	12	67	79
02	446	1	4	5	4	15	19	6	15	21	12	28	40	3	13	16	57	100	157	30	84	114
03	374	0	5	5	0	10	10	8	21	29	6	24	30	4	9	13	35	74	109	28	89	117
04	351	0	4	4	5	8	13	8	8	16	8	27	35	7	12	19	38	61	99	26	76	102
05	329	0	4	4	6	11	17	4	18	22	2	23	25	1	8	9	38	78	116	27	64	91
06	341	0	1	1	1	15	16	9	8	17	5	23	28	4	12	16	33	68	101	24	77	101
07	391	1	8	9	2	4	6	6	11	17	5	3	8	1	6	7	38	109	147	27	103	130
08	338	1	2	3	1	3	4	11	11	22	5	13	18	0	0	0	45	75	120	22	90	112
09	361	1	4	5	7	11	18	3	11	14	5	23	28	2	10	12	44	85	129	24	63	87
10	296	0	3	3	1	9	10	6	11	17	13	16	29	2	10	12	42	52	94	38	44	82
11	518	1	3	4	9	13	22	11	21	32	9	23	32	8	20	28	76	123	199	24	84	108
12	531	1	5	6	5	12	17	19	20	39	21	19	40	5	7	12	62	115	177	41	104	145
	4,548	8	48	56	44	116	160	95	172	267	92	239	331	37	116	153	531	1,002	1,533	323	945	1,268
FRASER																						
01	251	0	2	2	5	6	11	3	10	13	4	26	30	5	5	10	43	42	85	23	30	53
02	425	2	3	5	2	18	20	5	18	23	39	47	86	5	26	31	43	64	107	24	41	65
03	557	4	3	7	16	21	37	14	25	39	33	39	72	13	25	38	104	67	171	42	60	102
04	349	1	1	2	4	9	13	12	13	25	23	21	44	12	12	24	41	57	98	23	58	81
05	130	3	2	5	2	3	5	2	4	6	5	9	14	3	6	9	20	19	39	11	19	30
06	452	2	5	7	6	18	24	13	29	42	32	36	68	9	11	20	36	85	121	26	38	64
07	248	4	5	9	4	8	12	9	5	14	13	23	36	10	4	14	26	40	66	21	33	54
	2,412	16	21	37	39	83	122	58	104	162	149	201	350	57	89	146	313	374	687	170	279	449

HARRISON TOWNSHIP

01	452	6	2	8	11	19	30	28	23	51	23	31	54	10	21	31	33	52	85	21	46	67
02	470	5	9	14	12	18	30	14	30	44	22	22	44	12	15	27	56	79	135	14	45	59
03	338	1	5	6	5	14	19	21	16	37	15	45	60	9	19	28	27	37	64	17	16	33
04	666	3	9	12	17	29	46	19	36	55	68	78	146	10	29	39	49	74	123	6	38	44
05	668	7	5	12	18	22	40	17	27	44	41	59	100	34	68	102	42	51	93	18	35	53
06	565	5	9	14	13	36	49	17	31	48	29	41	70	21	47	68	47	69	116	15	27	42
07	683	11	14	25	11	25	36	13	18	31	46	51	97	33	61	94	56	78	134	21	41	62
08	324	0	2	2	5	6	11	14	11	25	14	32	46	4	11	15	41	49	90	21	34	55
09	513	4	1	5	22	20	42	25	23	48	63	48	111	15	22	37	46	35	81	14	29	43
10	392	0	5	5	7	14	21	7	13	20	21	38	59	16	43	59	33	56	89	7	23	30
	5,071	42	61	103	121	203	324	175	228	403	342	445	787	164	336	500	430	580	1,010	154	334	488

LENOX TOWNSHIP

01	469	5	8	13	7	6	13	6	7	13	15	21	36	7	17	24	43	64	107	59	97	156
02	444	2	0	2	6	10	16	5	7	12	8	27	35	2	8	10	57	84	141	46	77	123
03	509	0	4	4	1	14	15	0	6	6	5	37	42	3	29	32	59	123	182	19	138	157
04	167	0	3	3	0	7	7	0	7	7	1	10	11	1	13	14	10	45	55	1	39	40
	1,589	7	15	22	14	37	51	11	27	38	29	95	124	13	67	80	169	316	485	125	351	476

MACOMB TOWNSHIP

01	323	1	3	4	5	19	24	14	20	34	33	32	65	7	10	17	27	26	53	24	25	49
02	448	2	4	6	3	11	14	7	14	21	61	62	123	5	13	18	43	61	104	18	35	53
03	292	1	3	4	6	12	18	4	14	18	16	48	64	10	33	43	23	34	57	15	12	27
04	432	0	4	4	8	13	21	12	12	24	24	54	78	9	25	34	48	62	110	19	45	64
05	443	7	9	16	16	34	50	13	11	24	33	39	72	18	32	50	45	48	93	23	23	46
06	408	5	4	9	12	8	20	24	8	32	34	38	72	14	20	34	67	35	102	22	14	36
07	370	3	6	9	7	11	18	13	15	28	42	32	74	6	11	17	29	58	87	19	22	41
08	316	7	3	10	6	5	11	15	8	23	39	33	72	12	7	19	40	37	77	6	22	28
09	291	3	6	9	10	8	18	10	9	19	24	31	55	18	38	56	16	24	40	8	16	24
10	210	2	10	12	3	5	8	5	4	9	14	14	28	3	9	12	31	31	62	11	17	28
11	418	6	4	10	8	18	26	7	13	20	40	55	95	7	24	31	32	87	119	15	28	43
12	396	1	3	4	4	11	15	21	27	48	43	40	83	19	12	31	51	46	97	18	22	40
13	370	1	0	1	8	15	23	4	19	23	33	40	73	9	42	51	14	41	55	9	32	41
14	424	1	6	7	10	15	25	16	12	28	29	54	83	9	15	24	45	34	79	14	25	39
15	498	9	6	15	11	13	24	41	13	54	62	34	96	26	23	49	64	30	94	28	21	49
16	526	4	7	11	4	17	21	5	17	22	28	40	68	38	110	148	26	60	86	14	47	61
17	343	0	5	5	4	18	22	12	7	19	32	39	71	10	25	35	28	41	69	9	25	34
18	227	2	1	3	0	6	6	11	7	18	20	20	40	5	8	13	40	32	72	14	13	27
19	112	1	2	3	4	4	8	3	3	6	6	7	13	3	7	10	14	16	30	6	15	21
20	332	5	0	5	4	14	18	9	11	20	37	40	77	9	21	30	31	45	76	15	15	30
21	454	6	8	14	12	13	25	24	22	46	39	36	75	13	17	30	84	31	115	28	19	47
22	507	2	6	8	9	10	19	23	16	39	72	61	133	21	11	32	77	35	112	12	26	38
23	592	5	7	12	22	8	30	26	10	36	104	37	141	37	26	63	55	41	96	31	19	50
24	671	5	7	12	9	19	28	21	18	39	89	94	183	37	29	66	59	41	100	28	36	64
25	191	1	5	6	7	7	14	6	8	14	17	27	44	7	15	22	9	21	30	5	14	19
26	222	5	3	8	7	9	16	8	7	15	15	27	42	5	17	22	21	22	43	9	11	20
27	214	1	1	2	4	12	16	9	13	22	13	24	37	16	16	32	15	22	37	7	8	15
28	227	1	1	2	3	8	11	0	5	5	22	24	46	6	18	24	23	26	49	7	32	39
29	266	1	6	7	4	12	16	7	8	15	14	27	41	8	26	34	19	37	56	6	30	36
30	351	1	5	6	6	15	21	6	13	19	32	40	72	9	36	45	42	31	73	20	12	32
31	232	0	2	2	9	9	18	8	6	14	27	32	59	10	11	21	28	15	43	14	11	25
32	288	1	4	5	3	11	14	13	21	34	9	38	47	2	21	23	14	42	56	11	37	48
33	295	3	3	6	6	11	17	10	12	22	33	33	66	4	15	19	52	27	79	13	9	22
34	273	1	4	5	4	9	13	5	8	13	25	20	45	16	30	46	21	25	46	16	15	31
35	224	4	3	7	7	12	19	6	6	12	17	34	51	7	13	20	14	38	52	7	20	27
	12,186	98	151	249	245	422	667	418	417	835	1,178	1,306	2,484	435	786	1,221	1,247	1,302	2,549	521	773	1,294

MEMPHIS

01	103	N/A	3	3	N/A	12	12	N/A	8	8	N/A	20	20	N/A	8	8	N/A	19	19	N/A	10	10
	103	N/A	3	3	N/A	12	12	N/A	8	8	N/A	20	20	N/A	8	8	N/A	19	19	N/A	10	10

MOUNT CLEMENS

01	246	0	1	1	1	3	4	1	2	3	1	5	6	3	9	12	42	69	111	33	58	91
02	472	0	3	3	3	15	18	2	12	14	13	47	60	11	22	33	54	126	180	14	89	103
03	453	3	10	13	3	7	10	5	9	14	15	46	61	8	19	27	64	81	145	31	87	118

04	237	0	0	0	0	3	3	4	6	10	12	24	36	6	7	13	22	54	76	16	54	70
05	212	2	0	2	4	3	7	5	0	5	6	3	9	2	2	4	68	30	98	34	41	75
06	267	2	5	7	3	7	10	4	5	9	10	16	26	2	7	9	39	71	110	9	57	66
09	490	0	3	3	2	4	6	8	13	21	32	53	85	3	5	8	90	92	182	41	92	133
	2,377	7	22	29	16	42	58	29	47	76	89	194	283	35	71	106	379	523	902	178	478	656

NEW BALTIMORE

01	267	2	3	5	3	16	19	3	5	8	16	26	42	1	10	11	30	44	74	14	44	58
02	290	1	9	10	8	7	15	3	17	20	21	16	37	6	19	25	24	27	51	15	32	47
03	481	1	3	4	10	24	34	4	15	19	30	52	82	4	30	34	43	75	118	29	71	100
04	391	6	10	16	12	16	28	9	19	28	20	31	51	8	21	29	25	39	64	31	53	84
05	405	3	4	7	2	22	24	4	18	22	24	51	75	4	17	21	29	64	93	18	37	55
	1,834	13	29	42	35	85	120	23	74	97	111	176	287	23	97	120	151	249	400	107	237	344

RAY TOWNSHIP

01	446	3	14	17	12	22	34	3	13	16	22	53	75	34	88	122	7	20	27	8	13	21
02	618	1	12	13	6	30	36	13	19	32	52	108	160	29	75	104	12	35	47	17	21	38
	1,064	4	26	30	18	52	70	16	32	48	74	161	235	63	163	226	19	55	74	25	34	59

RICHMOND TOWNSHIP

01	287	N/A	2	2	N/A	32	32	N/A	13	13	N/A	75	75	N/A	32	32	N/A	19	19	N/A	50	50
02	293	N/A	4	4	N/A	20	20	N/A	13	13	N/A	55	55	N/A	33	33	N/A	35	35	N/A	65	65
	580	N/A	6	6	N/A	52	52	N/A	26	26	N/A	130	130	N/A	65	65	N/A	54	54	N/A	115	115

RICHMOND CITY

01	575	8	6	14	15	18	33	21	14	35	40	60	100	10	20	30	61	61	122	56	73	129
02	372	6	5	11	12	11	23	7	8	15	31	30	61	12	27	39	28	40	68	19	53	72
	947	14	11	25	27	29	56	28	22	50	71	90	161	22	47	69	89	101	190	75	126	201

ROSEVILLE

01	144	2	3	5	1	4	5	1	3	4	2	9	11	2	8	10	16	36	52	20	15	35
02	206	4	3	7	2	6	8	2	8	10	12	13	25	1	8	9	41	35	76	13	20	33
03	296	1	2	3	7	9	16	7	15	22	10	20	30	2	3	5	60	51	111	34	38	72
04	238	0	2	2	7	8	15	5	8	13	13	23	36	4	13	17	36	38	74	25	29	54
05	342	3	1	4	2	9	11	8	9	17	15	29	44	8	20	28	45	60	105	35	52	87
06	247	1	3	4	0	14	14	5	5	10	2	22	24	0	10	10	46	44	90	17	37	54
07	161	0	2	2	2	8	10	0	6	6	8	16	24	1	6	7	21	38	59	8	21	29
08	280	0	4	4	1	10	11	4	16	20	5	19	24	3	8	11	58	58	116	21	44	65
09	293	1	1	2	5	6	11	7	17	24	11	25	36	9	7	16	50	47	97	32	33	65
10	148	3	0	3	1	4	5	2	3	5	5	9	14	4	10	14	22	23	45	15	21	36
11	173	1	1	2	8	12	20	7	5	12	9	6	15	1	4	5	32	21	53	24	21	45
12	197	0	3	3	2	7	9	7	4	11	14	13	27	3	11	14	32	29	61	16	27	43
13	172	3	1	4	2	8	10	4	4	8	1	7	8	3	2	5	18	38	56	24	25	49
14	292	1	3	4	2	12	14	8	8	16	18	23	41	2	7	9	56	47	103	27	34	61
15	432	3	1	4	4	9	13	6	6	12	21	22	43	12	18	30	81	70	151	50	60	110
16	465	0	3	3	8	16	24	10	19	29	9	30	39	5	17	22	83	95	178	45	63	108
17	191	1	2	3	0	7	7	5	4	9	4	12	16	1	8	9	31	34	65	22	31	53
18	322	1	3	4	7	8	15	17	19	36	9	23	32	7	6	13	46	71	117	22	29	51
19	205	0	3	3	4	6	10	1	8	9	5	22	27	1	10	11	28	42	70	8	27	35
20	242	0	3	3	5	8	13	5	7	12	12	13	25	8	16	24	51	32	83	17	26	43
21	262	2	6	8	9	10	19	4	12	16	7	18	25	6	10	16	40	35	75	25	38	63
	5,308	27	50	77	79	181	260	115	186	301	192	374	566	83	202	285	893	944	1,837	500	691	1,191

SHELBY TOWNSHIP

01	770	11	37	48	15	51	66	42	42	84	44	85	129	19	41	60	18	49	67	11	18	29
02	626	7	16	23	20	52	72	25	24	49	46	73	119	12	44	56	21	43	64	6	28	34
03	275	2	11	13	8	14	22	9	22	31	21	35	56	2	16	18	8	24	32	8	17	25
04	489	5	7	12	14	26	40	16	19	35	29	66	95	13	30	43	24	28	52	5	21	26
05	707	10	20	30	14	33	47	28	26	54	52	85	137	31	56	87	31	44	75	19	37	56
06	229	1	6	7	2	23	25	1	11	12	5	23	28	1	24	25	6	26	32	3	17	20
07	766	16	20	36	27	46	73	24	43	67	62	65	127	32	59	91	31	45	76	7	18	25
08	371	1	12	13	9	24	33	18	23	41	28	40	68	7	30	37	13	32	45	4	9	13
09	215	0	3	3	2	21	23	2	9	11	11	23	34	1	12	13	10	19	29	9	18	27
10	390	2	11	13	14	29	43	12	13	25	27	43	70	8	29	37	27	30	57	5	24	29
11	389	1	12	13	20	32	52	12	15	27	12	37	49	9	23	32	15	28	43	13	24	37
12	546	8	20	28	20	34	54	24	32	56	43	39	82	20	25	45	16	30	46	4	17	21
13	372	3	3	6	9	23	32	23	19	42	29	38	67	11	16	27	12	25	37	5	7	12
14	534	3	14	17	13	29	42	16	30	46	29	60	89	7	40	47	15	35	50	7	23	30

15	355	1	3	4	8	20	28	8	24	32	16	26	42	17	32	49	15	24	39	6	15	21
16	792	9	11	20	32	31	63	38	43	81	59	68	127	36	74	110	16	38	54	13	13	26
17	648	3	15	18	21	52	73	27	44	71	38	74	112	18	43	61	17	51	68	7	39	46
18	374	1	7	8	12	14	26	19	17	36	28	27	55	6	31	37	19	36	55	17	18	35
19	420	1	13	14	14	34	48	10	10	20	39	41	80	13	19	32	9	13	22	9	17	26
20	297	1	6	7	9	16	25	8	12	20	15	21	36	5	28	33	19	26	45	9	19	28
21	137	2	1	3	2	11	13	3	8	11	7	7	14	1	11	12	10	22	32	3	20	23
22	860	15	15	30	29	53	82	44	53	97	54	83	137	25	42	67	27	46	73	8	18	26
23	781	6	27	33	26	51	77	36	46	82	54	87	141	25	56	81	12	35	47	11	19	30
24	943	15	27	42	22	48	70	29	32	61	92	97	189	36	89	125	33	40	73	5	17	22
25	595	11	12	23	31	24	55	25	20	45	46	56	102	26	37	63	21	39	60	10	21	31
26	502	6	4	10	27	15	42	34	11	45	43	15	58	15	28	43	55	42	97	25	20	45
27	477	5	17	22	10	21	31	18	31	49	39	36	75	8	9	17	33	43	76	14	37	51
28	801	5	7	12	31	22	53	73	51	124	71	41	112	24	15	39	70	65	135	35	19	54
29	281	0	6	6	2	12	14	5	17	22	10	45	55	4	20	24	16	24	40	2	25	27
	14,942	151	363	514	463	861	1,324	629	747	1,376	1,049	1,436	2,485	432	979	1,411	619	1,002	1,621	280	595	875

ST. CLAIR SHORES

01	898	4	5	9	11	23	34	113	79	192	25	25	50	29	41	70	100	98	198	52	46	98
02	468	4	7	11	7	10	17	32	29	61	17	13	30	12	27	39	52	93	145	24	36	60
03	497	1	5	6	6	20	26	46	41	87	8	28	36	14	11	25	53	61	114	36	54	90
04	340	1	5	6	3	12	15	26	29	55	14	19	33	10	18	28	49	45	94	18	24	42
05	520	3	4	7	6	21	27	25	36	61	9	36	45	7	23	30	45	85	130	21	77	98
06	523	3	4	7	5	19	24	38	38	76	16	14	30	5	24	29	69	86	155	38	65	103
07	329	1	3	4	5	11	16	16	30	46	4	11	15	1	19	20	37	60	97	17	53	70
08	494	1	7	8	3	7	10	41	44	85	11	18	29	14	24	38	61	87	148	32	41	73
09	358	1	2	3	4	7	11	20	30	50	11	15	26	7	14	21	43	57	100	39	35	74
10	587	4	3	7	8	9	17	47	52	99	23	10	33	6	43	49	88	83	171	44	58	102
11	291	1	1	2	7	8	15	13	16	29	13	7	20	8	20	28	32	52	84	26	22	48
12	679	3	5	8	8	15	23	62	62	124	21	21	42	15	44	59	83	97	180	34	76	110
13	904	3	7	10	8	20	28	89	98	187	27	46	73	42	56	98	113	96	209	45	73	118
14	224	1	0	1	4	5	9	10	24	34	9	11	20	5	16	21	19	36	55	19	31	50
15	538	3	3	6	4	14	18	52	31	83	10	16	26	15	24	39	78	86	164	39	54	93
16	606	2	7	9	9	23	32	38	48	86	19	20	39	9	17	26	82	80	162	55	73	128
17	672	2	11	13	11	23	34	58	54	112	15	38	53	15	51	66	74	87	161	66	54	120
18	499	4	6	10	4	10	14	38	38	76	17	41	58	7	28	35	70	65	135	46	45	91
19	434	0	2	2	4	12	16	28	29	57	15	30	45	11	16	27	58	62	120	34	43	77
20	300	2	3	5	4	7	11	19	23	42	14	10	24	11	19	30	42	41	83	22	19	41
21	382	5	5	10	4	8	12	22	22	44	14	15	29	11	14	25	49	63	112	41	35	76
22	345	1	2	3	6	12	18	19	30	49	7	14	21	7	24	31	33	59	92	23	39	62
23	470	1	1	2	3	13	16	35	31	66	18	15	33	14	27	41	70	67	137	34	47	81
24	726	2	0	2	9	17	26	50	28	78	41	32	73	25	12	37	117	91	208	71	73	144
	12,084	53	98	151	143	326	469	937	942	1,879	378	505	883	300	612	912	1,517	1,737	3,254	876	1,173	2,049

STERLING HEIGHTS

01	324	6	3	9	5	8	13	8	8	16	21	23	44	3	12	15	45	66	111	12	32	44
02	449	2	1	3	10	22	32	19	20	39	17	48	65	13	12	25	50	72	122	25	40	65
03	500	3	1	4	12	20	32	16	15	31	31	33	64	17	19	36	86	77	163	44	36	80
04	571	1	7	8	14	20	34	14	14	28	28	47	75	22	25	47	71	104	175	39	58	97
05	584	8	7	15	15	14	29	22	25	47	34	40	74	19	23	42	85	108	193	36	38	74
06	296	0	6	6	7	15	22	19	18	37	18	30	48	7	11	18	27	52	79	13	21	34
07	457	4	0	4	7	22	29	32	28	60	28	36	64	11	17	28	62	62	124	22	39	61
08	361	1	4	5	5	12	17	17	21	38	28	38	66	15	13	28	47	43	90	11	22	33
09	239	0	2	2	8	4	12	14	6	20	16	15	31	12	8	20	32	45	77	16	16	32
10	515	7	1	8	11	20	31	31	20	51	32	29	61	17	19	36	78	72	150	39	42	81
11	327	6	4	10	8	10	18	12	15	27	17	32	49	7	12	19	52	55	107	18	18	36
12	592	4	5	9	15	27	42	40	23	63	42	21	63	19	19	38	111	78	189	48	44	92
13	301	2	1	3	13	12	25	18	13	31	25	13	38	2	13	15	48	54	102	8	16	24
14	242	2	3	5	4	9	13	5	3	8	12	22	34	2	8	10	35	44	79	14	28	42
15	335	0	1	1	2	11	13	12	17	29	20	19	39	13	8	21	52	46	98	12	15	27
16	305	2	6	8	6	11	17	11	14	25	9	23	32	10	8	18	36	55	91	21	30	51
17	342	1	1	2	3	10	13	22	17	39	22	25	47	6	16	22	55	53	108	14	11	25
18	510	2	2	4	8	24	32	18	31	49	43	40	83	15	10	25	62	80	142	22	53	75
19	479	3	6	9	11	22	33	14	13	27	26	32	58	20	28	48	67	79	146	28	44	72

20	465	3	7	10	4	16	20	17	28	45	23	51	74	7	19	26	72	74	146	29	42	71
21	261	1	4	5	4	9	13	5	18	23	23	24	47	4	11	15	20	56	76	12	24	36
22	321	2	0	2	2	9	11	21	18	39	18	42	60	8	10	18	29	47	76	18	20	38
23	364	1	3	4	7	14	21	9	13	22	32	35	67	10	20	30	28	63	91	21	18	39
24	261	0	2	2	9	13	22	3	26	29	13	33	46	10	14	24	27	38	65	6	22	28
25	586	2	7	9	9	28	37	22	22	44	39	40	79	15	20	35	80	89	169	38	50	88
26	544	3	9	12	11	25	36	19	27	46	30	56	86	9	21	30	53	101	154	15	49	64
27	428	0	3	3	4	19	23	12	31	43	29	44	73	14	23	37	46	66	112	20	42	62
28	382	1	0	1	10	16	26	11	8	19	25	27	52	9	29	38	38	60	98	17	55	72
29	368	3	3	6	12	13	25	7	16	23	19	33	52	19	16	35	41	55	96	15	46	61
30	207	1	2	3	3	11	14	6	11	17	9	13	22	4	5	9	21	28	49	20	12	32
31	218	3	5	8	3	12	15	4	8	12	15	12	27	4	5	9	23	53	76	13	20	33
32	101	1	2	3	2	4	6	2	3	5	3	9	12	0	7	7	18	18	36	10	10	20
33	373	1	2	3	8	11	19	19	17	36	21	35	56	19	16	35	46	56	102	10	26	36
34	437	1	6	7	11	25	36	3	20	23	23	38	61	16	37	53	48	61	109	10	30	40
35	185	0	5	5	3	17	20	0	11	11	10	21	31	1	9	10	12	34	46	10	19	29
36	516	4	9	13	13	14	27	20	11	31	39	42	81	11	19	30	80	64	144	35	33	68
37	373	0	5	5	8	15	23	11	19	30	31	28	59	4	9	13	43	62	105	20	37	57
38	495	6	8	14	9	16	25	23	11	34	35	31	66	18	18	36	67	69	136	44	50	94
39	328	1	3	4	5	14	19	3	15	18	18	30	48	5	28	33	40	49	89	23	33	56
40	168	0	1	1	1	13	14	2	5	7	8	16	24	3	9	12	28	19	47	11	21	32
41	277	0	9	9	5	14	19	3	13	16	18	30	48	3	15	18	31	36	67	9	30	39
42	418	4	2	6	14	23	37	22	13	35	27	49	76	12	9	21	50	40	90	16	31	47
43	782	8	4	12	21	24	45	35	33	68	71	63	134	22	17	39	104	84	188	36	25	61
44	391	2	2	4	20	13	33	21	12	33	31	22	53	25	12	37	41	40	81	24	18	42
45	437	4	5	9	12	18	30	26	18	44	15	36	51	26	16	42	49	55	104	7	35	42
	17,415	106	169	275	374	699	1,073	670	748	1,418	1,094	1,426	2,520	508	695	1,203	2,236	2,662	4,898	931	1,401	2,332

UTICA

01	126	N/A	2	2	N/A	7	7	N/A	11	11	N/A	14	14	N/A	8	8	N/A	29	29	N/A	19	19
02	294	N/A	6	6	N/A	22	22	N/A	30	30	N/A	35	35	N/A	25	25	N/A	68	68	N/A	35	35
03	254	N/A	9	9	N/A	16	16	N/A	13	13	N/A	37	37	N/A	19	19	N/A	66	66	N/A	43	43
	674	N/A	17	17	N/A	45	45	N/A	54	54	N/A	86	86	N/A	52	52	N/A	163	163	N/A	97	97

VILLAGE OF GROSSE POINTE SHORES

03	21	N/A	1	1	N/A	2	2	N/A	6	6	N/A	2	2	N/A	0	0	N/A	1	1	N/A	0	0
	21	N/A	1	1	N/A	2	2	N/A	6	6	N/A	2	2	N/A	0	0	N/A	1	1	N/A	0	0

WARREN

01	203	0	2	2	4	12	16	2	6	8	3	12	15	3	10	13	20	49	69	15	36	51
02	161	3	2	5	3	8	11	1	8	9	4	13	17	4	7	11	26	32	58	9	21	30
03	350	3	6	9	1	12	13	2	9	11	7	18	25	7	9	16	56	85	141	12	64	76
04	316	2	3	5	2	14	16	4	21	25	5	25	30	2	8	10	35	71	106	19	49	68
05	249	0	3	3	5	6	11	5	7	12	6	19	25	5	6	11	31	57	88	18	38	56
06	386	1	4	5	2	12	14	4	10	14	16	22	38	6	20	26	59	87	146	21	51	72
07	152	0	2	2	1	7	8	2	7	9	5	14	19	1	6	7	19	44	63	6	28	34
08	151	2	3	5	0	7	7	0	4	4	4	8	12	1	1	2	19	28	47	7	40	47
09	193	2	2	4	4	7	11	0	10	10	7	12	19	2	5	7	31	53	84	6	29	35
10	147	1	1	2	2	6	8	2	4	6	3	8	11	1	7	8	15	40	55	7	29	36
11	2	0	0	0	0	0	0	0	0	0	0	0	0	0	0	0	0	2	2	0	0	0
12	115	0	1	1	3	5	8	3	5	8	0	8	8	3	2	5	12	29	41	4	29	33
13	104	1	1	2	2	4	6	1	6	7	1	3	4	0	4	4	18	24	42	2	17	19
14	393	3	4	7	5	5	10	8	20	28	10	23	33	8	30	38	58	83	141	21	56	77
15	174	0	3	3	2	3	5	1	3	4	6	16	22	3	8	11	12	56	68	8	32	40
16	130	0	1	1	0	5	5	2	4	6	4	6	10	2	4	6	18	35	53	13	22	35
17	270	0	3	3	5	14	19	3	6	9	11	16	27	1	17	18	49	58	107	22	37	59
18	64	1	0	1	2	0	2	0	3	3	0	7	7	0	2	2	11	16	27	3	8	11
19	308	1	3	4	3	8	11	6	20	26	5	21	26	4	12	16	43	71	114	10	39	49
20	417	0	7	7	2	10	12	10	16	26	23	25	48	10	11	21	81	70	151	32	55	87
22	517	2	5	7	10	23	33	7	29	36	15	46	61	8	7	15	70	99	169	24	63	87
23	443	5	2	7	7	23	30	9	15	24	14	26	40	3	13	16	76	80	156	28	46	74
24	174	0	3	3	0	5	5	11	7	18	5	15	20	2	12	14	24	31	55	16	14	30
25	244	2	3	5	2	6	8	8	11	19	9	33	42	2	12	14	33	46	79	20	24	44
26	144	0	6	6	1	6	7	2	3	5	3	3	6	1	6	7	15	53	68	8	17	25
27	547	4	2	6	13	18	31	14	22	36	30	31	61	25	34	59	96	86	182	45	40	85

28	278	4	3	7	7	11	18	8	9	17	13	11	24	13	6	19	53	48	101	19	18	37
29	320	1	1	2	8	13	21	12	10	22	6	26	32	3	6	9	57	51	108	28	36	64
30	242	0	1	1	2	10	12	10	25	35	7	14	21	7	7	14	27	46	73	13	22	35
31	619	2	8	10	3	16	19	18	22	40	31	44	75	10	16	26	122	98	220	48	56	104
32	526	2	2	4	10	16	26	15	23	38	22	40	62	16	34	50	70	96	166	40	51	91
33	627	9	10	19	6	22	28	35	20	55	27	38	65	13	37	50	110	108	218	36	46	82
34	240	1	2	3	4	5	9	5	6	11	6	19	25	2	13	15	37	47	84	13	26	39
35	532	1	3	4	9	12	21	17	16	33	26	20	46	11	14	25	91	107	198	42	68	110
36	298	2	2	4	4	13	17	4	7	11	7	22	29	4	4	8	57	72	129	9	30	39
37	490	1	3	4	11	6	17	15	9	24	33	31	64	17	12	29	78	87	165	38	41	79
38	182	0	3	3	4	10	14	1	6	7	4	16	20	5	14	19	21	31	52	10	21	31
39	98	0	2	2	1	2	3	1	0	1	3	3	6	0	1	1	10	25	35	6	30	36
40	278	2	4	6	1	5	6	11	16	27	8	28	36	8	9	17	54	53	107	17	27	44
41	332	0	0	0	4	16	20	7	10	17	28	21	49	6	6	12	55	61	116	15	39	54
42	294	0	1	1	4	7	11	7	10	17	17	17	34	13	7	20	61	57	118	14	31	45
43	500	1	1	2	7	23	30	14	20	34	30	39	69	5	17	22	94	86	180	19	33	52
44	365	5	2	7	7	16	23	8	13	21	21	14	35	2	4	6	81	68	149	24	24	48
45	365	1	4	5	4	9	13	15	17	32	27	27	54	4	9	13	66	59	125	23	25	48
46	336	1	2	3	6	9	15	5	7	12	20	16	36	9	7	16	68	57	125	18	32	50
47	647	5	7	12	5	20	25	13	14	27	27	42	69	25	25	50	103	110	213	42	52	94
48	219	2	0	2	2	4	6	12	4	16	4	10	14	6	6	12	43	44	87	5	21	26
49	599	6	8	14	11	22	33	28	20	48	36	33	69	8	9	17	129	100	229	28	32	60
50	456	1	1	2	1	14	15	21	18	39	27	35	62	9	13	22	76	94	170	25	38	63
51	705	7	3	10	15	15	30	19	25	44	59	45	104	13	19	32	146	109	255	33	48	81
52	402	1	1	2	7	11	18	10	24	34	22	29	51	10	32	42	68	75	143	22	24	46
53	365	3	5	8	4	7	11	13	14	27	23	25	48	8	15	23	49	57	106	26	30	56
54	537	7	4	11	13	15	28	22	21	43	43	23	66	5	23	28	63	112	175	34	38	72
55	473	0	2	2	7	18	25	15	29	44	23	41	64	2	29	31	60	86	146	21	52	73
56	253	1	2	3	5	7	12	9	3	12	15	18	33	2	12	14	50	43	93	17	19	36
57	446	2	5	7	5	19	24	4	33	37	14	32	46	5	19	24	59	95	154	19	44	63
58	696	3	9	12	15	23	38	12	28	40	51	56	107	12	26	38	103	127	230	49	65	114
	19,074	104	173	277	273	622	895	493	735	1,228	876	1,265	2,141	357	704	1,061	3,088	3,694	6,782	1,129	2,003	3,132

WASHINGTON TOWNSHIP

01	347	2	10	12	9	22	31	5	11	16	17	24	41	4	34	38	19	34	53	12	27	39
02	698	10	14	24	17	27	44	36	17	53	58	57	115	22	35	57	65	57	122	22	35	57
03	626	8	14	22	17	29	46	40	29	69	42	67	109	20	38	58	17	52	69	11	22	33
04	364	1	13	14	16	28	44	3	17	20	26	23	49	9	30	39	25	48	73	15	38	53
05	631	12	10	22	22	29	51	8	17	25	50	43	93	41	55	96	38	42	80	16	23	39
06	700	2	8	10	33	32	65	26	28	54	61	59	120	40	63	103	49	48	97	18	15	33
07	581	8	13	21	17	35	52	17	38	55	36	54	90	18	30	48	34	38	72	6	28	34
08	504	1	11	12	12	21	33	30	23	53	50	42	92	7	36	43	51	38	89	24	28	52
09	543	3	11	14	10	24	34	7	16	23	24	65	89	27	71	98	41	54	95	13	18	31
	4,994	47	104	151	153	247	400	172	196	368	364	434	798	188	392	580	339	411	750	137	234	371

TOTALS

	133,581	836	1,700	2,536	2,471	5,205	7,676	4,572	5,794	10,366	7,385	11,201	18,586	3,232	6,876	10,108	14,613	19,348	33,961	6,787	12,809	19,596
--	---------	-----	-------	-------	-------	-------	-------	-------	-------	--------	-------	--------	--------	-------	-------	--------	--------	--------	--------	-------	--------	--------

■ Yellow in the TOTALS column means precinct hasn't reported
 N/A indicates AV (Absentee) results are included in Elec Day results



Election Results

Clerk/Register of Deeds One 4-year term

Official results, updated August 21, 9:05 PM

[Race List](#) | [Race Summary](#) | [Race Details](#) | [Race Details \(Printer Friendly\)](#)

POLL BOOK TOTALS	Debera Guenther (REP)			Carmella Sabaugh (DEM)			Darcy Jakubowski (DEM)			
	AV	Elec Day	TOTAL	AV	Elec Day	TOTAL	AV	Elec Day	TOTAL	
ARMADA TOWNSHIP										
01	720	106	178	284	37	47	84	15	14	29
02	461	49	154	203	25	37	62	5	11	16
	1,181	155	332	487	62	84	146	20	25	45
BRUCE TOWNSHIP										
01	462	68	118	186	26	47	73	4	15	19
02	824	141	264	405	16	55	71	3	14	17
03	460	82	121	203	20	27	47	3	3	6
04	540	69	161	230	16	46	62	1	13	14
	2,286	360	664	1,024	78	175	253	11	45	56
CENTER LINE CITY										
01	346	18	47	65	68	96	164	16	36	52
02	201	20	23	43	47	46	93	9	11	20
03	285	17	31	48	56	91	147	10	31	41
04	206	13	43	56	28	63	91	6	18	24
05	203	10	29	39	40	56	96	11	21	32
	1,241	78	173	251	239	352	591	52	117	169
CHESTERFIELD TOWNSHIP										
01	465	N/A	160	160	N/A	137	137	N/A	55	55
02	396	N/A	156	156	N/A	123	123	N/A	39	39

 Yellow in the TOTALS column means precinct hasn't reported
 N/A indicates AV (Absentee) results are included in Elec Day results



Election Results

Clerk/Register of Deeds One 4-year term

Official results, updated August 21, 9:05 PM

[Race List](#) | [Race Summary](#) | [Race Details](#) | [Race Details \(Printer Friendly\)](#)

POLL BOOK TOTALS	Debera Guenther (REP)			Carmella Sabaugh (DEM)			Darcy Jakubowski (DEM)			
	AV	Elec Day	TOTAL	AV	Elec Day	TOTAL	AV	Elec Day	TOTAL	
ARMADA TOWNSHIP										
01	720	106	178	284	37	47	84	15	14	29
02	461	49	154	203	25	37	62	5	11	16
	1,181	155	332	487	62	84	146	20	25	45
BRUCE TOWNSHIP										
01	462	68	118	186	26	47	73	4	15	19
02	824	141	264	405	16	55	71	3	14	17
03	460	82	121	203	20	27	47	3	3	6
04	540	69	161	230	16	46	62	1	13	14
	2,286	360	664	1,024	78	175	253	11	45	56
CENTER LINE CITY										
01	346	18	47	65	68	96	164	16	36	52
02	201	20	23	43	47	46	93	9	11	20
03	285	17	31	48	56	91	147	10	31	41
04	206	13	43	56	28	63	91	6	18	24
05	203	10	29	39	40	56	96	11	21	32
	1,241	78	173	251	239	352	591	52	117	169
CHESTERFIELD TOWNSHIP										
01	465	N/A	160	160	N/A	137	137	N/A	55	55
02	396	N/A	156	156	N/A	123	123	N/A	39	39
03	481	N/A	152	152	N/A	142	142	N/A	80	80
04	127	N/A	38	38	N/A	39	39	N/A	6	6
05	465	N/A	145	145	N/A	143	143	N/A	44	44
06	378	N/A	121	121	N/A	111	111	N/A	45	45
07	493	N/A	181	181	N/A	140	140	N/A	54	54
08	414	N/A	121	121	N/A	121	121	N/A	50	50
09	322	N/A	108	108	N/A	101	101	N/A	31	31
10	662	N/A	279	279	N/A	148	148	N/A	67	67
11	250	N/A	79	79	N/A	76	76	N/A	30	30
12	226	N/A	80	80	N/A	71	71	N/A	23	23
13	375	N/A	124	124	N/A	126	126	N/A	37	37
14	221	N/A	70	70	N/A	65	65	N/A	16	16
15	56	N/A	14	14	N/A	22	22	N/A	10	10
16	201	N/A	62	62	N/A	69	69	N/A	21	21
17	128	N/A	39	39	N/A	32	32	N/A	16	16
18	264	N/A	88	88	N/A	99	99	N/A	34	34

19	234	N/A	94	94	N/A	72	72	N/A	24	24
20	331	N/A	117	117	N/A	104	104	N/A	32	32
	6,489	N/A	2,228	2,228	N/A	1,941	1,941	N/A	714	714
CLINTON TOWNSHIP										
01	396	76	58	134	74	55	129	17	22	39
02	153	24	28	52	24	27	51	9	11	20
03	232	17	21	38	52	62	114	9	16	25
04	76	14	5	19	25	12	37	2	4	6
05	193	2	9	11	29	110	139	5	15	20
06	352	45	41	86	81	69	150	6	14	20
07	241	34	30	64	44	46	90	19	21	40
08	265	27	53	80	50	49	99	14	15	29
09	187	27	29	56	40	36	76	2	17	19
10	459	82	85	167	83	65	148	10	15	25
11	278	18	43	61	42	78	120	7	21	28
12	169	16	34	50	31	32	63	7	5	12
13	349	21	53	74	58	93	151	9	38	47
14	166	18	28	46	35	37	72	3	12	15
15	306	30	42	72	54	61	115	7	28	35
16	374	69	61	130	83	47	130	14	12	26
17	253	22	40	62	47	53	100	5	12	17
18	357	58	57	115	74	57	131	14	9	23
19	466	90	65	155	92	50	142	19	21	40
20	36	3	6	9	4	11	15	1	8	9
21	222	26	21	47	62	38	100	12	12	24
22	325	40	32	72	85	77	162	14	24	38
23	505	78	82	160	94	61	155	19	23	42
24	313	49	60	109	59	45	104	9	8	17
25	273	30	37	67	52	55	107	13	12	25
26	421	55	81	136	66	57	123	16	23	39
27	396	77	70	147	72	58	130	12	15	27
28	189	25	20	45	48	46	94	7	14	21
29	522	82	127	209	81	81	162	18	23	41
30	300	37	41	78	55	72	127	6	19	25
31	280	29	34	63	35	76	111	7	20	27
32	315	66	33	99	69	41	110	4	9	13
33	414	51	77	128	95	65	160	13	23	36
34	110	7	25	32	13	35	48	0	8	8
35	720	121	83	204	170	95	265	34	34	68
36	322	65	44	109	65	63	128	4	10	14
37	572	103	67	170	126	98	224	32	26	58
38	337	38	65	103	46	64	110	4	16	20
39	335	50	48	98	89	46	135	15	16	31
40	507	53	114	167	80	89	169	16	24	40
41	376	46	50	96	83	56	139	19	24	43
42	344	55	47	102	84	62	146	9	16	25
43	219	32	40	72	41	35	76	11	15	26
44	596	117	77	194	31	83	114	9	20	29

45	373	61	75	136	70	70	140	12	13	25
46	567	145	61	206	143	63	206	22	13	35
	15,161	2,231	2,299	4,530	2,936	2,681	5,617	516	776	1,292
EASTPOINTE										
01	272	11	45	56	33	92	125	1	34	35
02	446	27	66	93	67	148	215	18	35	53
03	374	14	66	80	57	123	180	10	39	49
04	351	25	46	71	51	104	155	11	34	45
05	329	13	61	74	57	111	168	9	35	44
06	341	16	58	74	43	108	151	15	41	56
07	391	10	26	36	58	178	236	8	40	48
08	338	15	25	40	53	137	190	14	31	45
09	361	11	51	62	53	107	160	21	35	56
10	296	19	43	62	67	86	153	15	14	29
11	518	33	69	102	86	165	251	19	35	54
12	531	43	56	99	85	181	266	20	48	68
	4,548	237	612	849	710	1,540	2,250	161	421	582
FRASER										
01	251	10	37	47	55	51	106	14	20	34
02	425	48	102	150	55	84	139	10	20	30
03	557	68	99	167	127	96	223	17	23	40
04	349	43	44	87	52	88	140	11	25	36
05	130	10	12	22	31	31	62	2	8	10
06	452	53	82	135	59	101	160	10	25	35
07	248	35	40	75	34	65	99	13	9	22
	2,412	267	416	683	413	516	929	77	130	207
HARRISON TOWNSHIP										
01	452	84	86	170	41	64	105	12	29	41
02	470	61	78	139	54	88	142	16	26	42
03	338	42	81	123	43	37	80	2	9	11
04	666	106	167	273	51	81	132	6	27	33
05	668	105	166	271	48	51	99	13	24	37
06	565	73	149	222	57	69	126	8	22	30
07	683	95	149	244	63	90	153	13	24	37
08	324	40	55	95	53	56	109	9	26	35
09	513	118	101	219	50	49	99	10	11	21
10	392	51	105	156	31	54	85	10	22	32
	5,071	775	1,137	1,912	491	639	1,130	99	220	319
LENOX TOWNSHIP										
01	469	43	55	98	72	107	179	24	42	66
02	444	23	51	74	81	121	202	18	30	48
03	509	11	83	94	64	177	241	13	70	83
04	167	3	38	41	9	63	72	2	20	22
	1,589	80	227	307	226	468	694	57	162	219
MACOMB TOWNSHIP										
01	323	58	77	135	38	29	67	11	14	25
02	448	77	95	172	53	74	127	8	9	17
03	292	39	98	137	26	29	55	10	9	19
04	432	49	105	154	55	80	135	7	19	26

	391	56	84	140	50	67	117	13	26	39
05	405	36	102	138	43	72	115	6	29	35
	1,834	198	424	622	221	358	579	46	115	161
RAY TOWNSHIP										
01	446	71	155	226	14	26	40	3	6	9
02	618	92	188	280	22	36	58	4	18	22
	1,064	163	343	506	36	62	98	7	24	31
RICHMOND TOWNSHIP										
01	287	N/A	160	160	N/A	48	48	N/A	17	17
02	293	N/A	129	129	N/A	56	56	N/A	32	32
	580	N/A	289	289	N/A	104	104	N/A	49	49
RICHMOND CITY										
01	575	86	111	197	97	93	190	20	30	50
02	372	61	77	138	34	68	102	15	20	35
	947	147	188	335	131	161	292	35	50	85
ROSEVILLE										
01	144	8	26	34	25	43	68	9	8	17
02	206	21	34	55	51	42	93	5	16	21
03	296	23	45	68	71	77	148	25	13	38
04	238	28	49	77	51	49	100	8	19	27
05	342	34	57	91	79	85	164	8	30	38
06	247	6	49	55	59	64	123	5	15	20
07	161	11	38	49	26	41	67	3	18	21
08	280	9	52	61	65	81	146	14	23	37
09	293	30	45	75	70	65	135	14	14	28
10	148	14	23	37	33	30	63	4	14	18
11	173	24	24	48	43	29	72	16	12	28
12	197	18	32	50	41	42	83	8	16	24
13	172	10	19	29	29	38	67	14	28	42
14	292	31	42	73	80	59	139	9	20	29
15	432	39	51	90	106	93	199	27	32	59
16	465	28	76	104	105	120	225	26	37	63
17	191	8	30	38	38	42	80	14	21	35
18	322	38	52	90	63	79	142	6	20	26
19	205	10	43	53	30	51	81	8	20	28
20	242	27	44	71	58	44	102	10	13	23
21	262	24	48	72	58	55	113	9	17	26
	5,308	441	879	1,320	1,181	1,229	2,410	242	406	648
SHELBY TOWNSHIP										
01	770	121	222	343	19	52	71	11	10	21
02	626	108	200	308	22	49	71	6	19	25
03	275	38	81	119	15	27	42	1	12	13
04	489	69	122	191	24	39	63	5	6	11
05	707	136	185	321	38	58	96	11	17	28
06	229	9	79	88	7	29	36	2	14	16
07	766	146	205	351	38	45	83	3	18	21
08	371	69	114	183	13	38	51	4	6	10
09	215	14	67	81	14	29	43	4	11	15
10	390	58	109	167	29	40	69	2	14	16

11	389	52	95	147	25	47	72	3	6	9
12	546	102	143	245	20	34	54	0	10	10
13	372	73	96	169	12	28	40	4	6	10
14	534	73	166	239	19	36	55	4	14	18
15	355	44	95	139	14	25	39	5	12	17
16	792	175	219	394	25	36	61	8	12	20
17	648	95	214	309	22	73	95	3	19	22
18	374	75	90	165	31	41	72	6	14	20
19	420	76	126	202	13	22	35	4	8	12
20	297	39	73	112	23	41	64	5	6	11
21	137	14	36	50	10	28	38	3	7	10
22	860	190	233	423	30	50	80	5	16	21
23	781	144	251	395	19	41	60	4	13	17
24	943	210	264	474	31	47	78	6	11	17
25	595	144	130	274	31	38	69	3	14	17
26	502	131	70	201	66	40	106	15	20	35
27	477	83	103	186	33	60	93	12	19	31
28	801	202	121	323	91	69	160	20	14	34
29	281	24	80	104	16	36	52	2	11	13
	14,942	2,714	3,989	6,703	750	1,198	1,948	161	359	520

ST. CLAIR SHORES

01	898	170	150	320	143	118	261	20	33	53
02	468	65	72	137	68	110	178	18	20	38
03	497	64	79	143	70	94	164	15	27	42
04	340	49	70	119	58	53	111	12	19	31
05	520	42	94	136	68	130	198	6	40	46
06	523	53	86	139	92	130	222	22	29	51
07	329	22	57	79	48	85	133	12	27	39
08	494	56	65	121	74	109	183	19	22	41
09	358	37	56	93	64	61	125	17	27	44
10	587	72	92	164	117	105	222	17	40	57
11	291	33	37	70	44	65	109	13	9	22
12	679	96	111	207	110	146	256	15	35	50
13	904	154	189	343	142	138	280	28	45	73
14	224	24	43	67	34	51	85	5	16	21
15	538	77	71	148	107	107	214	15	31	46
16	606	61	100	161	117	128	245	25	32	57
17	672	86	128	214	120	119	239	20	26	46
18	499	58	101	159	103	93	196	16	24	40
19	434	53	70	123	77	83	160	23	20	43
20	300	40	52	92	50	51	101	15	10	25
21	382	47	55	102	80	85	165	12	12	24
22	345	30	68	98	61	84	145	3	16	19
23	470	53	73	126	86	95	181	24	19	43
24	726	111	79	190	167	127	294	30	38	68
	12,084	1,553	1,998	3,551	2,100	2,367	4,467	402	617	1,019

STERLING HEIGHTS

01	324	46	53	99	51	72	123	7	28	35
----	-----	----	----	----	----	----	-----	---	----	----

02	449	50	80	130	64	93	157	15	26	41
03	500	69	72	141	107	85	192	26	31	57
04	571	68	82	150	95	130	225	15	38	53
05	584	89	86	175	100	114	214	28	33	61
06	296	45	64	109	30	53	83	13	18	31
07	457	68	91	159	66	77	143	23	25	48
08	361	59	74	133	46	49	95	10	16	26
09	239	44	29	73	34	47	81	15	13	28
10	515	96	70	166	106	92	198	19	25	44
11	327	46	60	106	63	55	118	7	18	25
12	592	102	79	181	130	89	219	28	33	61
13	301	54	40	94	49	56	105	9	19	28
14	242	23	38	61	41	54	95	11	19	30
15	335	42	51	93	54	50	104	15	12	27
16	305	36	53	89	43	62	105	17	19	36
17	342	54	57	111	59	48	107	13	17	30
18	510	75	85	160	73	107	180	12	34	46
19	479	71	86	157	89	107	196	13	22	35
20	465	49	90	139	85	85	170	17	30	47
21	261	35	57	92	31	58	89	4	23	27
22	321	53	65	118	36	52	88	10	19	29
23	364	61	74	135	45	65	110	7	23	30
24	261	28	71	99	27	44	71	5	14	19
25	586	77	103	180	96	106	202	24	37	61
26	544	56	120	176	54	111	165	19	33	52
27	428	40	103	143	56	82	138	13	22	35
28	382	48	62	110	43	86	129	12	23	35
29	368	51	70	121	45	76	121	13	23	36
30	207	21	43	64	31	25	56	7	14	21
31	218	26	36	62	31	61	92	7	15	22
32	101	7	20	27	22	20	42	6	6	12
33	373	60	72	132	47	63	110	13	17	30
34	437	50	121	171	44	70	114	12	22	34
35	185	10	50	60	16	41	57	7	13	20
36	516	89	86	175	93	69	162	20	31	51
37	373	47	65	112	55	77	132	13	21	34
38	495	87	73	160	94	92	186	18	24	42
39	328	33	81	114	50	58	108	11	23	34
40	168	14	34	48	34	24	58	4	15	19
41	277	30	69	99	35	50	85	4	17	21
42	418	76	86	162	57	52	109	7	16	23
43	782	154	128	282	130	96	226	21	16	37
44	391	98	57	155	57	48	105	12	8	20
45	437	80	84	164	50	74	124	9	18	27
	17,415	2,517	3,170	5,687	2,664	3,125	5,789	591	969	1,560

UTICA

01	126	N/A	32	32	N/A	32	32	N/A	18	18
02	294	N/A	106	106	N/A	90	90	N/A	14	14
03		N/A			N/A			N/A		

	254		93	93		86	86		26	26
	674	N/A	231	231	N/A	208	208	N/A	58	58
VILLAGE OF GROSSE POINTE SHORES										
03	21	N/A	12	12	N/A	1	1	N/A	0	0
	21	N/A	12	12	N/A	1	1	N/A	0	0
WARREN										
01	203	12	34	46	29	61	90	7	24	31
02	161	14	38	52	30	34	64	6	17	23
03	350	19	47	66	65	119	184	6	38	44
04	316	16	62	78	44	101	145	13	24	37
05	249	19	42	61	42	70	112	8	27	35
06	386	32	53	85	70	102	172	16	37	53
07	152	8	28	36	23	55	78	2	16	18
08	151	7	18	25	26	51	77	4	19	23
09	193	13	31	44	34	71	105	2	18	20
10	147	9	21	30	15	56	71	6	14	20
11	2	0	0	0	0	2	2	0	0	0
12	115	8	22	30	14	40	54	2	18	20
13	104	5	19	24	16	37	53	4	9	13
14	393	26	61	87	73	112	185	11	35	46
15	174	12	30	42	21	68	89	0	15	15
16	130	8	22	30	29	48	77	2	8	10
17	270	22	44	66	71	74	145	2	16	18
18	64	3	10	13	14	18	32	0	9	9
19	308	19	59	78	49	84	133	6	31	37
20	417	40	57	97	94	97	191	26	33	59
22	517	39	100	139	86	132	218	14	41	55
23	443	41	64	105	91	99	190	21	32	53
24	174	15	37	52	33	37	70	7	10	17
25	244	24	54	78	48	63	111	6	8	14
26	144	5	20	25	21	55	76	3	15	18
27	547	78	90	168	129	113	242	19	18	37
28	278	37	32	69	66	66	132	8	9	17
29	320	31	40	71	78	70	148	10	18	28
30	242	27	44	71	34	62	96	10	10	20
31	619	66	94	160	146	128	274	27	36	63
32	526	55	103	158	102	113	215	17	34	51
33	627	84	99	183	129	126	255	25	36	61
34	240	21	40	61	45	58	103	6	21	27
35	532	62	59	121	104	122	226	36	49	85
36	298	21	40	61	55	84	139	10	16	26
37	490	67	60	127	98	94	192	23	35	58
38	182	12	44	56	28	47	75	5	6	11
39	98	5	4	9	16	34	50	1	20	21
40	278	27	54	81	60	62	122	13	18	31
41	332	33	45	78	60	82	142	13	25	38
42	294	35	38	73	64	71	135	9	16	25
43	500	47	81	128	95	93	188	22	32	54
44	365	37	44	81	92	79	171	24	18	42

45	365	46	61	107	76	63	139	17	17	34
46	336	42	45	87	82	71	153	10	21	31
47	647	71	99	170	136	115	251	26	48	74
48	219	29	24	53	43	52	95	7	15	22
49	599	85	82	167	144	109	253	18	28	46
50	456	59	68	127	92	107	199	14	25	39
51	705	101	88	189	165	107	272	33	46	79
52	402	44	84	128	79	76	155	12	20	32
53	365	52	51	103	54	67	121	19	27	46
54	537	76	83	159	87	122	209	18	32	50
55	473	46	106	152	80	110	190	10	32	42
56	253	28	39	67	63	59	122	8	10	18
57	446	33	96	129	68	113	181	10	33	43
58	696	86	119	205	128	150	278	28	40	68
	19,074	1,959	3,029	4,988	3,736	4,511	8,247	682	1,325	2,007
WASHINGTON TOWNSHIP										
01	347	35	93	128	29	46	75	1	13	14
02	698	171	142	313	71	62	133	17	25	42
03	626	130	172	302	25	51	76	1	13	14
04	364	48	97	145	32	61	93	5	23	28
05	631	139	156	295	47	47	94	4	11	15
06	700	172	179	351	59	52	111	9	10	19
07	581	103	156	259	31	45	76	4	13	17
08	504	103	126	229	64	45	109	9	17	26
09	543	65	159	224	39	57	96	13	10	23
	4,994	966	1,280	2,246	397	466	863	63	135	198
TOTALS										
	133,581	17,321	27,062	44,383	18,253	24,459	42,712	3,609	7,325	10,934

■ Yellow in the TOTALS column means precinct hasn't reported
 N/A indicates AV (Absentee) results are included in Elec Day results



Election Results

Treasurer One 4-year term

Official results, updated August 21, 9:05 PM

[Race List](#) | [Race Summary](#) | [Race Details](#) | [Race Details \(Printer Friendly\)](#)

POLL BOOK TOTALS	Erin A. Stahl (REP)			Larry Rocca (REP)			Ted B. Wahby (DEM)			
	AV	Elec Day	TOTAL	AV	Elec Day	TOTAL	AV	Elec Day	TOTAL	
ARMADA TOWNSHIP										
01	720	65	110	175	49	87	136	43	51	94
02	461	34	100	134	14	64	78	26	34	60
	1,181	99	210	309	63	151	214	69	85	154
BRUCE TOWNSHIP										
01	462	42	76	118	30	50	80	24	52	76
02	824	79	165	244	59	107	166	18	57	75
03	460	49	63	112	43	76	119	21	26	47
04	540	51	99	150	29	75	104	16	49	65
	2,286	221	403	624	161	308	469	79	184	263
CENTER LINE CITY										
01	346	8	28	36	11	30	41	76	116	192
02	201	8	13	21	16	15	31	51	50	101
03	285	11	18	29	8	19	27	59	107	166
04	206	8	21	29	6	27	33	28	73	101
05	203	5	14	19	6	21	27	48	64	112
	1,241	40	94	134	47	112	159	262	410	672
CHESTERFIELD TOWNSHIP										
01	465	N/A	100	100	N/A	76	76	N/A	159	159
02	396	N/A	101	101	N/A	70	70	N/A	135	135

 Yellow in the TOTALS column means precinct hasn't reported
 N/A indicates AV (Absentee) results are included in Elec Day results



Election Results

Treasurer One 4-year term

Official results, updated August 21, 9:05 PM

[Race List](#) | [Race Summary](#) | [Race Details](#) | [Race Details \(Printer Friendly\)](#)

POLL BOOK TOTALS	Erin A. Stahl (REP)			Larry Rocca (REP)			Ted B. Wahby (DEM)			
	AV	Elec Day	TOTAL	AV	Elec Day	TOTAL	AV	Elec Day	TOTAL	
ARMADA TOWNSHIP										
01	720	65	110	175	49	87	136	43	51	94
02	461	34	100	134	14	64	78	26	34	60
	1,181	99	210	309	63	151	214	69	85	154
BRUCE TOWNSHIP										
01	462	42	76	118	30	50	80	24	52	76
02	824	79	165	244	59	107	166	18	57	75
03	460	49	63	112	43	76	119	21	26	47
04	540	51	99	150	29	75	104	16	49	65
	2,286	221	403	624	161	308	469	79	184	263
CENTER LINE CITY										
01	346	8	28	36	11	30	41	76	116	192
02	201	8	13	21	16	15	31	51	50	101
03	285	11	18	29	8	19	27	59	107	166
04	206	8	21	29	6	27	33	28	73	101
05	203	5	14	19	6	21	27	48	64	112
	1,241	40	94	134	47	112	159	262	410	672
CHESTERFIELD TOWNSHIP										
01	465	N/A	100	100	N/A	76	76	N/A	159	159
02	396	N/A	101	101	N/A	70	70	N/A	135	135
03	481	N/A	89	89	N/A	79	79	N/A	179	179
04	127	N/A	36	36	N/A	12	12	N/A	39	39
05	465	N/A	96	96	N/A	62	62	N/A	161	161
06	378	N/A	81	81	N/A	52	52	N/A	144	144
07	493	N/A	110	110	N/A	78	78	N/A	166	166
08	414	N/A	91	91	N/A	53	53	N/A	139	139
09	322	N/A	65	65	N/A	56	56	N/A	113	113
10	662	N/A	190	190	N/A	115	115	N/A	173	173
11	250	N/A	50	50	N/A	39	39	N/A	92	92
12	226	N/A	61	61	N/A	27	27	N/A	74	74
13	375	N/A	70	70	N/A	69	69	N/A	143	143
14	221	N/A	44	44	N/A	38	38	N/A	69	69
15	56	N/A	6	6	N/A	8	8	N/A	31	31
16	201	N/A	40	40	N/A	28	28	N/A	85	85
17	128	N/A	18	18	N/A	19	19	N/A	44	44
18	264	N/A	50	50	N/A	45	45	N/A	122	122

19	234	N/A	61	61	N/A	44	44	N/A	83	83
20	331	N/A	68	68	N/A	57	57	N/A	117	117
	6,489	N/A	1,427	1,427	N/A	1,027	1,027	N/A	2,268	2,268

CLINTON TOWNSHIP

01	396	33	30	63	54	38	92	83	62	145
02	153	12	20	32	13	13	26	29	30	59
03	232	3	13	16	14	15	29	53	69	122
04	76	8	4	12	6	2	8	22	13	35
05	193	1	5	6	1	7	8	32	106	138
06	352	28	23	51	26	29	55	79	72	151
07	241	15	20	35	20	14	34	58	55	113
08	265	16	43	59	17	18	35	55	51	106
09	187	14	11	25	16	24	40	33	48	81
10	459	40	49	89	50	53	103	72	69	141
11	278	5	22	27	16	32	48	43	85	128
12	169	13	24	37	5	20	25	32	35	67
13	349	8	31	39	16	34	50	60	115	175
14	166	7	14	21	12	17	29	34	40	74
15	306	16	24	40	19	31	50	54	75	129
16	374	33	32	65	52	39	91	93	53	146
17	253	14	25	39	17	22	39	49	58	107
18	357	29	37	66	34	41	75	77	55	132
19	466	40	27	67	67	50	117	91	58	149
20	36	2	1	3	1	7	8	5	12	17
21	222	17	8	25	16	17	33	63	44	107
22	325	23	19	42	18	21	39	86	90	176
23	505	35	41	76	63	63	126	99	77	176
24	313	26	33	59	30	32	62	58	49	107
25	273	15	21	36	24	28	52	59	62	121
26	421	38	35	73	29	63	92	68	71	139
27	396	36	36	72	50	44	94	71	67	138
28	189	9	12	21	15	11	26	52	54	106
29	522	36	49	85	63	91	154	87	85	172
30	300	19	28	47	28	19	47	57	70	127
31	280	12	20	32	19	25	44	37	86	123
32	315	36	20	56	41	26	67	61	45	106
33	414	28	27	55	32	59	91	95	78	173
34	110	2	15	17	5	11	16	13	38	51
35	720	58	33	91	95	76	171	193	111	304
36	322	31	26	57	36	26	62	60	60	120
37	572	48	35	83	65	47	112	145	108	253
38	337	23	43	66	19	46	65	43	73	116
39	335	16	24	40	39	30	69	102	54	156
40	507	31	49	80	32	87	119	83	96	179
41	376	23	25	48	29	35	64	96	65	161
42	344	27	28	55	34	25	59	89	70	159
43	219	14	20	34	22	25	47	50	40	90
44	596	61	32	93	64	54	118	35	91	126

45	373	37	33	70	32	55	87	75	75	150
46	567	78	31	109	94	33	127	142	67	209
	15,161	1,116	1,198	2,314	1,450	1,555	3,005	3,073	2,987	6,060
EASTPOINTE										
01	272	3	31	34	8	22	30	31	112	143
02	446	20	41	61	9	37	46	74	160	234
03	374	10	38	48	8	35	43	59	135	194
04	351	16	27	43	13	27	40	57	121	178
05	329	6	32	38	8	32	40	60	129	189
06	341	5	32	37	13	29	42	52	130	182
07	391	9	16	25	4	15	19	60	198	258
08	338	9	11	20	6	16	22	63	155	218
09	361	6	28	34	8	31	39	68	128	196
10	296	13	30	43	9	19	28	82	91	173
11	518	26	39	65	13	42	55	94	181	275
12	531	24	31	55	27	31	58	88	206	294
	4,548	147	356	503	126	336	462	788	1,746	2,534
FRASER										
01	251	7	26	33	8	21	29	61	60	121
02	425	31	58	89	24	62	86	59	87	146
03	557	46	61	107	33	50	83	136	105	241
04	349	25	30	55	26	25	51	56	94	150
05	130	6	6	12	6	12	18	32	33	65
06	452	32	42	74	33	55	88	57	109	166
07	248	18	25	43	22	16	38	43	68	111
	2,412	165	248	413	152	241	393	444	556	1,000
HARRISON TOWNSHIP										
01	452	52	48	100	36	52	88	45	86	131
02	470	37	58	95	30	35	65	67	98	165
03	338	25	52	77	23	46	69	40	43	83
04	666	70	125	195	45	64	109	47	93	140
05	668	68	99	167	56	95	151	54	68	122
06	565	57	97	154	33	77	110	61	78	139
07	683	60	76	136	53	93	146	67	96	163
08	324	28	35	63	11	27	38	51	74	125
09	513	80	52	132	55	66	121	53	51	104
10	392	38	71	109	14	47	61	36	62	98
	5,071	515	713	1,228	356	602	958	521	749	1,270
LENOX TOWNSHIP										
01	469	22	32	54	19	24	43	62	108	170
02	444	15	35	50	11	18	29	82	127	209
03	509	7	40	47	3	50	53	66	207	273
04	167	2	24	26	1	16	17	11	71	82
	1,589	46	131	177	34	108	142	221	513	734
MACOMB TOWNSHIP										
01	323	21	42	63	40	45	85	45	35	80
02	448	49	57	106	34	48	82	56	70	126
03	292	16	46	62	21	62	83	32	37	69
04	432	30	48	78	30	63	93	64	82	146

	391	37	44	81	26	43	69	56	78	134
05	405	27	67	94	16	55	71	42	84	126
	1,834	127	267	394	96	202	298	233	399	632
RAY TOWNSHIP										
01	446	45	91	136	26	89	115	12	23	35
02	618	61	116	177	44	104	148	22	39	61
	1,064	106	207	313	70	193	263	34	62	96
RICHMOND TOWNSHIP										
01	287	N/A	105	105	N/A	51	51	N/A	50	50
02	293	N/A	67	67	N/A	56	56	N/A	65	65
	580	N/A	172	172	N/A	107	107	N/A	115	115
RICHMOND CITY										
01	575	52	75	127	41	43	84	113	105	218
02	372	54	58	112	16	24	40	45	75	120
	947	106	133	239	57	67	124	158	180	338
ROSEVILLE										
01	144	3	14	17	5	15	20	31	46	77
02	206	14	20	34	9	20	29	53	49	102
03	296	14	20	34	15	27	42	87	87	174
04	238	21	27	48	11	24	35	56	66	122
05	342	15	33	48	20	31	51	78	102	180
06	247	5	29	34	3	25	28	54	72	126
07	161	5	18	23	6	21	27	28	50	78
08	280	6	24	30	6	34	40	76	98	174
09	293	19	22	41	18	33	51	78	69	147
10	148	11	14	25	5	13	18	33	41	74
11	173	14	12	26	13	15	28	58	38	96
12	197	14	22	36	11	14	25	47	53	100
13	172	7	9	16	6	12	18	39	56	95
14	292	23	22	45	9	22	31	79	68	147
15	432	22	29	51	26	27	53	122	106	228
16	465	21	46	67	8	43	51	118	132	250
17	191	7	15	22	4	18	22	55	58	113
18	322	22	27	49	17	35	52	65	86	151
19	205	7	20	27	4	28	32	33	65	98
20	242	13	26	39	16	24	40	64	45	109
21	262	14	26	40	15	29	44	64	72	136
	5,308	277	475	752	227	510	737	1,318	1,459	2,777
SHELBY TOWNSHIP										
01	770	59	131	190	72	137	209	26	52	78
02	626	75	132	207	46	94	140	25	61	86
03	275	26	40	66	25	57	82	17	33	50
04	489	53	74	127	37	76	113	27	36	63
05	707	70	120	190	77	97	174	44	69	113
06	229	4	44	48	4	44	48	10	37	47
07	766	97	106	203	73	134	207	40	58	98
08	371	45	69	114	22	56	78	16	40	56
09	215	12	34	46	9	36	45	17	39	56
10	390	49	68	117	14	59	73	32	46	78

11	389	25	64	89	27	50	77	25	47	72
12	546	62	90	152	56	69	125	21	38	59
13	372	47	52	99	41	55	96	14	34	48
14	534	48	103	151	27	93	120	21	52	73
15	355	22	47	69	29	65	94	17	33	50
16	792	102	131	233	90	111	201	30	48	78
17	648	56	131	187	57	112	169	23	79	102
18	374	39	57	96	36	38	74	31	52	83
19	420	43	64	107	52	66	118	16	30	46
20	297	19	50	69	24	42	66	28	40	68
21	137	6	15	21	9	23	32	13	35	48
22	860	92	131	223	112	135	247	31	60	91
23	781	87	142	229	89	135	224	19	46	65
24	943	122	164	286	105	140	245	34	52	86
25	595	84	61	145	72	95	167	34	50	84
26	502	75	43	118	56	33	89	73	51	124
27	477	37	52	89	51	67	118	40	72	112
28	801	129	82	211	103	55	158	107	75	182
29	281	6	38	44	16	59	75	17	42	59
	14,942	1,591	2,335	3,926	1,431	2,233	3,664	848	1,407	2,255

ST. CLAIR SHORES

01	898	95	82	177	98	96	194	154	139	293
02	468	45	52	97	30	39	69	77	133	210
03	497	40	59	99	39	43	82	84	118	202
04	340	26	45	71	31	38	69	60	64	124
05	520	22	82	104	30	40	70	75	153	228
06	523	44	59	103	21	46	67	108	137	245
07	329	18	46	64	11	30	41	56	105	161
08	494	31	54	85	42	37	79	87	128	215
09	358	24	33	57	15	36	51	75	82	157
10	587	50	68	118	38	44	82	127	134	261
11	291	20	20	40	24	28	52	47	75	122
12	679	64	85	149	43	57	100	124	164	288
13	904	77	99	176	94	131	225	160	169	329
14	224	11	27	38	14	27	41	32	64	96
15	538	36	53	89	49	35	84	119	139	258
16	606	47	68	115	34	55	89	135	146	281
17	672	61	90	151	44	85	129	137	119	256
18	499	43	74	117	26	51	77	117	107	224
19	434	27	38	65	35	50	85	93	96	189
20	300	26	43	69	23	21	44	67	57	124
21	382	32	41	73	28	27	55	85	91	176
22	345	17	43	60	19	39	58	53	89	142
23	470	29	47	76	39	47	86	106	108	214
24	726	89	44	133	47	51	98	191	157	348
	12,084	974	1,352	2,326	874	1,153	2,027	2,369	2,774	5,143

STERLING HEIGHTS

01	324	14	20	34	33	43	76	56	95	151
----	-----	----	----	----	----	----	----	----	----	-----

02	449	22	38	60	40	64	104	69	107	176
03	500	34	44	78	51	52	103	124	105	229
04	571	32	41	73	49	78	127	102	155	257
05	584	49	60	109	56	56	112	119	133	252
06	296	15	36	51	37	51	88	41	67	108
07	457	30	41	71	55	60	115	77	95	172
08	361	33	37	70	42	61	103	54	58	112
09	239	21	17	38	33	20	53	39	56	95
10	515	31	39	70	73	60	133	109	101	210
11	327	26	28	54	28	46	74	64	70	134
12	592	64	35	99	67	64	131	147	115	262
13	301	21	19	40	39	38	77	50	62	112
14	242	8	20	28	22	29	51	42	62	104
15	335	18	16	34	41	51	92	60	56	116
16	305	11	20	31	33	53	86	55	74	129
17	342	20	31	51	45	49	94	65	61	126
18	510	27	55	82	67	62	129	76	126	202
19	479	29	44	73	52	62	114	92	111	203
20	465	20	41	61	39	90	129	98	95	193
21	261	12	29	41	29	44	73	28	69	97
22	321	19	36	55	40	50	90	45	62	107
23	364	17	28	45	51	68	119	50	80	130
24	261	15	28	43	24	62	86	28	52	80
25	586	36	55	91	61	80	141	106	127	233
26	544	30	65	95	45	98	143	62	130	192
27	428	24	53	77	32	68	100	58	96	154
28	382	26	31	57	34	51	85	47	99	146
29	368	26	38	64	38	49	87	48	87	135
30	207	7	19	26	20	36	56	37	38	75
31	218	15	22	37	16	25	41	35	72	107
32	101	1	8	9	7	18	25	26	24	50
33	373	27	32	59	45	64	109	53	74	127
34	437	18	51	69	41	91	132	52	82	134
35	185	3	32	35	11	34	45	21	45	66
36	516	34	44	78	67	67	134	100	88	188
37	373	26	49	75	30	38	68	58	80	138
38	495	35	39	74	76	53	129	101	109	210
39	328	17	35	52	20	62	82	50	76	126
40	168	4	19	23	9	24	33	34	35	69
41	277	18	28	46	17	51	68	39	54	93
42	418	26	60	86	61	61	122	58	59	117
43	782	68	63	131	114	102	216	131	100	231
44	391	27	24	51	85	60	145	60	50	110
45	437	31	37	68	59	72	131	47	86	133
	17,415	1,087	1,607	2,694	1,934	2,517	4,451	2,913	3,678	6,591

UTICA

01	126	N/A	9	9	N/A	35	35	N/A	43	43
02	294	N/A	61	61	N/A	67	67	N/A	90	90
03		N/A			N/A			N/A		

	254		37	37		72	72		97	97
	674	N/A	107	107	N/A	174	174	N/A	230	230
VILLAGE OF GROSSE POINTE SHORES										
03	21	N/A	6	6	N/A	4	4	N/A	1	1
	21	N/A	6	6	N/A	4	4	N/A	1	1
WARREN										
01	203	6	25	31	6	17	23	34	78	112
02	161	13	22	35	3	17	20	33	43	76
03	350	10	34	44	10	24	34	67	136	203
04	316	4	32	36	11	36	47	50	110	160
05	249	14	19	33	7	23	30	48	89	137
06	386	7	20	27	24	43	67	80	124	204
07	152	2	22	24	7	11	18	22	67	89
08	151	3	8	11	3	12	15	24	64	88
09	193	8	15	23	7	20	27	35	78	113
10	147	6	15	21	4	12	16	19	64	83
11	2	0	0	0	0	0	0	0	2	2
12	115	3	11	14	6	14	20	15	54	69
13	104	3	13	16	3	9	12	14	35	49
14	393	19	40	59	12	40	52	74	130	204
15	174	7	24	31	5	9	14	21	83	104
16	130	3	10	13	5	11	16	28	48	76
17	270	16	33	49	6	23	29	65	85	150
18	64	3	6	9	0	6	6	13	22	35
19	308	8	36	44	12	29	41	50	98	148
20	417	21	28	49	24	40	64	106	107	213
22	517	20	55	75	21	57	78	93	138	231
23	443	15	35	50	31	39	70	103	120	223
24	174	10	23	33	10	17	27	36	41	77
25	244	9	26	35	17	34	51	46	66	112
26	144	4	17	21	2	10	12	23	62	85
27	547	35	40	75	51	69	120	130	115	245
28	278	21	15	36	26	24	50	65	58	123
29	320	15	29	44	21	25	46	78	74	152
30	242	16	27	43	14	28	42	39	53	92
31	619	22	42	64	52	62	114	151	138	289
32	526	38	62	100	28	53	81	106	133	239
33	627	37	47	84	48	71	119	135	141	276
34	240	10	21	31	13	23	36	50	63	113
35	532	30	30	60	32	36	68	133	142	275
36	298	11	29	40	12	19	31	56	87	143
37	490	40	29	69	37	39	76	101	108	209
38	182	7	22	29	7	26	33	26	43	69
39	98	2	4	6	4	3	7	15	47	62
40	278	11	31	42	20	31	51	61	69	130
41	332	14	25	39	28	32	60	67	93	160
42	294	21	19	40	17	23	40	59	75	134
43	500	26	49	75	34	55	89	88	107	195
44	365	20	31	51	23	20	43	97	86	183

45	365	25	22	47	31	43	74	87	73	160
46	336	21	22	43	22	19	41	79	79	158
47	647	36	65	101	51	50	101	120	132	252
48	219	15	8	23	13	17	30	43	54	97
49	599	39	44	83	52	52	104	143	124	267
50	456	23	46	69	36	42	78	90	118	208
51	705	58	41	99	57	64	121	162	128	290
52	402	27	43	70	20	53	73	76	80	156
53	365	24	26	50	31	39	70	63	78	141
54	537	42	35	77	50	58	108	80	132	212
55	473	21	43	64	23	75	98	75	123	198
56	253	15	15	30	17	29	46	64	64	128
57	446	23	51	74	12	61	73	73	122	195
58	696	55	82	137	38	60	98	133	155	288
	19,074	1,014	1,664	2,678	1,156	1,854	3,010	3,844	5,038	8,882
WASHINGTON TOWNSHIP										
01	347	30	56	86	10	38	48	26	45	71
02	698	86	85	171	91	70	161	81	71	152
03	626	77	91	168	60	86	146	24	60	84
04	364	31	58	89	27	51	78	35	70	105
05	631	86	106	192	61	55	116	48	48	96
06	700	85	95	180	94	106	200	63	50	113
07	581	67	102	169	52	80	132	33	49	82
08	504	57	65	122	52	75	127	67	58	125
09	543	44	106	150	34	83	117	48	53	101
	4,994	563	764	1,327	481	644	1,125	425	504	929
TOTALS										
	133,581	9,531	15,644	25,175	10,054	15,779	25,833	19,654	27,822	47,476

■ Yellow in the TOTALS column means precinct hasn't reported
 N/A indicates AV (Absentee) results are included in Elec Day results



Election Results

Public Works Commissioner One 4-year term

Official results, updated August 21, 9:05 PM

[Race List](#) | [Race Summary](#) | [Race Details](#) | [Race Details \(Printer Friendly\)](#)

POLL BOOK TOTALS	Anthony V. Marrocco (DEM)			Douglas Martz (DEM)			John H. Becker (DEM)			
	AV	Elec Day	TOTAL	AV	Elec Day	TOTAL	AV	Elec Day	TOTAL	
ARMADA TOWNSHIP										
01	720	25	31	56	6	11	17	17	12	29
02	461	15	21	36	2	11	13	9	10	19
	1,181	40	52	92	8	22	30	26	22	48
BRUCE TOWNSHIP										
01	462	11	32	43	8	7	15	9	11	20
02	824	10	33	43	0	12	12	7	16	23
03	460	13	19	32	6	5	11	4	3	7
04	540	10	27	37	4	10	14	3	18	21
	2,286	44	111	155	18	34	52	23	48	71
CENTER LINE CITY										
01	346	43	75	118	17	16	33	16	35	51
02	201	35	38	73	5	8	13	10	11	21
03	285	37	60	97	6	23	29	17	33	50
04	206	19	44	63	2	7	9	9	26	35
05	203	33	39	72	4	16	20	9	18	27
	1,241	167	256	423	34	70	104	61	123	184
CHESTERFIELD TOWNSHIP										
01	465	N/A	99	99	N/A	29	29	N/A	51	51
02	396	N/A	71	71	N/A	34	34	N/A	46	46

Yellow in the TOTALS column means precinct hasn't reported
 N/A indicates AV (Absentee) results are included in Elec Day results



Election Results

Public Works Commissioner One 4-year term

Official results, updated August 21, 9:05 PM

[Race List](#) | [Race Summary](#) | [Race Details](#) | [Race Details \(Printer Friendly\)](#)

POLL BOOK TOTALS	Anthony V. Marrocco (DEM)			Douglas Martz (DEM)			John H. Becker (DEM)			
	AV	Elec Day	TOTAL	AV	Elec Day	TOTAL	AV	Elec Day	TOTAL	
ARMADA TOWNSHIP										
01	720	25	31	56	6	11	17	17	12	29
02	461	15	21	36	2	11	13	9	10	19
	1,181	40	52	92	8	22	30	26	22	48
BRUCE TOWNSHIP										
01	462	11	32	43	8	7	15	9	11	20
02	824	10	33	43	0	12	12	7	16	23
03	460	13	19	32	6	5	11	4	3	7
04	540	10	27	37	4	10	14	3	18	21
	2,286	44	111	155	18	34	52	23	48	71
CENTER LINE CITY										
01	346	43	75	118	17	16	33	16	35	51
02	201	35	38	73	5	8	13	10	11	21
03	285	37	60	97	6	23	29	17	33	50
04	206	19	44	63	2	7	9	9	26	35
05	203	33	39	72	4	16	20	9	18	27
	1,241	167	256	423	34	70	104	61	123	184
CHESTERFIELD TOWNSHIP										
01	465	N/A	99	99	N/A	29	29	N/A	51	51
02	396	N/A	71	71	N/A	34	34	N/A	46	46
03	481	N/A	109	109	N/A	42	42	N/A	51	51
04	127	N/A	26	26	N/A	12	12	N/A	6	6
05	465	N/A	97	97	N/A	38	38	N/A	46	46
06	378	N/A	102	102	N/A	21	21	N/A	40	40
07	493	N/A	113	113	N/A	28	28	N/A	44	44
08	414	N/A	92	92	N/A	31	31	N/A	33	33
09	322	N/A	86	86	N/A	20	20	N/A	25	25
10	662	N/A	110	110	N/A	47	47	N/A	38	38
11	250	N/A	52	52	N/A	23	23	N/A	23	23
12	226	N/A	34	34	N/A	19	19	N/A	31	31
13	375	N/A	92	92	N/A	26	26	N/A	33	33
14	221	N/A	40	40	N/A	20	20	N/A	15	15
15	56	N/A	20	20	N/A	3	3	N/A	9	9
16	201	N/A	59	59	N/A	16	16	N/A	14	14
17	128	N/A	22	22	N/A	13	13	N/A	11	11
18	264	N/A	79	79	N/A	24	24	N/A	23	23

19	234	N/A	56	56	N/A	15	15	N/A	15	15
20	331	N/A	65	65	N/A	28	28	N/A	36	36
	6,489	N/A	1,424	1,424	N/A	489	489	N/A	590	590
CLINTON TOWNSHIP										
01	396	47	41	88	13	13	26	27	16	43
02	153	11	17	28	8	7	15	12	8	20
03	232	36	48	84	12	13	25	10	16	26
04	76	14	5	19	2	1	3	7	9	16
05	193	25	66	91	4	17	21	4	28	32
06	352	49	47	96	14	16	30	12	14	26
07	241	35	42	77	7	10	17	18	9	27
08	265	38	36	74	13	17	30	10	10	20
09	187	16	28	44	11	16	27	9	7	16
10	459	52	51	103	16	16	32	18	8	26
11	278	31	61	92	7	17	24	8	15	23
12	169	16	25	41	4	6	10	13	7	20
13	349	38	83	121	6	13	19	20	24	44
14	166	23	21	44	7	16	23	5	5	10
15	306	41	50	91	5	21	26	11	8	19
16	374	64	34	98	9	11	20	17	9	26
17	253	33	41	74	8	6	14	7	16	23
18	357	46	37	83	13	14	27	22	6	28
19	466	58	36	94	19	9	28	21	13	34
20	36	0	6	6	1	3	4	4	6	10
21	222	38	22	60	9	9	18	16	11	27
22	325	57	52	109	16	17	33	14	23	37
23	505	67	53	120	20	13	33	18	16	34
24	313	38	26	64	7	7	14	19	17	36
25	273	34	46	80	9	5	14	14	16	30
26	421	51	48	99	16	10	26	9	13	22
27	396	44	50	94	10	9	19	17	10	27
28	189	29	28	57	11	6	17	15	22	37
29	522	59	59	118	15	24	39	20	9	29
30	300	32	52	84	6	19	25	15	12	27
31	280	19	55	74	13	12	25	3	20	23
32	315	45	31	76	11	10	21	11	5	16
33	414	59	54	113	14	12	26	25	17	42
34	110	7	22	29	3	16	19	4	4	8
35	720	136	80	216	32	14	46	24	28	52
36	322	49	45	94	3	8	11	10	14	24
37	572	90	74	164	17	13	30	35	24	59
38	337	26	42	68	8	19	27	11	15	26
39	335	60	39	99	24	8	32	13	9	22
40	507	67	68	135	13	23	36	11	15	26
41	376	71	44	115	12	14	26	15	17	32
42	344	55	48	103	12	14	26	22	13	35
43	219	35	33	68	10	5	15	3	11	14
44	596	24	63	87	3	15	18	8	25	33

45	373	47	55	102	19	11	30	14	12	26
46	567	91	48	139	17	6	23	44	17	61
	15,161	2,003	2,012	4,015	509	561	1,070	665	629	1,294
EASTPOINTE										
01	272	20	59	79	5	18	23	7	35	42
02	446	56	91	147	11	30	41	8	46	54
03	374	35	76	111	11	34	45	11	25	36
04	351	38	65	103	7	28	35	9	31	40
05	329	37	78	115	14	24	38	11	33	44
06	341	30	70	100	5	32	37	16	34	50
07	391	35	100	135	13	35	48	13	62	75
08	338	43	90	133	8	20	28	15	51	66
09	361	48	66	114	8	27	35	10	41	51
10	296	52	53	105	11	16	27	16	25	41
11	518	62	111	173	11	32	43	26	47	73
12	531	58	105	163	9	32	41	29	65	94
	4,548	514	964	1,478	113	328	441	171	495	666
FRASER										
01	251	34	34	68	15	14	29	17	18	35
02	425	42	59	101	8	15	23	10	19	29
03	557	97	80	177	15	15	30	19	20	39
04	349	36	69	105	12	19	31	12	15	27
05	130	17	21	38	5	5	10	8	10	18
06	452	41	74	115	9	22	31	8	19	27
07	248	29	42	71	8	11	19	9	14	23
	2,412	296	379	675	72	101	173	83	115	198
HARRISON TOWNSHIP										
01	452	32	47	79	8	23	31	9	16	25
02	470	40	67	107	11	25	36	12	15	27
03	338	18	30	48	18	9	27	5	6	11
04	666	31	66	97	20	32	52	4	11	15
05	668	30	38	68	15	22	37	8	14	22
06	565	37	54	91	13	10	23	10	17	27
07	683	36	65	101	13	24	37	19	14	33
08	324	32	42	74	9	19	28	13	15	28
09	513	28	28	56	20	13	33	6	11	17
10	392	22	39	61	7	17	24	8	13	21
	5,071	306	476	782	134	194	328	94	132	226
LENOX TOWNSHIP										
01	469	33	63	96	18	26	44	33	46	79
02	444	41	82	123	23	31	54	25	30	55
03	509	54	162	216	8	36	44	10	46	56
04	167	7	53	60	1	10	11	4	20	24
	1,589	135	360	495	50	103	153	72	142	214
MACOMB TOWNSHIP										
01	323	25	29	54	6	4	10	14	10	24
02	448	30	44	74	13	13	26	9	15	24
03	292	16	25	41	2	7	9	14	7	21
04	432	42	46	88	8	22	30	11	20	31

	391	24	45	69	11	10	21	20	30	50
05	405	25	49	74	10	24	34	9	23	32
	1,834	130	232	362	46	88	134	73	121	194
RAY TOWNSHIP										
01	446	5	17	22	5	5	10	6	5	11
02	618	14	27	41	2	12	14	8	12	20
	1,064	19	44	63	7	17	24	14	17	31
RICHMOND TOWNSHIP										
01	287	N/A	27	27	N/A	16	16	N/A	18	18
02	293	N/A	38	38	N/A	16	16	N/A	28	28
	580	N/A	65	65	N/A	32	32	N/A	46	46
RICHMOND CITY										
01	575	58	76	134	22	23	45	27	21	48
02	372	25	46	71	5	13	18	15	24	39
	947	83	122	205	27	36	63	42	45	87
ROSEVILLE										
01	144	21	31	52	4	12	16	7	7	14
02	206	37	29	66	10	8	18	7	17	24
03	296	62	51	113	8	14	22	17	18	35
04	238	38	36	74	14	14	28	8	13	21
05	342	51	67	118	16	16	32	16	23	39
06	247	46	44	90	8	12	20	8	20	28
07	161	18	32	50	7	16	23	4	8	12
08	280	38	52	90	16	25	41	22	18	40
09	293	56	40	96	11	15	26	13	19	32
10	148	26	25	51	3	9	12	7	7	14
11	173	38	18	56	7	8	15	13	13	26
12	197	26	30	56	7	11	18	13	16	29
13	172	29	27	56	7	12	19	7	20	27
14	292	57	49	106	11	14	25	13	12	25
15	432	75	76	151	15	16	31	33	30	63
16	465	76	96	172	17	22	39	28	24	52
17	191	29	36	65	6	12	18	14	14	28
18	322	45	53	98	9	19	28	12	22	34
19	205	26	48	74	4	9	13	6	9	15
20	242	40	32	72	10	7	17	12	14	26
21	262	44	39	83	4	13	17	13	16	29
	5,308	878	911	1,789	194	284	478	273	340	613
SHELBY TOWNSHIP										
01	770	11	38	49	5	7	12	10	13	23
02	626	10	35	45	3	7	10	14	23	37
03	275	6	21	27	5	7	12	5	10	15
04	489	18	19	37	4	7	11	3	11	14
05	707	28	52	80	4	8	12	15	13	28
06	229	8	26	34	1	5	6	1	9	10
07	766	25	39	64	5	4	9	8	14	22
08	371	9	30	39	3	3	6	4	8	12
09	215	7	20	27	1	7	8	9	8	17
10	390	25	27	52	1	10	11	7	12	19

02	449	55	72	127	10	14	24	11	29	40
03	500	85	80	165	12	11	23	29	19	48
04	571	77	114	191	11	20	31	17	21	38
05	584	74	97	171	17	17	34	29	23	52
06	296	30	50	80	6	5	11	7	15	22
07	457	54	61	115	10	16	26	19	17	36
08	361	36	40	76	10	9	19	7	9	16
09	239	27	38	65	6	6	12	12	12	24
10	515	71	78	149	22	23	45	21	11	32
11	327	46	48	94	8	7	15	13	12	25
12	592	99	81	180	18	12	30	32	21	53
13	301	44	41	85	3	11	14	9	12	21
14	242	34	36	70	8	15	23	6	15	21
15	335	34	46	80	7	3	10	19	9	28
16	305	39	50	89	7	12	19	9	15	24
17	342	46	48	94	7	10	17	16	5	21
18	510	62	93	155	5	20	25	10	20	30
19	479	71	88	159	7	7	14	15	20	35
20	465	81	69	150	13	20	33	7	17	24
21	261	24	50	74	4	13	17	4	16	20
22	321	35	43	78	8	5	13	3	17	20
23	364	29	52	81	6	11	17	15	15	30
24	261	27	39	66	2	8	10	3	12	15
25	586	78	97	175	14	16	30	25	22	47
26	544	43	99	142	11	19	30	11	20	31
27	428	37	69	106	10	13	23	14	18	32
28	382	36	71	107	5	17	22	10	14	24
29	368	35	59	94	8	12	20	9	22	31
30	207	29	30	59	3	3	6	7	6	13
31	218	29	48	77	4	7	11	2	12	14
32	101	20	14	34	3	5	8	5	5	10
33	373	41	45	86	4	10	14	12	19	31
34	437	37	57	94	8	21	29	9	14	23
35	185	13	32	45	3	5	8	7	13	20
36	516	65	64	129	22	11	33	22	17	39
37	373	41	65	106	13	12	25	11	14	25
38	495	70	74	144	16	12	28	24	24	48
39	328	38	51	89	4	9	13	13	18	31
40	168	23	21	44	7	7	14	6	9	15
41	277	28	35	63	5	13	18	5	16	21
42	418	28	37	65	14	10	24	15	16	31
43	782	99	67	166	11	13	24	24	24	48
44	391	38	38	76	9	8	17	16	10	26
45	437	33	52	85	6	12	18	14	21	35
	17,415	2,081	2,601	4,682	392	530	922	582	709	1,291
UTICA										
01	126	N/A	33	33	N/A	10	10	N/A	8	8
02	294	N/A	40	40	N/A	21	21	N/A	32	32
03		N/A			N/A			N/A		

	254		58	58		15	15		29	29
	674	N/A	131	131	N/A	46	46	N/A	69	69
VILLAGE OF GROSSE POINTE SHORES										
03	21	N/A	0	0	N/A	0	0	N/A	1	1
	21	N/A	0	0	N/A	0	0	N/A	1	1
WARREN										
01	203	22	48	70	3	13	16	10	14	24
02	161	30	29	59	2	6	8	3	11	14
03	350	56	97	153	2	24	26	11	28	39
04	316	42	91	133	6	11	17	5	17	22
05	249	23	36	59	8	21	29	15	34	49
06	386	54	94	148	6	10	16	19	28	47
07	152	13	50	63	0	11	11	9	10	19
08	151	22	40	62	1	9	10	5	19	24
09	193	32	57	89	1	8	9	4	14	18
10	147	12	38	50	3	12	15	6	18	24
11	2	0	2	2	0	0	0	0	0	0
12	115	11	24	35	1	9	10	1	23	24
13	104	14	27	41	3	9	12	2	7	9
14	393	53	104	157	12	13	25	13	23	36
15	174	16	51	67	0	12	12	5	19	24
16	130	27	33	60	3	7	10	0	9	9
17	270	49	54	103	9	13	22	12	19	31
18	64	11	13	24	1	4	5	2	9	11
19	308	46	71	117	3	10	13	5	23	28
20	417	81	73	154	9	15	24	18	26	44
22	517	67	107	174	6	22	28	16	26	42
23	443	84	91	175	11	14	25	11	22	33
24	174	30	28	58	5	7	12	4	9	13
25	244	36	49	85	7	10	17	6	10	16
26	144	14	40	54	0	12	12	9	17	26
27	547	94	83	177	20	17	37	20	19	39
28	278	40	39	79	9	7	16	16	13	29
29	320	70	53	123	5	12	17	4	14	18
30	242	25	43	68	7	5	12	6	10	16
31	619	115	101	216	15	16	31	28	26	54
32	526	78	93	171	15	21	36	18	23	41
33	627	98	113	211	16	12	28	23	20	43
34	240	33	52	85	3	5	8	9	17	26
35	532	101	126	227	9	10	19	18	20	38
36	298	47	64	111	6	13	19	8	15	23
37	490	87	72	159	7	16	23	16	31	47
38	182	22	33	55	4	5	9	5	3	8
39	98	11	29	40	2	7	9	1	17	18
40	278	53	54	107	4	7	11	14	12	26
41	332	50	72	122	7	14	21	11	14	25
42	294	54	60	114	8	11	19	7	10	17
43	500	81	90	171	15	15	30	15	14	29
44	365	73	62	135	10	8	18	17	15	32

45	365	69	55	124	10	8	18	10	12	22
46	336	59	67	126	11	6	17	12	13	25
47	647	100	92	192	15	24	39	15	30	45
48	219	29	34	63	9	11	20	8	14	22
49	599	117	93	210	21	17	38	14	19	33
50	456	76	95	171	9	15	24	12	19	31
51	705	135	100	235	15	20	35	23	23	46
52	402	60	59	119	9	17	26	15	11	26
53	365	40	59	99	9	11	20	14	15	29
54	537	66	89	155	12	34	46	18	21	39
55	473	56	97	153	8	16	24	18	21	39
56	253	57	48	105	5	9	14	5	7	12
57	446	59	84	143	6	18	24	10	25	35
58	696	110	124	234	11	23	34	18	31	49
	19,074	3,010	3,682	6,692	414	712	1,126	619	989	1,608
WASHINGTON TOWNSHIP										
01	347	19	28	47	3	12	15	6	4	10
02	698	49	44	93	14	17	31	13	21	34
03	626	14	26	40	1	15	16	8	17	25
04	364	26	39	65	3	19	22	7	21	28
05	631	29	26	55	5	16	21	11	9	20
06	700	41	42	83	9	7	16	11	11	22
07	581	22	31	53	7	14	21	4	11	15
08	504	52	29	81	6	9	15	13	17	30
09	543	29	34	63	5	7	12	15	20	35
	4,994	281	299	580	53	116	169	88	131	219
TOTALS										
	133,581	13,184	18,378	31,562	2,938	4,908	7,846	4,020	6,159	10,179

■ Yellow in the TOTALS column means precinct hasn't reported
 N/A indicates AV (Absentee) results are included in Elec Day results



Election Results

County Commissioner - District 1 One 2-year term

Official results, updated August 21, 9:05 PM

[Race List](#) | [Race Summary](#) | [Race Details](#) | [Race Details \(Printer Friendly\)](#)

POLL BOOK TOTALS	Jennifer Anne Albers (REP)			Mary M. Kamp (REP)			Dolores L. Thomas (DEM)			Joe Peters Jr. (DEM)			Toni Mocerì (DEM)		
	AV	Elec Day	TOTAL	AV	Elec Day	TOTAL	AV	Elec Day	TOTAL	AV	Elec Day	TOTAL	AV	Elec Day	TOTAL

WARREN

01	203	2	20	22	11	23	34	6	22	28	7	17	24	21	42	63
02	161	9	9	18	7	30	37	6	6	12	7	18	25	23	28	51
03	350	7	26	33	15	30	45	4	22	26	22	56	78	45	80	125
04	316	1	26	27	13	44	57	4	13	17	19	50	69	32	66	98
05	249	10	18	28	10	27	37	13	23	36	14	32	46	23	42	65
06	386	8	26	34	27	46	73	16	23	39	28	40	68	41	76	117
07	152	4	12	16	5	22	27	5	14	19	7	29	36	14	30	44
18	64	2	3	5	1	8	9	0	5	5	3	7	10	11	15	26
19	308	9	31	40	14	40	54	11	21	32	18	34	52	24	52	76
20	417	15	27	42	30	42	72	14	14	28	30	44	74	65	65	130
34	240	8	19	27	12	31	43	9	8	17	17	23	40	19	41	60
35	532	28	24	52	38	47	85	31	16	47	23	44	67	87	111	198
36	298	8	20	28	18	39	57	8	12	20	15	27	42	43	58	101
37	490	19	20	39	61	55	116	19	13	32	27	33	60	72	79	151
38	182	3	23	26	11	31	42	10	10	20	1	12	13	20	30	50
39	98	2	4	6	4	4	8	3	18	21	1	12	13	13	28	41
40	278	9	31	40	22	31	53	9	13	22	21	18	39	42	50	92
43	500	16	37	53	47	68	115	29	20	49	19	25	44	67	77	144
44	365	12	27	39	30	31	61	19	8	27	14	22	36	80	65	145

■ Yellow in the TOTALS column means precinct hasn't reported
 N/A indicates AV (Absentee) results are included in Elec Day results



Election Results

County Commissioner - District 1 One 2-year term

Official results, updated August 21, 9:05 PM

[Race List](#) | [Race Summary](#) | [Race Details](#) | [Race Details \(Printer Friendly\)](#)

POLL BOOK TOTALS	Jennifer Anne Albers (REP)			Mary M. Kamp (REP)			Dolores L. Thomas (DEM)			Joe Peters Jr. (DEM)			Toni Mocerì (DEM)		
	AV	Elec Day	TOTAL	AV	Elec Day	TOTAL	AV	Elec Day	TOTAL	AV	Elec Day	TOTAL	AV	Elec Day	TOTAL

WARREN																
01	203	2	20	22	11	23	34	6	22	28	7	17	24	21	42	63
02	161	9	9	18	7	30	37	6	6	12	7	18	25	23	28	51
03	350	7	26	33	15	30	45	4	22	26	22	56	78	45	80	125
04	316	1	26	27	13	44	57	4	13	17	19	50	69	32	66	98
05	249	10	18	28	10	27	37	13	23	36	14	32	46	23	42	65
06	386	8	26	34	27	46	73	16	23	39	28	40	68	41	76	117
07	152	4	12	16	5	22	27	5	14	19	7	29	36	14	30	44
18	64	2	3	5	1	8	9	0	5	5	3	7	10	11	15	26
19	308	9	31	40	14	40	54	11	21	32	18	34	52	24	52	76
20	417	15	27	42	30	42	72	14	14	28	30	44	74	65	65	130
34	240	8	19	27	12	31	43	9	8	17	17	23	40	19	41	60
35	532	28	24	52	38	47	85	31	16	47	23	44	67	87	111	198
36	298	8	20	28	18	39	57	8	12	20	15	27	42	43	58	101
37	490	19	20	39	61	55	116	19	13	32	27	33	60	72	79	151
38	182	3	23	26	11	31	42	10	10	20	1	12	13	20	30	50
39	98	2	4	6	4	4	8	3	18	21	1	12	13	13	28	41
40	278	9	31	40	22	31	53	9	13	22	21	18	39	42	50	92
43	500	16	37	53	47	68	115	29	20	49	19	25	44	67	77	144
44	365	12	27	39	30	31	61	19	8	27	14	22	36	80	65	145
45	365	19	28	47	38	46	84	8	8	16	20	19	39	65	56	121
46	336	18	17	35	28	30	58	11	8	19	13	19	32	64	69	133
47	647	25	42	67	70	81	151	12	17	29	27	37	64	115	108	223
48	219	15	6	21	18	21	39	6	5	11	15	11	26	32	57	89
53	365	17	24	41	43	49	92	15	15	30	16	30	46	36	49	85
54	537	23	32	55	76	62	138	19	23	42	22	28	50	57	98	155
55	473	10	41	51	41	95	136	8	18	26	15	29	44	62	94	156
56	253	17	19	36	17	27	44	5	10	15	10	11	21	55	49	104
57	446	11	37	48	26	87	113	8	14	22	10	32	42	59	94	153
	9,230	327	649	976	733	1,147	1,880	308	399	707	441	759	1,200	1,287	1,709	2,996
TOTALS																
	9,230	327	649	976	733	1,147	1,880	308	399	707	441	759	1,200	1,287	1,709	2,996

■ Yellow in the TOTALS column means precinct hasn't reported
N/A indicates AV (Absentee) results are included in Elec Day results



Election Results

County Commissioner - District 2 One 2-year term

Official results, updated August 21, 9:05 PM

[Race List](#) | [Race Summary](#) | [Race Details](#) | [Race Details \(Printer Friendly\)](#)

POLL BOOK TOTALS	Michael J. Wiecek (REP)			Hawke Fracassa (DEM)			Joseph Hunt (DEM)			Karen J. Blumenthal (DEM)			Marvin E. Sauger (DEM)		
	AV	Elec Day	TOTAL	AV	Elec Day	TOTAL	AV	Elec Day	TOTAL	AV	Elec Day	TOTAL	AV	Elec Day	TOTAL

CENTER LINE CITY

01	346	15	47	62	0	4	4	5	10	15	12	35	47	66	88	154
02	201	23	25	48	5	2	7	3	1	4	17	13	30	30	45	75
03	285	17	33	50	1	5	6	7	9	16	9	25	34	48	87	135
04	206	13	39	52	1	7	8	0	6	6	10	9	19	24	68	92
05	203	12	28	40	1	3	4	5	9	14	12	17	29	35	47	82
	1,241	80	172	252	8	21	29	20	35	55	60	99	159	203	335	538

WARREN

08	151	5	20	25	1	4	5	4	15	19	11	12	23	8	36	44
09	193	12	32	44	1	6	7	4	20	24	14	21	35	15	36	51
10	147	11	25	36	0	2	2	3	14	17	6	26	32	12	28	40
11	2	0	0	0	0	0	0	0	0	0	0	1	1	0	1	1
12	115	7	22	29	0	6	6	0	14	14	6	12	18	9	24	33
13	104	5	21	26	0	0	0	4	11	15	6	9	15	10	20	30
14	393	32	65	97	0	13	13	12	20	32	36	39	75	25	75	100
22	517	37	95	132	3	12	15	2	26	28	43	53	96	50	63	113
23	443	48	72	120	6	12	18	15	23	38	51	30	81	31	65	96
24	174	18	36	54	1	1	2	1	6	7	22	11	33	12	26	38
27	547	82	97	179	17	12	29	12	15	27	52	31	83	57	54	111
28	278	40	31	71	6	8	14	7	4	11	30	24	54	23	24	47

 Yellow in the TOTALS column means precinct hasn't reported
 N/A indicates AV (Absentee) results are included in Elec Day results



Election Results

County Commissioner - District 2 One 2-year term

Official results, updated August 21, 9:05 PM

[Race List](#) | [Race Summary](#) | [Race Details](#) | [Race Details \(Printer Friendly\)](#)

POLL BOOK TOTALS	Michael J. Wiecek (REP)			Hawke Fracassa (DEM)			Joseph Hunt (DEM)			Karen J. Blumenthal (DEM)			Marvin E. Sauger (DEM)		
	AV	Elec Day	TOTAL	AV	Elec Day	TOTAL	AV	Elec Day	TOTAL	AV	Elec Day	TOTAL	AV	Elec Day	TOTAL

CENTER LINE CITY

01	346	15	47	62	0	4	4	5	10	15	12	35	47	66	88	154
02	201	23	25	48	5	2	7	3	1	4	17	13	30	30	45	75
03	285	17	33	50	1	5	6	7	9	16	9	25	34	48	87	135
04	206	13	39	52	1	7	8	0	6	6	10	9	19	24	68	92
05	203	12	28	40	1	3	4	5	9	14	12	17	29	35	47	82
	1,241	80	172	252	8	21	29	20	35	55	60	99	159	203	335	538

WARREN

08	151	5	20	25	1	4	5	4	15	19	11	12	23	8	36	44
09	193	12	32	44	1	6	7	4	20	24	14	21	35	15	36	51
10	147	11	25	36	0	2	2	3	14	17	6	26	32	12	28	40
11	2	0	0	0	0	0	0	0	0	0	0	1	1	0	1	1
12	115	7	22	29	0	6	6	0	14	14	6	12	18	9	24	33
13	104	5	21	26	0	0	0	4	11	15	6	9	15	10	20	30
14	393	32	65	97	0	13	13	12	20	32	36	39	75	25	75	100
22	517	37	95	132	3	12	15	2	26	28	43	53	96	50	63	113
23	443	48	72	120	6	12	18	15	23	38	51	30	81	31	65	96
24	174	18	36	54	1	1	2	1	6	7	22	11	33	12	26	38
27	547	82	97	179	17	12	29	12	15	27	52	31	83	57	54	111
28	278	40	31	71	6	8	14	7	4	11	30	24	54	23	24	47
29	320	31	43	74	13	16	29	4	12	16	46	29	75	15	26	41
30	242	27	51	78	1	4	5	7	13	20	17	9	26	13	35	48
31	619	67	96	163	15	14	29	14	17	31	60	44	104	60	59	119
32	526	56	109	165	10	17	27	14	17	31	41	44	85	38	52	90
33	627	81	106	187	12	21	33	18	26	44	52	34	86	45	47	92
41	332	36	46	82	5	6	11	8	27	35	29	22	51	25	45	70
42	294	39	42	81	7	7	14	6	8	14	31	24	55	28	40	68
49	599	73	84	157	15	22	37	9	16	25	76	51	127	41	38	79
50	456	54	77	131	16	13	29	15	18	33	41	36	77	22	50	72
51	705	107	93	200	11	18	29	19	31	50	82	39	121	53	41	94
52	402	49	86	135	6	6	12	9	14	23	35	20	55	33	48	81
58	696	94	121	215	7	20	27	19	19	38	74	47	121	42	75	117
	8,882	1,011	1,470	2,481	153	240	393	206	386	592	861	668	1,529	667	1,008	1,675

TOTALS

	10,123	1,091	1,642	2,733	161	261	422	226	421	647	921	767	1,688	870	1,343	2,213
--	--------	-------	-------	-------	-----	-----	-----	-----	-----	-----	-----	-----	-------	-----	-------	-------

■ Yellow in the TOTALS column means precinct hasn't reported
N/A indicates AV (Absentee) results are included in Elec Day results



Election Results

County Commissioner - District 3 One 2-year term

Official results, updated August 21, 9:05 PM

[Race List](#) | [Race Summary](#) | [Race Details](#) | [Race Details \(Printer Friendly\)](#)

POLL BOOK TOTALS	Brad Templeman (REP)			Randell J. Shafer (REP)			Daniel Foukes (DEM)			Kevin M. Hertel (DEM)			Veronica Klinefelt (DEM)		
	AV	Elec Day	TOTAL	AV	Elec Day	TOTAL	AV	Elec Day	TOTAL	AV	Elec Day	TOTAL	AV	Elec Day	TOTAL

EASTPOINTE

01	272	2	25	27	7	21	28	2	13	15	15	62	77	21	61	82
02	446	12	32	44	13	40	53	4	9	13	42	65	107	45	116	161
03	374	7	29	36	10	34	44	6	10	16	25	48	73	38	116	154
04	351	15	28	43	13	22	35	4	7	11	19	55	74	46	87	133
05	329	7	28	35	7	33	40	4	15	19	31	49	80	30	83	113
06	341	11	28	39	7	29	36	6	10	16	17	39	56	34	106	140
07	391	5	17	22	10	12	22	6	19	25	19	84	103	42	128	170
08	338	11	15	26	5	11	16	2	11	13	27	59	86	40	110	150
09	361	6	21	27	7	36	43	6	10	16	34	48	82	35	97	132
10	296	13	20	33	7	24	31	4	6	10	31	51	82	51	51	102
11	518	11	31	42	25	40	65	3	9	12	45	124	169	53	97	150
12	531	32	27	59	19	30	49	5	22	27	39	73	112	61	150	211
	4,548	132	301	433	130	332	462	52	141	193	344	757	1,101	496	1,202	1,698

ST. CLAIR SHORES

01	898	87	56	143	69	88	157	9	15	24	87	92	179	63	43	106
02	468	37	40	77	26	37	63	8	12	20	52	71	123	19	48	67
03	497	28	41	69	34	50	84	6	13	19	48	58	106	31	50	81
04	340	33	35	68	15	35	50	5	9	14	38	37	75	25	22	47
06	523	29	40	69	26	46	72	9	20	29	68	79	147	35	51	86

 Yellow in the TOTALS column means precinct hasn't reported
 N/A indicates AV (Absentee) results are included in Elec Day results



Election Results

County Commissioner - District 3 One 2-year term

Official results, updated August 21, 9:05 PM

[Race List](#) | [Race Summary](#) | [Race Details](#) | [Race Details \(Printer Friendly\)](#)

POLL BOOK TOTALS	Brad Templeman (REP)			Randell J. Shafer (REP)			Daniel Foukes (DEM)			Kevin M. Hertel (DEM)			Veronica Klinefelt (DEM)			
	AV	Elec Day	TOTAL	AV	Elec Day	TOTAL	AV	Elec Day	TOTAL	AV	Elec Day	TOTAL	AV	Elec Day	TOTAL	
EASTPOINTE																
01	272	2	25	27	7	21	28	2	13	15	15	62	77	21	61	82
02	446	12	32	44	13	40	53	4	9	13	42	65	107	45	116	161
03	374	7	29	36	10	34	44	6	10	16	25	48	73	38	116	154
04	351	15	28	43	13	22	35	4	7	11	19	55	74	46	87	133
05	329	7	28	35	7	33	40	4	15	19	31	49	80	30	83	113
06	341	11	28	39	7	29	36	6	10	16	17	39	56	34	106	140
07	391	5	17	22	10	12	22	6	19	25	19	84	103	42	128	170
08	338	11	15	26	5	11	16	2	11	13	27	59	86	40	110	150
09	361	6	21	27	7	36	43	6	10	16	34	48	82	35	97	132
10	296	13	20	33	7	24	31	4	6	10	31	51	82	51	51	102
11	518	11	31	42	25	40	65	3	9	12	45	124	169	53	97	150
12	531	32	27	59	19	30	49	5	22	27	39	73	112	61	150	211
	4,548	132	301	433	130	332	462	52	141	193	344	757	1,101	496	1,202	1,698
ST. CLAIR SHORES																
01	898	87	56	143	69	88	157	9	15	24	87	92	179	63	43	106
02	468	37	40	77	26	37	63	8	12	20	52	71	123	19	48	67
03	497	28	41	69	34	50	84	6	13	19	48	58	106	31	50	81
04	340	33	35	68	15	35	50	5	9	14	38	37	75	25	22	47
06	523	29	40	69	26	46	72	9	20	29	68	79	147	35	51	86
09	358	16	30	46	23	30	53	9	15	24	47	26	73	27	41	68
12	679	34	46	80	52	66	118	9	24	33	75	90	165	37	63	100
13	904	78	93	171	71	100	171	12	13	25	98	68	166	56	88	144
	4,667	342	381	723	316	452	768	67	121	188	513	521	1,034	293	406	699
VILLAGE OF GROSSE POINTE SHORES																
03	21	N/A	7	7	N/A	4	4	N/A	0	0	N/A	0	0	N/A	1	1
	21	N/A	7	7	N/A	4	4	N/A	0	0	N/A	0	0	N/A	1	1
WARREN																
15	174	4	20	24	7	10	17	6	6	12	10	39	49	4	41	45
16	130	3	11	14	5	10	15	2	4	6	18	15	33	9	34	43
17	270	10	26	36	10	22	32	9	12	21	29	33	62	29	46	75
25	244	8	22	30	14	35	49	0	6	6	35	39	74	15	22	37
26	144	3	10	13	2	14	16	2	19	21	6	23	29	15	25	40
	962	28	89	117	38	91	129	19	47	66	98	149	247	72	168	240
TOTALS																
	10,198	502	778	1,280	484	879	1,363	138	309	447	955	1,427	2,382	861	1,777	2,638

■ Yellow in the TOTALS column means precinct hasn't reported
N/A indicates AV (Absentee) results are included in Elec Day results



Election Results

County Commissioner - District 4 One 2-year term

Official results, updated August 21, 9:05 PM

[Race List](#) | [Race Summary](#) | [Race Details](#) | [Race Details \(Printer Friendly\)](#)

POLL BOOK TOTALS	Ronald S. Albers (REP)			Stefano Militello (REP)			David Flynn (DEM)			Joe Iacopelli (DEM)		
	AV	Elec Day	TOTAL	AV	Elec Day	TOTAL	AV	Elec Day	TOTAL	AV	Elec Day	TOTAL

STERLING HEIGHTS													
01	324	36	37	73	5	17	22	51	79	130	5	18	23
02	449	40	63	103	21	39	60	66	90	156	12	24	36
03	500	43	63	106	31	24	55	111	81	192	16	27	43
04	571	48	51	99	27	50	77	70	112	182	27	39	66
05	584	64	62	126	33	35	68	91	111	202	26	29	55
06	296	29	39	68	17	37	54	30	47	77	12	22	34
07	457	57	69	126	19	27	46	68	85	153	15	17	32
08	361	44	42	86	27	42	69	49	52	101	10	13	23
09	239	41	18	59	11	17	28	29	34	63	13	19	32
10	515	64	37	101	35	48	83	78	77	155	33	27	60
11	327	27	43	70	19	20	39	47	39	86	17	24	41
12	592	84	51	135	33	41	74	113	76	189	35	39	74
13	301	34	27	61	24	25	49	48	61	109	10	11	21
14	242	13	32	45	11	11	22	36	56	92	10	10	20
15	335	31	33	64	17	22	39	58	51	109	6	11	17
18	510	37	51	88	43	48	91	44	80	124	27	47	74
19	479	44	68	112	31	34	65	60	83	143	25	31	56
20	465	29	57	86	24	50	74	55	72	127	33	26	59
22	321	39	52	91	12	26	38	43	56	99	3	13	16

■ Yellow in the TOTALS column means precinct hasn't reported
N/A indicates AV (Absentee) results are included in Elec Day results



Election Results

County Commissioner - District 4 One 2-year term

Official results, updated August 21, 9:05 PM

[Race List](#) | [Race Summary](#) | [Race Details](#) | [Race Details \(Printer Friendly\)](#)

POLL BOOK TOTALS	Ronald S. Albers (REP)			Stefano Militello (REP)			David Flynn (DEM)			Joe Iacopelli (DEM)		
	AV	Elec Day	TOTAL	AV	Elec Day	TOTAL	AV	Elec Day	TOTAL	AV	Elec Day	TOTAL

STERLING HEIGHTS													
01	324	36	37	73	5	17	22	51	79	130	5	18	23
02	449	40	63	103	21	39	60	66	90	156	12	24	36
03	500	43	63	106	31	24	55	111	81	192	16	27	43
04	571	48	51	99	27	50	77	70	112	182	27	39	66
05	584	64	62	126	33	35	68	91	111	202	26	29	55
06	296	29	39	68	17	37	54	30	47	77	12	22	34
07	457	57	69	126	19	27	46	68	85	153	15	17	32
08	361	44	42	86	27	42	69	49	52	101	10	13	23
09	239	41	18	59	11	17	28	29	34	63	13	19	32
10	515	64	37	101	35	48	83	78	77	155	33	27	60
11	327	27	43	70	19	20	39	47	39	86	17	24	41
12	592	84	51	135	33	41	74	113	76	189	35	39	74
13	301	34	27	61	24	25	49	48	61	109	10	11	21
14	242	13	32	45	11	11	22	36	56	92	10	10	20
15	335	31	33	64	17	22	39	58	51	109	6	11	17
18	510	37	51	88	43	48	91	44	80	124	27	47	74
19	479	44	68	112	31	34	65	60	83	143	25	31	56
20	465	29	57	86	24	50	74	55	72	127	33	26	59
22	321	39	52	91	12	26	38	43	56	99	3	13	16
25	586	52	104	156	35	27	62	74	84	158	33	48	81
30	207	12	27	39	14	17	31	28	23	51	8	13	21
35	1	0	0	0	0	0	0	0	0	0	0	0	0
	8,662	868	1,026	1,894	489	657	1,146	1,249	1,449	2,698	376	508	884
TOTALS													
	8,662	868	1,026	1,894	489	657	1,146	1,249	1,449	2,698	376	508	884

■ Yellow in the TOTALS column means precinct hasn't reported
N/A indicates AV (Absentee) results are included in Elec Day results



Election Results

County Commissioner - District 5 One 2-year term

Official results, updated August 21, 9:05 PM

[Race List](#) | [Race Summary](#) | [Race Details](#) | [Race Details \(Printer Friendly\)](#)

POLL BOOK TOTALS	Andy Porter (REP)			Daniel Gerardi (REP)			Gary Lusk (REP)			Robert Mijac (DEM)		
	AV	Elec Day	TOTAL	AV	Elec Day	TOTAL	AV	Elec Day	TOTAL	AV	Elec Day	TOTAL

STERLING HEIGHTS													
16	305	1	25	26	11	11	22	23	18	41	61	76	137
17	342	11	19	30	16	18	34	26	31	57	68	62	130
21	261	11	20	31	16	25	41	8	27	35	29	74	103
23	364	11	17	28	17	33	50	31	32	63	53	88	141
24	261	7	25	32	7	32	39	18	23	41	33	57	90
26	544	14	51	65	14	37	51	39	52	91	62	126	188
27	428	12	34	46	15	41	56	23	42	65	59	92	151
28	382	13	24	37	16	12	28	22	35	57	46	95	141
29	368	13	28	41	18	18	36	25	30	55	53	91	144
31	218	13	15	28	5	11	16	10	16	26	36	69	105
32	101	2	8	10	2	5	7	4	10	14	24	24	48
33	373	19	23	42	16	28	44	36	33	69	57	77	134
34	437	19	29	48	14	31	45	24	64	88	48	81	129
35	184	5	18	23	0	12	12	8	31	39	21	45	66
36	516	32	32	64	22	26	48	28	27	55	104	84	188
37	373	16	20	36	14	27	41	20	28	48	57	81	138
38	495	17	23	40	34	21	55	44	30	74	96	105	201
39	328	11	34	45	11	25	36	9	34	43	47	74	121
40	168	7	15	22	5	15	20	2	10	12	35	34	69

■ Yellow in the TOTALS column means precinct hasn't reported
 N/A indicates AV (Absentee) results are included in Elec Day results



Election Results

County Commissioner - District 5 One 2-year term

Official results, updated August 21, 9:05 PM

[Race List](#) | [Race Summary](#) | [Race Details](#) | [Race Details \(Printer Friendly\)](#)

POLL BOOK TOTALS	Andy Porter (REP)			Daniel Gerardi (REP)			Gary Lusk (REP)			Robert Mijac (DEM)		
	AV	Elec Day	TOTAL	AV	Elec Day	TOTAL	AV	Elec Day	TOTAL	AV	Elec Day	TOTAL

STERLING HEIGHTS

16	305	1	25	26	11	11	22	23	18	41	61	76	137
17	342	11	19	30	16	18	34	26	31	57	68	62	130
21	261	11	20	31	16	25	41	8	27	35	29	74	103
23	364	11	17	28	17	33	50	31	32	63	53	88	141
24	261	7	25	32	7	32	39	18	23	41	33	57	90
26	544	14	51	65	14	37	51	39	52	91	62	126	188
27	428	12	34	46	15	41	56	23	42	65	59	92	151
28	382	13	24	37	16	12	28	22	35	57	46	95	141
29	368	13	28	41	18	18	36	25	30	55	53	91	144
31	218	13	15	28	5	11	16	10	16	26	36	69	105
32	101	2	8	10	2	5	7	4	10	14	24	24	48
33	373	19	23	42	16	28	44	36	33	69	57	77	134
34	437	19	29	48	14	31	45	24	64	88	48	81	129
35	184	5	18	23	0	12	12	8	31	39	21	45	66
36	516	32	32	64	22	26	48	28	27	55	104	84	188
37	373	16	20	36	14	27	41	20	28	48	57	81	138
38	495	17	23	40	34	21	55	44	30	74	96	105	201
39	328	11	34	45	11	25	36	9	34	43	47	74	121
40	168	7	15	22	5	15	20	2	10	12	35	34	69
41	277	19	17	36	5	21	26	8	39	47	34	49	83
42	418	19	29	48	23	19	42	37	45	82	51	60	111
43	782	34	34	68	64	49	113	64	66	130	123	96	219
44	391	29	23	52	34	18	52	34	27	61	62	47	109
45	437	27	32	59	17	14	31	35	50	85	46	83	129
	8,753	362	595	957	396	549	945	578	800	1,378	1,305	1,770	3,075

TOTALS

	8,753	362	595	957	396	549	945	578	800	1,378	1,305	1,770	3,075
--	-------	-----	-----	-----	-----	-----	-----	-----	-----	-------	-------	-------	-------

■ Yellow in the TOTALS column means precinct hasn't reported
N/A indicates AV (Absentee) results are included in Elec Day results



Election Results

County Commissioner - District 6 One 2-year term

Official results, updated August 21, 9:05 PM

[Race List](#) | [Race Summary](#) | [Race Details](#) | [Race Details \(Printer Friendly\)](#)

POLL BOOK TOTALS	James Louis Carabelli (REP)			Noel Nightingale (REP)			Ken Reid (DEM)			
	AV	Elec Day	TOTAL	AV	Elec Day	TOTAL	AV	Elec Day	TOTAL	
SHELBY TOWNSHIP										
02	626	97	159	256	52	112	164	25	61	86
03	275	24	70	94	29	46	75	17	35	52
04	489	66	112	178	49	83	132	26	37	63
05	707	119	129	248	65	141	206	47	69	116
06	229	11	50	61	4	56	60	8	39	47
07	766	141	239	380	84	80	164	37	55	92
08	371	68	94	162	28	65	93	16	39	55
09	215	15	52	67	6	28	34	17	38	55
10	390	57	94	151	25	61	86	30	42	72
11	389	38	81	119	30	67	97	22	49	71
12	546	106	147	253	46	83	129	19	39	58
13	372	73	88	161	32	52	84	14	33	47
15	355	52	111	163	25	50	75	16	33	49
16	792	150	240	390	86	87	173	28	45	73
17	648	92	206	298	44	107	151	22	79	101
18	374	70	87	157	16	40	56	30	52	82
19	420	79	116	195	37	53	90	14	29	43
20	297	25	58	83	20	45	65	25	43	68
21	137	12	28	40	5	11	16	12	34	46

■ Yellow in the TOTALS column means precinct hasn't reported
N/A indicates AV (Absentee) results are included in Elec Day results



Election Results

County Commissioner - District 6 One 2-year term

Official results, updated August 21, 9:05 PM

[Race List](#) | [Race Summary](#) | [Race Details](#) | [Race Details \(Printer Friendly\)](#)

POLL BOOK TOTALS	James Louis Carabelli (REP)				Noel Nightingale (REP)			Ken Reid (DEM)		
	AV	Elec Day	TOTAL		AV	Elec Day	TOTAL	AV	Elec Day	TOTAL
SHELBY TOWNSHIP										
02	626	97	159	256	52	112	164	25	61	86
03	275	24	70	94	29	46	75	17	35	52
04	489	66	112	178	49	83	132	26	37	63
05	707	119	129	248	65	141	206	47	69	116
06	229	11	50	61	4	56	60	8	39	47
07	766	141	239	380	84	80	164	37	55	92
08	371	68	94	162	28	65	93	16	39	55
09	215	15	52	67	6	28	34	17	38	55
10	390	57	94	151	25	61	86	30	42	72
11	389	38	81	119	30	67	97	22	49	71
12	546	106	147	253	46	83	129	19	39	58
13	372	73	88	161	32	52	84	14	33	47
15	355	52	111	163	25	50	75	16	33	49
16	792	150	240	390	86	87	173	28	45	73
17	648	92	206	298	44	107	151	22	79	101
18	374	70	87	157	16	40	56	30	52	82
19	420	79	116	195	37	53	90	14	29	43
20	297	25	58	83	20	45	65	25	43	68
21	137	12	28	40	5	11	16	12	34	46
22	860	171	257	428	86	96	182	29	58	87
25	595	116	129	245	64	78	142	35	43	78
26	502	107	52	159	52	39	91	71	51	122
27	477	62	101	163	37	38	75	40	67	107
28	801	160	90	250	105	60	165	101	64	165
29	281	16	74	90	9	37	46	14	40	54
	11,914	1,927	2,864	4,791	1,036	1,615	2,651	715	1,174	1,889
UTICA										
01	126	N/A	21	21	N/A	23	23	N/A	38	38
02	294	N/A	66	66	N/A	64	64	N/A	90	90
03	254	N/A	64	64	N/A	37	37	N/A	99	99
	674	N/A	151	151	N/A	124	124	N/A	227	227
TOTALS										
	12,588	1,927	3,015	4,942	1,036	1,739	2,775	715	1,401	2,116

Yellow in the TOTALS column means precinct hasn't reported

N/A indicates AV (Absentee) results are included in Elec Day results



Election Results

County Commissioner - District 7 One 2-year term

Official results, updated August 21, 9:05 PM

[Race List](#) | [Race Summary](#) | [Race Details](#) | [Race Details \(Printer Friendly\)](#)

POLL BOOK TOTALS	Don Brown (REP)			Onorio Moscone (REP)			James C. Winne (DEM)			Justin M. Spavale (DEM)			
	AV	Elec Day	TOTAL	AV	Elec Day	TOTAL	AV	Elec Day	TOTAL	AV	Elec Day	TOTAL	
ARMADA TOWNSHIP													
01	720	132	177	309	29	50	79	27	40	67	10	14	24
02	461	63	150	213	8	53	61	9	26	35	13	8	21
	1,181	195	327	522	37	103	140	36	66	102	23	22	45
BRUCE TOWNSHIP													
01	462	106	150	256	12	24	36	15	37	52	7	13	20
02	824	211	316	527	16	64	80	12	34	46	5	22	27
03	460	117	162	279	19	22	41	16	19	35	1	8	9
04	540	100	215	315	9	32	41	10	27	37	6	20	26
	2,286	534	843	1,377	56	142	198	53	117	170	19	63	82
MEMPHIS													
01	103	N/A	44	44	N/A	12	12	N/A	7	7	N/A	14	14
	103	N/A	44	44	N/A	12	12	N/A	7	7	N/A	14	14
RAY TOWNSHIP													
01	446	72	155	227	17	49	66	8	14	22	3	8	11
02	618	91	212	303	28	54	82	16	21	37	6	15	21
	1,064	163	367	530	45	103	148	24	35	59	9	23	32
RICHMOND TOWNSHIP													
01	287	N/A	136	136	N/A	35	35	N/A	34	34	N/A	21	21
02	293	N/A	126	126	N/A	21	21	N/A	43	43	N/A	27	27

 Yellow in the TOTALS column means precinct hasn't reported
 N/A indicates AV (Absentee) results are included in Elec Day results



Election Results

County Commissioner - District 7 One 2-year term

Official results, updated August 21, 9:05 PM

[Race List](#) | [Race Summary](#) | [Race Details](#) | [Race Details \(Printer Friendly\)](#)

POLL BOOK TOTALS	Don Brown (REP)			Onorio Moscone (REP)			James C. Winne (DEM)			Justin M. Spavale (DEM)			
	AV	Elec Day	TOTAL	AV	Elec Day	TOTAL	AV	Elec Day	TOTAL	AV	Elec Day	TOTAL	
ARMADA TOWNSHIP													
01	720	132	177	309	29	50	79	27	40	67	10	14	24
02	461	63	150	213	8	53	61	9	26	35	13	8	21
	1,181	195	327	522	37	103	140	36	66	102	23	22	45
BRUCE TOWNSHIP													
01	462	106	150	256	12	24	36	15	37	52	7	13	20
02	824	211	316	527	16	64	80	12	34	46	5	22	27
03	460	117	162	279	19	22	41	16	19	35	1	8	9
04	540	100	215	315	9	32	41	10	27	37	6	20	26
	2,286	534	843	1,377	56	142	198	53	117	170	19	63	82
MEMPHIS													
01	103	N/A	44	44	N/A	12	12	N/A	7	7	N/A	14	14
	103	N/A	44	44	N/A	12	12	N/A	7	7	N/A	14	14
RAY TOWNSHIP													
01	446	72	155	227	17	49	66	8	14	22	3	8	11
02	618	91	212	303	28	54	82	16	21	37	6	15	21
	1,064	163	367	530	45	103	148	24	35	59	9	23	32
RICHMOND TOWNSHIP													
01	287	N/A	136	136	N/A	35	35	N/A	34	34	N/A	21	21
02	293	N/A	126	126	N/A	21	21	N/A	43	43	N/A	27	27
	580	N/A	262	262	N/A	56	56	N/A	77	77	N/A	48	48
RICHMOND CITY													
01	575	80	103	183	22	23	45	47	55	102	41	44	85
02	372	63	84	147	11	10	21	22	40	62	16	35	51
	947	143	187	330	33	33	66	69	95	164	57	79	136
SHELBY TOWNSHIP													
01	770	121	187	308	26	106	132	13	25	38	11	21	32
14	534	59	151	210	31	63	94	15	32	47	6	17	23
23	781	141	212	353	62	100	162	15	22	37	5	24	29
24	943	232	261	493	39	87	126	19	29	48	14	16	30
	3,028	553	811	1,364	158	356	514	62	108	170	36	78	114
WASHINGTON TOWNSHIP													
01	347	53	121	174	5	26	31	25	32	57	2	8	10
02	698	180	161	341	28	34	62	50	59	109	21	19	40
03	626	166	217	383	19	33	52	15	39	54	2	17	19
04	364	57	97	154	14	23	37	22	44	66	9	32	41

05	631	179	192	371	15	31	46	34	34	68	5	10	15
06	700	208	220	428	23	39	62	27	22	49	21	22	43
07	581	136	181	317	19	55	74	24	31	55	6	15	21
08	504	115	131	246	13	37	50	38	33	71	24	18	42
09	543	85	184	269	16	55	71	30	31	61	11	18	29
	4,994	1,179	1,504	2,683	152	333	485	265	325	590	101	159	260
TOTALS													
	14,183	2,767	4,345	7,112	481	1,138	1,619	509	830	1,339	245	486	731

■ Yellow in the TOTALS column means precinct hasn't reported
N/A indicates AV (Absentee) results are included in Elec Day results



Election Results

County Commissioner - District 8 One 2-year term

Official results, updated August 21, 9:05 PM

[Race List](#) | [Race Summary](#) | [Race Details](#) | [Race Details \(Printer Friendly\)](#)

POLL BOOK TOTALS	Gregory Goforth (REP)			Kathy D. Vosburg (REP)			Jeff DiPascale (DEM)			
	AV	Elec Day	TOTAL	AV	Elec Day	TOTAL	AV	Elec Day	TOTAL	
CHESTERFIELD TOWNSHIP										
01	465	N/A	43	43	N/A	148	148	N/A	150	150
02	396	N/A	39	39	N/A	153	153	N/A	124	124
03	481	N/A	33	33	N/A	166	166	N/A	170	170
04	127	N/A	10	10	N/A	45	45	N/A	36	36
05	465	N/A	49	49	N/A	147	147	N/A	153	153
06	378	N/A	41	41	N/A	109	109	N/A	139	139
07	493	N/A	41	41	N/A	176	176	N/A	158	158
08	414	N/A	31	31	N/A	135	135	N/A	130	130
09	322	N/A	25	25	N/A	107	107	N/A	106	106
10	662	N/A	84	84	N/A	272	272	N/A	164	164
11	250	N/A	19	19	N/A	92	92	N/A	86	86
12	226	N/A	23	23	N/A	72	72	N/A	74	74
13	375	N/A	23	23	N/A	128	128	N/A	139	139
14	221	N/A	28	28	N/A	66	66	N/A	61	61
15	56	N/A	2	2	N/A	13	13	N/A	32	32
16	201	N/A	18	18	N/A	63	63	N/A	75	75
17	128	N/A	7	7	N/A	46	46	N/A	44	44
18	264	N/A	33	33	N/A	68	68	N/A	115	115
19	234	N/A	22	22	N/A	91	91	N/A	77	77

 Yellow in the TOTALS column means precinct hasn't reported
 N/A indicates AV (Absentee) results are included in Elec Day results



Election Results

County Commissioner - District 8 One 2-year term

Official results, updated August 21, 9:05 PM

[Race List](#) | [Race Summary](#) | [Race Details](#) | [Race Details \(Printer Friendly\)](#)

POLL BOOK TOTALS	Gregory Goforth (REP)			Kathy D. Vosburg (REP)			Jeff DiPascale (DEM)		
	AV	Elec Day	TOTAL	AV	Elec Day	TOTAL	AV	Elec Day	TOTAL

CHESTERFIELD TOWNSHIP										
01	465	N/A	43	43	N/A	148	148	N/A	150	150
02	396	N/A	39	39	N/A	153	153	N/A	124	124
03	481	N/A	33	33	N/A	166	166	N/A	170	170
04	127	N/A	10	10	N/A	45	45	N/A	36	36
05	465	N/A	49	49	N/A	147	147	N/A	153	153
06	378	N/A	41	41	N/A	109	109	N/A	139	139
07	493	N/A	41	41	N/A	176	176	N/A	158	158
08	414	N/A	31	31	N/A	135	135	N/A	130	130
09	322	N/A	25	25	N/A	107	107	N/A	106	106
10	662	N/A	84	84	N/A	272	272	N/A	164	164
11	250	N/A	19	19	N/A	92	92	N/A	86	86
12	226	N/A	23	23	N/A	72	72	N/A	74	74
13	375	N/A	23	23	N/A	128	128	N/A	139	139
14	221	N/A	28	28	N/A	66	66	N/A	61	61
15	56	N/A	2	2	N/A	13	13	N/A	32	32
16	201	N/A	18	18	N/A	63	63	N/A	75	75
17	128	N/A	7	7	N/A	46	46	N/A	44	44
18	264	N/A	33	33	N/A	68	68	N/A	115	115
19	234	N/A	22	22	N/A	91	91	N/A	77	77
20	331	N/A	33	33	N/A	103	103	N/A	112	112
	6,489	N/A	604	604	N/A	2,200	2,200	N/A	2,145	2,145
LENOX TOWNSHIP										
01	469	16	18	34	24	38	62	54	94	148
02	444	9	16	25	19	42	61	73	114	187
03	509	4	26	30	8	68	76	58	202	260
04	167	1	16	17	2	26	28	9	69	78
	1,589	30	76	106	53	174	227	194	479	673
NEW BALTIMORE										
01	267	6	13	19	23	48	71	33	70	103
02	290	10	17	27	38	72	110	31	42	73
03	481	12	46	58	42	101	143	59	109	168
04	391	14	20	34	60	84	144	53	75	128
05	405	12	36	48	31	94	125	35	85	120
	1,834	54	132	186	194	399	593	211	381	592
TOTALS										

	9,912	84	812	896	247	2,773	3,020	405	3,005	3,410
--	-------	----	-----	-----	-----	-------	-------	-----	-------	-------

■ Yellow in the TOTALS column means precinct hasn't reported
N/A indicates AV (Absentee) results are included in Elec Day results



Election Results

County Commissioner - District 9 One 2-year term

Official results, updated August 21, 9:05 PM

[Race List](#) | [Race Summary](#) | [Race Details](#) | [Race Details \(Printer Friendly\)](#)

POLL BOOK TOTALS	Juliana Sabatini (REP)			Bruce H. Brazen (DEM)			Fred Miller (DEM)			
	AV	Elec Day	TOTAL	AV	Elec Day	TOTAL	AV	Elec Day	TOTAL	
CLINTON TOWNSHIP										
01	396	75	59	134	17	14	31	66	51	117
02	153	24	22	46	6	4	10	28	31	59
04	76	13	6	19	1	2	3	23	15	38
06	352	51	44	95	8	8	16	73	78	151
08	265	28	53	81	6	11	17	58	51	109
14	166	18	26	44	1	10	11	33	37	70
15	306	29	46	75	9	24	33	50	61	111
28	189	26	20	46	7	4	11	47	56	103
29	522	88	136	224	15	10	25	72	77	149
34	110	6	24	30	1	8	9	13	34	47
38	337	37	77	114	7	18	25	38	55	93
42	344	50	48	98	10	9	19	72	57	129
44	596	117	84	201	9	32	41	22	61	83
45	373	59	78	137	11	5	16	70	71	141
46	567	155	63	218	25	16	41	115	48	163
	4,752	776	786	1,562	133	175	308	780	783	1,563
MACOMB TOWNSHIP										
02	448	79	98	177	7	13	20	44	57	101
04	432	55	106	161	7	23	30	54	63	117

■ Yellow in the TOTALS column means precinct hasn't reported
 N/A indicates AV (Absentee) results are included in Elec Day results



Election Results

County Commissioner - District 9 One 2-year term

Official results, updated August 21, 9:05 PM

[Race List](#) | [Race Summary](#) | [Race Details](#) | [Race Details \(Printer Friendly\)](#)

POLL BOOK TOTALS	Juliana Sabatini (REP)			Bruce H. Brazen (DEM)			Fred Miller (DEM)		
	AV	Elec Day	TOTAL	AV	Elec Day	TOTAL	AV	Elec Day	TOTAL

CLINTON TOWNSHIP										
01	396	75	59	134	17	14	31	66	51	117
02	153	24	22	46	6	4	10	28	31	59
04	76	13	6	19	1	2	3	23	15	38
06	352	51	44	95	8	8	16	73	78	151
08	265	28	53	81	6	11	17	58	51	109
14	166	18	26	44	1	10	11	33	37	70
15	306	29	46	75	9	24	33	50	61	111
28	189	26	20	46	7	4	11	47	56	103
29	522	88	136	224	15	10	25	72	77	149
34	110	6	24	30	1	8	9	13	34	47
38	337	37	77	114	7	18	25	38	55	93
42	344	50	48	98	10	9	19	72	57	129
44	596	117	84	201	9	32	41	22	61	83
45	373	59	78	137	11	5	16	70	71	141
46	567	155	63	218	25	16	41	115	48	163
	4,752	776	786	1,562	133	175	308	780	783	1,563
MACOMB TOWNSHIP										
02	448	79	98	177	7	13	20	44	57	101
04	432	55	106	161	7	23	30	54	63	117
10	210	28	43	71	4	12	16	32	35	67
12	396	91	87	178	18	20	38	36	31	67
18	227	42	37	79	7	6	13	41	35	76
19	112	15	21	36	6	9	15	15	17	32
33	295	64	71	135	15	8	23	47	25	72
	2,120	374	463	837	64	91	155	269	263	532
MOUNT CLEMENS										
01	246	6	16	22	3	7	10	73	117	190
02	472	22	82	104	5	25	30	63	175	238
03	453	30	79	109	10	31	41	78	124	202
04	237	18	35	53	4	10	14	32	87	119
05	212	18	8	26	8	6	14	95	61	156
06	267	21	41	62	7	11	18	40	114	154
09	490	41	64	105	17	14	31	114	141	255
	2,377	156	325	481	54	104	158	495	819	1,314
TOTALS										

	9,249	1,306	1,574	2,880	251	370	621	1,544	1,865	3,409
--	-------	-------	-------	-------	-----	-----	-----	-------	-------	-------

■ Yellow in the TOTALS column means precinct hasn't reported
N/A indicates AV (Absentee) results are included in Elec Day results



Election Results

County Commissioner - District 10 One 2-year term

Official results, updated August 21, 9:05 PM

[Race List](#) | [Race Summary](#) | [Race Details](#) | [Race Details \(Printer Friendly\)](#)

POLL BOOK TOTALS	Jennifer Sharrock Piecuch (REP)			Zach Eineman (REP)			David J. Chavis (DEM)			Michael A. Boyle (DEM)		
	AV	Elec Day	TOTAL	AV	Elec Day	TOTAL	AV	Elec Day	TOTAL	AV	Elec Day	TOTAL

HARRISON TOWNSHIP													
01	452	48	42	90	38	53	91	27	36	63	18	47	65
02	470	39	52	91	29	47	76	23	51	74	33	44	77
03	338	21	52	73	28	54	82	11	14	25	24	28	52
04	666	68	109	177	53	90	143	12	41	53	36	51	87
05	668	70	113	183	55	111	166	22	24	46	24	38	62
06	565	52	89	141	44	100	144	31	29	60	28	44	72
07	683	53	75	128	76	95	171	19	32	51	44	53	97
08	324	20	34	54	17	31	48	17	32	49	29	46	75
09	513	80	57	137	58	57	115	20	21	41	25	27	52
10	392	35	54	89	16	67	83	18	31	49	16	34	50
	5,071	486	677	1,163	414	705	1,119	200	311	511	277	412	689

ST. CLAIR SHORES													
05	520	13	60	73	32	44	76	24	61	85	40	89	129
07	329	12	31	43	10	31	41	16	47	63	37	61	98
08	494	22	31	53	35	50	85	21	41	62	65	75	140
10	587	49	46	95	30	54	84	42	56	98	83	65	148
11	291	16	10	26	16	32	48	19	39	58	31	36	67
14	224	11	27	38	15	20	35	14	35	49	25	30	55
15	528	27	41	60	48	42	90	31	55	86	81	78	159

 Yellow in the TOTALS column means precinct hasn't reported
 N/A indicates AV (Absentee) results are included in Elec Day results



Election Results

County Commissioner - District 10 One 2-year term

Official results, updated August 21, 9:05 PM

[Race List](#) | [Race Summary](#) | [Race Details](#) | [Race Details \(Printer Friendly\)](#)

POLL BOOK TOTALS	Jennifer Sharrock Piecuch (REP)			Zach Eineman (REP)			David J. Chavis (DEM)			Michael A. Boyle (DEM)		
	AV	Elec Day	TOTAL	AV	Elec Day	TOTAL	AV	Elec Day	TOTAL	AV	Elec Day	TOTAL

HARRISON TOWNSHIP													
01	452	48	42	90	38	53	91	27	36	63	18	47	65
02	470	39	52	91	29	47	76	23	51	74	33	44	77
03	338	21	52	73	28	54	82	11	14	25	24	28	52
04	666	68	109	177	53	90	143	12	41	53	36	51	87
05	668	70	113	183	55	111	166	22	24	46	24	38	62
06	565	52	89	141	44	100	144	31	29	60	28	44	72
07	683	53	75	128	76	95	171	19	32	51	44	53	97
08	324	20	34	54	17	31	48	17	32	49	29	46	75
09	513	80	57	137	58	57	115	20	21	41	25	27	52
10	392	35	54	89	16	67	83	18	31	49	16	34	50
	5,071	486	677	1,163	414	705	1,119	200	311	511	277	412	689
ST. CLAIR SHORES													
05	520	13	60	73	32	44	76	24	61	85	40	89	129
07	329	12	31	43	10	31	41	16	47	63	37	61	98
08	494	22	31	53	35	50	85	21	41	62	65	75	140
10	587	49	46	95	30	54	84	42	56	98	83	65	148
11	291	16	10	26	16	32	48	19	39	58	31	36	67
14	224	11	27	38	15	20	35	14	35	49	25	30	55
15	538	27	41	68	48	42	90	31	55	86	81	78	159
16	606	21	53	74	46	53	99	38	84	122	100	68	168
17	672	33	67	100	43	89	132	43	58	101	89	74	163
18	499	25	48	73	34	71	105	42	47	89	65	58	123
19	434	25	34	59	32	46	78	31	30	61	59	62	121
20	300	24	31	55	16	25	41	20	30	50	46	25	71
21	382	22	28	50	22	39	61	29	41	70	57	46	103
22	345	18	36	54	13	36	49	18	36	54	36	56	92
23	470	26	52	78	32	33	65	31	37	68	75	60	135
24	726	69	52	121	49	35	84	73	69	142	105	83	188
	7,417	413	647	1,060	473	700	1,173	492	766	1,258	994	966	1,960
TOTALS													
	12,488	899	1,324	2,223	887	1,405	2,292	692	1,077	1,769	1,271	1,378	2,649

■ Yellow in the TOTALS column means precinct hasn't reported
N/A indicates AV (Absentee) results are included in Elec Day results



Election Results

County Commissioner - District 11 One 2-year term

Official results, updated August 21, 9:05 PM

[Race List](#) | [Race Summary](#) | [Race Details](#) | [Race Details \(Printer Friendly\)](#)

POLL BOOK TOTALS	Sharon Stockel (REP)			Carol Kowalski (DEM)			Kathy Tocco (DEM)			
	AV	Elec Day	TOTAL	AV	Elec Day	TOTAL	AV	Elec Day	TOTAL	
FRASER										
01	251	9	38	47	17	19	36	53	51	104
02	425	45	102	147	12	23	35	54	80	134
03	557	66	101	167	24	31	55	119	94	213
04	349	42	43	85	11	15	26	57	94	151
05	130	9	15	24	6	7	13	27	31	58
06	452	56	81	137	11	30	41	58	92	150
07	248	31	39	70	10	19	29	35	55	90
	2,412	258	419	677	91	144	235	403	497	900
ROSEVILLE										
01	144	8	23	31	11	9	20	25	41	66
02	206	21	35	56	14	21	35	38	34	72
03	296	23	44	67	27	19	46	66	66	132
04	238	27	50	77	21	32	53	37	35	72
05	342	34	55	89	25	37	62	64	76	140
06	247	5	51	56	20	35	55	41	42	83
07	161	11	39	50	7	20	27	22	38	60
08	280	9	52	61	31	40	71	47	59	106
09	293	31	46	77	23	21	44	55	57	112
10	148	16	20	36	13	16	29	23	29	52

 Yellow in the TOTALS column means precinct hasn't reported
 N/A indicates AV (Absentee) results are included in Elec Day results



Election Results

County Commissioner - District 11 One 2-year term

Official results, updated August 21, 9:05 PM

[Race List](#) | [Race Summary](#) | [Race Details](#) | [Race Details \(Printer Friendly\)](#)

POLL BOOK TOTALS	Sharon Stockel (REP)			Carol Kowalski (DEM)			Kathy Tocco (DEM)			
	AV	Elec Day	TOTAL	AV	Elec Day	TOTAL	AV	Elec Day	TOTAL	
FRASER										
01	251	9	38	47	17	19	36	53	51	104
02	425	45	102	147	12	23	35	54	80	134
03	557	66	101	167	24	31	55	119	94	213
04	349	42	43	85	11	15	26	57	94	151
05	130	9	15	24	6	7	13	27	31	58
06	452	56	81	137	11	30	41	58	92	150
07	248	31	39	70	10	19	29	35	55	90
	2,412	258	419	677	91	144	235	403	497	900
ROSEVILLE										
01	144	8	23	31	11	9	20	25	41	66
02	206	21	35	56	14	21	35	38	34	72
03	296	23	44	67	27	19	46	66	66	132
04	238	27	50	77	21	32	53	37	35	72
05	342	34	55	89	25	37	62	64	76	140
06	247	5	51	56	20	35	55	41	42	83
07	161	11	39	50	7	20	27	22	38	60
08	280	9	52	61	31	40	71	47	59	106
09	293	31	46	77	23	21	44	55	57	112
10	148	16	20	36	13	16	29	23	29	52
11	173	24	24	48	21	11	32	39	30	69
12	197	19	31	50	16	17	33	32	41	73
13	172	11	18	29	12	24	36	29	40	69
14	292	28	40	68	23	30	53	61	49	110
15	432	36	49	85	43	38	81	82	84	166
16	465	25	72	97	40	61	101	83	86	169
17	191	8	31	39	15	27	42	39	36	75
18	322	36	53	89	26	34	60	41	61	102
19	205	9	41	50	5	10	15	34	60	94
20	242	27	42	69	20	17	37	43	39	82
21	262	24	49	73	14	25	39	50	44	94
	5,308	432	865	1,297	427	544	971	951	1,047	1,998
TOTALS										
	7,720	690	1,284	1,974	518	688	1,206	1,354	1,544	2,898

Yellow in the TOTALS column means precinct hasn't reported

N/A indicates AV (Absentee) results are included in Elec Day results



Election Results

County Commissioner - District 12 One 2-year term

Official results, updated August 21, 9:05 PM

[Race List](#) | [Race Summary](#) | [Race Details](#) | [Race Details \(Printer Friendly\)](#)

POLL BOOK TOTALS	James Perna (REP)			Bob Smith (DEM)			
	AV	Elec Day	TOTAL	AV	Elec Day	TOTAL	
CLINTON TOWNSHIP							
03	232	18	25	43	56	74	130
05	193	1	11	12	33	105	138
07	241	32	36	68	59	64	123
09	187	30	32	62	36	44	80
10	459	88	88	176	73	72	145
11	278	22	43	65	45	85	130
12	169	15	35	50	34	33	67
13	349	24	55	79	62	116	178
16	374	79	68	147	85	56	141
17	253	24	36	60	46	60	106
18	357	63	66	129	80	52	132
19	466	104	68	172	95	54	149
20	36	2	7	9	5	15	20
21	222	30	22	52	60	47	107
22	325	42	34	76	85	85	170
23	505	88	87	175	103	79	182
24	313	53	65	118	62	47	109
25	273	35	47	82	53	64	117
26	421	63	94	157	73	70	143

Yellow in the TOTALS column means precinct hasn't reported
N/A indicates AV (Absentee) results are included in Elec Day results



Election Results

County Commissioner - District 12 One 2-year term

Official results, updated August 21, 9:05 PM

[Race List](#) | [Race Summary](#) | [Race Details](#) | [Race Details \(Printer Friendly\)](#)

POLL BOOK TOTALS	James Perna (REP)			Bob Smith (DEM)			
	AV	Elec Day	TOTAL	AV	Elec Day	TOTAL	
CLINTON TOWNSHIP							
03	232	18	25	43	56	74	130
05	193	1	11	12	33	105	138
07	241	32	36	68	59	64	123
09	187	30	32	62	36	44	80
10	459	88	88	176	73	72	145
11	278	22	43	65	45	85	130
12	169	15	35	50	34	33	67
13	349	24	55	79	62	116	178
16	374	79	68	147	85	56	141
17	253	24	36	60	46	60	106
18	357	63	66	129	80	52	132
19	466	104	68	172	95	54	149
20	36	2	7	9	5	15	20
21	222	30	22	52	60	47	107
22	325	42	34	76	85	85	170
23	505	88	87	175	103	79	182
24	313	53	65	118	62	47	109
25	273	35	47	82	53	64	117
26	421	63	94	157	73	70	143
27	396	88	77	165	70	67	137
30	300	42	43	85	52	73	125
31	280	31	39	70	36	86	122
32	315	63	39	102	64	47	111
33	414	55	76	131	94	75	169
35	720	132	98	230	194	109	303
36	322	70	48	118	56	61	117
37	572	103	68	171	137	101	238
39	335	58	48	106	94	56	150
40	507	56	128	184	77	100	177
41	376	47	52	99	93	65	158
43	219	38	42	80	48	40	88
	10,409	1,596	1,677	3,273	2,160	2,102	4,262
TOTALS							
	10,409	1,596	1,677	3,273	2,160	2,102	4,262

■ Yellow in the TOTALS column means precinct hasn't reported
N/A indicates AV (Absentee) results are included in Elec Day results



Election Results

County Commissioner - District 13 One 2-year term

Official results, updated August 21, 9:05 PM

[Race List](#) | [Race Summary](#) | [Race Details](#) | [Race Details \(Printer Friendly\)](#)

POLL BOOK TOTALS	Joe Sabatini (REP)			Kevin Karwowicz (REP)			Jonathan Garstka (DEM)			
	AV	Elec Day	TOTAL	AV	Elec Day	TOTAL	AV	Elec Day	TOTAL	
MACOMB TOWNSHIP										
01	323	51	66	117	22	29	51	42	36	78
03	292	32	79	111	7	44	51	27	31	58
05	443	63	103	166	34	45	79	54	54	108
06	408	63	43	106	37	35	72	72	35	107
07	370	52	41	93	27	36	63	38	53	91
08	316	55	34	89	39	27	66	34	40	74
09	291	50	47	97	26	42	68	19	34	53
11	418	45	65	110	28	51	79	37	83	120
13	370	41	79	120	27	48	75	18	58	76
14	424	58	77	135	18	44	62	46	48	94
15	498	112	61	173	59	36	95	78	41	119
16	526	44	117	161	41	93	134	35	68	103
17	343	47	74	121	17	35	52	30	54	84
20	332	50	65	115	28	26	54	36	50	86
21	454	62	60	122	51	40	91	90	44	134
22	507	84	67	151	60	47	107	74	36	110
23	592	133	65	198	95	30	125	64	46	110
24	671	114	106	220	67	67	134	77	60	137
25	191	32	35	67	13	30	43	10	22	32

 Yellow in the TOTALS column means precinct hasn't reported
 N/A indicates AV (Absentee) results are included in Elec Day results



Election Results

County Commissioner - District 13 One 2-year term

Official results, updated August 21, 9:05 PM

[Race List](#) | [Race Summary](#) | [Race Details](#) | [Race Details \(Printer Friendly\)](#)

POLL BOOK TOTALS	Joe Sabatini (REP)			Kevin Karwowicz (REP)			Jonathan Garstka (DEM)			
	AV	Elec Day	TOTAL	AV	Elec Day	TOTAL	AV	Elec Day	TOTAL	
MACOMB TOWNSHIP										
01	323	51	66	117	22	29	51	42	36	78
03	292	32	79	111	7	44	51	27	31	58
05	443	63	103	166	34	45	79	54	54	108
06	408	63	43	106	37	35	72	72	35	107
07	370	52	41	93	27	36	63	38	53	91
08	316	55	34	89	39	27	66	34	40	74
09	291	50	47	97	26	42	68	19	34	53
11	418	45	65	110	28	51	79	37	83	120
13	370	41	79	120	27	48	75	18	58	76
14	424	58	77	135	18	44	62	46	48	94
15	498	112	61	173	59	36	95	78	41	119
16	526	44	117	161	41	93	134	35	68	103
17	343	47	74	121	17	35	52	30	54	84
20	332	50	65	115	28	26	54	36	50	86
21	454	62	60	122	51	40	91	90	44	134
22	507	84	67	151	60	47	107	74	36	110
23	592	133	65	198	95	30	125	64	46	110
24	671	114	106	220	67	67	134	77	60	137
25	191	32	35	67	13	30	43	10	22	32
26	222	31	42	73	16	22	38	27	27	54
27	214	27	44	71	20	26	46	17	26	43
28	227	29	50	79	11	13	24	23	40	63
29	266	26	59	85	14	33	47	23	57	80
30	351	53	88	141	14	38	52	51	30	81
31	232	45	31	76	16	28	44	33	19	52
32	288	18	66	84	14	32	46	23	49	72
34	273	29	58	87	31	25	56	29	33	62
35	224	28	42	70	7	28	35	19	48	67
	10,066	1,474	1,764	3,238	839	1,050	1,889	1,126	1,222	2,348
TOTALS										
	10,066	1,474	1,764	3,238	839	1,050	1,889	1,126	1,222	2,348

■ Yellow in the TOTALS column means precinct hasn't reported
N/A indicates AV (Absentee) results are included in Elec Day results



Election Results

Probate Court Judge Non-Incumbent Position One 6-year term

Official results, updated August 21, 9:05 PM

[Race List](#) | [Race Summary](#) | [Race Details](#) | [Race Details \(Printer Friendly\)](#)

POLL BOOK TOTALS	Armand Velardo			Carl J. Marlinga			Gregory J. Mlynarek			Roxanne R. Canestrelli			Sandra Harrison			
	AV	Elec Day	TOTAL	AV	Elec Day	TOTAL	AV	Elec Day	TOTAL	AV	Elec Day	TOTAL	AV	Elec Day	TOTAL	
ARMADA TOWNSHIP																
01	720	3	25	28	124	123	247	14	10	24	13	19	32	41	38	79
02	461	8	18	26	45	105	150	8	22	30	6	15	21	12	31	43
	1,181	11	43	54	169	228	397	22	32	54	19	34	53	53	69	122
BRUCE TOWNSHIP																
01	462	4	18	22	61	91	152	6	10	16	8	11	19	28	32	60
02	824	22	37	59	92	182	274	22	41	63	13	24	37	28	43	71
03	460	4	11	15	78	90	168	9	17	26	14	13	27	17	30	47
04	540	4	12	16	62	117	179	6	26	32	6	24	30	21	45	66
	2,286	34	78	112	293	480	773	43	94	137	41	72	113	94	150	244
CENTER LINE CITY																
01	346	5	15	20	52	86	138	6	12	18	3	16	19	17	34	51
02	201	3	11	14	35	40	75	7	5	12	9	8	17	11	9	20
03	285	5	9	14	53	70	123	4	10	14	3	18	21	6	28	34
04	206	4	10	14	23	61	84	2	14	16	5	10	15	7	23	30
05	203	3	6	9	24	52	76	5	13	18	6	19	25	8	17	25
	1,241	20	51	71	187	309	496	24	54	78	26	71	97	49	111	160
CHESTERFIELD TOWNSHIP																
01	465	N/A	23	23	N/A	204	204	N/A	37	37	N/A	22	22	N/A	65	65
02	396	N/A	17	17	N/A	157	157	N/A	47	47	N/A	25	25	N/A	41	41

■ Yellow in the TOTALS column means precinct hasn't reported
N/A indicates AV (Absentee) results are included in Elec Day results



Election Results

Probate Court Judge Non-Incumbent Position One 6-year term

Official results, updated August 21, 9:05 PM

[Race List](#) | [Race Summary](#) | [Race Details](#) | [Race Details \(Printer Friendly\)](#)

POLL BOOK TOTALS	Armand Velardo			Carl J. Marlinga			Gregory J. Mlynarek			Roxanne R. Canestrelli			Sandra Harrison			
	AV	Elec Day	TOTAL	AV	Elec Day	TOTAL	AV	Elec Day	TOTAL	AV	Elec Day	TOTAL	AV	Elec Day	TOTAL	
ARMADA TOWNSHIP																
01	720	3	25	28	124	123	247	14	10	24	13	19	32	41	38	79
02	461	8	18	26	45	105	150	8	22	30	6	15	21	12	31	43
	1,181	11	43	54	169	228	397	22	32	54	19	34	53	53	69	122
BRUCE TOWNSHIP																
01	462	4	18	22	61	91	152	6	10	16	8	11	19	28	32	60
02	824	22	37	59	92	182	274	22	41	63	13	24	37	28	43	71
03	460	4	11	15	78	90	168	9	17	26	14	13	27	17	30	47
04	540	4	12	16	62	117	179	6	26	32	6	24	30	21	45	66
	2,286	34	78	112	293	480	773	43	94	137	41	72	113	94	150	244
CENTER LINE CITY																
01	346	5	15	20	52	86	138	6	12	18	3	16	19	17	34	51
02	201	3	11	14	35	40	75	7	5	12	9	8	17	11	9	20
03	285	5	9	14	53	70	123	4	10	14	3	18	21	6	28	34
04	206	4	10	14	23	61	84	2	14	16	5	10	15	7	23	30
05	203	3	6	9	24	52	76	5	13	18	6	19	25	8	17	25
	1,241	20	51	71	187	309	496	24	54	78	26	71	97	49	111	160
CHESTERFIELD TOWNSHIP																
01	465	N/A	23	23	N/A	204	204	N/A	37	37	N/A	22	22	N/A	65	65
02	396	N/A	17	17	N/A	157	157	N/A	47	47	N/A	25	25	N/A	41	41
03	481	N/A	21	21	N/A	180	180	N/A	36	36	N/A	34	34	N/A	64	64
04	127	N/A	12	12	N/A	42	42	N/A	5	5	N/A	7	7	N/A	10	10
05	465	N/A	17	17	N/A	169	169	N/A	30	30	N/A	40	40	N/A	76	76
06	378	N/A	21	21	N/A	159	159	N/A	23	23	N/A	31	31	N/A	36	36
07	493	N/A	21	21	N/A	181	181	N/A	47	47	N/A	23	23	N/A	63	63
08	414	N/A	17	17	N/A	152	152	N/A	28	28	N/A	23	23	N/A	54	54
09	322	N/A	12	12	N/A	137	137	N/A	23	23	N/A	23	23	N/A	40	40
10	662	N/A	26	26	N/A	288	288	N/A	44	44	N/A	40	40	N/A	98	98
11	250	N/A	10	10	N/A	95	95	N/A	22	22	N/A	20	20	N/A	26	26
12	226	N/A	6	6	N/A	74	74	N/A	24	24	N/A	17	17	N/A	38	38
13	375	N/A	18	18	N/A	147	147	N/A	21	21	N/A	27	27	N/A	44	44
14	221	N/A	15	15	N/A	73	73	N/A	7	7	N/A	7	7	N/A	40	40
15	56	N/A	4	4	N/A	13	13	N/A	1	1	N/A	5	5	N/A	16	16
16	201	N/A	11	11	N/A	85	85	N/A	12	12	N/A	17	17	N/A	22	22

	219	4	11	15	47	45	92	10	10	20	8	6	14	16	15	31
44	596	28	22	50	137	89	226	22	19	41	10	17	27	42	20	62
45	373	5	10	15	76	68	144	11	10	21	11	13	24	25	35	60
46	567	25	20	45	142	54	196	30	10	40	25	14	39	45	28	73
	15,161	341	544	885	2,824	2,663	5,487	500	483	983	437	495	932	1,020	926	1,946

EASTPOINTE

01	272	0	11	11	27	94	121	2	8	10	7	13	20	5	29	34
02	446	3	16	19	69	127	196	2	19	21	6	25	31	16	48	64
03	374	7	25	32	44	103	147	7	23	30	8	20	28	10	34	44
04	351	5	14	19	58	89	147	11	12	23	5	19	24	12	42	54
05	329	2	14	16	38	102	140	9	12	21	5	26	31	14	31	45
06	341	6	10	16	42	90	132	1	14	15	3	21	24	15	51	66
07	391	3	14	17	46	120	166	7	11	18	6	26	32	10	49	59
08	338	6	14	20	45	95	140	4	11	15	7	18	25	11	35	46
09	361	4	21	25	46	96	142	6	11	17	12	14	26	9	32	41
10	296	2	17	19	62	57	119	7	7	14	7	13	20	17	27	44
11	518	10	27	37	77	139	216	8	12	20	13	30	43	21	49	70
12	531	8	35	43	68	128	196	15	19	34	14	22	36	29	61	90
	4,548	56	218	274	622	1,240	1,862	79	159	238	93	247	340	169	488	657

FRASER

01	251	3	10	13	56	58	114	1	8	9	5	8	13	14	26	40
02	425	9	25	34	54	98	152	13	19	32	12	21	33	18	30	48
03	557	16	37	53	116	100	216	8	17	25	12	20	32	30	27	57
04	349	5	10	15	66	72	138	10	17	27	9	13	22	20	22	42
05	130	3	3	6	20	26	46	4	9	13	2	2	4	11	8	19
06	452	8	27	35	72	120	192	15	19	34	6	16	22	21	30	51
07	248	0	10	10	35	52	87	8	9	17	7	12	19	19	20	39
	2,412	44	122	166	419	526	945	59	98	157	53	92	145	133	163	296

HARRISON TOWNSHIP

01	452	10	11	21	83	73	156	11	9	20	15	24	39	18	42	60
02	470	10	10	20	73	93	166	8	9	17	9	15	24	28	48	76
03	338	3	6	9	50	71	121	7	14	21	5	15	20	22	22	44
04	666	9	14	23	111	128	239	20	23	43	14	24	38	25	46	71
05	668	7	29	36	109	127	236	22	19	41	18	18	36	31	47	78
06	565	13	27	40	85	121	206	12	20	32	6	19	25	26	39	65
07	683	14	16	30	131	142	273	25	17	42	5	26	31	40	45	85
08	324	9	11	20	59	64	123	7	14	21	10	15	25	23	32	55
09	513	11	15	26	109	72	181	22	19	41	6	10	16	46	33	79
10	392	4	15	19	55	81	136	6	11	17	1	11	12	24	38	62
	5,071	90	154	244	865	972	1,837	140	155	295	89	177	266	283	392	675

LENOX TOWNSHIP

01	469	9	9	18	88	99	187	12	11	23	11	13	24	13	29	42
02	444	2	7	9	74	87	161	7	19	26	7	19	26	26	37	63
03	509	4	14	18	45	148	193	1	16	17	10	35	45	16	60	76
04	167	2	6	8	5	49	54	0	5	5	1	16	17	6	26	32
	1,589	17	36	53	212	383	595	20	51	71	29	83	112	61	152	213

MACOMB TOWNSHIP

01	323	9	10	19	49	60	109	14	23	37	8	10	18	32	18	50
02	448	7	19	26	85	95	180	8	19	27	7	13	20	30	31	61

	290	6	12	18	48	73	121	13	4	17	4	7	11	9	28	37
03	481	4	7	11	76	141	217	4	19	23	12	26	38	29	45	74
04	391	6	11	17	60	95	155	10	9	19	9	19	28	25	34	59
05	405	3	18	21	53	121	174	10	15	25	7	9	16	17	37	54
	1,834	28	54	82	280	509	789	39	55	94	35	77	112	89	168	257

RAY TOWNSHIP

01	446	9	12	21	37	91	128	7	10	17	4	18	22	29	35	64
02	618	5	13	18	74	131	205	11	19	30	7	16	23	26	37	63
	1,064	14	25	39	111	222	333	18	29	47	11	34	45	55	72	127

RICHMOND TOWNSHIP

01	287	N/A	12	12	N/A	110	110	N/A	22	22	N/A	16	16	N/A	29	29
02	293	N/A	15	15	N/A	115	115	N/A	9	9	N/A	15	15	N/A	28	28
	580	N/A	27	27	N/A	225	225	N/A	31	31	N/A	31	31	N/A	57	57

RICHMOND CITY

01	575	10	15	25	98	87	185	18	19	37	17	35	52	33	37	70
02	372	16	16	32	55	62	117	9	11	20	7	31	38	20	28	48
	947	26	31	57	153	149	302	27	30	57	24	66	90	53	65	118

ROSEVILLE

01	144	3	8	11	26	43	69	3	7	10	4	1	5	8	9	17
02	206	1	5	6	39	43	82	10	4	14	6	8	14	8	20	28
03	296	7	8	15	58	59	117	9	6	15	7	15	22	21	31	52
04	238	5	12	17	51	54	105	2	7	9	12	11	23	8	24	32
05	342	11	14	25	70	81	151	3	15	18	5	14	19	13	24	37
06	247	0	9	9	41	67	108	2	5	7	6	14	20	13	24	37
07	161	2	4	6	17	44	61	5	5	10	3	15	18	12	15	27
08	280	2	5	7	49	86	135	6	10	16	7	17	24	16	25	41
09	293	5	15	20	73	59	132	4	14	18	12	6	18	16	23	39
10	148	4	12	16	25	28	53	1	6	7	4	9	13	8	11	19
11	173	3	2	5	46	31	77	3	4	7	4	9	13	19	13	32
12	197	9	4	13	36	45	81	4	9	13	7	11	18	13	11	24
13	172	4	7	11	31	36	67	3	4	7	2	13	15	13	13	26
14	292	6	11	17	52	55	107	7	16	23	5	11	16	19	21	40
15	432	13	9	22	96	80	176	13	13	26	11	26	37	22	24	46
16	465	13	16	29	93	118	211	2	12	14	16	22	38	26	31	57
17	191	3	8	11	30	37	67	2	6	8	7	9	16	11	20	31
18	322	4	15	19	62	81	143	7	10	17	7	16	23	19	29	48
19	205	2	13	15	32	56	88	3	16	19	3	9	12	7	16	23
20	242	5	5	10	54	57	111	3	7	10	6	6	12	16	17	33
21	262	4	15	19	47	50	97	7	14	21	7	10	17	22	14	36
	5,308	106	197	303	1,028	1,210	2,238	99	190	289	141	252	393	310	415	725

SHELBY TOWNSHIP

01	770	13	32	45	96	142	238	10	32	42	17	30	47	30	66	96
02	626	7	15	22	96	129	225	19	21	40	20	22	42	32	37	69
03	275	2	6	8	51	67	118	6	14	20	0	8	8	9	15	24
04	489	11	17	28	82	92	174	24	18	42	14	18	32	14	21	35
05	707	13	29	42	119	141	260	18	20	38	26	26	52	31	43	74
06	229	0	6	6	23	57	80	0	11	11	1	16	17	2	18	20
07	766	8	22	30	120	127	247	26	32	58	32	19	51	26	53	79
08	371	9	18	27	52	72	124	10	9	19	7	14	21	19	20	39

09	215	3	10	13	22	40	62	4	16	20	3	11	14	12	18	30
10	390	5	10	15	58	89	147	11	10	21	15	16	31	17	21	38
11	389	5	9	14	48	76	124	11	11	22	5	13	18	14	22	36
12	546	4	12	16	87	94	181	12	13	25	10	18	28	24	36	60
13	372	7	14	21	68	74	142	11	11	22	18	14	32	10	14	24
14	534	3	19	22	76	102	178	5	11	16	12	16	28	19	25	44
15	355	3	9	12	47	76	123	9	23	32	8	15	23	11	13	24
16	792	16	38	54	121	126	247	22	27	49	25	28	53	30	36	66
17	648	12	25	37	64	114	178	10	21	31	12	35	47	26	52	78
18	374	6	10	16	79	69	148	4	15	19	13	14	27	21	18	39
19	420	7	19	26	63	75	138	17	9	26	6	7	13	14	26	40
20	297	9	12	21	40	56	96	5	11	16	13	7	20	7	17	24
21	137	0	5	5	13	24	37	0	7	7	7	6	13	11	19	30
22	860	24	34	58	149	158	307	13	39	52	30	32	62	39	51	90
23	781	22	67	89	125	138	263	13	27	40	23	21	44	29	46	75
24	943	27	57	84	162	153	315	34	42	76	21	19	40	44	44	88
25	595	13	18	31	104	115	219	31	20	51	19	14	33	34	27	61
26	502	10	9	19	116	68	184	20	5	25	26	16	42	27	21	48
27	477	4	26	30	80	77	157	11	17	28	16	18	34	18	32	50
28	801	20	13	33	243	98	341	22	12	34	41	19	60	38	26	64
29	281	4	11	15	26	72	98	3	18	21	3	16	19	2	13	15
	14,942	267	572	839	2,430	2,721	5,151	381	522	903	443	508	951	610	850	1,460

ST. CLAIR SHORES

01	898	19	29	48	198	152	350	9	21	30	34	45	79	37	50	87
02	468	4	19	23	77	92	169	11	13	24	23	28	51	13	38	51
03	497	5	17	22	85	105	190	11	18	29	21	28	49	22	20	42
04	340	10	16	26	67	67	134	4	14	18	6	21	27	16	14	30
05	520	4	17	21	69	114	183	4	32	36	12	27	39	10	43	53
06	523	9	10	19	87	108	195	14	18	32	13	27	40	19	35	54
07	329	6	15	21	40	80	120	5	14	19	12	25	37	11	30	41
08	494	4	18	22	97	92	189	14	21	35	13	20	33	21	27	48
09	358	7	10	17	59	60	119	11	17	28	11	16	27	19	23	42
10	587	5	14	19	110	128	238	16	15	31	18	31	49	32	21	53
11	291	4	14	18	44	56	100	7	13	20	2	16	18	20	12	32
12	679	18	18	36	119	129	248	16	21	37	21	41	62	18	48	66
13	904	16	31	47	161	188	349	27	30	57	27	49	76	45	48	93
14	224	1	12	13	34	41	75	5	20	25	6	14	20	12	15	27
15	538	10	18	28	102	96	198	18	18	36	14	30	44	29	25	54
16	606	5	19	24	113	113	226	7	20	27	27	43	70	38	42	80
17	672	4	21	25	115	131	246	20	25	45	20	28	48	36	35	71
18	499	9	15	24	92	120	212	9	17	26	27	23	50	24	31	55
19	434	7	10	17	75	92	167	9	19	28	23	24	47	17	23	40
20	300	7	10	17	60	38	98	8	13	21	12	20	32	13	22	35
21	382	9	7	16	61	75	136	10	9	19	8	25	33	34	24	58
22	345	5	15	20	47	74	121	3	9	12	9	21	30	22	26	48
23	470	9	11	20	74	105	179	14	13	27	23	32	55	23	20	43
24	726	22	15	37	134	113	247	22	16	38	35	38	73	53	35	88
	12,084	199	381	580	2,120	2,369	4,489	274	426	700	417	672	1,089	584	707	1,291

STERLING HEIGHTS

01	324	4	5	9	59	90	149	8	7	15	6	7	13	24	31	55
02	449	10	12	22	74	103	177	21	25	46	2	16	18	30	48	78
03	500	10	16	26	111	97	208	22	27	49	15	8	23	33	41	74
04	571	11	20	31	103	122	225	9	27	36	15	24	39	18	38	56
05	584	13	25	38	102	124	226	21	21	42	23	14	37	36	55	91
06	296	6	11	17	57	73	130	8	14	22	4	14	18	14	19	33
07	457	4	16	20	112	105	217	13	23	36	5	10	15	22	41	63
08	361	6	16	22	74	74	148	13	15	28	6	14	20	17	21	38
09	239	6	12	18	60	49	109	6	11	17	7	5	12	11	9	20
10	515	11	15	26	116	102	218	33	33	66	15	24	39	38	18	56
11	327	3	12	15	60	66	126	13	21	34	6	14	20	19	21	40
12	592	18	23	41	157	130	287	22	13	35	19	8	27	39	32	71
13	301	4	12	16	62	53	115	12	11	23	9	3	12	18	21	39
14	242	2	3	5	39	58	97	8	10	18	6	14	20	17	17	34
15	335	8	7	15	66	54	120	10	15	25	5	8	13	21	23	44
16	305	4	7	11	60	62	122	6	13	19	8	16	24	19	29	48
17	342	9	7	16	89	77	166	10	21	31	9	8	17	21	15	36
18	510	9	11	20	97	139	236	17	18	35	10	17	27	24	35	59
19	479	5	15	20	84	92	176	14	22	36	16	24	40	30	46	76
20	465	4	13	17	82	133	215	17	19	36	14	13	27	27	24	51
21	261	4	15	19	50	68	118	3	13	16	5	10	15	8	29	37
22	321	2	10	12	50	89	139	12	22	34	7	5	12	16	26	42
23	364	6	14	20	64	83	147	11	15	26	2	19	21	19	20	39
24	261	6	12	18	25	71	96	7	16	23	6	8	14	14	21	35
25	586	13	15	28	123	130	253	19	32	51	10	19	29	28	54	82
26	544	8	33	41	74	149	223	13	23	36	11	20	31	20	34	54
27	428	4	28	32	70	121	191	4	30	34	2	10	12	25	31	56
28	382	13	14	27	63	93	156	8	29	37	11	11	22	7	29	36
29	368	3	10	13	52	88	140	8	25	33	6	11	17	24	25	49
30	207	5	4	9	38	47	85	0	9	9	4	6	10	12	12	24
31	218	2	3	5	29	58	87	12	12	24	4	7	11	9	17	26
32	101	1	2	3	34	22	56	0	8	8	1	2	3	3	8	11
33	373	7	10	17	74	76	150	22	21	43	12	7	19	18	24	42
34	437	3	5	8	79	124	203	12	47	59	3	13	16	13	40	53
35	185	3	5	8	12	55	67	1	11	12	4	13	17	12	24	36
36	516	12	12	24	108	105	213	14	28	42	13	12	25	43	32	75
37	373	4	16	20	75	95	170	18	17	35	7	10	17	19	31	50
38	495	8	15	23	100	96	196	26	17	43	13	17	30	31	27	58
39	328	6	13	19	42	75	117	7	36	43	8	10	18	18	16	34
40	168	7	6	13	29	30	59	3	3	6	4	9	13	8	9	17
41	277	7	6	13	45	74	119	3	16	19	5	14	19	16	22	38
42	418	10	10	20	79	103	182	11	18	29	9	9	18	23	20	43
43	782	25	20	45	159	135	294	24	39	63	17	17	34	54	29	83
44	391	12	9	21	95	73	168	14	20	34	8	14	22	22	18	40
45	437	16	9	25	64	90	154	5	16	21	9	10	19	35	37	72
	17,415	334	554	888	3,297	3,953	7,250	540	889	1,429	381	544	925	975	1,219	2,194

UTICA

01	126	N/A	4	4	N/A	46	46	N/A	13	13	N/A	5	5	N/A	21	21
----	-----	-----	---	---	-----	----	----	-----	----	----	-----	---	---	-----	----	----

02	294	N/A	9	9	N/A	131	131	N/A	19	19	N/A	25	25	N/A	34	34
03	254	N/A	13	13	N/A	98	98	N/A	14	14	N/A	17	17	N/A	34	34
	674	N/A	26	26	N/A	275	275	N/A	46	46	N/A	47	47	N/A	89	89

VILLAGE OF GROSSE POINTE SHORES

03	21	N/A	0	0	N/A	9	9	N/A	1	1	N/A	1	1	N/A	5	5
	21	N/A	0	0	N/A	9	9	N/A	1	1	N/A	1	1	N/A	5	5

WARREN

01	203	0	8	8	31	49	80	1	9	10	2	14	16	12	22	34
02	161	2	5	7	30	47	77	3	6	9	2	6	8	11	14	25
03	350	1	16	17	68	105	173	5	16	21	2	18	20	11	38	49
04	316	0	8	8	47	114	161	5	7	12	9	17	26	7	30	37
05	249	0	11	11	46	57	103	2	8	10	3	17	20	7	27	34
06	386	1	7	8	65	90	155	9	14	23	2	16	18	25	37	62
07	152	0	12	12	15	48	63	3	4	7	2	11	13	7	18	25
08	151	0	5	5	19	45	64	1	9	10	3	7	10	7	20	27
09	193	3	8	11	28	67	95	4	8	12	0	9	9	11	20	31
10	147	0	6	6	14	45	59	0	4	4	4	5	9	7	16	23
11	2	0	0	0	0	0	0	0	1	1	0	0	0	0	1	1
12	115	4	9	13	11	24	35	2	7	9	1	9	10	4	18	22
13	104	0	4	4	11	23	34	4	7	11	1	1	2	5	17	22
14	393	4	18	22	65	123	188	3	19	22	7	17	24	19	31	50
15	174	2	10	12	23	45	68	3	9	12	0	7	7	5	23	28
16	130	2	6	8	25	37	62	1	4	5	3	4	7	6	15	21
17	270	0	6	6	50	63	113	3	17	20	10	20	30	18	16	34
18	64	1	1	2	8	17	25	2	4	6	0	6	6	1	8	9
19	308	6	8	14	51	98	149	3	18	21	0	9	9	17	24	41
20	417	10	16	26	89	79	168	19	23	42	11	14	25	18	32	50
22	517	7	31	38	72	128	200	16	21	37	11	17	28	23	38	61
23	443	5	11	16	88	93	181	14	16	30	10	23	33	21	37	58
24	174	2	5	7	38	48	86	4	6	10	5	10	15	12	16	28
25	244	5	10	15	43	67	110	1	14	15	5	18	23	15	12	27
26	144	0	9	9	21	39	60	1	10	11	3	11	14	1	16	17
27	547	15	23	38	132	111	243	16	25	41	19	22	41	30	29	59
28	278	7	9	16	55	54	109	9	10	19	12	8	20	19	18	37
29	320	3	10	13	74	54	128	4	10	14	9	24	33	13	25	38
30	242	5	12	17	46	72	118	10	9	19	2	13	15	11	17	28
31	619	16	29	45	146	124	270	16	37	53	19	15	34	23	38	61
32	526	15	25	40	106	106	212	13	32	45	11	24	35	34	53	87
33	627	19	18	37	127	138	265	30	27	57	17	22	39	26	40	66
34	240	0	4	4	46	75	121	6	9	15	5	11	16	13	19	32
35	532	2	13	15	118	129	247	23	20	43	12	16	28	32	35	67
36	298	9	4	13	47	58	105	7	20	27	3	11	14	14	32	46
37	490	11	8	19	90	99	189	13	12	25	26	13	39	28	44	72
38	182	0	7	7	23	53	76	4	16	20	4	5	9	6	12	18
39	98	1	4	5	5	26	31	0	5	5	4	7	11	7	17	24
40	278	4	6	10	59	74	133	6	18	24	5	9	14	14	19	33
41	332	8	12	20	60	87	147	13	16	29	4	9	13	8	22	30
42	294	8	15	23	75	64	139	8	5	13	9	8	17	9	17	26

43	500	10	25	35	93	111	204	18	22	40	18	23	41	21	32	53
44	365	11	15	26	79	60	139	15	11	26	11	14	25	32	40	72
45	365	6	11	17	80	83	163	13	15	28	10	20	30	22	19	41
46	336	1	10	11	84	81	165	15	16	31	8	7	15	18	22	40
47	647	17	21	38	138	131	269	14	16	30	11	22	33	29	46	75
48	219	2	7	9	44	44	88	10	9	19	5	4	9	13	17	30
49	599	12	13	25	145	129	274	17	10	27	21	16	37	51	30	81
50	456	7	10	17	99	116	215	15	17	32	9	18	27	26	37	63
51	705	14	16	30	191	99	290	34	23	57	18	17	35	55	68	123
52	402	13	9	22	76	59	135	12	26	38	8	18	26	29	45	74
53	365	9	13	22	71	77	148	12	15	27	5	14	19	24	24	48
54	537	8	20	28	120	123	243	16	21	37	11	17	28	33	43	76
55	473	1	15	16	86	131	217	14	29	43	2	15	17	17	41	58
56	253	6	7	13	60	62	122	6	14	20	6	5	11	13	16	29
57	446	3	15	18	66	127	193	7	17	24	5	26	31	19	33	52
58	696	7	25	32	151	163	314	16	27	43	15	26	41	47	52	99
	19,074	305	661	966	3,750	4,471	8,221	521	820	1,341	420	765	1,185	1,006	1,548	2,554

WASHINGTON TOWNSHIP

01	347	2	13	15	49	70	119	6	11	17	4	11	15	10	30	40
02	698	20	18	38	153	110	263	20	32	52	20	24	44	50	53	103
03	626	16	16	32	107	128	235	13	22	35	8	27	35	22	40	62
04	364	8	15	23	46	85	131	8	19	27	5	23	28	25	26	51
05	631	13	26	39	133	114	247	28	15	43	9	10	19	39	37	76
06	700	16	30	46	120	127	247	29	24	53	22	22	44	49	36	85
07	581	7	25	32	97	105	202	15	21	36	3	13	16	35	35	70
08	504	10	16	26	116	109	225	15	15	30	10	15	25	27	30	57
09	543	4	26	30	67	104	171	12	27	39	14	21	35	19	36	55
	4,994	96	185	281	888	952	1,840	146	186	332	95	166	261	276	323	599

TOTALS

	133,581	2,279	4,784	7,063	22,373	29,407	51,780	3,381	5,502	8,883	3,129	5,342	8,471	6,693	9,762	16,455
--	---------	-------	-------	-------	--------	--------	--------	-------	-------	-------	-------	-------	-------	-------	-------	--------

■ Yellow in the TOTALS column means precinct hasn't reported
 N/A indicates AV (Absentee) results are included in Elec Day results



Election Results

Delegate to County Convention Armada Township - Precinct 1

Official results, updated August 21, 9:05 PM

[Race List](#) | [Delegate List](#) | [Race Summary](#)

NOTE: Results do not include votes cast for write-in candidates.

Republican Party				
1 of 1 (100.0%) precincts reporting*				
Vote for not more than 7				
Ben R. Delecke	REP	247	30.5%	
Harry Awdey	REP	198	24.4%	
Don Eison	REP	195	24.0%	
Gary Race	REP	171	21.1%	

Democratic Party				
There are no declared candidates for this office.				

*Please Note: A precinct will not display in the percent of precincts reporting until both election day and AV (absentee) results are recorded for that precinct.



Election Results

Delegate to County Convention Armada Township - Precinct 2

Official results, updated August 21, 9:05 PM

[Race List](#) | [Delegate List](#) | [Race Summary](#)

NOTE: Results do not include votes cast for write-in candidates.

Republican Party

There are no declared candidates for this office.

Democratic Party

There are no declared candidates for this office.

*Please Note: A precinct will not display in the percent of precincts reporting until both election day and AV (absentee) results are recorded for that precinct.



Election Results

Delegate to County Convention Bruce Township - Precinct 1

Official results, updated August 21, 9:05 PM

[Race List](#) | [Delegate List](#) | [Race Summary](#)

NOTE: Results do not include votes cast for write-in candidates.

Republican Party				
1 of 1 (100.0%) precincts reporting*				
Vote for not more than 4				
Janet deBeauclair	REP	154	24.9%	
Robin Maxwell	REP	138	22.3%	
Karen Betzing	REP	115	18.6%	
Douglas Betzing	REP	112	18.1%	
Len Kondrat	REP	100	16.2%	

Democratic Party				
1 of 1 (100.0%) precincts reporting*				
Vote for not more than 2				
Miracle Foster	DEM	61	100.0%	

*Please Note: A precinct will not display in the percent of precincts reporting until both election day and AV (absentee) results are recorded for that precinct.



Election Results

Delegate to County Convention Bruce Township - Precinct 2

Official results, updated August 21, 9:05 PM

[Race List](#) | [Delegate List](#) | [Race Summary](#)

NOTE: Results do not include votes cast for write-in candidates.

Republican Party				
1 of 1 (100.0%) precincts reporting*				
Vote for not more than 7				
Marianne K. Weiss	REP	259	22.5%	<div style="width: 22.5%;"></div>
Alice Mary Tocco	REP	237	20.6%	<div style="width: 20.6%;"></div>
Lenore Kurek	REP	221	19.2%	<div style="width: 19.2%;"></div>
Robert N. Russo	REP	220	19.1%	<div style="width: 19.1%;"></div>
Joseph Janosky	REP	214	18.6%	<div style="width: 18.6%;"></div>

Democratic Party				
There are no declared candidates for this office.				

*Please Note: A precinct will not display in the percent of precincts reporting until both election day and AV (absentee) results are recorded for that precinct.



Election Results

Delegate to County Convention Bruce Township - Precinct 3

Official results, updated August 21, 9:05 PM

[Race List](#) | [Delegate List](#) | [Race Summary](#)

NOTE: Results do not include votes cast for write-in candidates.

Republican Party				
1 of 1 (100.0%) precincts reporting*				
Vote for not more than 6				
Donna Lynch	REP	148	18.2%	
Eric Ventimiglia	REP	148	18.2%	
Roy Mills	REP	136	16.8%	
Matthew Mills	REP	135	16.6%	
Lee Verbouw	REP	125	15.4%	
Lucrezia Cooke	REP	119	14.7%	

Democratic Party				
1 of 1 (100.0%) precincts reporting*				
Vote for not more than 2				
Patricia Leitzel	DEM	42	100.0%	

*Please Note: A precinct will not display in the percent of precincts reporting until both election day and AV (absentee) results are recorded for that precinct.



Election Results

Delegate to County Convention Bruce Township - Precinct 4

Official results, updated August 21, 9:06 PM

[Race List](#) | [Delegate List](#) | [Race Summary](#)

NOTE: Results do not include votes cast for write-in candidates.

Republican Party				
1 of 1 (100.0%) precincts reporting*				
Vote for not more than 7				
Herb Kuhn	REP	113	12.6%	■
William Lackowski	REP	113	12.6%	■
Brian Drzewiecki	REP	112	12.5%	■
Debora Deakin	REP	110	12.3%	■
Jon Ulinski	REP	108	12.0%	■
Bruce H. Goodreau				



Election Results

Delegate to County Convention Center Line - Precinct 1

Official results, updated August 21, 9:06 PM

[Race List](#) | [Delegate List](#) | [Race Summary](#)

NOTE: Results do not include votes cast for write-in candidates.

Republican Party				
1 of 1 (100.0%) precincts reporting*				
Vote for not more than 3				
David W. Hanselman	REP	49	36.8%	
Gail Martin	REP	43	32.3%	
Katheleen J. Hanselman	REP	41	30.8%	

Democratic Party				
1 of 1 (100.0%) precincts reporting*				
Vote for not more than 2				
David Willis	DEM	139	100.0%	

*Please Note: A precinct will not display in the percent of precincts reporting until both election day and AV (absentee) results are recorded for that precinct.



Delegate to County Convention Center Line - Precinct 2

Official results, updated August 21, 9:06 PM

[Race List](#) | [Delegate List](#) | [Race Summary](#)

NOTE: Results do not include votes cast for write-in candidates.

Republican Party				
1 of 1 (100.0%) precincts reporting*				
Vote for not more than 2				
Paula Michals	REP	36	100.0%	<div style="width: 100%; height: 10px; background-color: red;"></div>

Democratic Party				
There are no declared candidates for this office.				

*Please Note: A precinct will not display in the percent of precincts reporting until both election day and AV (absentee) results are recorded for that precinct.



Election Results

Delegate to County Convention Center Line - Precinct 3

Official results, updated August 21, 9:06 PM

[Race List](#) | [Delegate List](#) | [Race Summary](#)

NOTE: Results do not include votes cast for write-in candidates.

Republican Party				
1 of 1 (100.0%) precincts reporting*				
Vote for not more than 2				
Beth Foster	REP	39	52.7%	
Stuart B. Foster	REP	35	47.3%	

Democratic Party				
1 of 1 (100.0%) precincts reporting*				
Vote for not more than 2				
Suzanne Hill	DEM	152	100.0%	

*Please Note: A precinct will not display in the percent of precincts reporting until both election day and AV (absentee) results are recorded for that precinct.



Election Results

Delegate to County Convention Center Line - Precinct 4

Official results, updated August 21, 9:06 PM

[Race List](#) | [Delegate List](#) | [Race Summary](#)

NOTE: Results do not include votes cast for write-in candidates.

Republican Party

There are no declared candidates for this office.

Democratic Party

There are no declared candidates for this office.

*Please Note: A precinct will not display in the percent of precincts reporting until both election day and AV (absentee) results are recorded for that precinct.



Election Results

Delegate to County Convention Center Line - Precinct 5

Official results, updated August 21, 9:06 PM

[Race List](#) | [Delegate List](#) | [Race Summary](#)

NOTE: Results do not include votes cast for write-in candidates.

Republican Party

There are no declared candidates for this office.

Democratic Party

There are no declared candidates for this office.

*Please Note: A precinct will not display in the percent of precincts reporting until both election day and AV (absentee) results are recorded for that precinct.



Election Results

Delegate to County Convention Chesterfield Township - Precinct 1

Official results, updated August 21, 9:06 PM

[Race List](#) | [Delegate List](#) | [Race Summary](#)

NOTE: Results do not include votes cast for write-in candidates.

Republican Party				
1 of 1 (100.0%) precincts reporting*				
Vote for not more than 4				
Philip Kraft	REP	128	38.7%	
Harry Andreopoulos	REP	103	31.1%	
Harvey John Sainsbury	REP	100	30.2%	

Democratic Party				
1 of 1 (100.0%) precincts reporting*				
Vote for not more than 2				
Stephen Cunnings	DEM	139	100.0%	

*Please Note: A precinct will not display in the percent of precincts reporting until both election day and AV (absentee) results are recorded for that precinct.



Delegate to County Convention Chesterfield Township - Precinct 2

Official results, updated August 21, 9:06 PM

[Race List](#) | [Delegate List](#) | [Race Summary](#)

NOTE: Results do not include votes cast for write-in candidates.

Republican Party				
1 of 1 (100.0%) precincts reporting*				
Vote for not more than 4				
Mark A. Forton	REP	150	100.0%	<div style="width: 100%; height: 10px; background-color: red;"></div>

Democratic Party				
There are no declared candidates for this office.				

*Please Note: A precinct will not display in the percent of precincts reporting until both election day and AV (absentee) results are recorded for that precinct.



Election Results

Delegate to County Convention Chesterfield Township - Precinct 3

Official results, updated August 21, 9:06 PM

[Race List](#) | [Delegate List](#) | [Race Summary](#)

NOTE: Results do not include votes cast for write-in candidates.

Republican Party				
1 of 1 (100.0%) precincts reporting*				
Vote for not more than 5				
Tony Vandelinder	REP	111	51.9%	
David J. Scheuer	REP	103	48.1%	

Democratic Party				
1 of 1 (100.0%) precincts reporting*				
Vote for not more than 3				
Sherda Polk	DEM	148	100.0%	

*Please Note: A precinct will not display in the percent of precincts reporting until both election day and AV (absentee) results are recorded for that precinct.



Election Results

Delegate to County Convention Chesterfield Township - Precinct 4

Official results, updated August 21, 9:06 PM

[Race List](#) | [Delegate List](#) | [Race Summary](#)

NOTE: Results do not include votes cast for write-in candidates.

Republican Party

There are no declared candidates for this office.

Democratic Party

There are no declared candidates for this office.

*Please Note: A precinct will not display in the percent of precincts reporting until both election day and AV (absentee) results are recorded for that precinct.



Election Results

Delegate to County Convention Chesterfield Township - Precinct 5

Official results, updated August 21, 9:06 PM

[Race List](#) | [Delegate List](#) | [Race Summary](#)

NOTE: Results do not include votes cast for write-in candidates.

Republican Party				
1 of 1 (100.0%) precincts reporting*				
Vote for not more than 3				
Mark Forbert	REP	133	100.0%	<div style="width: 100%; height: 10px; background-color: red;"></div>

Democratic Party				
1 of 1 (100.0%) precincts reporting*				
Vote for not more than 2				
Janice L. Wilson-Davis	DEM	104	40.0%	<div style="width: 40%; height: 10px; background-color: red;"></div>
William Wilson	DEM	83	31.9%	<div style="width: 31.9%; height: 10px; background-color: red;"></div>
Charles Colo	DEM	73	28.1%	<div style="width: 28.1%; height: 10px; background-color: red;"></div>

*Please Note: A precinct will not display in the percent of precincts reporting until both election day and AV (absentee) results are recorded for that precinct.



Delegate to County Convention Chesterfield Township - Precinct 6

Official results, updated August 21, 9:06 PM

[Race List](#) | [Delegate List](#) | [Race Summary](#)

NOTE: Results do not include votes cast for write-in candidates.

Republican Party	
There are no declared candidates for this office.	

Democratic Party	
1 of 1 (100.0%) precincts reporting*	
Vote for not more than 2	
Lance Adams	DEM 111 100.0% <div style="width: 100%; height: 10px; background: linear-gradient(to right, red, red);"></div>

*Please Note: A precinct will not display in the percent of precincts reporting until both election day and AV (absentee) results are recorded for that precinct.



Election Results

Delegate to County Convention Chesterfield Township - Precinct 7

Official results, updated August 21, 9:06 PM

[Race List](#) | [Delegate List](#) | [Race Summary](#)

NOTE: Results do not include votes cast for write-in candidates.

Republican Party				
1 of 1 (100.0%) precincts reporting*				
Vote for not more than 4				
Erick M. Slomkowski	REP	106	21.0%	
Cynthia Gagleard	REP	104	20.6%	
Christian Bobbish	REP	101	20.0%	
Cindy Berry	REP	89	17.7%	
Jeffrey Berry	REP	55	10.9%	
Jessica Berry	REP	49	9.7%	

Democratic Party				
1 of 1 (100.0%) precincts reporting*				
Vote for not more than 2				
Matt Wojcik	DEM	151	100.0%	

*Please Note: A precinct will not display in the percent of precincts reporting until both election day and AV (absentee) results are recorded for that precinct.



Delegate to County Convention Chesterfield Township - Precinct 8

Official results, updated August 21, 9:06 PM

[Race List](#) | [Delegate List](#) | [Race Summary](#)

NOTE: Results do not include votes cast for write-in candidates.

Republican Party				
1 of 1 (100.0%) precincts reporting*				
Vote for not more than 4				
Kathy Vosburg	REP	119	30.4%	<div style="width: 30.4%; height: 10px; background-color: red;"></div>
Duane Vosburg	REP	81	20.7%	<div style="width: 20.7%; height: 10px; background-color: red;"></div>
Robert D. Ross Jr.	REP	64	16.4%	<div style="width: 16.4%; height: 10px; background-color: red;"></div>
Sharon L. McTavish Ross	REP	57	14.6%	<div style="width: 14.6%; height: 10px; background-color: red;"></div>
Robert Emanuel	REP	36	9.2%	<div style="width: 9.2%; height: 10px; background-color: red;"></div>
Donald E. Myrold	REP	34	8.7%	<div style="width: 8.7%; height: 10px; background-color: red;"></div>

Democratic Party
There are no declared candidates for this office.

*Please Note: A precinct will not display in the percent of precincts reporting until both election day and AV (absentee) results are recorded for that precinct.



Delegate to County Convention Chesterfield Township - Precinct 9

Official results, updated August 21, 9:06 PM

[Race List](#) | [Delegate List](#) | [Race Summary](#)

NOTE: Results do not include votes cast for write-in candidates.

Republican Party				
1 of 1 (100.0%) precincts reporting*				
Vote for not more than 3				
David M. Joseph	REP	103	33.2%	<div style="width: 33.2%; height: 10px; background-color: red;"></div>
Christine Joseph	REP	86	27.7%	<div style="width: 27.7%; height: 10px; background-color: red;"></div>
Gerald Kallek	REP	61	19.7%	<div style="width: 19.7%; height: 10px; background-color: red;"></div>
Doris Kallek	REP	60	19.4%	<div style="width: 19.4%; height: 10px; background-color: red;"></div>

Democratic Party
There are no declared candidates for this office.

*Please Note: A precinct will not display in the percent of precincts reporting until both election day and AV (absentee) results are recorded for that precinct.



Election Results

Delegate to County Convention Chesterfield Township - Precinct 10

Official results, updated August 21, 9:06 PM

[Race List](#) | [Delegate List](#) | [Race Summary](#)

NOTE: Results do not include votes cast for write-in candidates.

Republican Party				
1 of 1 (100.0%) precincts reporting*				
Vote for not more than 6				
Dan Acciavatti	REP	294	100.0%	<div style="width: 100%;"><div style="width: 100%;"></div></div>

Democratic Party				
1 of 1 (100.0%) precincts reporting*				
Vote for not more than 2				
Roger J. Brdak	DEM	167	100.0%	<div style="width: 100%;"><div style="width: 100%;"></div></div>

*Please Note: A precinct will not display in the percent of precincts reporting until both election day and AV (absentee) results are recorded for that precinct.



Delegate to County Convention Chesterfield Township - Precinct 11

Official results, updated August 21, 9:06 PM

[Race List](#) | [Delegate List](#) | [Race Summary](#)

NOTE: Results do not include votes cast for write-in candidates.

Republican Party				
1 of 1 (100.0%) precincts reporting*				
Vote for not more than 2				
Kathy Elliott	REP	81	60.9%	<div style="width: 60.9%; height: 10px; background-color: red;"></div>
Galen Johnson	REP	52	39.1%	<div style="width: 39.1%; height: 10px; background-color: red;"></div>

Democratic Party
There are no declared candidates for this office.

*Please Note: A precinct will not display in the percent of precincts reporting until both election day and AV (absentee) results are recorded for that precinct.



Delegate to County Convention Chesterfield Township - Precinct 12

Official results, updated August 21, 9:06 PM

[Race List](#) | [Delegate List](#) | [Race Summary](#)

NOTE: Results do not include votes cast for write-in candidates.

Republican Party				
1 of 1 (100.0%) precincts reporting*				
Vote for not more than 2				
Daniel Heschl	REP	62	100.0%	<div style="width: 100%; height: 10px; background-color: red;"></div>

Democratic Party				
There are no declared candidates for this office.				

*Please Note: A precinct will not display in the percent of precincts reporting until both election day and AV (absentee) results are recorded for that precinct.



Election Results

Delegate to County Convention Chesterfield Township - Precinct 13

Official results, updated August 21, 9:06 PM

[Race List](#) | [Delegate List](#) | [Race Summary](#)

NOTE: Results do not include votes cast for write-in candidates.

Republican Party				
1 of 1 (100.0%) precincts reporting*				
Vote for not more than 4				
Gary Malburg	REP	102	53.7%	
Pamela Hornberger	REP	88	46.3%	

Democratic Party				
1 of 1 (100.0%) precincts reporting*				
Vote for not more than 2				
Deborah H. Bodner	DEM	120	56.9%	
David R. Lusk	DEM	91	43.1%	

*Please Note: A precinct will not display in the percent of precincts reporting until both election day and AV (absentee) results are recorded for that precinct.



Delegate to County Convention Chesterfield Township - Precinct 14

Official results, updated August 21, 9:06 PM

[Race List](#) | [Delegate List](#) | [Race Summary](#)

NOTE: Results do not include votes cast for write-in candidates.

Republican Party				
1 of 1 (100.0%) precincts reporting*				
Vote for not more than 2				
Kermit Harris	REP	61	100.0%	<div style="width: 100%; height: 10px; background-color: red;"></div>

Democratic Party				
There are no declared candidates for this office.				

*Please Note: A precinct will not display in the percent of precincts reporting until both election day and AV (absentee) results are recorded for that precinct.



Election Results

Delegate to County Convention Chesterfield Township - Precinct 15

Official results, updated August 21, 9:06 PM

[Race List](#) | [Delegate List](#) | [Race Summary](#)

NOTE: Results do not include votes cast for write-in candidates.

Republican Party

There are no declared candidates for this office.

Democratic Party

There are no declared candidates for this office.

*Please Note: A precinct will not display in the percent of precincts reporting until both election day and AV (absentee) results are recorded for that precinct.



Delegate to County Convention Chesterfield Township - Precinct 16

Official results, updated August 21, 9:06 PM

[Race List](#) | [Delegate List](#) | [Race Summary](#)

NOTE: Results do not include votes cast for write-in candidates.

Republican Party				
1 of 1 (100.0%) precincts reporting*				
Vote for not more than 2				
James LaParl	REP	56	100.0%	<div style="width: 100%; height: 10px; background-color: red;"></div>

Democratic Party
There are no declared candidates for this office.

*Please Note: A precinct will not display in the percent of precincts reporting until both election day and AV (absentee) results are recorded for that precinct.



Election Results

Delegate to County Convention Chesterfield Township - Precinct 17

Official results, updated August 21, 9:06 PM

[Race List](#) | [Delegate List](#) | [Race Summary](#)

NOTE: Results do not include votes cast for write-in candidates.

Republican Party

There are no declared candidates for this office.

Democratic Party

There are no declared candidates for this office.

*Please Note: A precinct will not display in the percent of precincts reporting until both election day and AV (absentee) results are recorded for that precinct.



Election Results

Delegate to County Convention Chesterfield Township - Precinct 18

Official results, updated August 21, 9:06 PM

[Race List](#) | [Delegate List](#) | [Race Summary](#)

NOTE: Results do not include votes cast for write-in candidates.

Republican Party

There are no declared candidates for this office.

Democratic Party

There are no declared candidates for this office.

*Please Note: A precinct will not display in the percent of precincts reporting until both election day and AV (absentee) results are recorded for that precinct.



Delegate to County Convention Chesterfield Township - Precinct 19

Official results, updated August 21, 9:06 PM

[Race List](#) | [Delegate List](#) | [Race Summary](#)

NOTE: Results do not include votes cast for write-in candidates.

Republican Party				
1 of 1 (100.0%) precincts reporting*				
Vote for not more than 1				
Stephen A. Ross	REP	65	80.2%	<div style="width: 80.2%; height: 10px; background-color: red;"></div>
Jack Enen III	REP	16	19.8%	<div style="width: 19.8%; height: 10px; background-color: red;"></div>

Democratic Party				
1 of 1 (100.0%) precincts reporting*				
Vote for not more than 1				
Darryl G. Bragg	DEM	73	100.0%	<div style="width: 100%; height: 10px; background-color: red;"></div>

*Please Note: A precinct will not display in the percent of precincts reporting until both election day and AV (absentee) results are recorded for that precinct.




Election Results



Delegate to County Convention Chesterfield Township - Precinct 20

Official results, updated August 21, 9:06 PM

[Race List](#) | [Delegate List](#) | [Race Summary](#)

NOTE: Results do not include votes cast for write-in candidates.

Republican Party				
1 of 1 (100.0%) precincts reporting*				
Vote for not more than 2				
Paul Badke	REP	111	100.0%	

Democratic Party				
1 of 1 (100.0%) precincts reporting*				
Vote for not more than 2				
Keith Nelson	DEM	92	50.8%	
Todd R. Brdak	DEM	89	49.2%	

*Please Note: A precinct will not display in the percent of precincts reporting until both election day and AV (absentee) results are recorded for that precinct.



Delegate to County Convention Clinton Township - Precinct 1

Official results, updated August 21, 9:06 PM

[Race List](#) | [Delegate List](#) | [Race Summary](#)

NOTE: Results do not include votes cast for write-in candidates.

Republican Party	
There are no declared candidates for this office.	

Democratic Party				
1 of 1 (100.0%) precincts reporting*				
Vote for not more than 2				
Mary Jane Howard	DEM	100	52.9%	<div style="width: 52.9%; height: 10px; background-color: red;"></div>
Christina M. Jolly	DEM	89	47.1%	<div style="width: 47.1%; height: 10px; background-color: red;"></div>

*Please Note: A precinct will not display in the percent of precincts reporting until both election day and AV (absentee) results are recorded for that precinct.



Delegate to County Convention Clinton Township - Precinct 2

Official results, updated August 21, 9:06 PM

[Race List](#) | [Delegate List](#) | [Race Summary](#)

NOTE: Results do not include votes cast for write-in candidates.

Republican Party				
1 of 1 (100.0%) precincts reporting*				
Vote for not more than 2				
Sharon E. Martin	REP	49	100.0%	<div style="width: 100%; height: 10px; background-color: red;"></div>

Democratic Party				
There are no declared candidates for this office.				

*Please Note: A precinct will not display in the percent of precincts reporting until both election day and AV (absentee) results are recorded for that precinct.



Delegate to County Convention Clinton Township - Precinct 3

Official results, updated August 21, 9:06 PM

[Race List](#) | [Delegate List](#) | [Race Summary](#)

NOTE: Results do not include votes cast for write-in candidates.

Republican Party	
There are no declared candidates for this office.	

Democratic Party				
1 of 1 (100.0%) precincts reporting*				
Vote for not more than 2				
Nancy Ventimiglia	DEM	84	42.6%	<div style="width: 42.6%; height: 10px; background-color: red;"></div>
Judy Strong	DEM	82	41.6%	<div style="width: 41.6%; height: 10px; background-color: red;"></div>
Robert E. Bethea	DEM	31	15.7%	<div style="width: 15.7%; height: 10px; background-color: red;"></div>

*Please Note: A precinct will not display in the percent of precincts reporting until both election day and AV (absentee) results are recorded for that precinct.



Delegate to County Convention Clinton Township - Precinct 4

Official results, updated August 21, 9:06 PM

[Race List](#) | [Delegate List](#) | [Race Summary](#)

NOTE: Results do not include votes cast for write-in candidates.

Republican Party	
There are no declared candidates for this office.	

Democratic Party	
1 of 1 (100.0%) precincts reporting*	
Vote for not more than 2	
Sarah Stovall	DEM 35 100.0%

*Please Note: A precinct will not display in the percent of precincts reporting until both election day and AV (absentee) results are recorded for that precinct.



Delegate to County Convention Clinton Township - Precinct 5

Official results, updated August 21, 9:06 PM

[Race List](#) | [Delegate List](#) | [Race Summary](#)

NOTE: Results do not include votes cast for write-in candidates.

Republican Party	
There are no declared candidates for this office.	

Democratic Party	
1 of 1 (100.0%) precincts reporting*	
Vote for not more than 3	
Nicole M. Perkins	DEM 91 53.2%
Lisa D. Mayberry	DEM 80 46.8%

*Please Note: A precinct will not display in the percent of precincts reporting until both election day and AV (absentee) results are recorded for that precinct.




Election Results




Delegate to County Convention Clinton Township - Precinct 6

Official results, updated August 21, 9:06 PM

[Race List](#) | [Delegate List](#) | [Race Summary](#)

NOTE: Results do not include votes cast for write-in candidates.

Republican Party				
1 of 1 (100.0%) precincts reporting*				
Vote for not more than 2				
Todd Mazur	REP	89	100.0%	

Democratic Party				
1 of 1 (100.0%) precincts reporting*				
Vote for not more than 3				
Ed Bruley	DEM	121	42.2%	
Nancy Entwistle	DEM	91	31.7%	
Roger Holtslander	DEM	75	26.1%	

*Please Note: A precinct will not display in the percent of precincts reporting until both election day and AV (absentee) results are recorded for that precinct.



Election Results

Delegate to County Convention Clinton Township - Precinct 7

Official results, updated August 21, 9:06 PM

[Race List](#) | [Delegate List](#) | [Race Summary](#)

NOTE: Results do not include votes cast for write-in candidates.

Republican Party

There are no declared candidates for this office.

Democratic Party

There are no declared candidates for this office.

*Please Note: A precinct will not display in the percent of precincts reporting until both election day and AV (absentee) results are recorded for that precinct.



Election Results

Delegate to County Convention Clinton Township - Precinct 8

Official results, updated August 21, 9:06 PM

[Race List](#) | [Delegate List](#) | [Race Summary](#)

NOTE: Results do not include votes cast for write-in candidates.

Republican Party	
There are no declared candidates for this office.	

Democratic Party				
1 of 1 (100.0%) precincts reporting*				
Vote for not more than 2				
Darlene Thomas	DEM	55	37.2%	
Nancy Carol Early	DEM	48	32.4%	
Ed Maley	DEM	45	30.4%	

*Please Note: A precinct will not display in the percent of precincts reporting until both election day and AV (absentee) results are recorded for that precinct.



Election Results

Delegate to County Convention Clinton Township - Precinct 9

Official results, updated August 21, 9:06 PM

[Race List](#) | [Delegate List](#) | [Race Summary](#)

NOTE: Results do not include votes cast for write-in candidates.

Republican Party				
1 of 1 (100.0%) precincts reporting*				
Vote for not more than 2				
George Fenlin	REP	54	100.0%	

Democratic Party				
1 of 1 (100.0%) precincts reporting*				
Vote for not more than 2				
Elizabeth Pugh	DEM	76	100.0%	

*Please Note: A precinct will not display in the percent of precincts reporting until both election day and AV (absentee) results are recorded for that precinct.



Delegate to County Convention Clinton Township - Precinct 10

Official results, updated August 21, 9:06 PM

[Race List](#) | [Delegate List](#) | [Race Summary](#)

NOTE: Results do not include votes cast for write-in candidates.

Republican Party				
1 of 1 (100.0%) precincts reporting*				
Vote for not more than 3				
Aaron Miranov	REP	163	100.0%	<div style="width: 100%; height: 10px; background-color: red;"></div>

Democratic Party				
1 of 1 (100.0%) precincts reporting*				
Vote for not more than 2				
Sara Gieleghem	DEM	116	40.7%	<div style="width: 40.7%; height: 10px; background-color: red;"></div>
Joann Gunn	DEM	70	24.6%	<div style="width: 24.6%; height: 10px; background-color: red;"></div>
Ron Robinson	DEM	60	21.1%	<div style="width: 21.1%; height: 10px; background-color: red;"></div>
Kenneth Edward Reynolds	DEM	39	13.7%	<div style="width: 13.7%; height: 10px; background-color: red;"></div>

*Please Note: A precinct will not display in the percent of precincts reporting until both election day and AV (absentee) results are recorded for that precinct.



Delegate to County Convention Clinton Township - Precinct 11

Official results, updated August 21, 9:06 PM

[Race List](#) | [Delegate List](#) | [Race Summary](#)

NOTE: Results do not include votes cast for write-in candidates.

Republican Party
There are no declared candidates for this office.

Democratic Party				
1 of 1 (100.0%) precincts reporting*				
Vote for not more than 2				
Francis Joseph Marella	DEM	114	100.0%	<div style="width: 100%; height: 10px; background-color: red;"></div>

*Please Note: A precinct will not display in the percent of precincts reporting until both election day and AV (absentee) results are recorded for that precinct.



Delegate to County Convention Clinton Township - Precinct 12

Official results, updated August 21, 9:06 PM

[Race List](#) | [Delegate List](#) | [Race Summary](#)

NOTE: Results do not include votes cast for write-in candidates.

Republican Party	
There are no declared candidates for this office.	

Democratic Party	
1 of 1 (100.0%) precincts reporting*	
Vote for not more than 1	
Sandra Brown	DEM 54 87.1%
Billy Allport	DEM 8 12.9%

*Please Note: A precinct will not display in the percent of precincts reporting until both election day and AV (absentee) results are recorded for that precinct.



Delegate to County Convention Clinton Township - Precinct 13

Official results, updated August 21, 9:06 PM

[Race List](#) | [Delegate List](#) | [Race Summary](#)

NOTE: Results do not include votes cast for write-in candidates.

Republican Party				
1 of 1 (100.0%) precincts reporting*				
Vote for not more than 3				
Rebecca Wagner	REP	52	37.7%	<div style="width: 37.7%; height: 10px; background-color: red;"></div>
Lawrence Rocca	REP	45	32.6%	<div style="width: 32.6%; height: 10px; background-color: red;"></div>
William Gruenawald	REP	41	29.7%	<div style="width: 29.7%; height: 10px; background-color: red;"></div>

Democratic Party				
1 of 1 (100.0%) precincts reporting*				
Vote for not more than 2				
Charlene Jackson	DEM	156	100.0%	<div style="width: 100%; height: 10px; background-color: red;"></div>

*Please Note: A precinct will not display in the percent of precincts reporting until both election day and AV (absentee) results are recorded for that precinct.



Delegate to County Convention Clinton Township - Precinct 14

Official results, updated August 21, 9:06 PM

[Race List](#) | [Delegate List](#) | [Race Summary](#)

NOTE: Results do not include votes cast for write-in candidates.

Republican Party	
There are no declared candidates for this office.	

Democratic Party				
1 of 1 (100.0%) precincts reporting*				
Vote for not more than 1				
Kirsten Fouracre	DEM	29	42.0%	<div style="width: 42%; height: 10px; background-color: red;"></div>
James R. Cowan	DEM	28	40.6%	<div style="width: 40.6%; height: 10px; background-color: red;"></div>
Douglas Robinson	DEM	12	17.4%	<div style="width: 17.4%; height: 10px; background-color: red;"></div>

*Please Note: A precinct will not display in the percent of precincts reporting until both election day and AV (absentee) results are recorded for that precinct.



Election Results

Delegate to County Convention Clinton Township - Precinct 15

Official results, updated August 21, 9:06 PM

[Race List](#) | [Delegate List](#) | [Race Summary](#)

NOTE: Results do not include votes cast for write-in candidates.

Republican Party				
1 of 1 (100.0%) precincts reporting*				
Vote for not more than 3				
James A. Nowc Jr.	REP	61	54.0%	
Lisa Lori Valerio-Nowc	REP	52	46.0%	

Democratic Party				
1 of 1 (100.0%) precincts reporting*				
Vote for not more than 2				
Michael Keys	DEM	97	55.1%	
Marco Lavinio	DEM	79	44.9%	

*Please Note: A precinct will not display in the percent of precincts reporting until both election day and AV (absentee) results are recorded for that precinct.



Election Results

Delegate to County Convention Clinton Township - Precinct 16

Official results, updated August 21, 9:06 PM

[Race List](#) | [Delegate List](#) | [Race Summary](#)

NOTE: Results do not include votes cast for write-in candidates.

Republican Party

There are no declared candidates for this office.

Democratic Party

There are no declared candidates for this office.

*Please Note: A precinct will not display in the percent of precincts reporting until both election day and AV (absentee) results are recorded for that precinct.



Delegate to County Convention Clinton Township - Precinct 17

Official results, updated August 21, 9:06 PM

[Race List](#) | [Delegate List](#) | [Race Summary](#)

NOTE: Results do not include votes cast for write-in candidates.

Republican Party	
There are no declared candidates for this office.	

Democratic Party	
1 of 1 (100.0%) precincts reporting*	
Vote for not more than 2	
Carole E. Bannister	DEM 85 53.8%
Angele B. Smith	DEM 73 46.2%

*Please Note: A precinct will not display in the percent of precincts reporting until both election day and AV (absentee) results are recorded for that precinct.



Election Results

Delegate to County Convention Clinton Township - Precinct 18

Official results, updated August 21, 9:06 PM

[Race List](#) | [Delegate List](#) | [Race Summary](#)

NOTE: Results do not include votes cast for write-in candidates.

Republican Party				
1 of 1 (100.0%) precincts reporting*				
Vote for not more than 3				
Carolyn J. Mudge	REP	89	29.4%	
Ann S. Drzewiecki	REP	81	26.7%	
Austin J. McCarty	REP	69	22.8%	
Garry F. Mudge	REP	64	21.1%	

Democratic Party				
1 of 1 (100.0%) precincts reporting*				
Vote for not more than 2				
Wilbert Junga	DEM	108	100.0%	

*Please Note: A precinct will not display in the percent of precincts reporting until both election day and AV (absentee) results are recorded for that precinct.



Delegate to County Convention Clinton Township - Precinct 19

Official results, updated August 21, 9:06 PM

[Race List](#) | [Delegate List](#) | [Race Summary](#)

NOTE: Results do not include votes cast for write-in candidates.

Republican Party				
1 of 1 (100.0%) precincts reporting*				
Vote for not more than 2				
Gretchen Krautner Simmons	REP	143	57.7%	<div style="width: 57.7%; height: 10px; background-color: red;"></div>
Simon Haddad	REP	105	42.3%	<div style="width: 42.3%; height: 10px; background-color: red;"></div>

Democratic Party				
1 of 1 (100.0%) precincts reporting*				
Vote for not more than 1				
William J. Sowerby	DEM	122	71.8%	<div style="width: 71.8%; height: 10px; background-color: red;"></div>
Tammy Anne Reynolds	DEM	48	28.2%	<div style="width: 28.2%; height: 10px; background-color: red;"></div>

*Please Note: A precinct will not display in the percent of precincts reporting until both election day and AV (absentee) results are recorded for that precinct.



Delegate to County Convention Clinton Township - Precinct 20

Official results, updated August 21, 9:06 PM

[Race List](#) | [Delegate List](#) | [Race Summary](#)

NOTE: Results do not include votes cast for write-in candidates.

Republican Party				
1 of 1 (100.0%) precincts reporting*				
Vote for not more than 2				
Bryant E. Goodreau	REP	9	100.0%	<div style="width: 100%; height: 10px; background: linear-gradient(to right, #ccc, #f00);"></div>

Democratic Party
There are no declared candidates for this office.

*Please Note: A precinct will not display in the percent of precincts reporting until both election day and AV (absentee) results are recorded for that precinct.



Delegate to County Convention Clinton Township - Precinct 21

Official results, updated August 21, 9:06 PM

[Race List](#) | [Delegate List](#) | [Race Summary](#)

NOTE: Results do not include votes cast for write-in candidates.

Republican Party	
There are no declared candidates for this office.	

Democratic Party	
1 of 1 (100.0%) precincts reporting*	
Vote for not more than 2	
John C. Huff	DEM 97 100.0%

*Please Note: A precinct will not display in the percent of precincts reporting until both election day and AV (absentee) results are recorded for that precinct.




Election Results



Delegate to County Convention Clinton Township - Precinct 22

Official results, updated August 21, 9:06 PM

[Race List](#) | [Delegate List](#) | [Race Summary](#)

NOTE: Results do not include votes cast for write-in candidates.

Republican Party				
1 of 1 (100.0%) precincts reporting*				
Vote for not more than 2				
Victoria Rewiako	REP	67	100.0%	

Democratic Party				
1 of 1 (100.0%) precincts reporting*				
Vote for not more than 3				
Nancy Bosak	DEM	138	58.5%	
Roger Heller	DEM	98	41.5%	

*Please Note: A precinct will not display in the percent of precincts reporting until both election day and AV (absentee) results are recorded for that precinct.



Election Results

Delegate to County Convention Clinton Township - Precinct 23

Official results, updated August 21, 9:06 PM

[Race List](#) | [Delegate List](#) | [Race Summary](#)

NOTE: Results do not include votes cast for write-in candidates.

Republican Party				
1 of 1 (100.0%) precincts reporting*				
Vote for not more than 4				
James G. Timpa	REP	125	50.8%	<div style="width: 50.8%;"></div>
Samuel L. Bugajski	REP	121	49.2%	<div style="width: 49.2%;"></div>

Democratic Party				
1 of 1 (100.0%) precincts reporting*				
Vote for not more than 3				
Barbara L. Pyden	DEM	156	100.0%	<div style="width: 100.0%;"></div>

*Please Note: A precinct will not display in the percent of precincts reporting until both election day and AV (absentee) results are recorded for that precinct.



Delegate to County Convention Clinton Township - Precinct 24

Official results, updated August 21, 9:06 PM

[Race List](#) | [Delegate List](#) | [Race Summary](#)

NOTE: Results do not include votes cast for write-in candidates.

Republican Party				
1 of 1 (100.0%) precincts reporting*				
Vote for not more than 3				
Sandra L. Haroutunian	REP	107	100.0%	<div style="width: 100%; height: 10px; background-color: red;"></div>

Democratic Party				
There are no declared candidates for this office.				

*Please Note: A precinct will not display in the percent of precincts reporting until both election day and AV (absentee) results are recorded for that precinct.



Delegate to County Convention Clinton Township - Precinct 25

Official results, updated August 21, 9:06 PM

[Race List](#) | [Delegate List](#) | [Race Summary](#)

NOTE: Results do not include votes cast for write-in candidates.

Republican Party	
There are no declared candidates for this office.	

Democratic Party					
1 of 1 (100.0%) precincts reporting*					
Vote for not more than 2					
Gary M. Bronner	<table border="1" style="width: 100%; text-align: center;"> <tr> <td style="width: 30%;">DEM</td> <td style="width: 10%;">92</td> <td style="width: 15%;">100.0%</td> <td style="width: 45%;"><div style="width: 100%; height: 10px; background-color: red;"></div></td> </tr> </table>	DEM	92	100.0%	<div style="width: 100%; height: 10px; background-color: red;"></div>
DEM	92	100.0%	<div style="width: 100%; height: 10px; background-color: red;"></div>		

*Please Note: A precinct will not display in the percent of precincts reporting until both election day and AV (absentee) results are recorded for that precinct.



Delegate to County Convention Clinton Township - Precinct 26

Official results, updated August 21, 9:06 PM

[Race List](#) | [Delegate List](#) | [Race Summary](#)

NOTE: Results do not include votes cast for write-in candidates.

Republican Party				
1 of 1 (100.0%) precincts reporting*				
Vote for not more than 3				
Catherine Kirk	REP	112	53.8%	<div style="width: 53.8%; height: 10px; background-color: red;"></div>
Lisa Walling	REP	96	46.2%	<div style="width: 46.2%; height: 10px; background-color: red;"></div>

Democratic Party				
1 of 1 (100.0%) precincts reporting*				
Vote for not more than 2				
Elizabeth A. Pyden	DEM	101	50.0%	<div style="width: 50.0%; height: 10px; background-color: red;"></div>
Linda Pidutti	DEM	101	50.0%	<div style="width: 50.0%; height: 10px; background-color: red;"></div>

*Please Note: A precinct will not display in the percent of precincts reporting until both election day and AV (absentee) results are recorded for that precinct.



Election Results

Delegate to County Convention Clinton Township - Precinct 27

Official results, updated August 21, 9:06 PM

[Race List](#) | [Delegate List](#) | [Race Summary](#)

NOTE: Results do not include votes cast for write-in candidates.

Republican Party				
1 of 1 (100.0%) precincts reporting*				
Vote for not more than 2				
Ron Ptaszek	REP	137	100.0%	

Democratic Party				
1 of 1 (100.0%) precincts reporting*				
Vote for not more than 2				
Diana M. Irons	DEM	116	100.0%	

*Please Note: A precinct will not display in the percent of precincts reporting until both election day and AV (absentee) results are recorded for that precinct.



Election Results

Delegate to County Convention Clinton Township - Precinct 28

Official results, updated August 21, 9:06 PM

[Race List](#) | [Delegate List](#) | [Race Summary](#)

NOTE: Results do not include votes cast for write-in candidates.

Republican Party

There are no declared candidates for this office.

Democratic Party

There are no declared candidates for this office.

*Please Note: A precinct will not display in the percent of precincts reporting until both election day and AV (absentee) results are recorded for that precinct.



Election Results

Delegate to County Convention Clinton Township - Precinct 29

Official results, updated August 21, 9:06 PM

[Race List](#) | [Delegate List](#) | [Race Summary](#)

NOTE: Results do not include votes cast for write-in candidates.

Republican Party				
1 of 1 (100.0%) precincts reporting*				
Vote for not more than 4				
Kim Meltzer	REP	212	50.6%	
James Arapostathis	REP	106	25.3%	
Jeremy Burr	REP	101	24.1%	

Democratic Party				
1 of 1 (100.0%) precincts reporting*				
Vote for not more than 2				
Debra Lynn Dorosh	DEM	147	100.0%	

*Please Note: A precinct will not display in the percent of precincts reporting until both election day and AV (absentee) results are recorded for that precinct.



Delegate to County Convention Clinton Township - Precinct 30

Official results, updated August 21, 9:06 PM

[Race List](#) | [Delegate List](#) | [Race Summary](#)

NOTE: Results do not include votes cast for write-in candidates.

Republican Party	
There are no declared candidates for this office.	

Democratic Party	
1 of 1 (100.0%) precincts reporting*	
Vote for not more than 2	
Wendy Berger	DEM 117 61.9%
Frank Squeo	DEM 72 38.1%

*Please Note: A precinct will not display in the percent of precincts reporting until both election day and AV (absentee) results are recorded for that precinct.



Election Results

Delegate to County Convention Clinton Township - Precinct 31

Official results, updated August 21, 9:06 PM

[Race List](#) | [Delegate List](#) | [Race Summary](#)

NOTE: Results do not include votes cast for write-in candidates.

Republican Party

There are no declared candidates for this office.

Democratic Party

There are no declared candidates for this office.

*Please Note: A precinct will not display in the percent of precincts reporting until both election day and AV (absentee) results are recorded for that precinct.



Election Results

Delegate to County Convention Clinton Township - Precinct 32

Official results, updated August 21, 9:06 PM

[Race List](#) | [Delegate List](#) | [Race Summary](#)

NOTE: Results do not include votes cast for write-in candidates.

Republican Party

There are no declared candidates for this office.

Democratic Party

There are no declared candidates for this office.

*Please Note: A precinct will not display in the percent of precincts reporting until both election day and AV (absentee) results are recorded for that precinct.



Election Results

Delegate to County Convention Clinton Township - Precinct 33

Official results, updated August 21, 9:06 PM

[Race List](#) | [Delegate List](#) | [Race Summary](#)

NOTE: Results do not include votes cast for write-in candidates.

Republican Party				
1 of 1 (100.0%) precincts reporting*				
Vote for not more than 4				
Roger F. Krause	REP	119	50.4%	
Renee L. Krause	REP	117	49.6%	

Democratic Party				
1 of 1 (100.0%) precincts reporting*				
Vote for not more than 3				
Nancy Duemling	DEM	113	35.4%	
Rhonda Terrell	DEM	105	32.9%	
Josephine Coscione	DEM	101	31.7%	

*Please Note: A precinct will not display in the percent of precincts reporting until both election day and AV (absentee) results are recorded for that precinct.



Election Results

Delegate to County Convention Clinton Township - Precinct 34

Official results, updated August 21, 9:06 PM

[Race List](#) | [Delegate List](#) | [Race Summary](#)

NOTE: Results do not include votes cast for write-in candidates.

Republican Party

There are no declared candidates for this office.

Democratic Party

There are no declared candidates for this office.

*Please Note: A precinct will not display in the percent of precincts reporting until both election day and AV (absentee) results are recorded for that precinct.



Election Results

Delegate to County Convention Clinton Township - Precinct 35

Official results, updated August 21, 9:06 PM

[Race List](#) | [Delegate List](#) | [Race Summary](#)

NOTE: Results do not include votes cast for write-in candidates.

Republican Party				
1 of 1 (100.0%) precincts reporting*				
Vote for not more than 4				
Daniel J. Bernard	REP	154	35.6%	
Joseph Anthony Aragona	REP	152	35.1%	
Matt Firchau	REP	127	29.3%	

Democratic Party				
1 of 1 (100.0%) precincts reporting*				
Vote for not more than 3				
Kay Nowaczok	DEM	232	50.4%	
Joseph Nowaczok	DEM	228	49.6%	

*Please Note: A precinct will not display in the percent of precincts reporting until both election day and AV (absentee) results are recorded for that precinct.



Election Results

Delegate to County Convention Clinton Township - Precinct 36

Official results, updated August 21, 9:06 PM

[Race List](#) | [Delegate List](#) | [Race Summary](#)

NOTE: Results do not include votes cast for write-in candidates.

Republican Party				
1 of 1 (100.0%) precincts reporting*				
Vote for not more than 3				
Jaroslaw Ciszek	REP	101	100.0%	

Democratic Party				
1 of 1 (100.0%) precincts reporting*				
Vote for not more than 2				
Barbara J. Geck	DEM	110	100.0%	

*Please Note: A precinct will not display in the percent of precincts reporting until both election day and AV (absentee) results are recorded for that precinct.



Delegate to County Convention Clinton Township - Precinct 37

Official results, updated August 21, 9:06 PM

[Race List](#) | [Delegate List](#) | [Race Summary](#)

NOTE: Results do not include votes cast for write-in candidates.

Republican Party				
1 of 1 (100.0%) precincts reporting*				
Vote for not more than 4				
Sam Trentacosta	REP	168	100.0%	<div style="width: 100%; height: 10px; background-color: red;"></div>

Democratic Party				
1 of 1 (100.0%) precincts reporting*				
Vote for not more than 3				
Albert A. Gladycz	DEM	157	50.5%	<div style="width: 50.5%; height: 10px; background-color: red;"></div>
Kirkanne Moseley	DEM	154	49.5%	<div style="width: 49.5%; height: 10px; background-color: red;"></div>

*Please Note: A precinct will not display in the percent of precincts reporting until both election day and AV (absentee) results are recorded for that precinct.



Delegate to County Convention Clinton Township - Precinct 38

Official results, updated August 21, 9:06 PM

[Race List](#) | [Delegate List](#) | [Race Summary](#)

NOTE: Results do not include votes cast for write-in candidates.

Republican Party				
1 of 1 (100.0%) precincts reporting*				
Vote for not more than 4				
William Ernest Susick	REP	83	50.9%	<div style="width: 50.9%; height: 10px; background-color: red;"></div>
Emily Marriott	REP	80	49.1%	<div style="width: 49.1%; height: 10px; background-color: red;"></div>

Democratic Party				
1 of 1 (100.0%) precincts reporting*				
Vote for not more than 2				
Julie Ariganello Fitzgerald	DEM	80	100.0%	<div style="width: 100%; height: 10px; background-color: red;"></div>

*Please Note: A precinct will not display in the percent of precincts reporting until both election day and AV (absentee) results are recorded for that precinct.



Election Results

Delegate to County Convention Clinton Township - Precinct 39

Official results, updated August 21, 9:06 PM

[Race List](#) | [Delegate List](#) | [Race Summary](#)

NOTE: Results do not include votes cast for write-in candidates.

Republican Party				
1 of 1 (100.0%) precincts reporting*				
Vote for not more than 4				
Jerry L. Motter	REP	73	36.7%	
William Wilson	REP	67	33.7%	
Shakyrra Motter	REP	59	29.6%	

Democratic Party				
1 of 1 (100.0%) precincts reporting*				
Vote for not more than 2				
David Paul Edgar	DEM	116	52.7%	
Robb Miller Jr.	DEM	104	47.3%	

*Please Note: A precinct will not display in the percent of precincts reporting until both election day and AV (absentee) results are recorded for that precinct.




Election Results




Delegate to County Convention Clinton Township - Precinct 40

Official results, updated August 21, 9:06 PM

[Race List](#) | [Delegate List](#) | [Race Summary](#)

NOTE: Results do not include votes cast for write-in candidates.

Republican Party				
1 of 1 (100.0%) precincts reporting*				
Vote for not more than 3				
Robert Wojtowicz	REP	165	100.0%	

Democratic Party				
1 of 1 (100.0%) precincts reporting*				
Vote for not more than 2				
Michelle DeBeaussaert	DEM	137	52.5%	
Dennis J. Bruck	DEM	74	28.4%	
Kenny Kapa	DEM	50	19.2%	

*Please Note: A precinct will not display in the percent of precincts reporting until both election day and AV (absentee) results are recorded for that precinct.



Delegate to County Convention Clinton Township - Precinct 41

Official results, updated August 21, 9:06 PM

[Race List](#) | [Delegate List](#) | [Race Summary](#)

NOTE: Results do not include votes cast for write-in candidates.

Republican Party				
1 of 1 (100.0%) precincts reporting*				
Vote for not more than 3				
Irene A. Marek	REP	84	100.0%	<div style="width: 100%; height: 10px; background-color: red;"></div>

Democratic Party				
There are no declared candidates for this office.				

*Please Note: A precinct will not display in the percent of precincts reporting until both election day and AV (absentee) results are recorded for that precinct.



Election Results

Delegate to County Convention Clinton Township - Precinct 42

Official results, updated August 21, 9:06 PM

[Race List](#) | [Delegate List](#) | [Race Summary](#)

NOTE: Results do not include votes cast for write-in candidates.

Republican Party

There are no declared candidates for this office.

Democratic Party

There are no declared candidates for this office.

*Please Note: A precinct will not display in the percent of precincts reporting until both election day and AV (absentee) results are recorded for that precinct.



Delegate to County Convention Clinton Township - Precinct 43

Official results, updated August 21, 9:06 PM

[Race List](#) | [Delegate List](#) | [Race Summary](#)

NOTE: Results do not include votes cast for write-in candidates.

Republican Party				
1 of 1 (100.0%) precincts reporting*				
Vote for not more than 2				
Karen Stephens	REP	64	100.0%	<div style="width: 100%; height: 10px; background-color: red;"></div>

Democratic Party
There are no declared candidates for this office.

*Please Note: A precinct will not display in the percent of precincts reporting until both election day and AV (absentee) results are recorded for that precinct.



Election Results

Delegate to County Convention Clinton Township - Precinct 44

Official results, updated August 21, 9:06 PM

[Race List](#) | [Delegate List](#) | [Race Summary](#)

NOTE: Results do not include votes cast for write-in candidates.

Republican Party

There are no declared candidates for this office.

Democratic Party

There are no declared candidates for this office.

*Please Note: A precinct will not display in the percent of precincts reporting until both election day and AV (absentee) results are recorded for that precinct.



Delegate to County Convention Clinton Township - Precinct 45

Official results, updated August 21, 9:06 PM

[Race List](#) | [Delegate List](#) | [Race Summary](#)

NOTE: Results do not include votes cast for write-in candidates.

Republican Party				
1 of 1 (100.0%) precincts reporting*				
Vote for not more than 3				
Daniel Tollis	REP	129	100.0%	<div style="width: 100%; height: 10px; background-color: red;"></div>

Democratic Party				
1 of 1 (100.0%) precincts reporting*				
Vote for not more than 2				
Jenifer Jo West	DEM	106	54.4%	<div style="width: 54.4%; height: 10px; background-color: red;"></div>
James P. O'Brien	DEM	89	45.6%	<div style="width: 45.6%; height: 10px; background-color: red;"></div>

*Please Note: A precinct will not display in the percent of precincts reporting until both election day and AV (absentee) results are recorded for that precinct.



Delegate to County Convention Clinton Township - Precinct 46

Official results, updated August 21, 9:06 PM

[Race List](#) | [Delegate List](#) | [Race Summary](#)

NOTE: Results do not include votes cast for write-in candidates.

Republican Party				
1 of 1 (100.0%) precincts reporting*				
Vote for not more than 3				
Katherine McGrath	REP	199	100.0%	<div style="width: 100%; height: 10px; background-color: red;"></div>

Democratic Party				
There are no declared candidates for this office.				

*Please Note: A precinct will not display in the percent of precincts reporting until both election day and AV (absentee) results are recorded for that precinct.




Delegate to County Convention Eastpointe - Precinct 1

Official results, updated August 21, 9:06 PM

[Race List](#) | [Delegate List](#) | [Race Summary](#)

NOTE: Results do not include votes cast for write-in candidates.

Republican Party	
There are no declared candidates for this office.	

Democratic Party	
1 of 1 (100.0%) precincts reporting*	
Vote for not more than 2	
Irene Lynn	DEM 125 100.0% 

*Please Note: A precinct will not display in the percent of precincts reporting until both election day and AV (absentee) results are recorded for that precinct.



Delegate to County Convention Eastpointe - Precinct 2

Official results, updated August 21, 9:06 PM

[Race List](#) | [Delegate List](#) | [Race Summary](#)

NOTE: Results do not include votes cast for write-in candidates.

Republican Party				
1 of 1 (100.0%) precincts reporting*				
Vote for not more than 2				
Karl Josef Haus	REP	78	100.0%	<div style="width: 100%; height: 10px; background-color: red;"></div>

Democratic Party				
There are no declared candidates for this office.				

*Please Note: A precinct will not display in the percent of precincts reporting until both election day and AV (absentee) results are recorded for that precinct.



Delegate to County Convention Eastpointe - Precinct 3

Official results, updated August 21, 9:06 PM

[Race List](#) | [Delegate List](#) | [Race Summary](#)

NOTE: Results do not include votes cast for write-in candidates.

Republican Party	
There are no declared candidates for this office.	

Democratic Party	
1 of 1 (100.0%) precincts reporting*	
Vote for not more than 3	
Alysa Jonna Jackson	DEM 139 54.1%
Charley Jackson	DEM 118 45.9%

*Please Note: A precinct will not display in the percent of precincts reporting until both election day and AV (absentee) results are recorded for that precinct.



Delegate to County Convention Eastpointe - Precinct 4

Official results, updated August 21, 9:06 PM

[Race List](#) | [Delegate List](#) | [Race Summary](#)

NOTE: Results do not include votes cast for write-in candidates.

Republican Party	
There are no declared candidates for this office.	

Democratic Party				
1 of 1 (100.0%) precincts reporting*				
Vote for not more than 2				
Joyce Lalonde	DEM	105	37.4%	<div style="width: 37.4%; height: 10px; background-color: red;"></div>
Kim G. Miller	DEM	102	36.3%	<div style="width: 36.3%; height: 10px; background-color: red;"></div>
Leo R. Lalonde	DEM	74	26.3%	<div style="width: 26.3%; height: 10px; background-color: red;"></div>

*Please Note: A precinct will not display in the percent of precincts reporting until both election day and AV (absentee) results are recorded for that precinct.



Delegate to County Convention Eastpointe - Precinct 5

Official results, updated August 21, 9:06 PM

[Race List](#) | [Delegate List](#) | [Race Summary](#)

NOTE: Results do not include votes cast for write-in candidates.

Republican Party	
There are no declared candidates for this office.	

Democratic Party	
1 of 1 (100.0%) precincts reporting*	
Vote for not more than 3	
Todd Schmitz	DEM 156 100.0%

*Please Note: A precinct will not display in the percent of precincts reporting until both election day and AV (absentee) results are recorded for that precinct.



Delegate to County Convention Eastpointe - Precinct 6

Official results, updated August 21, 9:06 PM

[Race List](#) | [Delegate List](#) | [Race Summary](#)

NOTE: Results do not include votes cast for write-in candidates.

Republican Party				
1 of 1 (100.0%) precincts reporting*				
Vote for not more than 3				
Jessica Hayes	REP	71	100.0%	<div style="width: 100%; height: 10px; background-color: red;"></div>

Democratic Party				
There are no declared candidates for this office.				

*Please Note: A precinct will not display in the percent of precincts reporting until both election day and AV (absentee) results are recorded for that precinct.



Delegate to County Convention Eastpointe - Precinct 7

Official results, updated August 21, 9:06 PM

[Race List](#) | [Delegate List](#) | [Race Summary](#)

NOTE: Results do not include votes cast for write-in candidates.

Republican Party	
There are no declared candidates for this office.	

Democratic Party	
1 of 1 (100.0%) precincts reporting*	
Vote for not more than 4	
James F. Kelly	DEM 261 100.0%

*Please Note: A precinct will not display in the percent of precincts reporting until both election day and AV (absentee) results are recorded for that precinct.



Delegate to County Convention Eastpointe - Precinct 8

Official results, updated August 21, 9:06 PM

[Race List](#) | [Delegate List](#) | [Race Summary](#)

NOTE: Results do not include votes cast for write-in candidates.

Republican Party	
There are no declared candidates for this office.	

Democratic Party	
1 of 1 (100.0%) precincts reporting*	
Vote for not more than 3	
Evelyn Wynn	DEM 199 100.0%

*Please Note: A precinct will not display in the percent of precincts reporting until both election day and AV (absentee) results are recorded for that precinct.



Election Results

Delegate to County Convention Eastpointe - Precinct 9

Official results, updated August 21, 9:06 PM

[Race List](#) | [Delegate List](#) | [Race Summary](#)

NOTE: Results do not include votes cast for write-in candidates.

Republican Party

There are no declared candidates for this office.

Democratic Party

There are no declared candidates for this office.

*Please Note: A precinct will not display in the percent of precincts reporting until both election day and AV (absentee) results are recorded for that precinct.



Delegate to County Convention Eastpointe - Precinct 10

Official results, updated August 21, 9:06 PM

[Race List](#) | [Delegate List](#) | [Race Summary](#)

NOTE: Results do not include votes cast for write-in candidates.

Republican Party				
1 of 1 (100.0%) precincts reporting*				
Vote for not more than 2				
Bonita G. Coombs	REP	48	100.0%	<div style="width: 100%; height: 10px; background: linear-gradient(to right, #ccc, #ccc, #f00);"></div>

Democratic Party				
There are no declared candidates for this office.				

*Please Note: A precinct will not display in the percent of precincts reporting until both election day and AV (absentee) results are recorded for that precinct.




Election Results



Delegate to County Convention Eastpointe - Precinct 11

Official results, updated August 21, 9:06 PM

[Race List](#) | [Delegate List](#) | [Race Summary](#)

NOTE: Results do not include votes cast for write-in candidates.

Republican Party				
1 of 1 (100.0%) precincts reporting*				
Vote for not more than 2				
Christeen Klasky Landino	REP	98	100.0%	

Democratic Party				
1 of 1 (100.0%) precincts reporting*				
Vote for not more than 2				
Rick Kaiser	DEM	201	57.4%	
Precious S. McCoy	DEM	149	42.6%	

*Please Note: A precinct will not display in the percent of precincts reporting until both election day and AV (absentee) results are recorded for that precinct.



Delegate to County Convention Eastpointe - Precinct 12

Official results, updated August 21, 9:06 PM

[Race List](#) | [Delegate List](#) | [Race Summary](#)

NOTE: Results do not include votes cast for write-in candidates.

Republican Party	
There are no declared candidates for this office.	

Democratic Party				
1 of 1 (100.0%) precincts reporting*				
Vote for not more than 4				
Cassandra Ford	DEM	225	58.1%	<div style="width: 58.1%; height: 10px; background-color: red;"></div>
Beulah M. Banks	DEM	162	41.9%	<div style="width: 41.9%; height: 10px; background-color: red;"></div>

*Please Note: A precinct will not display in the percent of precincts reporting until both election day and AV (absentee) results are recorded for that precinct.



Election Results

Delegate to County Convention Fraser - Precinct 1

Official results, updated August 21, 9:06 PM

[Race List](#) | [Delegate List](#) | [Race Summary](#)

NOTE: Results do not include votes cast for write-in candidates.

Republican Party

There are no declared candidates for this office.

Democratic Party

There are no declared candidates for this office.

*Please Note: A precinct will not display in the percent of precincts reporting until both election day and AV (absentee) results are recorded for that precinct.



Delegate to County Convention Fraser - Precinct 2

Official results, updated August 21, 9:06 PM

[Race List](#) | [Delegate List](#) | [Race Summary](#)

NOTE: Results do not include votes cast for write-in candidates.

Republican Party				
1 of 1 (100.0%) precincts reporting*				
Vote for not more than 3				
Lynn M. Evans	REP	116	100.0%	<div style="width: 100%; height: 10px; background-color: red;"></div>

Democratic Party				
1 of 1 (100.0%) precincts reporting*				
Vote for not more than 2				
Elio Mazzella	DEM	102	100.0%	<div style="width: 100%; height: 10px; background-color: red;"></div>

*Please Note: A precinct will not display in the percent of precincts reporting until both election day and AV (absentee) results are recorded for that precinct.



Election Results

Delegate to County Convention Fraser - Precinct 3

Official results, updated August 21, 9:06 PM

[Race List](#) | [Delegate List](#) | [Race Summary](#)

NOTE: Results do not include votes cast for write-in candidates.

Republican Party				
1 of 1 (100.0%) precincts reporting*				
Vote for not more than 3				
Mark Henry	REP	155	100.0%	

Democratic Party				
1 of 1 (100.0%) precincts reporting*				
Vote for not more than 3				
Thomas John DeMeyer	DEM	213	100.0%	

*Please Note: A precinct will not display in the percent of precincts reporting until both election day and AV (absentee) results are recorded for that precinct.



Election Results

Delegate to County Convention Fraser - Precinct 4

Official results, updated August 21, 9:06 PM

[Race List](#) | [Delegate List](#) | [Race Summary](#)

NOTE: Results do not include votes cast for write-in candidates.

Republican Party				
1 of 1 (100.0%) precincts reporting*				
Vote for not more than 3				
Barbara L. Jennings	REP	88	100.0%	

Democratic Party				
1 of 1 (100.0%) precincts reporting*				
Vote for not more than 2				
Vincent Tocco	DEM	115	56.7%	
Kirk E. Leader	DEM	88	43.3%	

*Please Note: A precinct will not display in the percent of precincts reporting until both election day and AV (absentee) results are recorded for that precinct.



Election Results

Delegate to County Convention Fraser - Precinct 5

Official results, updated August 21, 9:06 PM

[Race List](#) | [Delegate List](#) | [Race Summary](#)

NOTE: Results do not include votes cast for write-in candidates.

Republican Party

There are no declared candidates for this office.

Democratic Party

There are no declared candidates for this office.

*Please Note: A precinct will not display in the percent of precincts reporting until both election day and AV (absentee) results are recorded for that precinct.



Delegate to County Convention Fraser - Precinct 6

Official results, updated August 21, 9:06 PM

[Race List](#) | [Delegate List](#) | [Race Summary](#)

NOTE: Results do not include votes cast for write-in candidates.

Republican Party				
1 of 1 (100.0%) precincts reporting*				
Vote for not more than 4				
Sandra L. Whitworth	REP	114	50.2%	<div style="width: 50.2%; height: 10px; background-color: red;"></div>
Arlene N. Whitworth	REP	113	49.8%	<div style="width: 49.8%; height: 10px; background-color: red;"></div>

Democratic Party				
1 of 1 (100.0%) precincts reporting*				
Vote for not more than 2				
Carolyn Chambers	DEM	162	100.0%	<div style="width: 100%; height: 10px; background-color: red;"></div>

*Please Note: A precinct will not display in the percent of precincts reporting until both election day and AV (absentee) results are recorded for that precinct.



Delegate to County Convention Fraser - Precinct 7

Official results, updated August 21, 9:06 PM

[Race List](#) | [Delegate List](#) | [Race Summary](#)

NOTE: Results do not include votes cast for write-in candidates.

Republican Party				
1 of 1 (100.0%) precincts reporting*				
Vote for not more than 2				
Gayle Faraci	REP	53	53.0%	<div style="width: 53%; height: 10px; background-color: red;"></div>
Juanita L. Parker	REP	47	47.0%	<div style="width: 47%; height: 10px; background-color: red;"></div>

Democratic Party				
1 of 1 (100.0%) precincts reporting*				
Vote for not more than 2				
Marilyn Lane	DEM	104	100.0%	<div style="width: 100%; height: 10px; background-color: red;"></div>

*Please Note: A precinct will not display in the percent of precincts reporting until both election day and AV (absentee) results are recorded for that precinct.



Election Results

Delegate to County Convention Grosse Pointe Shores - Precinct 3

Official results, updated August 21, 9:07 PM

[Race List](#) | [Delegate List](#) | [Race Summary](#)

NOTE: Results do not include votes cast for write-in candidates.

Republican Party

There are no declared candidates for this office.

Democratic Party

There are no declared candidates for this office.

*Please Note: A precinct will not display in the percent of precincts reporting until both election day and AV (absentee) results are recorded for that precinct.



Election Results

Delegate to County Convention Harrison Township - Precinct 1

Official results, updated August 21, 9:06 PM

[Race List](#) | [Delegate List](#) | [Race Summary](#)

NOTE: Results do not include votes cast for write-in candidates.

Republican Party

There are no declared candidates for this office.

Democratic Party

There are no declared candidates for this office.

*Please Note: A precinct will not display in the percent of precincts reporting until both election day and AV (absentee) results are recorded for that precinct.



Delegate to County Convention Harrison Township - Precinct 2

Official results, updated August 21, 9:06 PM

[Race List](#) | [Delegate List](#) | [Race Summary](#)

NOTE: Results do not include votes cast for write-in candidates.

Republican Party	
There are no declared candidates for this office.	

Democratic Party	
1 of 1 (100.0%) precincts reporting*	
Vote for not more than 3	
Joseph C. Skues	DEM 137 100.0% <div style="width: 100%; height: 10px; background: linear-gradient(to right, red, red);"></div>

*Please Note: A precinct will not display in the percent of precincts reporting until both election day and AV (absentee) results are recorded for that precinct.



Delegate to County Convention Harrison Township - Precinct 3

Official results, updated August 21, 9:06 PM

[Race List](#) | [Delegate List](#) | [Race Summary](#)

NOTE: Results do not include votes cast for write-in candidates.

Republican Party	
There are no declared candidates for this office.	

Democratic Party	
1 of 1 (100.0%) precincts reporting*	
Vote for not more than 2	
LaTayna Burdis	DEM 63 100.0% <div style="width: 100%; height: 10px; background: linear-gradient(to right, red, white);"></div>

*Please Note: A precinct will not display in the percent of precincts reporting until both election day and AV (absentee) results are recorded for that precinct.



Delegate to County Convention Harrison Township - Precinct 4

Official results, updated August 21, 9:06 PM

[Race List](#) | [Delegate List](#) | [Race Summary](#)

NOTE: Results do not include votes cast for write-in candidates.

Republican Party	
There are no declared candidates for this office.	

Democratic Party				
1 of 1 (100.0%) precincts reporting*				
Vote for not more than 3				
Timothy J. Foley	DEM	99	37.1%	
Darlene Kaltz	DEM	90	33.7%	
Birdie Nash	DEM	78	29.2%	

*Please Note: A precinct will not display in the percent of precincts reporting until both election day and AV (absentee) results are recorded for that precinct.



Delegate to County Convention Harrison Township - Precinct 5

Official results, updated August 21, 9:06 PM

[Race List](#) | [Delegate List](#) | [Race Summary](#)

NOTE: Results do not include votes cast for write-in candidates.

Republican Party				
1 of 1 (100.0%) precincts reporting*				
Vote for not more than 6				
Betty R. Norlin	REP	215	52.1%	<div style="width: 52.1%; height: 10px; background-color: red;"></div>
Henry E. Norlin	REP	198	47.9%	<div style="width: 47.9%; height: 10px; background-color: red;"></div>

Democratic Party				
1 of 1 (100.0%) precincts reporting*				
Vote for not more than 2				
Jeffrey A. Elgert	DEM	83	100.0%	<div style="width: 100%; height: 10px; background-color: red;"></div>

*Please Note: A precinct will not display in the percent of precincts reporting until both election day and AV (absentee) results are recorded for that precinct.



Election Results

Delegate to County Convention Harrison Township - Precinct 6

Official results, updated August 21, 9:06 PM

[Race List](#) | [Delegate List](#) | [Race Summary](#)

NOTE: Results do not include votes cast for write-in candidates.

Republican Party				
1 of 1 (100.0%) precincts reporting*				
Vote for not more than 5				
Darrin S. York	REP	182	42.6%	
Catherine Carroll	REP	124	29.0%	
Linda Burns Torp	REP	121	28.3%	

Democratic Party				
1 of 1 (100.0%) precincts reporting*				
Vote for not more than 3				
Al Doss	DEM	106	100.0%	

*Please Note: A precinct will not display in the percent of precincts reporting until both election day and AV (absentee) results are recorded for that precinct.



Delegate to County Convention Harrison Township - Precinct 7

Official results, updated August 21, 9:06 PM

[Race List](#) | [Delegate List](#) | [Race Summary](#)

NOTE: Results do not include votes cast for write-in candidates.

Republican Party				
1 of 1 (100.0%) precincts reporting*				
Vote for not more than 5				
Angela Zinner	REP	193	50.3%	<div style="width: 50.3%; height: 10px; background-color: red;"></div>
Barbara Zinner	REP	191	49.7%	<div style="width: 49.7%; height: 10px; background-color: red;"></div>

Democratic Party				
1 of 1 (100.0%) precincts reporting*				
Vote for not more than 2				
Kenneth Massey	DEM	133	100.0%	<div style="width: 100%; height: 10px; background-color: red;"></div>

*Please Note: A precinct will not display in the percent of precincts reporting until both election day and AV (absentee) results are recorded for that precinct.



Delegate to County Convention Harrison Township - Precinct 8

Official results, updated August 21, 9:06 PM

[Race List](#) | [Delegate List](#) | [Race Summary](#)

NOTE: Results do not include votes cast for write-in candidates.

Republican Party				
1 of 1 (100.0%) precincts reporting*				
Vote for not more than 3				
Noel K. Johnston	REP	79	56.8%	<div style="width: 56.8%; height: 10px; background-color: red;"></div>
Jason Oleksinski	REP	60	43.2%	<div style="width: 43.2%; height: 10px; background-color: red;"></div>

Democratic Party
There are no declared candidates for this office.

*Please Note: A precinct will not display in the percent of precincts reporting until both election day and AV (absentee) results are recorded for that precinct.



Delegate to County Convention Harrison Township - Precinct 9

Official results, updated August 21, 9:06 PM

[Race List](#) | [Delegate List](#) | [Race Summary](#)

NOTE: Results do not include votes cast for write-in candidates.

Republican Party				
1 of 1 (100.0%) precincts reporting*				
Vote for not more than 5				
Jeffrey Czerak	REP	151	26.7%	<div style="width: 26.7%; height: 10px; background-color: red;"></div>
James Senstock	REP	142	25.1%	<div style="width: 25.1%; height: 10px; background-color: red;"></div>
Elizabeth Gillanders	REP	139	24.6%	<div style="width: 24.6%; height: 10px; background-color: red;"></div>
Donald Bruce Gillanders	REP	134	23.7%	<div style="width: 23.7%; height: 10px; background-color: red;"></div>

Democratic Party
There are no declared candidates for this office.

*Please Note: A precinct will not display in the percent of precincts reporting until both election day and AV (absentee) results are recorded for that precinct.



Election Results

Delegate to County Convention Harrison Township - Precinct 10

Official results, updated August 21, 9:06 PM

[Race List](#) | [Delegate List](#) | [Race Summary](#)

NOTE: Results do not include votes cast for write-in candidates.

Republican Party				
1 of 1 (100.0%) precincts reporting*				
Vote for not more than 3				
Jared Lee Maynard	REP	151	100.0%	<div style="width: 100%;"><div style="width: 100%;"></div></div>

Democratic Party				
1 of 1 (100.0%) precincts reporting*				
Vote for not more than 2				
Bill Peterson	DEM	87	100.0%	<div style="width: 100%;"><div style="width: 100%;"></div></div>

*Please Note: A precinct will not display in the percent of precincts reporting until both election day and AV (absentee) results are recorded for that precinct.



Delegate to County Convention Lenox Township - Precinct 1

Official results, updated August 21, 9:06 PM

[Race List](#) | [Delegate List](#) | [Race Summary](#)

NOTE: Results do not include votes cast for write-in candidates.

Republican Party				
1 of 1 (100.0%) precincts reporting*				
Vote for not more than 4				
Patricia L. Wiegand	REP	77	64.7%	<div style="width: 64.7%; height: 10px; background-color: red;"></div>
Barry B. Brockert	REP	42	35.3%	<div style="width: 35.3%; height: 10px; background-color: red;"></div>

Democratic Party
There are no declared candidates for this office.

*Please Note: A precinct will not display in the percent of precincts reporting until both election day and AV (absentee) results are recorded for that precinct.



Election Results

Delegate to County Convention Lenox Township - Precinct 2

Official results, updated August 21, 9:06 PM

[Race List](#) | [Delegate List](#) | [Race Summary](#)

NOTE: Results do not include votes cast for write-in candidates.

Republican Party

There are no declared candidates for this office.

Democratic Party

There are no declared candidates for this office.

*Please Note: A precinct will not display in the percent of precincts reporting until both election day and AV (absentee) results are recorded for that precinct.



Delegate to County Convention Lenox Township - Precinct 3

Official results, updated August 21, 9:06 PM

[Race List](#) | [Delegate List](#) | [Race Summary](#)

NOTE: Results do not include votes cast for write-in candidates.

Republican Party				
1 of 1 (100.0%) precincts reporting*				
Vote for not more than 3				
Daniel VanDeKerkhove	REP	82	100.0%	<div style="width: 100%; height: 10px; background-color: red;"></div>

Democratic Party				
1 of 1 (100.0%) precincts reporting*				
Vote for not more than 3				
Louis Kincaid	DEM	270	100.0%	<div style="width: 100%; height: 10px; background-color: red;"></div>

*Please Note: A precinct will not display in the percent of precincts reporting until both election day and AV (absentee) results are recorded for that precinct.



Election Results

Delegate to County Convention Lenox Township - Precinct 4

Official results, updated August 21, 9:06 PM

[Race List](#) | [Delegate List](#) | [Race Summary](#)

NOTE: Results do not include votes cast for write-in candidates.

Republican Party

There are no declared candidates for this office.

Democratic Party

There are no declared candidates for this office.

*Please Note: A precinct will not display in the percent of precincts reporting until both election day and AV (absentee) results are recorded for that precinct.



Election Results

Delegate to County Convention Macomb Township - Precinct 1

Official results, updated August 21, 9:06 PM

[Race List](#) | [Delegate List](#) | [Race Summary](#)

NOTE: Results do not include votes cast for write-in candidates.

Republican Party				
1 of 1 (100.0%) precincts reporting*				
Vote for not more than 3				
Krystyna Chagnon	REP	94	51.9%	<div style="width: 51.9%;"></div>
Joseph Chagnon	REP	87	48.1%	<div style="width: 48.1%;"></div>

Democratic Party				
1 of 1 (100.0%) precincts reporting*				
Vote for not more than 2				
Thomas L. McVicar	DEM	61	100.0%	<div style="width: 100%;"></div>

*Please Note: A precinct will not display in the percent of precincts reporting until both election day and AV (absentee) results are recorded for that precinct.



Delegate to County Convention Macomb Township - Precinct 2

Official results, updated August 21, 9:06 PM

[Race List](#) | [Delegate List](#) | [Race Summary](#)

NOTE: Results do not include votes cast for write-in candidates.

Republican Party	
There are no declared candidates for this office.	

Democratic Party	
1 of 1 (100.0%) precincts reporting*	
Vote for not more than 2	
Gary E. Cynowa	DEM 83 100.0% <div style="width: 100%; height: 10px; background: linear-gradient(to right, red, white);"></div>

*Please Note: A precinct will not display in the percent of precincts reporting until both election day and AV (absentee) results are recorded for that precinct.



Delegate to County Convention Macomb Township - Precinct 3

Official results, updated August 21, 9:06 PM

[Race List](#) | [Delegate List](#) | [Race Summary](#)

NOTE: Results do not include votes cast for write-in candidates.

Republican Party				
1 of 1 (100.0%) precincts reporting*				
Vote for not more than 3				
Joe Burdzinski	REP	117	57.6%	<div style="width: 57.6%; height: 10px; background-color: red;"></div>
Vincent W. Olshove	REP	86	42.4%	<div style="width: 42.4%; height: 10px; background-color: red;"></div>

Democratic Party
There are no declared candidates for this office.

*Please Note: A precinct will not display in the percent of precincts reporting until both election day and AV (absentee) results are recorded for that precinct.



Delegate to County Convention Macomb Township - Precinct 4

Official results, updated August 21, 9:06 PM

[Race List](#) | [Delegate List](#) | [Race Summary](#)

NOTE: Results do not include votes cast for write-in candidates.

Republican Party	
There are no declared candidates for this office.	

Democratic Party	
1 of 1 (100.0%) precincts reporting*	
Vote for not more than 2	
Monika Kreft Leasure	DEM 100 54.3%
Kevin Marvin	DEM 84 45.7%

*Please Note: A precinct will not display in the percent of precincts reporting until both election day and AV (absentee) results are recorded for that precinct.



Delegate to County Convention Macomb Township - Precinct 5

Official results, updated August 21, 9:06 PM

[Race List](#) | [Delegate List](#) | [Race Summary](#)

NOTE: Results do not include votes cast for write-in candidates.

Republican Party				
1 of 1 (100.0%) precincts reporting*				
Vote for not more than 3				
Patricia M. Thompson	REP	109	23.4%	<div style="width: 23.4%; height: 10px; background-color: red;"></div>
Nanette M. Danner	REP	104	22.3%	<div style="width: 22.3%; height: 10px; background-color: red;"></div>
James N. McKelvey	REP	100	21.5%	<div style="width: 21.5%; height: 10px; background-color: red;"></div>
David Shipton Jr.	REP	79	17.0%	<div style="width: 17.0%; height: 10px; background-color: red;"></div>
Thomas J. Shipton	REP	74	15.9%	<div style="width: 15.9%; height: 10px; background-color: red;"></div>

Democratic Party
There are no declared candidates for this office.

*Please Note: A precinct will not display in the percent of precincts reporting until both election day and AV (absentee) results are recorded for that precinct.



Delegate to County Convention Macomb Township - Precinct 6

Official results, updated August 21, 9:06 PM

[Race List](#) | [Delegate List](#) | [Race Summary](#)

NOTE: Results do not include votes cast for write-in candidates.

Republican Party				
1 of 1 (100.0%) precincts reporting*				
Vote for not more than 3				
Karen Christine Czernel	REP	107	27.0%	<div style="width: 27%; height: 10px; background-color: red;"></div>
Colleen K. Carl	REP	101	25.4%	<div style="width: 25.4%; height: 10px; background-color: red;"></div>
Micheline J. Trospen	REP	100	25.2%	<div style="width: 25.2%; height: 10px; background-color: red;"></div>
Maria Carl	REP	89	22.4%	<div style="width: 22.4%; height: 10px; background-color: red;"></div>

Democratic Party				
There are no declared candidates for this office.				

*Please Note: A precinct will not display in the percent of precincts reporting until both election day and AV (absentee) results are recorded for that precinct.



Election Results

Delegate to County Convention Macomb Township - Precinct 7

Official results, updated August 21, 9:06 PM

[Race List](#) | [Delegate List](#) | [Race Summary](#)

NOTE: Results do not include votes cast for write-in candidates.

Republican Party				
1 of 1 (100.0%) precincts reporting*				
Vote for not more than 4				
Robert C. Brandenburg	REP	119	58.0%	
Laura Osaer	REP	86	42.0%	

Democratic Party				
1 of 1 (100.0%) precincts reporting*				
Vote for not more than 2				
Stacey LaPlante	DEM	80	100.0%	

*Please Note: A precinct will not display in the percent of precincts reporting until both election day and AV (absentee) results are recorded for that precinct.



Election Results

Delegate to County Convention Macomb Township - Precinct 8

Official results, updated August 21, 9:06 PM

[Race List](#) | [Delegate List](#) | [Race Summary](#)

NOTE: Results do not include votes cast for write-in candidates.

Republican Party

There are no declared candidates for this office.

Democratic Party

There are no declared candidates for this office.

*Please Note: A precinct will not display in the percent of precincts reporting until both election day and AV (absentee) results are recorded for that precinct.



Delegate to County Convention Macomb Township - Precinct 9

Official results, updated August 21, 9:06 PM

[Race List](#) | [Delegate List](#) | [Race Summary](#)

NOTE: Results do not include votes cast for write-in candidates.

Republican Party				
1 of 1 (100.0%) precincts reporting*				
Vote for not more than 3				
Karen M. Goodhue	REP	136	100.0%	<div style="width: 100%; height: 10px; background-color: red;"></div>

Democratic Party				
There are no declared candidates for this office.				

*Please Note: A precinct will not display in the percent of precincts reporting until both election day and AV (absentee) results are recorded for that precinct.



Election Results

Delegate to County Convention Macomb Township - Precinct 10

Official results, updated August 21, 9:06 PM

[Race List](#) | [Delegate List](#) | [Race Summary](#)

NOTE: Results do not include votes cast for write-in candidates.

Republican Party

There are no declared candidates for this office.

Democratic Party

There are no declared candidates for this office.

*Please Note: A precinct will not display in the percent of precincts reporting until both election day and AV (absentee) results are recorded for that precinct.




Election Results

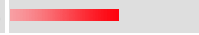

Delegate to County Convention Macomb Township - Precinct 11

Official results, updated August 21, 9:06 PM

[Race List](#) | [Delegate List](#) | [Race Summary](#)

NOTE: Results do not include votes cast for write-in candidates.

Republican Party				
1 of 1 (100.0%) precincts reporting*				
Vote for not more than 4				
Leon Drolet	REP	134	100.0%	

Democratic Party				
1 of 1 (100.0%) precincts reporting*				
Vote for not more than 2				
Gregory George Bauer	DEM	75	54.7%	
Harvey L. Roberts	DEM	62	45.3%	

*Please Note: A precinct will not display in the percent of precincts reporting until both election day and AV (absentee) results are recorded for that precinct.



Election Results

Delegate to County Convention Macomb Township - Precinct 12

Official results, updated August 21, 9:06 PM

[Race List](#) | [Delegate List](#) | [Race Summary](#)

NOTE: Results do not include votes cast for write-in candidates.

Republican Party				
1 of 1 (100.0%) precincts reporting*				
Vote for not more than 4				
Thomas Christ	REP	130	40.4%	
Catherine Smith	REP	99	30.7%	
Scott Ryan Czasak	REP	93	28.9%	

Democratic Party				
1 of 1 (100.0%) precincts reporting*				
Vote for not more than 2				
Kenneth Paul Jenkins	DEM	75	50.0%	
Ralph Frontera	DEM	75	50.0%	

*Please Note: A precinct will not display in the percent of precincts reporting until both election day and AV (absentee) results are recorded for that precinct.



Election Results

Delegate to County Convention Macomb Township - Precinct 13

Official results, updated August 21, 9:06 PM

[Race List](#) | [Delegate List](#) | [Race Summary](#)

NOTE: Results do not include votes cast for write-in candidates.

Republican Party				
1 of 1 (100.0%) precincts reporting*				
Vote for not more than 4				
Matthew Carnegie	REP	111	25.0%	<div style="width: 25.0%;"></div>
Kevin Brockert	REP	99	22.3%	<div style="width: 22.3%;"></div>
Francesca P. Biondo	REP	82	18.5%	<div style="width: 18.5%;"></div>
Giuseppe A. Biondo	REP	78	17.6%	<div style="width: 17.6%;"></div>
Michael E. Marx	REP	74	16.7%	<div style="width: 16.7%;"></div>

Democratic Party	
There are no declared candidates for this office.	

*Please Note: A precinct will not display in the percent of precincts reporting until both election day and AV (absentee) results are recorded for that precinct.



Election Results

Delegate to County Convention Macomb Township - Precinct 14

Official results, updated August 21, 9:06 PM

[Race List](#) | [Delegate List](#) | [Race Summary](#)

NOTE: Results do not include votes cast for write-in candidates.

Republican Party				
1 of 1 (100.0%) precincts reporting*				
Vote for not more than 5				
Grace Caporuscio	REP	115	30.8%	
Peter Szatkowski	REP	91	24.4%	
Stacey Szatkowski	REP	84	22.5%	
Tony Szatkowski	REP	83	22.3%	

Democratic Party				
1 of 1 (100.0%) precincts reporting*				
Vote for not more than 2				
Edward R. Schlager	DEM	75	100.0%	

*Please Note: A precinct will not display in the percent of precincts reporting until both election day and AV (absentee) results are recorded for that precinct.



Delegate to County Convention Macomb Township - Precinct 15

Official results, updated August 21, 9:06 PM

[Race List](#) | [Delegate List](#) | [Race Summary](#)

NOTE: Results do not include votes cast for write-in candidates.

Republican Party				
1 of 1 (100.0%) precincts reporting*				
Vote for not more than 4				
Filip Szalewicz	REP	180	100.0%	<div style="width: 100%; height: 10px; background-color: red;"></div>

Democratic Party				
There are no declared candidates for this office.				

*Please Note: A precinct will not display in the percent of precincts reporting until both election day and AV (absentee) results are recorded for that precinct.



Election Results

Delegate to County Convention Macomb Township - Precinct 16

Official results, updated August 21, 9:06 PM

[Race List](#) | [Delegate List](#) | [Race Summary](#)

NOTE: Results do not include votes cast for write-in candidates.

Republican Party				
1 of 1 (100.0%) precincts reporting*				
Vote for not more than 5				
Kevin Karwowicz	REP	173	33.4%	
Michael J. Arsenault	REP	122	23.6%	
Katherine Marie Motyka	REP	112	21.6%	
John A. Winter	REP	111	21.4%	

Democratic Party				
There are no declared candidates for this office.				

*Please Note: A precinct will not display in the percent of precincts reporting until both election day and AV (absentee) results are recorded for that precinct.



Election Results

Delegate to County Convention Macomb Township - Precinct 17

Official results, updated August 21, 9:06 PM

[Race List](#) | [Delegate List](#) | [Race Summary](#)

NOTE: Results do not include votes cast for write-in candidates.

Republican Party				
1 of 1 (100.0%) precincts reporting*				
Vote for not more than 4				
Loren Miller	REP	105	55.0%	
Darla Wilde	REP	86	45.0%	

Democratic Party				
1 of 1 (100.0%) precincts reporting*				
Vote for not more than 2				
Robert D. Figlioli	DEM	70	100.0%	

*Please Note: A precinct will not display in the percent of precincts reporting until both election day and AV (absentee) results are recorded for that precinct.



Delegate to County Convention Macomb Township - Precinct 18

Official results, updated August 21, 9:06 PM

[Race List](#) | [Delegate List](#) | [Race Summary](#)

NOTE: Results do not include votes cast for write-in candidates.

Republican Party				
1 of 1 (100.0%) precincts reporting*				
Vote for not more than 2				
Laura M. Cavalier	REP	66	100.0%	<div style="width: 100%; height: 10px; background-color: red;"></div>

Democratic Party				
There are no declared candidates for this office.				

*Please Note: A precinct will not display in the percent of precincts reporting until both election day and AV (absentee) results are recorded for that precinct.



Delegate to County Convention Macomb Township - Precinct 19

Official results, updated August 21, 9:06 PM

[Race List](#) | [Delegate List](#) | [Race Summary](#)

NOTE: Results do not include votes cast for write-in candidates.

Republican Party				
1 of 1 (100.0%) precincts reporting*				
Vote for not more than 2				
Leo C. Garry	REP	28	100.0%	<div style="width: 100%; height: 10px; background-color: red;"></div>

Democratic Party
There are no declared candidates for this office.

*Please Note: A precinct will not display in the percent of precincts reporting until both election day and AV (absentee) results are recorded for that precinct.



Election Results

Delegate to County Convention Macomb Township - Precinct 20

Official results, updated August 21, 9:06 PM

[Race List](#) | [Delegate List](#) | [Race Summary](#)

NOTE: Results do not include votes cast for write-in candidates.

Republican Party				
1 of 1 (100.0%) precincts reporting*				
Vote for not more than 3				
James A. Coburn	REP	105	54.4%	
John Wolfsberger Jr.	REP	88	45.6%	

Democratic Party				
1 of 1 (100.0%) precincts reporting*				
Vote for not more than 2				
Michael Snead	DEM	60	51.3%	
Paula J. Herbart	DEM	57	48.7%	

*Please Note: A precinct will not display in the percent of precincts reporting until both election day and AV (absentee) results are recorded for that precinct.



Delegate to County Convention Macomb Township - Precinct 21

Official results, updated August 21, 9:06 PM

[Race List](#) | [Delegate List](#) | [Race Summary](#)

NOTE: Results do not include votes cast for write-in candidates.

Republican Party
There are no declared candidates for this office.

Democratic Party				
1 of 1 (100.0%) precincts reporting*				
Vote for not more than 2				
Martha O'Kray	DEM	108	100.0%	<div style="width: 100%; height: 10px; background-color: red;"></div>

*Please Note: A precinct will not display in the percent of precincts reporting until both election day and AV (absentee) results are recorded for that precinct.



Election Results

Delegate to County Convention Macomb Township - Precinct 22

Official results, updated August 21, 9:06 PM

[Race List](#) | [Delegate List](#) | [Race Summary](#)

NOTE: Results do not include votes cast for write-in candidates.

Republican Party	
There are no declared candidates for this office.	

Democratic Party				
1 of 1 (100.0%) precincts reporting*				
Vote for not more than 2				
Gary J. Kujawa	DEM	72	39.3%	
James J. Livingston	DEM	56	30.6%	
Vince Colagiovanni	DEM	55	30.1%	

*Please Note: A precinct will not display in the percent of precincts reporting until both election day and AV (absentee) results are recorded for that precinct.



Delegate to County Convention Macomb Township - Precinct 23

Official results, updated August 21, 9:06 PM

[Race List](#) | [Delegate List](#) | [Race Summary](#)

NOTE: Results do not include votes cast for write-in candidates.

Republican Party				
1 of 1 (100.0%) precincts reporting*				
Vote for not more than 5				
Melissa Scapini	REP	202	21.3%	<div style="width: 21.3%; height: 10px; background-color: red;"></div>
Walter R. Roberts	REP	196	20.6%	<div style="width: 20.6%; height: 10px; background-color: red;"></div>
Marianna Di Gemma Frontera	REP	193	20.3%	<div style="width: 20.3%; height: 10px; background-color: red;"></div>
Mary Giglio	REP	187	19.7%	<div style="width: 19.7%; height: 10px; background-color: red;"></div>
Tony Giglio	REP	172	18.1%	<div style="width: 18.1%; height: 10px; background-color: red;"></div>

Democratic Party
There are no declared candidates for this office.

*Please Note: A precinct will not display in the percent of precincts reporting until both election day and AV (absentee) results are recorded for that precinct.



Election Results

Delegate to County Convention Macomb Township - Precinct 24

Official results, updated August 21, 9:06 PM

[Race List](#) | [Delegate List](#) | [Race Summary](#)

NOTE: Results do not include votes cast for write-in candidates.

Republican Party				
1 of 1 (100.0%) precincts reporting*				
Vote for not more than 2				
Dean Ausilio	REP	283	100.0%	<div style="width: 100%; height: 10px; background-color: red;"></div>

Democratic Party				
1 of 1 (100.0%) precincts reporting*				
Vote for not more than 2				
Pamela David	DEM	107	100.0%	<div style="width: 100%; height: 10px; background-color: red;"></div>

*Please Note: A precinct will not display in the percent of precincts reporting until both election day and AV (absentee) results are recorded for that precinct.



Delegate to County Convention Macomb Township - Precinct 25

Official results, updated August 21, 9:06 PM

[Race List](#) | [Delegate List](#) | [Race Summary](#)

NOTE: Results do not include votes cast for write-in candidates.

Republican Party				
1 of 1 (100.0%) precincts reporting*				
Vote for not more than 3				
J. Rakowiecki	REP	82	100.0%	<div style="width: 100%; height: 10px; background-color: red;"></div>

Democratic Party				
There are no declared candidates for this office.				

*Please Note: A precinct will not display in the percent of precincts reporting until both election day and AV (absentee) results are recorded for that precinct.



Delegate to County Convention Macomb Township - Precinct 26

Official results, updated August 21, 9:06 PM

[Race List](#) | [Delegate List](#) | [Race Summary](#)

NOTE: Results do not include votes cast for write-in candidates.

Republican Party				
1 of 1 (100.0%) precincts reporting*				
Vote for not more than 3				
Jonathan Castellano	REP	88	100.0%	<div style="width: 100%; height: 10px; background-color: red;"></div>

Democratic Party				
There are no declared candidates for this office.				

*Please Note: A precinct will not display in the percent of precincts reporting until both election day and AV (absentee) results are recorded for that precinct.



Delegate to County Convention Macomb Township - Precinct 27

Official results, updated August 21, 9:06 PM

[Race List](#) | [Delegate List](#) | [Race Summary](#)

NOTE: Results do not include votes cast for write-in candidates.

Republican Party				
1 of 1 (100.0%) precincts reporting*				
Vote for not more than 4				
Michael Kramer	REP	80	100.0%	<div style="width: 100%; height: 10px; background-color: red;"></div>

Democratic Party				
There are no declared candidates for this office.				

*Please Note: A precinct will not display in the percent of precincts reporting until both election day and AV (absentee) results are recorded for that precinct.




Election Results



Delegate to County Convention Macomb Township - Precinct 28

Official results, updated August 21, 9:06 PM

[Race List](#) | [Delegate List](#) | [Race Summary](#)

NOTE: Results do not include votes cast for write-in candidates.

Republican Party				
1 of 1 (100.0%) precincts reporting*				
Vote for not more than 4				
Melvin Koch	REP	81	100.0%	

Democratic Party				
1 of 1 (100.0%) precincts reporting*				
Vote for not more than 1				
Erica Allport	DEM	39	70.9%	
Scott A. Allport	DEM	16	29.1%	

*Please Note: A precinct will not display in the percent of precincts reporting until both election day and AV (absentee) results are recorded for that precinct.



Delegate to County Convention Macomb Township - Precinct 29

Official results, updated August 21, 9:06 PM

[Race List](#) | [Delegate List](#) | [Race Summary](#)

NOTE: Results do not include votes cast for write-in candidates.

Republican Party				
1 of 1 (100.0%) precincts reporting*				
Vote for not more than 3				
Steven Stoll	REP	82	50.9%	<div style="width: 50.9%; height: 10px; background-color: red;"></div>
Robert C. Montilla	REP	79	49.1%	<div style="width: 49.1%; height: 10px; background-color: red;"></div>

Democratic Party
There are no declared candidates for this office.

*Please Note: A precinct will not display in the percent of precincts reporting until both election day and AV (absentee) results are recorded for that precinct.



Election Results

Delegate to County Convention Macomb Township - Precinct 30

Official results, updated August 21, 9:06 PM

[Race List](#) | [Delegate List](#) | [Race Summary](#)

NOTE: Results do not include votes cast for write-in candidates.

Republican Party				
1 of 1 (100.0%) precincts reporting*				
Vote for not more than 5				
Linda E. Craig	REP	103	27.8%	
Kyle R. Dufrane	REP	96	25.9%	
Jay Howse	REP	87	23.5%	
Lynn C. Howse	REP	84	22.7%	

Democratic Party				
1 of 1 (100.0%) precincts reporting*				
Vote for not more than 2				
Brian C. Negovan	DEM	57	100.0%	

*Please Note: A precinct will not display in the percent of precincts reporting until both election day and AV (absentee) results are recorded for that precinct.



Delegate to County Convention Macomb Township - Precinct 31

Official results, updated August 21, 9:06 PM

[Race List](#) | [Delegate List](#) | [Race Summary](#)

NOTE: Results do not include votes cast for write-in candidates.

Republican Party				
1 of 1 (100.0%) precincts reporting*				
Vote for not more than 2				
Cheryl S. Koehs	REP	88	50.0%	<div style="width: 50%; height: 10px; background-color: red; margin: 0 auto;"></div>
Michael D. Koehs	REP	88	50.0%	<div style="width: 50%; height: 10px; background-color: red; margin: 0 auto;"></div>

Democratic Party				
There are no declared candidates for this office.				

*Please Note: A precinct will not display in the percent of precincts reporting until both election day and AV (absentee) results are recorded for that precinct.



Delegate to County Convention Macomb Township - Precinct 32

Official results, updated August 21, 9:06 PM

[Race List](#) | [Delegate List](#) | [Race Summary](#)

NOTE: Results do not include votes cast for write-in candidates.

Republican Party				
1 of 1 (100.0%) precincts reporting*				
Vote for not more than 3				
Frank Cusumano	REP	86	35.1%	<div style="width: 35.1%; height: 10px; background-color: red;"></div>
Gino Vitale	REP	82	33.5%	<div style="width: 33.5%; height: 10px; background-color: red;"></div>
Julianne Cusumano	REP	77	31.4%	<div style="width: 31.4%; height: 10px; background-color: red;"></div>

Democratic Party
There are no declared candidates for this office.

*Please Note: A precinct will not display in the percent of precincts reporting until both election day and AV (absentee) results are recorded for that precinct.



Delegate to County Convention Macomb Township - Precinct 33

Official results, updated August 21, 9:06 PM

[Race List](#) | [Delegate List](#) | [Race Summary](#)

NOTE: Results do not include votes cast for write-in candidates.

Republican Party				
1 of 1 (100.0%) precincts reporting*				
Vote for not more than 3				
Jan Grimes	REP	98	53.0%	<div style="width: 53%; height: 10px; background-color: red;"></div>
Cheryl Jarzombek	REP	87	47.0%	<div style="width: 47%; height: 10px; background-color: red;"></div>

Democratic Party
There are no declared candidates for this office.

*Please Note: A precinct will not display in the percent of precincts reporting until both election day and AV (absentee) results are recorded for that precinct.



Election Results

Delegate to County Convention Macomb Township - Precinct 34

Official results, updated August 21, 9:06 PM

[Race List](#) | [Delegate List](#) | [Race Summary](#)

NOTE: Results do not include votes cast for write-in candidates.

Republican Party				
1 of 1 (100.0%) precincts reporting*				
Vote for not more than 3				
Nancy J. Nevers	REP	111	100.0%	

Democratic Party				
1 of 1 (100.0%) precincts reporting*				
Vote for not more than 2				
Theresa Switalski	DEM	52	53.1%	
John L. Switalski	DEM	46	46.9%	

*Please Note: A precinct will not display in the percent of precincts reporting until both election day and AV (absentee) results are recorded for that precinct.



Delegate to County Convention Macomb Township - Precinct 35

Official results, updated August 21, 9:06 PM

[Race List](#) | [Delegate List](#) | [Race Summary](#)

NOTE: Results do not include votes cast for write-in candidates.

Republican Party				
1 of 1 (100.0%) precincts reporting*				
Vote for not more than 2				
Mark Scully	REP	78	51.7%	<div style="width: 51.7%; height: 10px; background-color: red;"></div>
Bill Andreopoulos	REP	73	48.3%	<div style="width: 48.3%; height: 10px; background-color: red;"></div>

Democratic Party				
1 of 1 (100.0%) precincts reporting*				
Vote for not more than 2				
Rosemary Brewer	DEM	51	100.0%	<div style="width: 100%; height: 10px; background-color: red;"></div>

*Please Note: A precinct will not display in the percent of precincts reporting until both election day and AV (absentee) results are recorded for that precinct.



Election Results

Delegate to County Convention Memphis - Precinct 1

Official results, updated August 21, 9:06 PM

[Race List](#) | [Delegate List](#) | [Race Summary](#)

NOTE: Results do not include votes cast for write-in candidates.

Republican Party				
1 of 1 (100.0%) precincts reporting*				
Vote for not more than 2				
Richard Kerner	REP	46	100.0%	<div style="width: 100%;"><div style="width: 100%;"></div></div>

Democratic Party				
There are no declared candidates for this office.				

*Please Note: A precinct will not display in the percent of precincts reporting until both election day and AV (absentee) results are recorded for that precinct.



Election Results

Delegate to County Convention Mount Clemens - Precinct 1

Official results, updated August 21, 9:06 PM

[Race List](#) | [Delegate List](#) | [Race Summary](#)

NOTE: Results do not include votes cast for write-in candidates.

Republican Party				
1 of 1 (100.0%) precincts reporting*				
Vote for not more than 1				
Anthony Bursey	REP	18	100.0%	<div style="width: 100%; height: 10px; background-color: red;"></div>

Democratic Party				
1 of 1 (100.0%) precincts reporting*				
Vote for not more than 3				
Loretta Brownlee	DEM	131	40.2%	<div style="width: 40.2%; height: 10px; background-color: red;"></div>
LaWanda Platt	DEM	121	37.1%	<div style="width: 37.1%; height: 10px; background-color: red;"></div>
Laura Kropp	DEM	74	22.7%	<div style="width: 22.7%; height: 10px; background-color: red;"></div>

*Please Note: A precinct will not display in the percent of precincts reporting until both election day and AV (absentee) results are recorded for that precinct.



Delegate to County Convention Mount Clemens - Precinct 2

Official results, updated August 21, 9:06 PM

[Race List](#) | [Delegate List](#) | [Race Summary](#)

NOTE: Results do not include votes cast for write-in candidates.

Republican Party	
There are no declared candidates for this office.	

Democratic Party	
1 of 1 (100.0%) precincts reporting*	
Vote for not more than 2	
Laura Cardamone	DEM 170 52.6%
Julie Matuzak	DEM 153 47.4%

*Please Note: A precinct will not display in the percent of precincts reporting until both election day and AV (absentee) results are recorded for that precinct.



Election Results

Delegate to County Convention Mount Clemens - Precinct 3

Official results, updated August 21, 9:06 PM

[Race List](#) | [Delegate List](#) | [Race Summary](#)

NOTE: Results do not include votes cast for write-in candidates.

Republican Party				
1 of 1 (100.0%) precincts reporting*				
Vote for not more than 2				
Michael Beers	REP	64	40.5%	
Karl Nagel	REP	53	33.5%	
Timothy Bross	REP	41	25.9%	

Democratic Party				
1 of 1 (100.0%) precincts reporting*				
Vote for not more than 4				
Helga Penzabene	DEM	205	100.0%	

*Please Note: A precinct will not display in the percent of precincts reporting until both election day and AV (absentee) results are recorded for that precinct.



Election Results

Delegate to County Convention

Mount Clemens - Precinct 4

Official results, updated August 21, 9:06 PM

[Race List](#) | [Delegate List](#) | [Race Summary](#)

NOTE: Results do not include votes cast for write-in candidates.

Republican Party				
1 of 1 (100.0%) precincts reporting*				
Vote for not more than 3				
Michael Kinnard	REP	43	37.1%	
John Carlos Cruz	REP	37	31.9%	
Dean Fradle	REP	36	31.0%	

Democratic Party				
1 of 1 (100.0%) precincts reporting*				
Vote for not more than 2				
Brad Wilson	DEM	53	31.2%	
Ann Marie Roeder	DEM	51	30.0%	
Alisha M. Baker	DEM	47	27.6%	
Toyanne L. Hall	DEM	19	11.2%	

*Please Note: A precinct will not display in the percent of precincts reporting until both election day and AV (absentee) results are recorded for that precinct.



Election Results

Delegate to County Convention Mount Clemens - Precinct 5

Official results, updated August 21, 9:06 PM

[Race List](#) | [Delegate List](#) | [Race Summary](#)

NOTE: Results do not include votes cast for write-in candidates.

Republican Party				
1 of 1 (100.0%) precincts reporting*				
Vote for not more than 3				
William T. Hollister Jr.	REP	22	56.4%	
Donald Delellis	REP	17	43.6%	

Democratic Party				
1 of 1 (100.0%) precincts reporting*				
Vote for not more than 3				
Clemmie M. Swoope	DEM	118	56.5%	
Judy S. Buckay	DEM	91	43.5%	

*Please Note: A precinct will not display in the percent of precincts reporting until both election day and AV (absentee) results are recorded for that precinct.




Election Results



Delegate to County Convention Mount Clemens - Precinct 6

Official results, updated August 21, 9:06 PM

[Race List](#) | [Delegate List](#) | [Race Summary](#)

NOTE: Results do not include votes cast for write-in candidates.

Republican Party				
1 of 1 (100.0%) precincts reporting*				
Vote for not more than 3				
Mary Gay Reinhold	REP	59	100.0%	

Democratic Party				
1 of 1 (100.0%) precincts reporting*				
Vote for not more than 2				
Jennifer Nowaczok-Miller	DEM	122	63.9%	
Anthony Whitehorn	DEM	69	36.1%	

*Please Note: A precinct will not display in the percent of precincts reporting until both election day and AV (absentee) results are recorded for that precinct.



Election Results

Delegate to County Convention Mount Clemens - Precinct 9

Official results, updated August 21, 9:06 PM

[Race List](#) | [Delegate List](#) | [Race Summary](#)

NOTE: Results do not include votes cast for write-in candidates.

Republican Party				
1 of 1 (100.0%) precincts reporting*				
Vote for not more than 3				
Gary J. Mallast	REP	84	53.8%	
Monroe Adams	REP	72	46.2%	

Democratic Party				
1 of 1 (100.0%) precincts reporting*				
Vote for not more than 2				
Michael Schichtel	DEM	170	50.9%	
Debra Eileen Baird	DEM	164	49.1%	

*Please Note: A precinct will not display in the percent of precincts reporting until both election day and AV (absentee) results are recorded for that precinct.



Election Results

Delegate to County Convention New Baltimore - Precinct 1

Official results, updated August 21, 9:06 PM

[Race List](#) | [Delegate List](#) | [Race Summary](#)

NOTE: Results do not include votes cast for write-in candidates.

Republican Party

There are no declared candidates for this office.

Democratic Party

There are no declared candidates for this office.

*Please Note: A precinct will not display in the percent of precincts reporting until both election day and AV (absentee) results are recorded for that precinct.



Delegate to County Convention New Baltimore - Precinct 2

Official results, updated August 21, 9:06 PM

[Race List](#) | [Delegate List](#) | [Race Summary](#)

NOTE: Results do not include votes cast for write-in candidates.

Republican Party				
1 of 1 (100.0%) precincts reporting*				
Vote for not more than 3				
Max J. Plante	REP	102	100.0%	<div style="width: 100%; height: 10px; background-color: red;"></div>

Democratic Party				
1 of 1 (100.0%) precincts reporting*				
Vote for not more than 1				
Zack Stanton	DEM	81	100.0%	<div style="width: 100%; height: 10px; background-color: red;"></div>

*Please Note: A precinct will not display in the percent of precincts reporting until both election day and AV (absentee) results are recorded for that precinct.



Election Results

Delegate to County Convention New Baltimore - Precinct 3

Official results, updated August 21, 9:06 PM

[Race List](#) | [Delegate List](#) | [Race Summary](#)

NOTE: Results do not include votes cast for write-in candidates.

Republican Party				
1 of 1 (100.0%) precincts reporting*				
Vote for not more than 5				
Allison M. Borovica	REP	130	51.8%	
Joe Murray	REP	121	48.2%	

Democratic Party				
1 of 1 (100.0%) precincts reporting*				
Vote for not more than 2				
Donna Kreller	DEM	155	52.9%	
Jason Craig	DEM	138	47.1%	

*Please Note: A precinct will not display in the percent of precincts reporting until both election day and AV (absentee) results are recorded for that precinct.



Delegate to County Convention New Baltimore - Precinct 4

Official results, updated August 21, 9:06 PM

[Race List](#) | [Delegate List](#) | [Race Summary](#)

NOTE: Results do not include votes cast for write-in candidates.

Republican Party	
There are no declared candidates for this office.	

Democratic Party	
1 of 1 (100.0%) precincts reporting*	
Vote for not more than 2	
Brian Brdak	DEM 133 100.0%

*Please Note: A precinct will not display in the percent of precincts reporting until both election day and AV (absentee) results are recorded for that precinct.



Election Results

Delegate to County Convention New Baltimore - Precinct 5

Official results, updated August 21, 9:06 PM

[Race List](#) | [Delegate List](#) | [Race Summary](#)

NOTE: Results do not include votes cast for write-in candidates.

Republican Party				
1 of 1 (100.0%) precincts reporting*				
Vote for not more than 4				
LauraLynn Szymanski Boyles	REP	92	52.9%	
John Jambriska	REP	82	47.1%	

Democratic Party				
1 of 1 (100.0%) precincts reporting*				
Vote for not more than 2				
Florence M. Hayman	DEM	94	53.4%	
John E. Hayman Sr.	DEM	82	46.6%	

*Please Note: A precinct will not display in the percent of precincts reporting until both election day and AV (absentee) results are recorded for that precinct.



Election Results

Delegate to County Convention Ray Township - Precinct 1

Official results, updated August 21, 9:06 PM

[Race List](#) | [Delegate List](#) | [Race Summary](#)

NOTE: Results do not include votes cast for write-in candidates.

Republican Party				
1 of 1 (100.0%) precincts reporting*				
Vote for not more than 5				
Barbara J. Colpaert	REP	185	21.7%	
Marvin Edward DeBuck	REP	178	20.9%	
Betty A. Brodacki	REP	170	20.0%	
Henry Brodacki	REP	170	20.0%	
Daniel M. Petkoff	REP	148	17.4%	

Democratic Party				
1 of 1 (100.0%) precincts reporting*				
Vote for not more than 1				
Roland L. Lashbrook	DEM	30	100.0%	

*Please Note: A precinct will not display in the percent of precincts reporting until both election day and AV (absentee) results are recorded for that precinct.



Election Results

Delegate to County Convention Ray Township - Precinct 2

Official results, updated August 21, 9:06 PM

[Race List](#) | [Delegate List](#) | [Race Summary](#)

NOTE: Results do not include votes cast for write-in candidates.

Republican Party				
1 of 1 (100.0%) precincts reporting*				
Vote for not more than 5				
Patricia Duke	REP	210	21.1%	
Robert Duke	REP	202	20.3%	
Linda Pavkovich	REP	197	19.8%	
Susan J. Paull	REP	196	19.7%	
William I. Sears	REP	191	19.2%	

Democratic Party				
1 of 1 (100.0%) precincts reporting*				
Vote for not more than 2				
Thomas W. Haynes	DEM	44	59.5%	
Vicki Nicholls	DEM	30	40.5%	

*Please Note: A precinct will not display in the percent of precincts reporting until both election day and AV (absentee) results are recorded for that precinct.



Delegate to County Convention Richmond - Precinct 1

Official results, updated August 21, 9:06 PM

[Race List](#) | [Delegate List](#) | [Race Summary](#)

NOTE: Results do not include votes cast for write-in candidates.

Republican Party
There are no declared candidates for this office.

Democratic Party				
1 of 1 (100.0%) precincts reporting*				
Vote for not more than 3				
Freddie D. Haynes III	DEM	179	100.0%	<div style="width: 100%; height: 10px; background-color: red;"></div>

*Please Note: A precinct will not display in the percent of precincts reporting until both election day and AV (absentee) results are recorded for that precinct.



Election Results

Delegate to County Convention Richmond - Precinct 2

Official results, updated August 21, 9:06 PM

[Race List](#) | [Delegate List](#) | [Race Summary](#)

NOTE: Results do not include votes cast for write-in candidates.

Republican Party				
1 of 1 (100.0%) precincts reporting*				
Vote for not more than 3				
Susan P. Eisenhardt	REP	119	45.6%	<div style="width: 45.6%;"></div>
Jaime Elizabeth Greene	REP	77	29.5%	<div style="width: 29.5%;"></div>
Jason Sopha	REP	65	24.9%	<div style="width: 24.9%;"></div>

Democratic Party				
There are no declared candidates for this office.				

*Please Note: A precinct will not display in the percent of precincts reporting until both election day and AV (absentee) results are recorded for that precinct.



Delegate to County Convention Richmond Township - Precinct 1

Official results, updated August 21, 9:06 PM

[Race List](#) | [Delegate List](#) | [Race Summary](#)

NOTE: Results do not include votes cast for write-in candidates.

Republican Party				
1 of 1 (100.0%) precincts reporting*				
Vote for not more than 3				
Keith Rengert	REP	157	38.3%	<div style="width: 38.3%; height: 10px; background-color: red;"></div>
Sallie Rengert	REP	137	33.4%	<div style="width: 33.4%; height: 10px; background-color: red;"></div>
Harold L. Breiling	REP	116	28.3%	<div style="width: 28.3%; height: 10px; background-color: red;"></div>

Democratic Party
There are no declared candidates for this office.

*Please Note: A precinct will not display in the percent of precincts reporting until both election day and AV (absentee) results are recorded for that precinct.



Delegate to County Convention Richmond Township - Precinct 2

Official results, updated August 21, 9:06 PM

[Race List](#) | [Delegate List](#) | [Race Summary](#)

NOTE: Results do not include votes cast for write-in candidates.

Republican Party				
1 of 1 (100.0%) precincts reporting*				
Vote for not more than 4				
Christopher DeVos	REP	107	32.2%	
Stephanie Cook	REP	78	23.5%	
Randall W. Clark	REP	75	22.6%	
Louis Redhage	REP	72	21.7%	

Democratic Party
There are no declared candidates for this office.

*Please Note: A precinct will not display in the percent of precincts reporting until both election day and AV (absentee) results are recorded for that precinct.



Election Results

Delegate to County Convention Roseville - Precinct 1

Official results, updated August 21, 9:06 PM

[Race List](#) | [Delegate List](#) | [Race Summary](#)

NOTE: Results do not include votes cast for write-in candidates.

Republican Party

There are no declared candidates for this office.

Democratic Party

There are no declared candidates for this office.

*Please Note: A precinct will not display in the percent of precincts reporting until both election day and AV (absentee) results are recorded for that precinct.



Delegate to County Convention Roseville - Precinct 2

Official results, updated August 21, 9:06 PM

[Race List](#) | [Delegate List](#) | [Race Summary](#)

NOTE: Results do not include votes cast for write-in candidates.

Republican Party				
1 of 1 (100.0%) precincts reporting*				
Vote for not more than 2				
Jason Alquiza	REP	42	100.0%	<div style="width: 100%; height: 10px; background-color: red;"></div>

Democratic Party				
There are no declared candidates for this office.				

*Please Note: A precinct will not display in the percent of precincts reporting until both election day and AV (absentee) results are recorded for that precinct.



Election Results

Delegate to County Convention Roseville - Precinct 3

Official results, updated August 21, 9:06 PM

[Race List](#) | [Delegate List](#) | [Race Summary](#)

NOTE: Results do not include votes cast for write-in candidates.

Republican Party

There are no declared candidates for this office.

Democratic Party

There are no declared candidates for this office.

*Please Note: A precinct will not display in the percent of precincts reporting until both election day and AV (absentee) results are recorded for that precinct.



Delegate to County Convention Roseville - Precinct 4

Official results, updated August 21, 9:06 PM

[Race List](#) | [Delegate List](#) | [Race Summary](#)

NOTE: Results do not include votes cast for write-in candidates.

Republican Party				
1 of 1 (100.0%) precincts reporting*				
Vote for not more than 2				
Matthew Hernandez	REP	71	100.0%	<div style="width: 100%; height: 10px; background-color: red;"></div>

Democratic Party
There are no declared candidates for this office.

*Please Note: A precinct will not display in the percent of precincts reporting until both election day and AV (absentee) results are recorded for that precinct.



Delegate to County Convention Roseville - Precinct 5

Official results, updated August 21, 9:06 PM

[Race List](#) | [Delegate List](#) | [Race Summary](#)

NOTE: Results do not include votes cast for write-in candidates.

Republican Party	
There are no declared candidates for this office.	

Democratic Party	
1 of 1 (100.0%) precincts reporting*	
Vote for not more than 3	
Judy Hartwell	DEM 146 100.0%

*Please Note: A precinct will not display in the percent of precincts reporting until both election day and AV (absentee) results are recorded for that precinct.



Election Results

Delegate to County Convention Roseville - Precinct 6

Official results, updated August 21, 9:06 PM

[Race List](#) | [Delegate List](#) | [Race Summary](#)

NOTE: Results do not include votes cast for write-in candidates.

Republican Party				
1 of 1 (100.0%) precincts reporting*				
Vote for not more than 2				
Mark DeMonaco	REP	43	100.0%	

Democratic Party				
1 of 1 (100.0%) precincts reporting*				
Vote for not more than 2				
G. Patrick Thompson	DEM	106	100.0%	

*Please Note: A precinct will not display in the percent of precincts reporting until both election day and AV (absentee) results are recorded for that precinct.



Election Results

Delegate to County Convention Roseville - Precinct 7

Official results, updated August 21, 9:06 PM

[Race List](#) | [Delegate List](#) | [Race Summary](#)

NOTE: Results do not include votes cast for write-in candidates.

Republican Party

There are no declared candidates for this office.

Democratic Party

There are no declared candidates for this office.

*Please Note: A precinct will not display in the percent of precincts reporting until both election day and AV (absentee) results are recorded for that precinct.



Delegate to County Convention Roseville - Precinct 8

Official results, updated August 21, 9:06 PM

[Race List](#) | [Delegate List](#) | [Race Summary](#)

NOTE: Results do not include votes cast for write-in candidates.

Republican Party	
There are no declared candidates for this office.	

Democratic Party				
1 of 1 (100.0%) precincts reporting*				
Vote for not more than 2				
Gary A. Flemming	DEM	83	35.5%	<div style="width: 35.5%; height: 10px; background-color: red;"></div>
Robin Renea Harris	DEM	76	32.5%	<div style="width: 32.5%; height: 10px; background-color: red;"></div>
Charles A. Frontera	DEM	75	32.1%	<div style="width: 32.1%; height: 10px; background-color: red;"></div>

*Please Note: A precinct will not display in the percent of precincts reporting until both election day and AV (absentee) results are recorded for that precinct.



Delegate to County Convention Roseville - Precinct 9

Official results, updated August 21, 9:06 PM

[Race List](#) | [Delegate List](#) | [Race Summary](#)

NOTE: Results do not include votes cast for write-in candidates.

Republican Party	
There are no declared candidates for this office.	

Democratic Party	
1 of 1 (100.0%) precincts reporting*	
Vote for not more than 2	
Yvonne L. Grant	DEM 118 100.0% <div style="width: 100%; height: 10px; background: linear-gradient(to right, red, red);"></div>

*Please Note: A precinct will not display in the percent of precincts reporting until both election day and AV (absentee) results are recorded for that precinct.



Election Results

Delegate to County Convention Roseville - Precinct 10

Official results, updated August 21, 9:06 PM

[Race List](#) | [Delegate List](#) | [Race Summary](#)

NOTE: Results do not include votes cast for write-in candidates.

Republican Party

There are no declared candidates for this office.

Democratic Party

There are no declared candidates for this office.

*Please Note: A precinct will not display in the percent of precincts reporting until both election day and AV (absentee) results are recorded for that precinct.



Election Results

Delegate to County Convention Roseville - Precinct 11

Official results, updated August 21, 9:06 PM

[Race List](#) | [Delegate List](#) | [Race Summary](#)

NOTE: Results do not include votes cast for write-in candidates.

Republican Party				
1 of 1 (100.0%) precincts reporting*				
Vote for not more than 3				
Nancy J. Safronoff	REP	42	100.0%	<div style="width: 100%;"><div style="width: 100%;"></div></div>

Democratic Party				
1 of 1 (100.0%) precincts reporting*				
Vote for not more than 2				
Robert J. DeIPapa	DEM	81	100.0%	<div style="width: 100%;"><div style="width: 100%;"></div></div>

*Please Note: A precinct will not display in the percent of precincts reporting until both election day and AV (absentee) results are recorded for that precinct.



Election Results

Delegate to County Convention Roseville - Precinct 12

Official results, updated August 21, 9:06 PM

[Race List](#) | [Delegate List](#) | [Race Summary](#)

NOTE: Results do not include votes cast for write-in candidates.

Republican Party

There are no declared candidates for this office.

Democratic Party

There are no declared candidates for this office.

*Please Note: A precinct will not display in the percent of precincts reporting until both election day and AV (absentee) results are recorded for that precinct.



Delegate to County Convention Roseville - Precinct 13

Official results, updated August 21, 9:06 PM

[Race List](#) | [Delegate List](#) | [Race Summary](#)

NOTE: Results do not include votes cast for write-in candidates.

Republican Party				
1 of 1 (100.0%) precincts reporting*				
Vote for not more than 2				
Cassandra Bellow	REP	21	100.0%	<div style="width: 100%; height: 10px; background-color: red;"></div>

Democratic Party				
There are no declared candidates for this office.				

*Please Note: A precinct will not display in the percent of precincts reporting until both election day and AV (absentee) results are recorded for that precinct.



Election Results

Delegate to County Convention Roseville - Precinct 14

Official results, updated August 21, 9:06 PM

[Race List](#) | [Delegate List](#) | [Race Summary](#)

NOTE: Results do not include votes cast for write-in candidates.

Republican Party				
1 of 1 (100.0%) precincts reporting*				
Vote for not more than 2				
Christian M. Hurley	REP	46	51.1%	
Suzanne M. Hurley	REP	44	48.9%	

Democratic Party				
1 of 1 (100.0%) precincts reporting*				
Vote for not more than 2				
Judith Anne Evans	DEM	95	55.6%	
Cedric Wright II	DEM	76	44.4%	

*Please Note: A precinct will not display in the percent of precincts reporting until both election day and AV (absentee) results are recorded for that precinct.



Delegate to County Convention Roseville - Precinct 15

Official results, updated August 21, 9:06 PM

[Race List](#) | [Delegate List](#) | [Race Summary](#)

NOTE: Results do not include votes cast for write-in candidates.

Republican Party	
There are no declared candidates for this office.	

Democratic Party	
1 of 1 (100.0%) precincts reporting*	
Vote for not more than 3	
Tiffany Rice	DEM 165 53.6%
Jason Murphy	DEM 143 46.4%

*Please Note: A precinct will not display in the percent of precincts reporting until both election day and AV (absentee) results are recorded for that precinct.



Election Results

Delegate to County Convention Roseville - Precinct 16

Official results, updated August 21, 9:06 PM

[Race List](#) | [Delegate List](#) | [Race Summary](#)

NOTE: Results do not include votes cast for write-in candidates.

Republican Party				
1 of 1 (100.0%) precincts reporting*				
Vote for not more than 2				
Art Blundell	REP	70	100.0%	<div style="width: 100%; height: 10px; background-color: red;"></div>

Democratic Party				
There are no declared candidates for this office.				

*Please Note: A precinct will not display in the percent of precincts reporting until both election day and AV (absentee) results are recorded for that precinct.



Election Results

Delegate to County Convention Roseville - Precinct 17

Official results, updated August 21, 9:06 PM

[Race List](#) | [Delegate List](#) | [Race Summary](#)

NOTE: Results do not include votes cast for write-in candidates.

Republican Party				
1 of 1 (100.0%) precincts reporting*				
Vote for not more than 2				
Thomas A. Lach	REP	30	100.0%	<div style="width: 100%; height: 10px; background-color: red;"></div>

Democratic Party				
There are no declared candidates for this office.				

*Please Note: A precinct will not display in the percent of precincts reporting until both election day and AV (absentee) results are recorded for that precinct.



Delegate to County Convention Roseville - Precinct 18

Official results, updated August 21, 9:06 PM

[Race List](#) | [Delegate List](#) | [Race Summary](#)

NOTE: Results do not include votes cast for write-in candidates.

Republican Party	
There are no declared candidates for this office.	

Democratic Party	
1 of 1 (100.0%) precincts reporting*	
Vote for not more than 2	
Peggy H. Ciaramitaro	DEM 122 50.8%
Nick Ciaramitaro	DEM 118 49.2%

*Please Note: A precinct will not display in the percent of precincts reporting until both election day and AV (absentee) results are recorded for that precinct.



Election Results

Delegate to County Convention Roseville - Precinct 19

Official results, updated August 21, 9:06 PM

[Race List](#) | [Delegate List](#) | [Race Summary](#)

NOTE: Results do not include votes cast for write-in candidates.

Republican Party

There are no declared candidates for this office.

Democratic Party

There are no declared candidates for this office.

*Please Note: A precinct will not display in the percent of precincts reporting until both election day and AV (absentee) results are recorded for that precinct.



Election Results

Delegate to County Convention Roseville - Precinct 20

Official results, updated August 21, 9:06 PM

[Race List](#) | [Delegate List](#) | [Race Summary](#)

NOTE: Results do not include votes cast for write-in candidates.

Republican Party

There are no declared candidates for this office.

Democratic Party

There are no declared candidates for this office.

*Please Note: A precinct will not display in the percent of precincts reporting until both election day and AV (absentee) results are recorded for that precinct.



Delegate to County Convention Roseville - Precinct 21

Official results, updated August 21, 9:06 PM

[Race List](#) | [Delegate List](#) | [Race Summary](#)

NOTE: Results do not include votes cast for write-in candidates.

Republican Party				
1 of 1 (100.0%) precincts reporting*				
Vote for not more than 2				
Anna Nieman	REP	41	50.0%	<div style="width: 50%; height: 10px; background-color: red;"></div>
Orville Nieman	REP	41	50.0%	<div style="width: 50%; height: 10px; background-color: red;"></div>

Democratic Party
There are no declared candidates for this office.

*Please Note: A precinct will not display in the percent of precincts reporting until both election day and AV (absentee) results are recorded for that precinct.



Delegate to County Convention Shelby Township - Precinct 1

Official results, updated August 21, 9:06 PM

[Race List](#) | [Delegate List](#) | [Race Summary](#)

NOTE: Results do not include votes cast for write-in candidates.

Republican Party				
1 of 1 (100.0%) precincts reporting*				
Vote for not more than 9				
David Curtis	REP	248	14.8%	■
Debbie O'Brien	REP	211	12.6%	■
Paul E. Varchetti	REP	174	10.4%	■
Andy Paprocki	REP	166	9.9%	■
Ann T. Paprocki	REP	163	9.7%	■
Roger R. Hanna	REP	162	9.7%	■
Elizabeth Pikula	REP	157	9.4%	■
Christopher Pikula	REP	149	8.9%	■
Kamel Hanna	REP	134	8.0%	■
Gustaw Pikula	REP	108	6.5%	■

Democratic Party
There are no declared candidates for this office.

*Please Note: A precinct will not display in the percent of precincts reporting until both election day and AV (absentee) results are recorded for that precinct.



Delegate to County Convention Shelby Township - Precinct 2

Official results, updated August 21, 9:06 PM

[Race List](#) | [Delegate List](#) | [Race Summary](#)

NOTE: Results do not include votes cast for write-in candidates.

Republican Party				
1 of 1 (100.0%) precincts reporting*				
Vote for not more than 4				
John J. Holeton	REP	231	52.5%	<div style="width: 52.5%; height: 10px; background-color: red;"></div>
Thomas Szynski	REP	209	47.5%	<div style="width: 47.5%; height: 10px; background-color: red;"></div>

Democratic Party
There are no declared candidates for this office.

*Please Note: A precinct will not display in the percent of precincts reporting until both election day and AV (absentee) results are recorded for that precinct.



Delegate to County Convention Shelby Township - Precinct 3

Official results, updated August 21, 9:06 PM

[Race List](#) | [Delegate List](#) | [Race Summary](#)

NOTE: Results do not include votes cast for write-in candidates.

Republican Party				
1 of 1 (100.0%) precincts reporting*				
Vote for not more than 3				
Lorraine Middleton	REP	96	53.3%	<div style="width: 53.3%; height: 10px; background-color: red;"></div>
Steven James Andreski	REP	84	46.7%	<div style="width: 46.7%; height: 10px; background-color: red;"></div>

Democratic Party				
1 of 1 (100.0%) precincts reporting*				
Vote for not more than 1				
Virginia E. Syzdek	DEM	50	100.0%	<div style="width: 100%; height: 10px; background-color: red;"></div>

*Please Note: A precinct will not display in the percent of precincts reporting until both election day and AV (absentee) results are recorded for that precinct.



Election Results

Delegate to County Convention Shelby Township - Precinct 4

Official results, updated August 21, 9:06 PM

[Race List](#) | [Delegate List](#) | [Race Summary](#)

NOTE: Results do not include votes cast for write-in candidates.

Republican Party				
1 of 1 (100.0%) precincts reporting*				
Vote for not more than 5				
Nancy Bates	REP	173	35.3%	
Glenn R. Thomson	REP	131	26.7%	
Agnieszka Rumin	REP	93	19.0%	
Jaroslawn Rumin	REP	93	19.0%	

Democratic Party				
There are no declared candidates for this office.				

*Please Note: A precinct will not display in the percent of precincts reporting until both election day and AV (absentee) results are recorded for that precinct.



Election Results

Delegate to County Convention Shelby Township - Precinct 5

Official results, updated August 21, 9:06 PM

[Race List](#) | [Delegate List](#) | [Race Summary](#)

NOTE: Results do not include votes cast for write-in candidates.

Republican Party				
1 of 1 (100.0%) precincts reporting*				
Vote for not more than 6				
Deborah A. Cox	REP	242	18.4%	
Jamie Roe	REP	187	14.2%	
Renata Olejnik	REP	182	13.9%	
Marianna Konrad	REP	181	13.8%	
Jarek Janulewicz	REP	178	13.5%	
Matthew Karrandja	REP	174	13.2%	
Richard Konrad	REP	170	12.9%	

Democratic Party				
1 of 1 (100.0%) precincts reporting*				
Vote for not more than 3				
Cherry Jones	DEM	102	100.0%	

*Please Note: A precinct will not display in the percent of precincts reporting until both election day and AV (absentee) results are recorded for that precinct.



Delegate to County Convention Shelby Township - Precinct 6

Official results, updated August 21, 9:06 PM

[Race List](#) | [Delegate List](#) | [Race Summary](#)

NOTE: Results do not include votes cast for write-in candidates.

Republican Party				
1 of 1 (100.0%) precincts reporting*				
Vote for not more than 3				
Matthew Spickelmier	REP	58	54.7%	<div style="width: 54.7%; height: 10px; background-color: red;"></div>
Sigrid B. Garrick	REP	48	45.3%	<div style="width: 45.3%; height: 10px; background-color: red;"></div>

Democratic Party
There are no declared candidates for this office.

*Please Note: A precinct will not display in the percent of precincts reporting until both election day and AV (absentee) results are recorded for that precinct.



Election Results

Delegate to County Convention Shelby Township - Precinct 7

Official results, updated August 21, 9:06 PM

[Race List](#) | [Delegate List](#) | [Race Summary](#)

NOTE: Results do not include votes cast for write-in candidates.

Republican Party				
1 of 1 (100.0%) precincts reporting*				
Vote for not more than 5				
James L. Carabelli	REP	351	22.9%	
Raquel R. Moore	REP	281	18.4%	
Annemarie Carabelli	REP	248	16.2%	
Carol J. Tomasi	REP	188	12.3%	
Peter Sohlden	REP	163	10.7%	
Robert F. Cella	REP	153	10.0%	
Silla G. Tomasi	REP	146	9.5%	

Democratic Party				
1 of 1 (100.0%) precincts reporting*				
Vote for not more than 2				
Cindy Doyle	DEM	88	100.0%	

*Please Note: A precinct will not display in the percent of precincts reporting until both election day and AV (absentee) results are recorded for that precinct.



Election Results

Delegate to County Convention Shelby Township - Precinct 8

Official results, updated August 21, 9:06 PM

[Race List](#) | [Delegate List](#) | [Race Summary](#)

NOTE: Results do not include votes cast for write-in candidates.

Republican Party				
1 of 1 (100.0%) precincts reporting*				
Vote for not more than 3				
Stephen M. Lindsey	REP	137	35.4%	
Donald Kirchinger	REP	129	33.3%	
Lawrence Clarkston	REP	121	31.3%	

Democratic Party				
1 of 1 (100.0%) precincts reporting*				
Vote for not more than 1				
Richard A. Kennedy	DEM	31	60.8%	
Ken Reid	DEM	20	39.2%	

*Please Note: A precinct will not display in the percent of precincts reporting until both election day and AV (absentee) results are recorded for that precinct.





Election Results

Delegate to County Convention Shelby Township - Precinct 9

Official results, updated August 21, 9:06 PM

[Race List](#) | [Delegate List](#) | [Race Summary](#)

NOTE: Results do not include votes cast for write-in candidates.

Republican Party				
1 of 1 (100.0%) precincts reporting*				
Vote for not more than 3				
Annette Domazet	REP	57	50.0%	
Dennis Pielack	REP	57	50.0%	

Democratic Party				
There are no declared candidates for this office.				

*Please Note: A precinct will not display in the percent of precincts reporting until both election day and AV (absentee) results are recorded for that precinct.



Election Results

Delegate to County Convention Shelby Township - Precinct 10

Official results, updated August 21, 9:06 PM

[Race List](#) | [Delegate List](#) | [Race Summary](#)

NOTE: Results do not include votes cast for write-in candidates.

Republican Party				
1 of 1 (100.0%) precincts reporting*				
Vote for not more than 4				
Charles Horton	REP	145	100.0%	

Democratic Party				
1 of 1 (100.0%) precincts reporting*				
Vote for not more than 2				
Carol D. Burt	DEM	70	100.0%	

*Please Note: A precinct will not display in the percent of precincts reporting until both election day and AV (absentee) results are recorded for that precinct.



Election Results

Delegate to County Convention Shelby Township - Precinct 11

Official results, updated August 21, 9:06 PM

[Race List](#) | [Delegate List](#) | [Race Summary](#)

NOTE: Results do not include votes cast for write-in candidates.

Republican Party				
1 of 1 (100.0%) precincts reporting*				
Vote for not more than 3				
Kristi Dean	REP	109	25.3%	<div style="width: 25.3%;"></div>
John A. Holeton	REP	62	14.4%	<div style="width: 14.4%;"></div>
Michelle D. Leake	REP	60	13.9%	<div style="width: 13.9%;"></div>
Matthew Mangold	REP	58	13.5%	<div style="width: 13.5%;"></div>
Pauline J. Holeton	REP	57	13.2%	<div style="width: 13.2%;"></div>
Dave Kursinsky	REP	47	10.9%	<div style="width: 10.9%;"></div>
Dean C. Hanna	REP	38	8.8%	<div style="width: 8.8%;"></div>

Democratic Party				
There are no declared candidates for this office.				

*Please Note: A precinct will not display in the percent of precincts reporting until both election day and AV (absentee) results are recorded for that precinct.



Delegate to County Convention Shelby Township - Precinct 12

Official results, updated August 21, 9:06 PM

[Race List](#) | [Delegate List](#) | [Race Summary](#)

NOTE: Results do not include votes cast for write-in candidates.

Republican Party				
1 of 1 (100.0%) precincts reporting*				
Vote for not more than 4				
Brian Pannebecker	REP	172	21.2%	<div style="width: 21.2%; height: 10px; background-color: red;"></div>
Patricia Primrose	REP	148	18.2%	<div style="width: 18.2%; height: 10px; background-color: red;"></div>
Noreen Vanessa Pannebecker	REP	136	16.7%	<div style="width: 16.7%; height: 10px; background-color: red;"></div>
Ronald Primrose	REP	127	15.6%	<div style="width: 15.6%; height: 10px; background-color: red;"></div>
Carl J. Varchetti	REP	115	14.2%	<div style="width: 14.2%; height: 10px; background-color: red;"></div>
Stephanie M. Varchetti	REP	114	14.0%	<div style="width: 14.0%; height: 10px; background-color: red;"></div>

Democratic Party
There are no declared candidates for this office.

*Please Note: A precinct will not display in the percent of precincts reporting until both election day and AV (absentee) results are recorded for that precinct.



Delegate to County Convention Shelby Township - Precinct 13

Official results, updated August 21, 9:06 PM

[Race List](#) | [Delegate List](#) | [Race Summary](#)

NOTE: Results do not include votes cast for write-in candidates.

Republican Party				
1 of 1 (100.0%) precincts reporting*				
Vote for not more than 4				
Elizabeth Ann Curell	REP	163	100.0%	<div style="width: 100%; height: 10px; background-color: red;"></div>

Democratic Party				
There are no declared candidates for this office.				

*Please Note: A precinct will not display in the percent of precincts reporting until both election day and AV (absentee) results are recorded for that precinct.



Election Results

Delegate to County Convention Shelby Township - Precinct 14

Official results, updated August 21, 9:06 PM

[Race List](#) | [Delegate List](#) | [Race Summary](#)

NOTE: Results do not include votes cast for write-in candidates.

Republican Party				
1 of 1 (100.0%) precincts reporting*				
Vote for not more than 7				
Michael Flynn	REP	157	13.6%	■
Nathan J. Nightingale	REP	135	11.7%	■
Janet Breen	REP	115	10.0%	■
Philip P. Ruggeri	REP	107	9.3%	■
Feleiteau Epley	REP	96	8.3%	■
John Snider	REP	94	8.1%	■
Eugene D'Agostini	REP	93	8.1%	■
Janet Parton	REP	79	6.8%	■
William P. Bueche	REP	79	6.8%	■
Elizabeth Bueche	REP	76	6.6%	■
Kimberly Marie Raneri	REP	67	5.8%	■
Josh Lowran	REP	56	4.9%	■

Democratic Party				
There are no declared candidates for this office.				

*Please Note: A precinct will not display in the percent of precincts reporting until both election day and AV (absentee) results are recorded for that precinct.



Election Results

Delegate to County Convention Shelby Township - Precinct 15

Official results, updated August 21, 9:06 PM

[Race List](#) | [Delegate List](#) | [Race Summary](#)

NOTE: Results do not include votes cast for write-in candidates.

Republican Party				
1 of 1 (100.0%) precincts reporting*				
Vote for not more than 4				
Brent Freeman	REP	128	31.8%	<div style="width: 31.8%;"></div>
Paula Calvaruso Filar	REP	102	25.4%	<div style="width: 25.4%;"></div>
Stacy Cerget	REP	89	22.1%	<div style="width: 22.1%;"></div>
David R. Filar	REP	83	20.6%	<div style="width: 20.6%;"></div>

Democratic Party				
There are no declared candidates for this office.				

*Please Note: A precinct will not display in the percent of precincts reporting until both election day and AV (absentee) results are recorded for that precinct.



Election Results

Delegate to County Convention Shelby Township - Precinct 16

Official results, updated August 21, 9:06 PM

[Race List](#) | [Delegate List](#) | [Race Summary](#)

NOTE: Results do not include votes cast for write-in candidates.

Republican Party				
1 of 1 (100.0%) precincts reporting*				
Vote for not more than 9				
Betty Smolarek	REP	225	10.5%	■
Brian Fairbrother	REP	217	10.1%	■
Debra Stewart	REP	200	9.3%	■
Mark E. Sikorski	REP	187	8.7%	■
Elizabeth Ann Dettloff	REP	183	8.5%	■
Charles Langworthy Sr.	REP	168	7.8%	■
Anna Bieciuk	REP	167	7.8%	■
Annette Skowronski	REP	165	7.7%	■
Adam J. Stachecki	REP	132	6.1%	■
Norman E. Dziadzio	REP	131	6.1%	■
Douglas M. Haba	REP	129	6.0%	■
Kenneth George Michie	REP	125	5.8%	■
Ryan D. St. Amour	REP	120	5.6%	■

Democratic Party				
There are no declared candidates for this office.				

*Please Note: A precinct will not display in the percent of precincts reporting until both election day and AV (absentee) results are recorded for that precinct.



Election Results

Delegate to County Convention Shelby Township - Precinct 17

Official results, updated August 21, 9:06 PM

[Race List](#) | [Delegate List](#) | [Race Summary](#)

NOTE: Results do not include votes cast for write-in candidates.

Republican Party				
1 of 1 (100.0%) precincts reporting*				
Vote for not more than 7				
John Dziwanowski	REP	184	13.3%	■
Andy Yatooma	REP	153	11.0%	■
Rick Rosen	REP	149	10.7%	■
Paul Grecki	REP	148	10.7%	■
Sandra Szubielski	REP	148	10.7%	■
Maria Grecki	REP	141	10.2%	■
Ronald D. Fetz	REP	141	10.2%	■
Stephen Szubielski	REP	127	9.2%	■
Kurt R.K. King	REP	101	7.3%	■
Adele E. Ice-King	REP	95	6.8%	■

Democratic Party
There are no declared candidates for this office.

*Please Note: A precinct will not display in the percent of precincts reporting until both election day and AV (absentee) results are recorded for that precinct.



Election Results

Delegate to County Convention Shelby Township - Precinct 18

Official results, updated August 21, 9:06 PM

[Race List](#) | [Delegate List](#) | [Race Summary](#)

NOTE: Results do not include votes cast for write-in candidates.

Republican Party				
1 of 1 (100.0%) precincts reporting*				
Vote for not more than 5				
Cheryl Arft	REP	118	21.5%	
Jennifer Walker	REP	101	18.4%	
Robert Knight	REP	93	16.9%	
Donna J. Knight	REP	84	15.3%	
Salvatore Delia	REP	77	14.0%	
Frank M. LoVasco	REP	76	13.8%	

Democratic Party				
1 of 1 (100.0%) precincts reporting*				
Vote for not more than 2				
Jerome T. Moffitt	DEM	74	100.0%	

*Please Note: A precinct will not display in the percent of precincts reporting until both election day and AV (absentee) results are recorded for that precinct.



Delegate to County Convention Shelby Township - Precinct 19

Official results, updated August 21, 9:06 PM

[Race List](#) | [Delegate List](#) | [Race Summary](#)

NOTE: Results do not include votes cast for write-in candidates.

Republican Party				
1 of 1 (100.0%) precincts reporting*				
Vote for not more than 4				
Diane A. Patroske	REP	132	22.4%	<div style="width: 22.4%; height: 10px; background-color: red;"></div>
Ryan J. Pettypool	REP	132	22.4%	<div style="width: 22.4%; height: 10px; background-color: red;"></div>
Anthony Apone	REP	119	20.2%	<div style="width: 20.2%; height: 10px; background-color: red;"></div>
Richard P. Patroske	REP	103	17.5%	<div style="width: 17.5%; height: 10px; background-color: red;"></div>
Phillip M. Peczeniuk	REP	102	17.3%	<div style="width: 17.3%; height: 10px; background-color: red;"></div>

Democratic Party
There are no declared candidates for this office.

*Please Note: A precinct will not display in the percent of precincts reporting until both election day and AV (absentee) results are recorded for that precinct.



Election Results

Delegate to County Convention Shelby Township - Precinct 20

Official results, updated August 21, 9:06 PM

[Race List](#) | [Delegate List](#) | [Race Summary](#)

NOTE: Results do not include votes cast for write-in candidates.

Republican Party				
1 of 1 (100.0%) precincts reporting*				
Vote for not more than 3				
Vincent Anthony Bernardi	REP	86	30.0%	<div style="width: 30.0%;"></div>
David B. Viar	REP	65	22.6%	<div style="width: 22.6%;"></div>
Joseph A. Gorak	REP	63	22.0%	<div style="width: 22.0%;"></div>
Lucia G. Di Cicco	REP	57	19.9%	<div style="width: 19.9%;"></div>
Maher Shallal	REP	16	5.6%	<div style="width: 5.6%;"></div>

Democratic Party				
There are no declared candidates for this office.				

*Please Note: A precinct will not display in the percent of precincts reporting until both election day and AV (absentee) results are recorded for that precinct.



Delegate to County Convention Shelby Township - Precinct 21

Official results, updated August 21, 9:06 PM

[Race List](#) | [Delegate List](#) | [Race Summary](#)

NOTE: Results do not include votes cast for write-in candidates.

Republican Party				
1 of 1 (100.0%) precincts reporting*				
Vote for not more than 3				
Stuart Jason	REP	37	50.7%	<div style="width: 50.7%; height: 10px; background-color: red;"></div>
Briana J. Mignacca	REP	36	49.3%	<div style="width: 49.3%; height: 10px; background-color: red;"></div>

Democratic Party
There are no declared candidates for this office.

*Please Note: A precinct will not display in the percent of precincts reporting until both election day and AV (absentee) results are recorded for that precinct.



Election Results

Delegate to County Convention Shelby Township - Precinct 22

Official results, updated August 21, 9:06 PM

[Race List](#) | [Delegate List](#) | [Race Summary](#)

NOTE: Results do not include votes cast for write-in candidates.

Republican Party				
1 of 1 (100.0%) precincts reporting*				
Vote for not more than 9				
Douglas C. Wozniak	REP	343	13.3%	■
Robert Leman	REP	212	8.2%	■
Gary R. Hackman	REP	179	7.0%	■
Tom Sullivan	REP	174	6.8%	■
Stanley Krol	REP	172	6.7%	■
Lynn M. Wilhelm	REP	168	6.5%	■
James Mangiapane Jr.	REP	163	6.3%	■
Jean Leman	REP	163	6.3%	■
Linda Louise Hackman	REP	161	6.3%	■
Sandra McTavish Scott	REP	160	6.2%	■
Michael Mync	REP	153	5.9%	■
Irena Jablecki	REP	152	5.9%	■
Stephen A. Schmidt	REP	148	5.8%	■
Marcin Jablecki	REP	117	4.5%	■
Charles F. Urbauer	REP	108	4.2%	■

Democratic Party
There are no declared candidates for this office.

*Please Note: A precinct will not display in the percent of precincts reporting until both election day and AV (absentee) results are recorded for that precinct.



Election Results

Delegate to County Convention Shelby Township - Precinct 23

Official results, updated August 21, 9:06 PM

[Race List](#) | [Delegate List](#) | [Race Summary](#)

NOTE: Results do not include votes cast for write-in candidates.

Republican Party				
1 of 1 (100.0%) precincts reporting*				
Vote for not more than 9				
Lisa Manzella	REP	278	15.7%	
Gary E. Kopp	REP	267	15.1%	
Stanley Grot	REP	261	14.7%	
Sylwia Grot	REP	196	11.0%	
Al Block	REP	167	9.4%	
Vita Buffa	REP	164	9.2%	
Patricia Block	REP	157	8.9%	
Charles Czaplá	REP	143	8.1%	
Charlene Lytle Kochenderfer	REP	141	7.9%	

Democratic Party				
There are no declared candidates for this office.				

*Please Note: A precinct will not display in the percent of precincts reporting until both election day and AV (absentee) results are recorded for that precinct.



Election Results

Delegate to County Convention Shelby Township - Precinct 24

Official results, updated August 21, 9:06 PM

[Race List](#) | [Delegate List](#) | [Race Summary](#)

NOTE: Results do not include votes cast for write-in candidates.

Republican Party				
1 of 1 (100.0%) precincts reporting*				
Vote for not more than 9				
Richard H. Stathakis	REP	361	12.1%	■
Paul Viar	REP	300	10.1%	■
Ann Byrd Brown	REP	278	9.3%	■
Lori A. Mabee	REP	251	8.4%	■
John Nightingale	REP	230	7.7%	■
Christopher J. Surma	REP	217	7.3%	■
Brian Teodecki	REP	215	7.2%	■
Douglas M. Brown	REP	213	7.2%	■
Scott G. Harbaugh	REP	184	6.2%	■
Gary Walker	REP	172	5.8%	■
Rick Vess	REP	152	5.1%	■
John Stepp	REP	140	4.7%	■
Jacob Stepp	REP	139	4.7%	■
Zachary Stepp	REP	124	4.2%	■

Democratic Party				
There are no declared candidates for this office.				

*Please Note: A precinct will not display in the percent of precincts reporting until both election day and AV (absentee) results are recorded for that precinct.



Election Results

Delegate to County Convention Shelby Township - Precinct 25

Official results, updated August 21, 9:06 PM

[Race List](#) | [Delegate List](#) | [Race Summary](#)

NOTE: Results do not include votes cast for write-in candidates.

Republican Party				
1 of 1 (100.0%) precincts reporting*				
Vote for not more than 4				
Linda Stout	REP	238	31.9%	
David Elya	REP	190	25.5%	
Adam Deyonker	REP	162	21.7%	
John P. Klukavy	REP	156	20.9%	

Democratic Party				
1 of 1 (100.0%) precincts reporting*				
Vote for not more than 2				
Dominic J. La Rosa	DEM	54	52.9%	
Diane Virelli	DEM	48	47.1%	

*Please Note: A precinct will not display in the percent of precincts reporting until both election day and AV (absentee) results are recorded for that precinct.



Election Results

Delegate to County Convention Shelby Township - Precinct 26

Official results, updated August 21, 9:06 PM

[Race List](#) | [Delegate List](#) | [Race Summary](#)

NOTE: Results do not include votes cast for write-in candidates.

Republican Party				
1 of 1 (100.0%) precincts reporting*				
Vote for not more than 4				
Mark J. Waldecker	REP	192	100.0%	

Democratic Party				
1 of 1 (100.0%) precincts reporting*				
Vote for not more than 2				
Clarence Cook	DEM	93	53.4%	
Laurine S. Garner	DEM	81	46.6%	

*Please Note: A precinct will not display in the percent of precincts reporting until both election day and AV (absentee) results are recorded for that precinct.



Delegate to County Convention Shelby Township - Precinct 27

Official results, updated August 21, 9:06 PM

[Race List](#) | [Delegate List](#) | [Race Summary](#)

NOTE: Results do not include votes cast for write-in candidates.

Republican Party				
1 of 1 (100.0%) precincts reporting*				
Vote for not more than 5				
Ralph J. Kreger	REP	120	36.0%	<div style="width: 36%; height: 10px; background-color: red;"></div>
Carrie J. Beane	REP	110	33.0%	<div style="width: 33%; height: 10px; background-color: red;"></div>
Randall Beane	REP	103	30.9%	<div style="width: 30.9%; height: 10px; background-color: red;"></div>

Democratic Party
There are no declared candidates for this office.

*Please Note: A precinct will not display in the percent of precincts reporting until both election day and AV (absentee) results are recorded for that precinct.



Election Results

Delegate to County Convention Shelby Township - Precinct 28

Official results, updated August 21, 9:06 PM

[Race List](#) | [Delegate List](#) | [Race Summary](#)

NOTE: Results do not include votes cast for write-in candidates.

Republican Party				
1 of 1 (100.0%) precincts reporting*				
Vote for not more than 5				
Richard W. Kolasinski	REP	208	37.0%	
Greg Fedon	REP	181	32.2%	
Jeffrey J. Stumpf	REP	173	30.8%	

Democratic Party				
1 of 1 (100.0%) precincts reporting*				
Vote for not more than 3				
Clarice Squillace	DEM	141	100.0%	

*Please Note: A precinct will not display in the percent of precincts reporting until both election day and AV (absentee) results are recorded for that precinct.



Delegate to County Convention Shelby Township - Precinct 29

Official results, updated August 21, 9:06 PM

[Race List](#) | [Delegate List](#) | [Race Summary](#)

NOTE: Results do not include votes cast for write-in candidates.

Republican Party				
1 of 1 (100.0%) precincts reporting*				
Vote for not more than 3				
Robert Mikołajczyk	REP	82	51.9%	
Renata Mikołajczyk	REP	76	48.1%	

Democratic Party				
There are no declared candidates for this office.				

*Please Note: A precinct will not display in the percent of precincts reporting until both election day and AV (absentee) results are recorded for that precinct.



Delegate to County Convention St. Clair Shores - Precinct 1

Official results, updated August 21, 9:06 PM

[Race List](#) | [Delegate List](#) | [Race Summary](#)

NOTE: Results do not include votes cast for write-in candidates.

Republican Party				
1 of 1 (100.0%) precincts reporting*				
Vote for not more than 6				
Brad Templeman	REP	211	29.8%	<div style="width: 29.8%; height: 10px; background-color: red;"></div>
Barbara Jean Torrice	REP	171	24.2%	<div style="width: 24.2%; height: 10px; background-color: red;"></div>
Roger W. Reichenbach	REP	169	23.9%	<div style="width: 23.9%; height: 10px; background-color: red;"></div>
Giovanna Hopkins-Lucia	REP	156	22.1%	<div style="width: 22.1%; height: 10px; background-color: red;"></div>

Democratic Party				
1 of 1 (100.0%) precincts reporting*				
Vote for not more than 3				
Denise Michele Fields	DEM	194	35.0%	<div style="width: 35.0%; height: 10px; background-color: red;"></div>
Timothy Johnson	DEM	188	33.9%	<div style="width: 33.9%; height: 10px; background-color: red;"></div>
ReGina Estwick-Caldwell	DEM	173	31.2%	<div style="width: 31.2%; height: 10px; background-color: red;"></div>

*Please Note: A precinct will not display in the percent of precincts reporting until both election day and AV (absentee) results are recorded for that precinct.



Election Results

Delegate to County Convention St. Clair Shores - Precinct 2

Official results, updated August 21, 9:06 PM

[Race List](#) | [Delegate List](#) | [Race Summary](#)

NOTE: Results do not include votes cast for write-in candidates.

Republican Party				
1 of 1 (100.0%) precincts reporting*				
Vote for not more than 4				
Benjamin E. Norman	REP	97	53.6%	
Frank A. Pesta	REP	84	46.4%	

Democratic Party				
1 of 1 (100.0%) precincts reporting*				
Vote for not more than 3				
Daniel Foukes	DEM	147	56.3%	
David Ivers	DEM	114	43.7%	

*Please Note: A precinct will not display in the percent of precincts reporting until both election day and AV (absentee) results are recorded for that precinct.



Delegate to County Convention St. Clair Shores - Precinct 3

Official results, updated August 21, 9:06 PM

[Race List](#) | [Delegate List](#) | [Race Summary](#)

NOTE: Results do not include votes cast for write-in candidates.

Republican Party				
1 of 1 (100.0%) precincts reporting*				
Vote for not more than 4				
John D. Caron	REP	104	54.2%	<div style="width: 54.2%; height: 10px; background-color: red;"></div>
Phillip Dinsmore	REP	88	45.8%	<div style="width: 45.8%; height: 10px; background-color: red;"></div>

Democratic Party
There are no declared candidates for this office.

*Please Note: A precinct will not display in the percent of precincts reporting until both election day and AV (absentee) results are recorded for that precinct.



Election Results

Delegate to County Convention

St. Clair Shores - Precinct 4

Official results, updated August 21, 9:06 PM

[Race List](#) | [Delegate List](#) | [Race Summary](#)

NOTE: Results do not include votes cast for write-in candidates.

Republican Party

There are no declared candidates for this office.

Democratic Party

There are no declared candidates for this office.

*Please Note: A precinct will not display in the percent of precincts reporting until both election day and AV (absentee) results are recorded for that precinct.



Election Results

Delegate to County Convention

St. Clair Shores - Precinct 5

Official results, updated August 21, 9:06 PM

[Race List](#) | [Delegate List](#) | [Race Summary](#)

NOTE: Results do not include votes cast for write-in candidates.

Republican Party				
1 of 1 (100.0%) precincts reporting*				
Vote for not more than 4				
Sarah Shervish	REP	90	50.3%	
Tim Kolasa	REP	89	49.7%	

Democratic Party				
1 of 1 (100.0%) precincts reporting*				
Vote for not more than 3				
Justin Kiritsis	DEM	192	100.0%	

*Please Note: A precinct will not display in the percent of precincts reporting until both election day and AV (absentee) results are recorded for that precinct.



Election Results

Delegate to County Convention

St. Clair Shores - Precinct 6

Official results, updated August 21, 9:06 PM

[Race List](#) | [Delegate List](#) | [Race Summary](#)

NOTE: Results do not include votes cast for write-in candidates.

Republican Party				
1 of 1 (100.0%) precincts reporting*				
Vote for not more than 4				
Erin A. Stahl	REP	88	52.7%	
David Seaver	REP	79	47.3%	

Democratic Party				
1 of 1 (100.0%) precincts reporting*				
Vote for not more than 4				
Torrey Green	DEM	173	56.5%	
Roman Peter Hammes	DEM	133	43.5%	

*Please Note: A precinct will not display in the percent of precincts reporting until both election day and AV (absentee) results are recorded for that precinct.



Delegate to County Convention St. Clair Shores - Precinct 7

Official results, updated August 21, 9:06 PM

[Race List](#) | [Delegate List](#) | [Race Summary](#)

NOTE: Results do not include votes cast for write-in candidates.

Republican Party				
1 of 1 (100.0%) precincts reporting*				
Vote for not more than 3				
Joseph A. Backus	REP	76	100.0%	<div style="width: 100%; height: 10px; background-color: red;"></div>

Democratic Party				
There are no declared candidates for this office.				

*Please Note: A precinct will not display in the percent of precincts reporting until both election day and AV (absentee) results are recorded for that precinct.



Delegate to County Convention St. Clair Shores - Precinct 8

Official results, updated August 21, 9:06 PM

[Race List](#) | [Delegate List](#) | [Race Summary](#)

NOTE: Results do not include votes cast for write-in candidates.

Republican Party				
1 of 1 (100.0%) precincts reporting*				
Vote for not more than 3				
Ronald D. Lordy	REP	108	100.0%	<div style="width: 100%; height: 10px; background-color: red;"></div>

Democratic Party
There are no declared candidates for this office.

*Please Note: A precinct will not display in the percent of precincts reporting until both election day and AV (absentee) results are recorded for that precinct.



Election Results

Delegate to County Convention St. Clair Shores - Precinct 9

Official results, updated August 21, 9:06 PM

[Race List](#) | [Delegate List](#) | [Race Summary](#)

NOTE: Results do not include votes cast for write-in candidates.

Republican Party				
1 of 1 (100.0%) precincts reporting*				
Vote for not more than 4				
Janice Nearon	REP	74	50.3%	<div style="width: 50.3%;"></div>
William Nearon	REP	73	49.7%	<div style="width: 49.7%;"></div>

Democratic Party				
There are no declared candidates for this office.				

*Please Note: A precinct will not display in the percent of precincts reporting until both election day and AV (absentee) results are recorded for that precinct.



Election Results

Delegate to County Convention St. Clair Shores - Precinct 10

Official results, updated August 21, 9:06 PM

[Race List](#) | [Delegate List](#) | [Race Summary](#)

NOTE: Results do not include votes cast for write-in candidates.

Republican Party				
1 of 1 (100.0%) precincts reporting*				
Vote for not more than 4				
Mario Bernard Jr.	REP	102	50.2%	<div style="width: 50.2%;"></div>
Jason Means	REP	101	49.8%	<div style="width: 49.8%;"></div>

Democratic Party				
1 of 1 (100.0%) precincts reporting*				
Vote for not more than 3				
David Baker	DEM	202	100.0%	<div style="width: 100.0%;"></div>

*Please Note: A precinct will not display in the percent of precincts reporting until both election day and AV (absentee) results are recorded for that precinct.



Election Results

Delegate to County Convention

St. Clair Shores - Precinct 11

Official results, updated August 21, 9:06 PM

[Race List](#) | [Delegate List](#) | [Race Summary](#)

NOTE: Results do not include votes cast for write-in candidates.

Republican Party

There are no declared candidates for this office.

Democratic Party

There are no declared candidates for this office.

*Please Note: A precinct will not display in the percent of precincts reporting until both election day and AV (absentee) results are recorded for that precinct.



Election Results

Delegate to County Convention St. Clair Shores - Precinct 12

Official results, updated August 21, 9:06 PM

[Race List](#) | [Delegate List](#) | [Race Summary](#)

NOTE: Results do not include votes cast for write-in candidates.

Republican Party				
1 of 1 (100.0%) precincts reporting*				
Vote for not more than 5				
Nathan Kaczmarek	REP	158	22.2%	
Jeff Johnson	REP	101	14.2%	
Diane L. Barnes	REP	98	13.8%	
David Humphreys	REP	78	11.0%	
Cathi E. Humphreys	REP	76	10.7%	
Jill Kloster	REP	70	9.8%	
Ann Kilroy	REP	67	9.4%	
Ralph M. Sherman	REP	64	9.0%	

Democratic Party				
1 of 1 (100.0%) precincts reporting*				
Vote for not more than 3				
Joellyn Ellis	DEM	176	29.9%	
Jack E. Ellis	DEM	155	26.4%	
Brian Shephard	DEM	150	25.5%	
James Herod	DEM	107	18.2%	

*Please Note: A precinct will not display in the percent of precincts reporting until both election day and AV (absentee) results are recorded for that precinct.




Election Results



Delegate to County Convention St. Clair Shores - Precinct 13

Official results, updated August 21, 9:06 PM

[Race List](#) | [Delegate List](#) | [Race Summary](#)

NOTE: Results do not include votes cast for write-in candidates.

Republican Party				
1 of 1 (100.0%) precincts reporting*				
Vote for not more than 7				
Kevin J. Ventimiglia	REP	281	100.0%	

Democratic Party				
1 of 1 (100.0%) precincts reporting*				
Vote for not more than 3				
Jane Taylor	DEM	211	57.5%	
Warren Danford	DEM	156	42.5%	

*Please Note: A precinct will not display in the percent of precincts reporting until both election day and AV (absentee) results are recorded for that precinct.



Election Results

Delegate to County Convention

St. Clair Shores - Precinct 14

Official results, updated August 21, 9:06 PM

[Race List](#) | [Delegate List](#) | [Race Summary](#)

NOTE: Results do not include votes cast for write-in candidates.

Republican Party				
1 of 1 (100.0%) precincts reporting*				
Vote for not more than 2				
Charlotte A. Dulcamara	REP	44	51.2%	<div style="width: 51.2%;"></div>
James Boglev Jr.	REP	42	48.8%	<div style="width: 48.8%;"></div>

Democratic Party				
There are no declared candidates for this office.				

*Please Note: A precinct will not display in the percent of precincts reporting until both election day and AV (absentee) results are recorded for that precinct.



Delegate to County Convention St. Clair Shores - Precinct 15

Official results, updated August 21, 9:06 PM

[Race List](#) | [Delegate List](#) | [Race Summary](#)

NOTE: Results do not include votes cast for write-in candidates.

Republican Party	
There are no declared candidates for this office.	

Democratic Party				
1 of 1 (100.0%) precincts reporting*				
Vote for not more than 3				
Margaret T. Armstrong	DEM	141	29.0%	<div style="width: 29%; height: 10px; background-color: red;"></div>
Natalie Harthen	DEM	128	26.3%	<div style="width: 26.3%; height: 10px; background-color: red;"></div>
Chris Harthen	DEM	111	22.8%	<div style="width: 22.8%; height: 10px; background-color: red;"></div>
Margi Armstrong	DEM	106	21.8%	<div style="width: 21.8%; height: 10px; background-color: red;"></div>

*Please Note: A precinct will not display in the percent of precincts reporting until both election day and AV (absentee) results are recorded for that precinct.



Election Results

Delegate to County Convention St. Clair Shores - Precinct 16

Official results, updated August 21, 9:06 PM

[Race List](#) | [Delegate List](#) | [Race Summary](#)

NOTE: Results do not include votes cast for write-in candidates.

Republican Party				
1 of 1 (100.0%) precincts reporting*				
Vote for not more than 4				
David Szewczyk	REP	165	100.0%	

Democratic Party				
1 of 1 (100.0%) precincts reporting*				
Vote for not more than 3				
Paul W. McAdams	DEM	189	38.2%	
Kathleen Quackenbush	DEM	159	32.1%	
Sandra Quackenbush	DEM	147	29.7%	

*Please Note: A precinct will not display in the percent of precincts reporting until both election day and AV (absentee) results are recorded for that precinct.



Election Results

Delegate to County Convention St. Clair Shores - Precinct 17

Official results, updated August 21, 9:06 PM

[Race List](#) | [Delegate List](#) | [Race Summary](#)

NOTE: Results do not include votes cast for write-in candidates.

Republican Party				
1 of 1 (100.0%) precincts reporting*				
Vote for not more than 5				
Roland R. Frascchetti	REP	151	25.6%	
Beth Castro	REP	115	19.5%	
Greg Allen	REP	114	19.4%	
Joe Whelan	REP	112	19.0%	
Henry Castro	REP	97	16.5%	

Democratic Party				
1 of 1 (100.0%) precincts reporting*				
Vote for not more than 3				
Sally A. Torres	DEM	181	50.3%	
Rebecca Torres	DEM	179	49.7%	

*Please Note: A precinct will not display in the percent of precincts reporting until both election day and AV (absentee) results are recorded for that precinct.



Election Results

Delegate to County Convention St. Clair Shores - Precinct 18

Official results, updated August 21, 9:06 PM

[Race List](#) | [Delegate List](#) | [Race Summary](#)

NOTE: Results do not include votes cast for write-in candidates.

Republican Party				
1 of 1 (100.0%) precincts reporting*				
Vote for not more than 4				
Suzanne Waltman	REP	121	55.0%	<div style="width: 55%;"><div style="background-color: red; height: 10px;"></div></div>
Alice Cornwell	REP	99	45.0%	<div style="width: 45%;"><div style="background-color: red; height: 10px;"></div></div>

Democratic Party				
There are no declared candidates for this office.				

*Please Note: A precinct will not display in the percent of precincts reporting until both election day and AV (absentee) results are recorded for that precinct.



Election Results

Delegate to County Convention St. Clair Shores - Precinct 19

Official results, updated August 21, 9:06 PM

[Race List](#) | [Delegate List](#) | [Race Summary](#)

NOTE: Results do not include votes cast for write-in candidates.

Republican Party				
1 of 1 (100.0%) precincts reporting*				
Vote for not more than 3				
Jeffrey John Kloster	REP	85	51.8%	
Alex Morales	REP	79	48.2%	

Democratic Party				
1 of 1 (100.0%) precincts reporting*				
Vote for not more than 2				
August R. Gitschlag	DEM	145	100.0%	

*Please Note: A precinct will not display in the percent of precincts reporting until both election day and AV (absentee) results are recorded for that precinct.



Delegate to County Convention St. Clair Shores - Precinct 20

Official results, updated August 21, 9:06 PM

[Race List](#) | [Delegate List](#) | [Race Summary](#)

NOTE: Results do not include votes cast for write-in candidates.

Republican Party				
1 of 1 (100.0%) precincts reporting*				
Vote for not more than 3				
Lillian M. Swalya	REP	81	100.0%	<div style="width: 100%; height: 10px; background-color: red;"></div>

Democratic Party				
There are no declared candidates for this office.				

*Please Note: A precinct will not display in the percent of precincts reporting until both election day and AV (absentee) results are recorded for that precinct.



Election Results

Delegate to County Convention St. Clair Shores - Precinct 21

Official results, updated August 21, 9:06 PM

[Race List](#) | [Delegate List](#) | [Race Summary](#)

NOTE: Results do not include votes cast for write-in candidates.

Republican Party				
1 of 1 (100.0%) precincts reporting*				
Vote for not more than 3				
James Simasko	REP	117	100.0%	<div style="width: 100%;"><div style="width: 100%;"></div></div>

Democratic Party				
1 of 1 (100.0%) precincts reporting*				
Vote for not more than 3				
Michael A. Boyle	DEM	161	100.0%	<div style="width: 100%;"><div style="width: 100%;"></div></div>

*Please Note: A precinct will not display in the percent of precincts reporting until both election day and AV (absentee) results are recorded for that precinct.



Delegate to County Convention St. Clair Shores - Precinct 22

Official results, updated August 21, 9:06 PM

[Race List](#) | [Delegate List](#) | [Race Summary](#)

NOTE: Results do not include votes cast for write-in candidates.

Republican Party	
There are no declared candidates for this office.	

Democratic Party	
1 of 1 (100.0%) precincts reporting*	
Vote for not more than 2	
Charles E. Roberts	DEM 134 100.0%

*Please Note: A precinct will not display in the percent of precincts reporting until both election day and AV (absentee) results are recorded for that precinct.



Delegate to County Convention St. Clair Shores - Precinct 23

Official results, updated August 21, 9:06 PM

[Race List](#) | [Delegate List](#) | [Race Summary](#)

NOTE: Results do not include votes cast for write-in candidates.

Republican Party	
There are no declared candidates for this office.	

Democratic Party				
1 of 1 (100.0%) precincts reporting*				
Vote for not more than 3				
Ruth Anne Gallop	DEM	121	54.3%	
Julie Zvonek	DEM	102	45.7%	

*Please Note: A precinct will not display in the percent of precincts reporting until both election day and AV (absentee) results are recorded for that precinct.



Election Results

Delegate to County Convention

St. Clair Shores - Precinct 24

Official results, updated August 21, 9:06 PM

[Race List](#) | [Delegate List](#) | [Race Summary](#)

NOTE: Results do not include votes cast for write-in candidates.

Republican Party

There are no declared candidates for this office.

Democratic Party

There are no declared candidates for this office.

*Please Note: A precinct will not display in the percent of precincts reporting until both election day and AV (absentee) results are recorded for that precinct.



Delegate to County Convention Sterling Heights - Precinct 1

Official results, updated August 21, 9:06 PM

[Race List](#) | [Delegate List](#) | [Race Summary](#)

NOTE: Results do not include votes cast for write-in candidates.

Republican Party				
1 of 1 (100.0%) precincts reporting*				
Vote for not more than 3				
Roberta J. Weber	REP	73	37.2%	<div style="width: 37.2%; height: 10px; background-color: red;"></div>
David J. Lamarand	REP	67	34.2%	<div style="width: 34.2%; height: 10px; background-color: red;"></div>
Candice A. Lamarand	REP	56	28.6%	<div style="width: 28.6%; height: 10px; background-color: red;"></div>

Democratic Party
There are no declared candidates for this office.

*Please Note: A precinct will not display in the percent of precincts reporting until both election day and AV (absentee) results are recorded for that precinct.



Delegate to County Convention Sterling Heights - Precinct 2

Official results, updated August 21, 9:06 PM

[Race List](#) | [Delegate List](#) | [Race Summary](#)

NOTE: Results do not include votes cast for write-in candidates.

Republican Party				
1 of 1 (100.0%) precincts reporting*				
Vote for not more than 5				
Barbara Rogowski	REP	104	29.6%	<div style="width: 29.6%; height: 10px; background-color: red;"></div>
Norbert Galeczka	REP	84	23.9%	<div style="width: 23.9%; height: 10px; background-color: red;"></div>
Marek Rogowski	REP	82	23.4%	<div style="width: 23.4%; height: 10px; background-color: red;"></div>
Grazyna Galeczka	REP	81	23.1%	<div style="width: 23.1%; height: 10px; background-color: red;"></div>

Democratic Party
There are no declared candidates for this office.

*Please Note: A precinct will not display in the percent of precincts reporting until both election day and AV (absentee) results are recorded for that precinct.



Delegate to County Convention Sterling Heights - Precinct 3

Official results, updated August 21, 9:06 PM

[Race List](#) | [Delegate List](#) | [Race Summary](#)

NOTE: Results do not include votes cast for write-in candidates.

Republican Party				
1 of 1 (100.0%) precincts reporting*				
Vote for not more than 4				
Mark Valente Jr.	REP	105	52.8%	
Christy A. Beleshi	REP	94	47.2%	

Democratic Party				
There are no declared candidates for this office.				

*Please Note: A precinct will not display in the percent of precincts reporting until both election day and AV (absentee) results are recorded for that precinct.



Delegate to County Convention Sterling Heights - Precinct 4

Official results, updated August 21, 9:06 PM

[Race List](#) | [Delegate List](#) | [Race Summary](#)

NOTE: Results do not include votes cast for write-in candidates.

Republican Party				
1 of 1 (100.0%) precincts reporting*				
Vote for not more than 5				
Michael R. Wrathell	REP	114	53.0%	
Jean Uhl	REP	101	47.0%	

Democratic Party				
There are no declared candidates for this office.				

*Please Note: A precinct will not display in the percent of precincts reporting until both election day and AV (absentee) results are recorded for that precinct.



Election Results

Delegate to County Convention Sterling Heights - Precinct 5

Official results, updated August 21, 9:06 PM

[Race List](#) | [Delegate List](#) | [Race Summary](#)

NOTE: Results do not include votes cast for write-in candidates.

Republican Party				
1 of 1 (100.0%) precincts reporting*				
Vote for not more than 5				
Andy Zaczek	REP	115	22.7%	<div style="width: 22.7%;"></div>
Norbert Golembiewski	REP	115	22.7%	<div style="width: 22.7%;"></div>
Rosemary A. Grzywacz	REP	110	21.7%	<div style="width: 21.7%;"></div>
Quentin A. Forgues	REP	86	17.0%	<div style="width: 17.0%;"></div>
Igor Nadberezchnyj	REP	41	8.1%	<div style="width: 8.1%;"></div>
Renata Starostka-Nadberezchnyj	REP	39	7.7%	<div style="width: 7.7%;"></div>

Democratic Party				
1 of 1 (100.0%) precincts reporting*				
Vote for not more than 3				
David Flynn	DEM	218	100.0%	<div style="width: 100.0%;"></div>

*Please Note: A precinct will not display in the percent of precincts reporting until both election day and AV (absentee) results are recorded for that precinct.



Election Results

Delegate to County Convention Sterling Heights - Precinct 6

Official results, updated August 21, 9:06 PM

[Race List](#) | [Delegate List](#) | [Race Summary](#)

NOTE: Results do not include votes cast for write-in candidates.

Republican Party				
1 of 1 (100.0%) precincts reporting*				
Vote for not more than 4				
Michael C. Taylor	REP	80	41.7%	
Carel A. Minjeur	REP	58	30.2%	
Mary K. Minjeur	REP	54	28.1%	

Democratic Party				
1 of 1 (100.0%) precincts reporting*				
Vote for not more than 3				
Donna S. Cangemi	DEM	72	53.3%	
Philip Cangemi	DEM	63	46.7%	

*Please Note: A precinct will not display in the percent of precincts reporting until both election day and AV (absentee) results are recorded for that precinct.



Election Results

Delegate to County Convention Sterling Heights - Precinct 7

Official results, updated August 21, 9:06 PM

[Race List](#) | [Delegate List](#) | [Race Summary](#)

NOTE: Results do not include votes cast for write-in candidates.

Republican Party				
1 of 1 (100.0%) precincts reporting*				
Vote for not more than 4				
William Howell	REP	111	26.3%	<div style="width: 26.3%;"></div>
Jill M. Bencie	REP	104	24.6%	<div style="width: 24.6%;"></div>
Elena C. Tilley	REP	101	23.9%	<div style="width: 23.9%;"></div>
Elmer J. Maue	REP	64	15.2%	<div style="width: 15.2%;"></div>
Javier F.V. Cascos	REP	42	10.0%	<div style="width: 10.0%;"></div>

Democratic Party				
There are no declared candidates for this office.				

*Please Note: A precinct will not display in the percent of precincts reporting until both election day and AV (absentee) results are recorded for that precinct.



Election Results

Delegate to County Convention Sterling Heights - Precinct 8

Official results, updated August 21, 9:06 PM

[Race List](#) | [Delegate List](#) | [Race Summary](#)

NOTE: Results do not include votes cast for write-in candidates.

Republican Party				
1 of 1 (100.0%) precincts reporting*				
Vote for not more than 4				
Marko Farion	REP	97	100.0%	<div style="width: 100%; height: 10px; background-color: red;"></div>

Democratic Party				
There are no declared candidates for this office.				

*Please Note: A precinct will not display in the percent of precincts reporting until both election day and AV (absentee) results are recorded for that precinct.



Election Results

Delegate to County Convention Sterling Heights - Precinct 9

Official results, updated August 21, 9:06 PM

[Race List](#) | [Delegate List](#) | [Race Summary](#)

NOTE: Results do not include votes cast for write-in candidates.

Republican Party				
1 of 1 (100.0%) precincts reporting*				
Vote for not more than 4				
Dariusz Klepko	REP	68	100.0%	<div style="width: 100%;"><div style="width: 100%;"></div></div>

Democratic Party				
There are no declared candidates for this office.				

*Please Note: A precinct will not display in the percent of precincts reporting until both election day and AV (absentee) results are recorded for that precinct.



Election Results

Delegate to County Convention Sterling Heights - Precinct 10

Official results, updated August 21, 9:07 PM

[Race List](#) | [Delegate List](#) | [Race Summary](#)

NOTE: Results do not include votes cast for write-in candidates.

Republican Party				
1 of 1 (100.0%) precincts reporting*				
Vote for not more than 4				
Donald Schinzing	REP	139	50.2%	
Ruthann Schinzing	REP	138	49.8%	

Democratic Party				
1 of 1 (100.0%) precincts reporting*				
Vote for not more than 3				
Jane E. Gabler	DEM	136	52.7%	
Carole Chi	DEM	122	47.3%	

*Please Note: A precinct will not display in the percent of precincts reporting until both election day and AV (absentee) results are recorded for that precinct.



Election Results

Delegate to County Convention Sterling Heights - Precinct 11

Official results, updated August 21, 9:07 PM

[Race List](#) | [Delegate List](#) | [Race Summary](#)

NOTE: Results do not include votes cast for write-in candidates.

Republican Party				
1 of 1 (100.0%) precincts reporting*				
Vote for not more than 3				
Edward C. Smith	REP	57	34.1%	
Jeffrey Manring	REP	56	33.5%	
Jan Burek	REP	54	32.3%	

Democratic Party				
There are no declared candidates for this office.				

*Please Note: A precinct will not display in the percent of precincts reporting until both election day and AV (absentee) results are recorded for that precinct.



Election Results

Delegate to County Convention Sterling Heights - Precinct 12

Official results, updated August 21, 9:07 PM

[Race List](#) | [Delegate List](#) | [Race Summary](#)

NOTE: Results do not include votes cast for write-in candidates.

Republican Party				
1 of 1 (100.0%) precincts reporting*				
Vote for not more than 4				
Steven S. Zmuda	REP	166	100.0%	

Democratic Party				
1 of 1 (100.0%) precincts reporting*				
Vote for not more than 2				
James DeNardis	DEM	227	100.0%	

*Please Note: A precinct will not display in the percent of precincts reporting until both election day and AV (absentee) results are recorded for that precinct.



Election Results

Delegate to County Convention Sterling Heights - Precinct 13

Official results, updated August 21, 9:07 PM

[Race List](#) | [Delegate List](#) | [Race Summary](#)

NOTE: Results do not include votes cast for write-in candidates.

Republican Party				
1 of 1 (100.0%) precincts reporting*				
Vote for not more than 3				
Kathy A. Rakowiecki	REP	82	52.6%	<div style="width: 52.6%;"></div>
Z.J. Rakowiecki	REP	74	47.4%	<div style="width: 47.4%;"></div>

Democratic Party				
1 of 1 (100.0%) precincts reporting*				
Vote for not more than 2				
I. Susan Kattula	DEM	114	100.0%	<div style="width: 100%;"></div>

*Please Note: A precinct will not display in the percent of precincts reporting until both election day and AV (absentee) results are recorded for that precinct.




Election Results



Delegate to County Convention Sterling Heights - Precinct 14

Official results, updated August 21, 9:07 PM

[Race List](#) | [Delegate List](#) | [Race Summary](#)

NOTE: Results do not include votes cast for write-in candidates.

Republican Party				
1 of 1 (100.0%) precincts reporting*				
Vote for not more than 2				
Thaddeus S. Kaczor Jr.	REP	54	100.0%	

Democratic Party				
1 of 1 (100.0%) precincts reporting*				
Vote for not more than 2				
Joanne Wright	DEM	79	52.7%	
Crystal Minkeson	DEM	71	47.3%	

*Please Note: A precinct will not display in the percent of precincts reporting until both election day and AV (absentee) results are recorded for that precinct.



Delegate to County Convention Sterling Heights - Precinct 15

Official results, updated August 21, 9:07 PM

[Race List](#) | [Delegate List](#) | [Race Summary](#)

NOTE: Results do not include votes cast for write-in candidates.

Republican Party				
1 of 1 (100.0%) precincts reporting*				
Vote for not more than 3				
Karen L. Wiegand	REP	86	43.7%	<div style="width: 43.7%; height: 10px; background-color: red;"></div>
Fred Kummer	REP	61	31.0%	<div style="width: 31.0%; height: 10px; background-color: red;"></div>
Betty J. Rydel	REP	50	25.4%	<div style="width: 25.4%; height: 10px; background-color: red;"></div>

Democratic Party
There are no declared candidates for this office.

*Please Note: A precinct will not display in the percent of precincts reporting until both election day and AV (absentee) results are recorded for that precinct.



Delegate to County Convention Sterling Heights - Precinct 16

Official results, updated August 21, 9:07 PM

[Race List](#) | [Delegate List](#) | [Race Summary](#)

NOTE: Results do not include votes cast for write-in candidates.

Republican Party				
1 of 1 (100.0%) precincts reporting*				
Vote for not more than 3				
Maria Teresa Grot	REP	77	61.6%	<div style="width: 61.6%; height: 10px; background-color: red;"></div>
Eric Choluj	REP	48	38.4%	<div style="width: 38.4%; height: 10px; background-color: red;"></div>

Democratic Party				
1 of 1 (100.0%) precincts reporting*				
Vote for not more than 2				
Robert Mijac	DEM	114	61.3%	<div style="width: 61.3%; height: 10px; background-color: red;"></div>
Audrey M. Spezia	DEM	72	38.7%	<div style="width: 38.7%; height: 10px; background-color: red;"></div>

*Please Note: A precinct will not display in the percent of precincts reporting until both election day and AV (absentee) results are recorded for that precinct.



Election Results

Delegate to County Convention Sterling Heights - Precinct 17

Official results, updated August 21, 9:07 PM

[Race List](#) | [Delegate List](#) | [Race Summary](#)

NOTE: Results do not include votes cast for write-in candidates.

Republican Party				
1 of 1 (100.0%) precincts reporting*				
Vote for not more than 2				
Peter Jaworski	REP	83	47.4%	
Irina Galeczka	REP	49	28.0%	
Henryk Szymura	REP	22	12.6%	
Helga Szymura	REP	21	12.0%	

Democratic Party				
There are no declared candidates for this office.				

*Please Note: A precinct will not display in the percent of precincts reporting until both election day and AV (absentee) results are recorded for that precinct.



Election Results

Delegate to County Convention Sterling Heights - Precinct 18

Official results, updated August 21, 9:07 PM

[Race List](#) | [Delegate List](#) | [Race Summary](#)

NOTE: Results do not include votes cast for write-in candidates.

Republican Party				
1 of 1 (100.0%) precincts reporting*				
Vote for not more than 4				
Keith E. Hilton	REP	108	56.0%	
Carlos Montilla	REP	85	44.0%	

Democratic Party				
1 of 1 (100.0%) precincts reporting*				
Vote for not more than 3				
Brent Turner	DEM	118	51.8%	
Darrell J. Thompson	DEM	110	48.2%	

*Please Note: A precinct will not display in the percent of precincts reporting until both election day and AV (absentee) results are recorded for that precinct.



Delegate to County Convention Sterling Heights - Precinct 19

Official results, updated August 21, 9:07 PM

[Race List](#) | [Delegate List](#) | [Race Summary](#)

NOTE: Results do not include votes cast for write-in candidates.

Republican Party				
1 of 1 (100.0%) precincts reporting*				
Vote for not more than 4				
Eric Castiglia	REP	126	56.0%	<div style="width: 56%; height: 10px; background-color: red;"></div>
GJ LaRouche	REP	99	44.0%	<div style="width: 44%; height: 10px; background-color: red;"></div>

Democratic Party
There are no declared candidates for this office.

*Please Note: A precinct will not display in the percent of precincts reporting until both election day and AV (absentee) results are recorded for that precinct.



Election Results

Delegate to County Convention Sterling Heights - Precinct 20

Official results, updated August 21, 9:07 PM

[Race List](#) | [Delegate List](#) | [Race Summary](#)

NOTE: Results do not include votes cast for write-in candidates.

Republican Party				
1 of 1 (100.0%) precincts reporting*				
Vote for not more than 5				
Jason Kern	REP	94	100.0%	<div style="width: 100%; height: 10px; background-color: red;"></div>

Democratic Party				
There are no declared candidates for this office.				

*Please Note: A precinct will not display in the percent of precincts reporting until both election day and AV (absentee) results are recorded for that precinct.



Election Results

Delegate to County Convention Sterling Heights - Precinct 21

Official results, updated August 21, 9:07 PM

[Race List](#) | [Delegate List](#) | [Race Summary](#)

NOTE: Results do not include votes cast for write-in candidates.

Republican Party				
1 of 1 (100.0%) precincts reporting*				
Vote for not more than 3				
Paul M. Smith	REP	61	37.2%	
Linda L. Luotonen	REP	57	34.8%	
Moira Smith	REP	46	28.0%	

Democratic Party				
1 of 1 (100.0%) precincts reporting*				
Vote for not more than 2				
Jim Angyal	DEM	77	100.0%	

*Please Note: A precinct will not display in the percent of precincts reporting until both election day and AV (absentee) results are recorded for that precinct.



Election Results

Delegate to County Convention Sterling Heights - Precinct 22

Official results, updated August 21, 9:07 PM

[Race List](#) | [Delegate List](#) | [Race Summary](#)

NOTE: Results do not include votes cast for write-in candidates.

Republican Party				
1 of 1 (100.0%) precincts reporting*				
Vote for not more than 3				
Edward Pienkowski	REP	72	36.4%	
Michele Babin	REP	67	33.8%	
Ronald Babin	REP	59	29.8%	

Democratic Party				
There are no declared candidates for this office.				

*Please Note: A precinct will not display in the percent of precincts reporting until both election day and AV (absentee) results are recorded for that precinct.



Election Results

Delegate to County Convention Sterling Heights - Precinct 23

Official results, updated August 21, 9:07 PM

[Race List](#) | [Delegate List](#) | [Race Summary](#)

NOTE: Results do not include votes cast for write-in candidates.

Republican Party				
1 of 1 (100.0%) precincts reporting*				
Vote for not more than 3				
Victoria M. Czapski	REP	100	36.5%	
Mark Reaume	REP	89	32.5%	
Ted Zalewski	REP	85	31.0%	

Democratic Party				
1 of 1 (100.0%) precincts reporting*				
Vote for not more than 2				
Frank Wiesemann	DEM	116	100.0%	

*Please Note: A precinct will not display in the percent of precincts reporting until both election day and AV (absentee) results are recorded for that precinct.



Delegate to County Convention Sterling Heights - Precinct 24

Official results, updated August 21, 9:07 PM

[Race List](#) | [Delegate List](#) | [Race Summary](#)

NOTE: Results do not include votes cast for write-in candidates.

Republican Party				
1 of 1 (100.0%) precincts reporting*				
Vote for not more than 2				
Nancy J. Beirne	REP	61	42.1%	<div style="width: 42.1%; height: 10px; background-color: red;"></div>
Linda M. Rymill	REP	59	40.7%	<div style="width: 40.7%; height: 10px; background-color: red;"></div>
Zdzislaw Miga	REP	25	17.2%	<div style="width: 17.2%; height: 10px; background-color: red;"></div>

Democratic Party
There are no declared candidates for this office.

*Please Note: A precinct will not display in the percent of precincts reporting until both election day and AV (absentee) results are recorded for that precinct.



Election Results

Delegate to County Convention Sterling Heights - Precinct 25

Official results, updated August 21, 9:07 PM

[Race List](#) | [Delegate List](#) | [Race Summary](#)

NOTE: Results do not include votes cast for write-in candidates.

Republican Party				
1 of 1 (100.0%) precincts reporting*				
Vote for not more than 5				
Ronald Simon Albers	REP	148	41.1%	
Christiana Offerman	REP	120	33.3%	
Verna Babula	REP	92	25.6%	

Democratic Party				
1 of 1 (100.0%) precincts reporting*				
Vote for not more than 3				
Nathan Shannon	DEM	167	35.4%	
David A. Szczesny	DEM	165	35.0%	
James W. Argyris	DEM	140	29.7%	

*Please Note: A precinct will not display in the percent of precincts reporting until both election day and AV (absentee) results are recorded for that precinct.



Election Results

Delegate to County Convention Sterling Heights - Precinct 26

Official results, updated August 21, 9:07 PM

[Race List](#) | [Delegate List](#) | [Race Summary](#)

NOTE: Results do not include votes cast for write-in candidates.

Republican Party				
1 of 1 (100.0%) precincts reporting*				
Vote for not more than 6				
Cynthia M. Kozlowski	REP	101	28.8%	<div style="width: 28.8%;"></div>
Sebastian Kwiatkowski	REP	86	24.5%	<div style="width: 24.5%;"></div>
Jean A. Gush	REP	83	23.6%	<div style="width: 23.6%;"></div>
Horace Thomas Johns	REP	81	23.1%	<div style="width: 23.1%;"></div>

Democratic Party				
There are no declared candidates for this office.				

*Please Note: A precinct will not display in the percent of precincts reporting until both election day and AV (absentee) results are recorded for that precinct.



Election Results

Delegate to County Convention Sterling Heights - Precinct 27

Official results, updated August 21, 9:07 PM

[Race List](#) | [Delegate List](#) | [Race Summary](#)

NOTE: Results do not include votes cast for write-in candidates.

Republican Party				
1 of 1 (100.0%) precincts reporting*				
Vote for not more than 5				
Nancy Borden	REP	83	51.2%	
Ray Gralewski	REP	79	48.8%	

Democratic Party				
1 of 1 (100.0%) precincts reporting*				
Vote for not more than 3				
Patricia M. Belanger	DEM	119	100.0%	

*Please Note: A precinct will not display in the percent of precincts reporting until both election day and AV (absentee) results are recorded for that precinct.



Election Results

Delegate to County Convention Sterling Heights - Precinct 28

Official results, updated August 21, 9:07 PM

[Race List](#) | [Delegate List](#) | [Race Summary](#)

NOTE: Results do not include votes cast for write-in candidates.

Republican Party				
1 of 1 (100.0%) precincts reporting*				
Vote for not more than 4				
Joseph L. Burns	REP	81	28.7%	<div style="width: 28.7%;"></div>
Mark Broadworth	REP	70	24.8%	<div style="width: 24.8%;"></div>
David C. Pardington	REP	66	23.4%	<div style="width: 23.4%;"></div>
Michael P. Salyers	REP	65	23.0%	<div style="width: 23.0%;"></div>

Democratic Party				
There are no declared candidates for this office.				

*Please Note: A precinct will not display in the percent of precincts reporting until both election day and AV (absentee) results are recorded for that precinct.



Delegate to County Convention Sterling Heights - Precinct 29

Official results, updated August 21, 9:07 PM

[Race List](#) | [Delegate List](#) | [Race Summary](#)

NOTE: Results do not include votes cast for write-in candidates.

Republican Party				
1 of 1 (100.0%) precincts reporting*				
Vote for not more than 4				
Judy L. Moreau	REP	81	50.3%	<div style="width: 50.3%; height: 10px; background-color: red;"></div>
Michael A. Moreau	REP	80	49.7%	<div style="width: 49.7%; height: 10px; background-color: red;"></div>

Democratic Party
There are no declared candidates for this office.

*Please Note: A precinct will not display in the percent of precincts reporting until both election day and AV (absentee) results are recorded for that precinct.



Election Results

Delegate to County Convention Sterling Heights - Precinct 30

Official results, updated August 21, 9:07 PM

[Race List](#) | [Delegate List](#) | [Race Summary](#)

NOTE: Results do not include votes cast for write-in candidates.

Republican Party				
1 of 1 (100.0%) precincts reporting*				
Vote for not more than 3				
Leroy Pletten	REP	48	53.3%	
Jeremy Lee Mejia	REP	42	46.7%	

Democratic Party				
1 of 1 (100.0%) precincts reporting*				
Vote for not more than 2				
Andrew Bruno Melitz	DEM	64	51.6%	
Aaron L. Melitz	DEM	60	48.4%	

*Please Note: A precinct will not display in the percent of precincts reporting until both election day and AV (absentee) results are recorded for that precinct.



Election Results

Delegate to County Convention Sterling Heights - Precinct 31

Official results, updated August 21, 9:07 PM

[Race List](#) | [Delegate List](#) | [Race Summary](#)

NOTE: Results do not include votes cast for write-in candidates.

Republican Party				
1 of 1 (100.0%) precincts reporting*				
Vote for not more than 2				
Anthony Lewis	REP	48	100.0%	<div style="width: 100%; height: 10px; background-color: red;"></div>

Democratic Party				
There are no declared candidates for this office.				

*Please Note: A precinct will not display in the percent of precincts reporting until both election day and AV (absentee) results are recorded for that precinct.



Delegate to County Convention Sterling Heights - Precinct 32

Official results, updated August 21, 9:07 PM

[Race List](#) | [Delegate List](#) | [Race Summary](#)

NOTE: Results do not include votes cast for write-in candidates.

Republican Party				
1 of 1 (100.0%) precincts reporting*				
Vote for not more than 2				
Steven Sharp	REP	22	59.5%	<div style="width: 59.5%; height: 10px; background-color: red;"></div>
Joanne Paraventi	REP	15	40.5%	<div style="width: 40.5%; height: 10px; background-color: red;"></div>

Democratic Party
There are no declared candidates for this office.

*Please Note: A precinct will not display in the percent of precincts reporting until both election day and AV (absentee) results are recorded for that precinct.



Delegate to County Convention Sterling Heights - Precinct 33

Official results, updated August 21, 9:07 PM

[Race List](#) | [Delegate List](#) | [Race Summary](#)

NOTE: Results do not include votes cast for write-in candidates.

Republican Party				
1 of 1 (100.0%) precincts reporting*				
Vote for not more than 3				
Marcella Rosochacki Rokicki	REP	93	43.3%	<div style="width: 43.3%; height: 10px; background-color: red;"></div>
Emil Filip	REP	61	28.4%	<div style="width: 28.4%; height: 10px; background-color: red;"></div>
M. Shallal	REP	61	28.4%	<div style="width: 28.4%; height: 10px; background-color: red;"></div>

Democratic Party
There are no declared candidates for this office.

*Please Note: A precinct will not display in the percent of precincts reporting until both election day and AV (absentee) results are recorded for that precinct.



Election Results

Delegate to County Convention Sterling Heights - Precinct 34

Official results, updated August 21, 9:07 PM

[Race List](#) | [Delegate List](#) | [Race Summary](#)

NOTE: Results do not include votes cast for write-in candidates.

Republican Party				
1 of 1 (100.0%) precincts reporting*				
Vote for not more than 7				
Donna Magliulo	REP	124	16.3%	■
Barbara VanSyckel	REP	100	13.1%	■
Jay M. Robb	REP	95	12.5%	■
Roger A. Lonsway	REP	88	11.6%	■
Don VanSyckel	REP	87	11.4%	■
Krzysztof Brakoniecki	REP	83	10.9%	■
Paul Rakowiecki	REP	75	9.9%	■
George Rakowiecki	REP	64	8.4%	■
Malgorzata Rakowiecki	REP	45	5.9%	■

Democratic Party				
There are no declared candidates for this office.				

*Please Note: A precinct will not display in the percent of precincts reporting until both election day and AV (absentee) results are recorded for that precinct.



Election Results

Delegate to County Convention Sterling Heights - Precinct 35

Official results, updated August 21, 9:07 PM

[Race List](#) | [Delegate List](#) | [Race Summary](#)

NOTE: Results do not include votes cast for write-in candidates.

Republican Party

There are no declared candidates for this office.

Democratic Party

There are no declared candidates for this office.

*Please Note: A precinct will not display in the percent of precincts reporting until both election day and AV (absentee) results are recorded for that precinct.



Delegate to County Convention Sterling Heights - Precinct 36

Official results, updated August 21, 9:07 PM

[Race List](#) | [Delegate List](#) | [Race Summary](#)

NOTE: Results do not include votes cast for write-in candidates.

Republican Party				
1 of 1 (100.0%) precincts reporting*				
Vote for not more than 5				
Ron Hunter	REP	128	50.4%	<div style="width: 50.4%; height: 10px; background-color: red;"></div>
Sandra S. Drobeck	REP	126	49.6%	<div style="width: 49.6%; height: 10px; background-color: red;"></div>

Democratic Party				
1 of 1 (100.0%) precincts reporting*				
Vote for not more than 3				
David Peckham	DEM	141	50.4%	<div style="width: 50.4%; height: 10px; background-color: red;"></div>
Mary K. Shier	DEM	139	49.6%	<div style="width: 49.6%; height: 10px; background-color: red;"></div>

*Please Note: A precinct will not display in the percent of precincts reporting until both election day and AV (absentee) results are recorded for that precinct.



Delegate to County Convention Sterling Heights - Precinct 37

Official results, updated August 21, 9:07 PM

[Race List](#) | [Delegate List](#) | [Race Summary](#)

NOTE: Results do not include votes cast for write-in candidates.

Republican Party				
1 of 1 (100.0%) precincts reporting*				
Vote for not more than 3				
Adam Charles Schmid	REP	92	100.0%	<div style="width: 100%; height: 10px; background-color: red;"></div>

Democratic Party				
1 of 1 (100.0%) precincts reporting*				
Vote for not more than 4				
Rose Marie Fessler	DEM	113	100.0%	<div style="width: 100%; height: 10px; background-color: red;"></div>

*Please Note: A precinct will not display in the percent of precincts reporting until both election day and AV (absentee) results are recorded for that precinct.



Election Results

Delegate to County Convention Sterling Heights - Precinct 38

Official results, updated August 21, 9:07 PM

[Race List](#) | [Delegate List](#) | [Race Summary](#)

NOTE: Results do not include votes cast for write-in candidates.

Republican Party				
1 of 1 (100.0%) precincts reporting*				
Vote for not more than 5				
James E. Mitchell	REP	108	22.9%	
Daniel Orban	REP	94	20.0%	
Eric Daniel Nelson	REP	93	19.7%	
Halina Weidner-Czaja	REP	90	19.1%	
Jon Etnyre	REP	86	18.3%	

Democratic Party				
1 of 1 (100.0%) precincts reporting*				
Vote for not more than 4				
John T. Duffy	DEM	185	100.0%	

*Please Note: A precinct will not display in the percent of precincts reporting until both election day and AV (absentee) results are recorded for that precinct.



Election Results

Delegate to County Convention Sterling Heights - Precinct 39

Official results, updated August 21, 9:07 PM

[Race List](#) | [Delegate List](#) | [Race Summary](#)

NOTE: Results do not include votes cast for write-in candidates.

Republican Party

There are no declared candidates for this office.

Democratic Party

There are no declared candidates for this office.

*Please Note: A precinct will not display in the percent of precincts reporting until both election day and AV (absentee) results are recorded for that precinct.



Election Results

Delegate to County Convention Sterling Heights - Precinct 40

Official results, updated August 21, 9:07 PM

[Race List](#) | [Delegate List](#) | [Race Summary](#)

NOTE: Results do not include votes cast for write-in candidates.

Republican Party				
1 of 1 (100.0%) precincts reporting*				
Vote for not more than 2				
Aaron D. Balk	REP	47	100.0%	

Democratic Party				
1 of 1 (100.0%) precincts reporting*				
Vote for not more than 1				
Edward Potonac	DEM	58	100.0%	

*Please Note: A precinct will not display in the percent of precincts reporting until both election day and AV (absentee) results are recorded for that precinct.



Election Results

Delegate to County Convention Sterling Heights - Precinct 41

Official results, updated August 21, 9:07 PM

[Race List](#) | [Delegate List](#) | [Race Summary](#)

NOTE: Results do not include votes cast for write-in candidates.

Republican Party				
1 of 1 (100.0%) precincts reporting*				
Vote for not more than 3				
Philis DeSaele	REP	90	40.4%	<div style="width: 40.4%;"></div>
Jack Beale	REP	71	31.8%	<div style="width: 31.8%;"></div>
Martha C. Theis	REP	62	27.8%	<div style="width: 27.8%;"></div>

Democratic Party				
There are no declared candidates for this office.				

*Please Note: A precinct will not display in the percent of precincts reporting until both election day and AV (absentee) results are recorded for that precinct.



Election Results

Delegate to County Convention Sterling Heights - Precinct 42

Official results, updated August 21, 9:07 PM

[Race List](#) | [Delegate List](#) | [Race Summary](#)

NOTE: Results do not include votes cast for write-in candidates.

Republican Party				
1 of 1 (100.0%) precincts reporting*				
Vote for not more than 4				
Linda Godfrey	REP	113	42.2%	
Larry Jones	REP	84	31.3%	
Rosa Jones	REP	71	26.5%	

Democratic Party				
1 of 1 (100.0%) precincts reporting*				
Vote for not more than 2				
Christopher Starnes	DEM	97	100.0%	

*Please Note: A precinct will not display in the percent of precincts reporting until both election day and AV (absentee) results are recorded for that precinct.



Election Results

Delegate to County Convention Sterling Heights - Precinct 43

Official results, updated August 21, 9:07 PM

[Race List](#) | [Delegate List](#) | [Race Summary](#)

NOTE: Results do not include votes cast for write-in candidates.

Republican Party				
1 of 1 (100.0%) precincts reporting*				
Vote for not more than 7				
Richard L. Bracci	REP	210	15.9%	
Gary Lusk	REP	205	15.5%	
Christina Castellana	REP	187	14.1%	
Stephen Manuszak	REP	176	13.3%	
Anna Kogut	REP	147	11.1%	
Roman T. Kogut	REP	139	10.5%	
Marcia M. Mouatt	REP	133	10.1%	
Pietro Loria	REP	126	9.5%	

Democratic Party				
1 of 1 (100.0%) precincts reporting*				
Vote for not more than 2				
Linda Flynn	DEM	207	52.5%	
Rick Flynn	DEM	187	47.5%	

*Please Note: A precinct will not display in the percent of precincts reporting until both election day and AV (absentee) results are recorded for that precinct.



Election Results

Delegate to County Convention Sterling Heights - Precinct 44

Official results, updated August 21, 9:07 PM

[Race List](#) | [Delegate List](#) | [Race Summary](#)

NOTE: Results do not include votes cast for write-in candidates.

Republican Party				
1 of 1 (100.0%) precincts reporting*				
Vote for not more than 4				
Sue A. Stickel	REP	115	37.8%	<div style="width: 37.8%;"></div>
Grace Dzierzanowski	REP	101	33.2%	<div style="width: 33.2%;"></div>
Myron Dzierzanowski	REP	88	28.9%	<div style="width: 28.9%;"></div>

Democratic Party				
There are no declared candidates for this office.				

*Please Note: A precinct will not display in the percent of precincts reporting until both election day and AV (absentee) results are recorded for that precinct.



Election Results

Delegate to County Convention Sterling Heights - Precinct 45

Official results, updated August 21, 9:07 PM

[Race List](#) | [Delegate List](#) | [Race Summary](#)

NOTE: Results do not include votes cast for write-in candidates.

Republican Party				
1 of 1 (100.0%) precincts reporting*				
Vote for not more than 2				
Beverly J. Marrocco	REP	83	35.6%	<div style="width: 35.6%;"></div>
Andy Porter	REP	71	30.5%	<div style="width: 30.5%;"></div>
Brian Kosobudzki	REP	51	21.9%	<div style="width: 21.9%;"></div>
Michal Matysek	REP	28	12.0%	<div style="width: 12.0%;"></div>

Democratic Party				
There are no declared candidates for this office.				

*Please Note: A precinct will not display in the percent of precincts reporting until both election day and AV (absentee) results are recorded for that precinct.



Delegate to County Convention Utica - Precinct 1

Official results, updated August 21, 9:07 PM

[Race List](#) | [Delegate List](#) | [Race Summary](#)

NOTE: Results do not include votes cast for write-in candidates.

Republican Party				
1 of 1 (100.0%) precincts reporting*				
Vote for not more than 2				
Richard D. Pavlich	REP	28	100.0%	<div style="width: 100%; height: 10px; background-color: red;"></div>

Democratic Party				
There are no declared candidates for this office.				

*Please Note: A precinct will not display in the percent of precincts reporting until both election day and AV (absentee) results are recorded for that precinct.



Election Results

Delegate to County Convention Utica - Precinct 2

Official results, updated August 21, 9:07 PM

[Race List](#) | [Delegate List](#) | [Race Summary](#)

NOTE: Results do not include votes cast for write-in candidates.

Republican Party

There are no declared candidates for this office.

Democratic Party

There are no declared candidates for this office.

*Please Note: A precinct will not display in the percent of precincts reporting until both election day and AV (absentee) results are recorded for that precinct.



Delegate to County Convention Utica - Precinct 3

Official results, updated August 21, 9:07 PM

[Race List](#) | [Delegate List](#) | [Race Summary](#)

NOTE: Results do not include votes cast for write-in candidates.

Republican Party				
1 of 1 (100.0%) precincts reporting*				
Vote for not more than 2				
Maria Stella Castronova	REP	62	100.0%	<div style="width: 100%; height: 10px; background-color: red;"></div>

Democratic Party				
There are no declared candidates for this office.				

*Please Note: A precinct will not display in the percent of precincts reporting until both election day and AV (absentee) results are recorded for that precinct.



Delegate to County Convention Warren - Precinct 1

Official results, updated August 21, 9:07 PM

[Race List](#) | [Delegate List](#) | [Race Summary](#)

NOTE: Results do not include votes cast for write-in candidates.

Republican Party				
1 of 1 (100.0%) precincts reporting*				
Vote for not more than 1				
Wade M. Gregg	REP	38	100.0%	<div style="width: 100%; height: 10px; background-color: red;"></div>

Democratic Party				
1 of 1 (100.0%) precincts reporting*				
Vote for not more than 3				
Pete Sutliff	DEM	93	100.0%	<div style="width: 100%; height: 10px; background-color: red;"></div>

*Please Note: A precinct will not display in the percent of precincts reporting until both election day and AV (absentee) results are recorded for that precinct.



Election Results

Delegate to County Convention Warren - Precinct 2

Official results, updated August 21, 9:07 PM

[Race List](#) | [Delegate List](#) | [Race Summary](#)

NOTE: Results do not include votes cast for write-in candidates.

Republican Party

There are no declared candidates for this office.

Democratic Party

There are no declared candidates for this office.

*Please Note: A precinct will not display in the percent of precincts reporting until both election day and AV (absentee) results are recorded for that precinct.



Delegate to County Convention Warren - Precinct 3

Official results, updated August 21, 9:07 PM

[Race List](#) | [Delegate List](#) | [Race Summary](#)

NOTE: Results do not include votes cast for write-in candidates.

Republican Party				
1 of 1 (100.0%) precincts reporting*				
Vote for not more than 2				
Dennis Buchholtz	REP	40	51.3%	<div style="width: 51.3%; height: 10px; background-color: red;"></div>
Judy Lee Buchholtz	REP	38	48.7%	<div style="width: 48.7%; height: 10px; background-color: red;"></div>

Democratic Party
There are no declared candidates for this office.

*Please Note: A precinct will not display in the percent of precincts reporting until both election day and AV (absentee) results are recorded for that precinct.



Delegate to County Convention Warren - Precinct 4

Official results, updated August 21, 9:07 PM

[Race List](#) | [Delegate List](#) | [Race Summary](#)

NOTE: Results do not include votes cast for write-in candidates.

Republican Party				
1 of 1 (100.0%) precincts reporting*				
Vote for not more than 2				
Jennifer Anne Albers	REP	70	100.0%	<div style="width: 100%; height: 10px; background-color: red;"></div>

Democratic Party				
1 of 1 (100.0%) precincts reporting*				
Vote for not more than 2				
Richard J. Borowicz	DEM	148	100.0%	<div style="width: 100%; height: 10px; background-color: red;"></div>

*Please Note: A precinct will not display in the percent of precincts reporting until both election day and AV (absentee) results are recorded for that precinct.



Delegate to County Convention Warren - Precinct 5

Official results, updated August 21, 9:07 PM

[Race List](#) | [Delegate List](#) | [Race Summary](#)

NOTE: Results do not include votes cast for write-in candidates.

Republican Party				
1 of 1 (100.0%) precincts reporting*				
Vote for not more than 2				
Daniel Buchholtz	REP	49	60.5%	<div style="width: 60.5%; height: 10px; background-color: red;"></div>
Shallamar MacPherson	REP	32	39.5%	<div style="width: 39.5%; height: 10px; background-color: red;"></div>

Democratic Party				
1 of 1 (100.0%) precincts reporting*				
Vote for not more than 2				
Jackie Kelly	DEM	104	52.3%	<div style="width: 52.3%; height: 10px; background-color: red;"></div>
Kimberly A. Webb	DEM	95	47.7%	<div style="width: 47.7%; height: 10px; background-color: red;"></div>

*Please Note: A precinct will not display in the percent of precincts reporting until both election day and AV (absentee) results are recorded for that precinct.



Delegate to County Convention Warren - Precinct 6

Official results, updated August 21, 9:07 PM

[Race List](#) | [Delegate List](#) | [Race Summary](#)

NOTE: Results do not include votes cast for write-in candidates.

Republican Party				
1 of 1 (100.0%) precincts reporting*				
Vote for not more than 3				
Jason E. Balaska	REP	78	100.0%	<div style="width: 100%; height: 10px; background-color: red;"></div>

Democratic Party
There are no declared candidates for this office.

*Please Note: A precinct will not display in the percent of precincts reporting until both election day and AV (absentee) results are recorded for that precinct.



Election Results

Delegate to County Convention Warren - Precinct 7

Official results, updated August 21, 9:07 PM

[Race List](#) | [Delegate List](#) | [Race Summary](#)

NOTE: Results do not include votes cast for write-in candidates.

Republican Party				
1 of 1 (100.0%) precincts reporting*				
Vote for not more than 1				
Jeff Saxon	REP	30	100.0%	<div style="width: 100%; height: 10px; background-color: red;"></div>

Democratic Party				
There are no declared candidates for this office.				

*Please Note: A precinct will not display in the percent of precincts reporting until both election day and AV (absentee) results are recorded for that precinct.



Election Results

Delegate to County Convention Warren - Precinct 8

Official results, updated August 21, 9:07 PM

[Race List](#) | [Delegate List](#) | [Race Summary](#)

NOTE: Results do not include votes cast for write-in candidates.

Republican Party

There are no declared candidates for this office.

Democratic Party

There are no declared candidates for this office.

*Please Note: A precinct will not display in the percent of precincts reporting until both election day and AV (absentee) results are recorded for that precinct.



Election Results

Delegate to County Convention Warren - Precinct 9

Official results, updated August 21, 9:07 PM

[Race List](#) | [Delegate List](#) | [Race Summary](#)

NOTE: Results do not include votes cast for write-in candidates.

Republican Party

There are no declared candidates for this office.

Democratic Party

There are no declared candidates for this office.

*Please Note: A precinct will not display in the percent of precincts reporting until both election day and AV (absentee) results are recorded for that precinct.



Election Results

Delegate to County Convention Warren - Precinct 10

Official results, updated August 21, 9:07 PM

[Race List](#) | [Delegate List](#) | [Race Summary](#)

NOTE: Results do not include votes cast for write-in candidates.

Republican Party

There are no declared candidates for this office.

Democratic Party

There are no declared candidates for this office.

*Please Note: A precinct will not display in the percent of precincts reporting until both election day and AV (absentee) results are recorded for that precinct.



Election Results

Delegate to County Convention Warren - Precinct 11

Official results, updated August 21, 9:07 PM

[Race List](#) | [Delegate List](#) | [Race Summary](#)

NOTE: Results do not include votes cast for write-in candidates.

Republican Party

There are no declared candidates for this office.

Democratic Party

There are no declared candidates for this office.

*Please Note: A precinct will not display in the percent of precincts reporting until both election day and AV (absentee) results are recorded for that precinct.



Delegate to County Convention Warren - Precinct 12

Official results, updated August 21, 9:07 PM

[Race List](#) | [Delegate List](#) | [Race Summary](#)

NOTE: Results do not include votes cast for write-in candidates.

Republican Party	
There are no declared candidates for this office.	

Democratic Party	
1 of 1 (100.0%) precincts reporting*	
Vote for not more than 1	
Bernice B A Morton	DEM 58 100.0%

*Please Note: A precinct will not display in the percent of precincts reporting until both election day and AV (absentee) results are recorded for that precinct.



Election Results

Delegate to County Convention Warren - Precinct 13

Official results, updated August 21, 9:07 PM

[Race List](#) | [Delegate List](#) | [Race Summary](#)

NOTE: Results do not include votes cast for write-in candidates.

Republican Party

There are no declared candidates for this office.

Democratic Party

There are no declared candidates for this office.

*Please Note: A precinct will not display in the percent of precincts reporting until both election day and AV (absentee) results are recorded for that precinct.



Election Results

Delegate to County Convention Warren - Precinct 14

Official results, updated August 21, 9:07 PM

[Race List](#) | [Delegate List](#) | [Race Summary](#)

NOTE: Results do not include votes cast for write-in candidates.

Republican Party				
1 of 1 (100.0%) precincts reporting*				
Vote for not more than 2				
Marc Goodson	REP	64	54.7%	<div style="width: 54.7%;"></div>
Joshua Peter Bede	REP	53	45.3%	<div style="width: 45.3%;"></div>

Democratic Party				
There are no declared candidates for this office.				

*Please Note: A precinct will not display in the percent of precincts reporting until both election day and AV (absentee) results are recorded for that precinct.



Election Results

Delegate to County Convention Warren - Precinct 15

Official results, updated August 21, 9:07 PM

[Race List](#) | [Delegate List](#) | [Race Summary](#)

NOTE: Results do not include votes cast for write-in candidates.

Republican Party

There are no declared candidates for this office.

Democratic Party

There are no declared candidates for this office.

*Please Note: A precinct will not display in the percent of precincts reporting until both election day and AV (absentee) results are recorded for that precinct.



Election Results

Delegate to County Convention Warren - Precinct 16

Official results, updated August 21, 9:07 PM

[Race List](#) | [Delegate List](#) | [Race Summary](#)

NOTE: Results do not include votes cast for write-in candidates.

Republican Party

There are no declared candidates for this office.

Democratic Party

There are no declared candidates for this office.

*Please Note: A precinct will not display in the percent of precincts reporting until both election day and AV (absentee) results are recorded for that precinct.



Delegate to County Convention Warren - Precinct 17

Official results, updated August 21, 9:07 PM

[Race List](#) | [Delegate List](#) | [Race Summary](#)

NOTE: Results do not include votes cast for write-in candidates.

Republican Party				
1 of 1 (100.0%) precincts reporting*				
Vote for not more than 3				
Robert K. Little	REP	48	100.0%	<div style="width: 100%; height: 10px; background-color: red;"></div>

Democratic Party				
There are no declared candidates for this office.				

*Please Note: A precinct will not display in the percent of precincts reporting until both election day and AV (absentee) results are recorded for that precinct.



Delegate to County Convention Warren - Precinct 18

Official results, updated August 21, 9:07 PM

[Race List](#) | [Delegate List](#) | [Race Summary](#)

NOTE: Results do not include votes cast for write-in candidates.

Republican Party				
1 of 1 (100.0%) precincts reporting*				
Vote for not more than 1				
Tim Dail	REP	9	64.3%	<div style="width: 64.3%; height: 10px; background-color: red;"></div>
Robert Schwartz	REP	5	35.7%	<div style="width: 35.7%; height: 10px; background-color: red;"></div>

Democratic Party
There are no declared candidates for this office.

*Please Note: A precinct will not display in the percent of precincts reporting until both election day and AV (absentee) results are recorded for that precinct.



Delegate to County Convention Warren - Precinct 19

Official results, updated August 21, 9:07 PM

[Race List](#) | [Delegate List](#) | [Race Summary](#)

NOTE: Results do not include votes cast for write-in candidates.

Republican Party				
1 of 1 (100.0%) precincts reporting*				
Vote for not more than 2				
Gregory Everett	REP	51	100.0%	<div style="width: 100%; height: 10px; background-color: red;"></div>

Democratic Party
There are no declared candidates for this office.

*Please Note: A precinct will not display in the percent of precincts reporting until both election day and AV (absentee) results are recorded for that precinct.



Delegate to County Convention Warren - Precinct 20

Official results, updated August 21, 9:07 PM

[Race List](#) | [Delegate List](#) | [Race Summary](#)

NOTE: Results do not include votes cast for write-in candidates.

Republican Party	
There are no declared candidates for this office.	

Democratic Party	
1 of 1 (100.0%) precincts reporting*	
Vote for not more than 4	
Marvin Cornelius Benett	DEM 150 100.0%

*Please Note: A precinct will not display in the percent of precincts reporting until both election day and AV (absentee) results are recorded for that precinct.



Election Results

Delegate to County Convention Warren - Precinct 22

Official results, updated August 21, 9:07 PM

[Race List](#) | [Delegate List](#) | [Race Summary](#)

NOTE: Results do not include votes cast for write-in candidates.

Republican Party				
1 of 1 (100.0%) precincts reporting*				
Vote for not more than 3				
Corrinne R. Aguilar	REP	126	100.0%	

Democratic Party				
1 of 1 (100.0%) precincts reporting*				
Vote for not more than 3				
Ann E. Klein	DEM	158	55.8%	
Katherine A. Klein	DEM	125	44.2%	

*Please Note: A precinct will not display in the percent of precincts reporting until both election day and AV (absentee) results are recorded for that precinct.



Delegate to County Convention Warren - Precinct 23

Official results, updated August 21, 9:07 PM

[Race List](#) | [Delegate List](#) | [Race Summary](#)

NOTE: Results do not include votes cast for write-in candidates.

Republican Party				
1 of 1 (100.0%) precincts reporting*				
Vote for not more than 3				
Joseph Ventimiglia	REP	78	54.2%	<div style="width: 54.2%; height: 10px; background-color: red;"></div>
Peter Keith	REP	66	45.8%	<div style="width: 45.8%; height: 10px; background-color: red;"></div>

Democratic Party				
1 of 1 (100.0%) precincts reporting*				
Vote for not more than 3				
Chris Fiebig	DEM	200	100.0%	<div style="width: 100%; height: 10px; background-color: red;"></div>

*Please Note: A precinct will not display in the percent of precincts reporting until both election day and AV (absentee) results are recorded for that precinct.



Delegate to County Convention Warren - Precinct 24

Official results, updated August 21, 9:07 PM

[Race List](#) | [Delegate List](#) | [Race Summary](#)

NOTE: Results do not include votes cast for write-in candidates.

Republican Party				
1 of 1 (100.0%) precincts reporting*				
Vote for not more than 4				
Mark Michael Koroï	REP	43	41.7%	
Carol P. Neece	REP	31	30.1%	
Walter G. Neece	REP	29	28.2%	

Democratic Party
There are no declared candidates for this office.

*Please Note: A precinct will not display in the percent of precincts reporting until both election day and AV (absentee) results are recorded for that precinct.



Delegate to County Convention Warren - Precinct 25

Official results, updated August 21, 9:07 PM

[Race List](#) | [Delegate List](#) | [Race Summary](#)

NOTE: Results do not include votes cast for write-in candidates.

Republican Party				
1 of 1 (100.0%) precincts reporting*				
Vote for not more than 3				
Bohdan Melnyk	REP	73	100.0%	<div style="width: 100%; height: 10px; background-color: red;"></div>

Democratic Party				
There are no declared candidates for this office.				

*Please Note: A precinct will not display in the percent of precincts reporting until both election day and AV (absentee) results are recorded for that precinct.



Election Results

Delegate to County Convention Warren - Precinct 26

Official results, updated August 21, 9:07 PM

[Race List](#) | [Delegate List](#) | [Race Summary](#)

NOTE: Results do not include votes cast for write-in candidates.

Republican Party

There are no declared candidates for this office.

Democratic Party

There are no declared candidates for this office.

*Please Note: A precinct will not display in the percent of precincts reporting until both election day and AV (absentee) results are recorded for that precinct.



Delegate to County Convention Warren - Precinct 27

Official results, updated August 21, 9:07 PM

[Race List](#) | [Delegate List](#) | [Race Summary](#)

NOTE: Results do not include votes cast for write-in candidates.

Republican Party				
1 of 1 (100.0%) precincts reporting*				
Vote for not more than 4				
Jason D. McClanahan	REP	114	26.3%	<div style="width: 26.3%; height: 10px; background-color: red;"></div>
Diana Bates	REP	86	19.9%	<div style="width: 19.9%; height: 10px; background-color: red;"></div>
David Langer	REP	81	18.7%	<div style="width: 18.7%; height: 10px; background-color: red;"></div>
Wayne J. Robertson	REP	81	18.7%	<div style="width: 18.7%; height: 10px; background-color: red;"></div>
Laura B. Bates	REP	71	16.4%	<div style="width: 16.4%; height: 10px; background-color: red;"></div>

Democratic Party				
1 of 1 (100.0%) precincts reporting*				
Vote for not more than 3				
Ginger Christofus-Roehr	DEM	167	50.2%	<div style="width: 50.2%; height: 10px; background-color: red;"></div>
Gary McMenamin	DEM	166	49.8%	<div style="width: 49.8%; height: 10px; background-color: red;"></div>

*Please Note: A precinct will not display in the percent of precincts reporting until both election day and AV (absentee) results are recorded for that precinct.



Election Results

Delegate to County Convention Warren - Precinct 28

Official results, updated August 21, 9:07 PM

[Race List](#) | [Delegate List](#) | [Race Summary](#)

NOTE: Results do not include votes cast for write-in candidates.

Republican Party

There are no declared candidates for this office.

Democratic Party

There are no declared candidates for this office.

*Please Note: A precinct will not display in the percent of precincts reporting until both election day and AV (absentee) results are recorded for that precinct.



Delegate to County Convention Warren - Precinct 29

Official results, updated August 21, 9:07 PM

[Race List](#) | [Delegate List](#) | [Race Summary](#)

NOTE: Results do not include votes cast for write-in candidates.

Republican Party	
There are no declared candidates for this office.	

Democratic Party	
1 of 1 (100.0%) precincts reporting*	
Vote for not more than 2	
Leona McElevene	DEM 122 100.0%

*Please Note: A precinct will not display in the percent of precincts reporting until both election day and AV (absentee) results are recorded for that precinct.



Election Results

Delegate to County Convention Warren - Precinct 30

Official results, updated August 21, 9:07 PM

[Race List](#) | [Delegate List](#) | [Race Summary](#)

NOTE: Results do not include votes cast for write-in candidates.

Republican Party				
1 of 1 (100.0%) precincts reporting*				
Vote for not more than 2				
David Alan Kitts	REP	57	100.0%	

Democratic Party				
1 of 1 (100.0%) precincts reporting*				
Vote for not more than 2				
Elizabeth Lenhard	DEM	79	100.0%	

*Please Note: A precinct will not display in the percent of precincts reporting until both election day and AV (absentee) results are recorded for that precinct.



Delegate to County Convention Warren - Precinct 31

Official results, updated August 21, 9:07 PM

[Race List](#) | [Delegate List](#) | [Race Summary](#)

NOTE: Results do not include votes cast for write-in candidates.

Republican Party	
There are no declared candidates for this office.	

Democratic Party	
1 of 1 (100.0%) precincts reporting*	
Vote for not more than 4	
Joan Flynn	DEM 256 100.0%

*Please Note: A precinct will not display in the percent of precincts reporting until both election day and AV (absentee) results are recorded for that precinct.



Delegate to County Convention Warren - Precinct 32

Official results, updated August 21, 9:07 PM

[Race List](#) | [Delegate List](#) | [Race Summary](#)

NOTE: Results do not include votes cast for write-in candidates.

Republican Party				
1 of 1 (100.0%) precincts reporting*				
Vote for not more than 3				
Julia L. Michals	REP	99	50.5%	<div style="width: 50.5%; height: 10px; background-color: red;"></div>
Ronald W. Michals	REP	97	49.5%	<div style="width: 49.5%; height: 10px; background-color: red;"></div>

Democratic Party				
1 of 1 (100.0%) precincts reporting*				
Vote for not more than 3				
Brian Bess	DEM	173	100.0%	<div style="width: 100%; height: 10px; background-color: red;"></div>

*Please Note: A precinct will not display in the percent of precincts reporting until both election day and AV (absentee) results are recorded for that precinct.



Delegate to County Convention Warren - Precinct 33

Official results, updated August 21, 9:07 PM

[Race List](#) | [Delegate List](#) | [Race Summary](#)

NOTE: Results do not include votes cast for write-in candidates.

Republican Party	
There are no declared candidates for this office.	

Democratic Party	
1 of 1 (100.0%) precincts reporting*	
Vote for not more than 3	
Cynthia A. Melitz	DEM 163 54.2%
Kaela Melitz	DEM 138 45.8%

*Please Note: A precinct will not display in the percent of precincts reporting until both election day and AV (absentee) results are recorded for that precinct.



Election Results

Delegate to County Convention Warren - Precinct 34

Official results, updated August 21, 9:07 PM

[Race List](#) | [Delegate List](#) | [Race Summary](#)

NOTE: Results do not include votes cast for write-in candidates.

Republican Party

There are no declared candidates for this office.

Democratic Party

There are no declared candidates for this office.

*Please Note: A precinct will not display in the percent of precincts reporting until both election day and AV (absentee) results are recorded for that precinct.



Delegate to County Convention Warren - Precinct 35

Official results, updated August 21, 9:07 PM

[Race List](#) | [Delegate List](#) | [Race Summary](#)

NOTE: Results do not include votes cast for write-in candidates.

Republican Party	
There are no declared candidates for this office.	

Democratic Party	
1 of 1 (100.0%) precincts reporting*	
Vote for not more than 3	
Yvette Williams	DEM 139 50.2%
Carl B. Weckerle	DEM 138 49.8%

*Please Note: A precinct will not display in the percent of precincts reporting until both election day and AV (absentee) results are recorded for that precinct.



Election Results

Delegate to County Convention Warren - Precinct 36

Official results, updated August 21, 9:07 PM

[Race List](#) | [Delegate List](#) | [Race Summary](#)

NOTE: Results do not include votes cast for write-in candidates.

Republican Party				
1 of 1 (100.0%) precincts reporting*				
Vote for not more than 2				
Thomas A. Barnett	REP	43	100.0%	<div style="width: 100%;"><div style="width: 100%;"></div></div>

Democratic Party				
There are no declared candidates for this office.				

*Please Note: A precinct will not display in the percent of precincts reporting until both election day and AV (absentee) results are recorded for that precinct.



Election Results

Delegate to County Convention Warren - Precinct 37

Official results, updated August 21, 9:07 PM

[Race List](#) | [Delegate List](#) | [Race Summary](#)

NOTE: Results do not include votes cast for write-in candidates.

Republican Party				
1 of 1 (100.0%) precincts reporting*				
Vote for not more than 5				
Joseph G. Kozar	REP	88	34.9%	
Catherine Fedoronko	REP	86	34.1%	
Ron Fedoronko	REP	78	31.0%	

Democratic Party				
1 of 1 (100.0%) precincts reporting*				
Vote for not more than 3				
Aaron Edwards	DEM	188	100.0%	

*Please Note: A precinct will not display in the percent of precincts reporting until both election day and AV (absentee) results are recorded for that precinct.



Delegate to County Convention Warren - Precinct 38

Official results, updated August 21, 9:07 PM

[Race List](#) | [Delegate List](#) | [Race Summary](#)

NOTE: Results do not include votes cast for write-in candidates.

Republican Party				
1 of 1 (100.0%) precincts reporting*				
Vote for not more than 3				
Daniel Gregg	REP	45	51.1%	<div style="width: 51.1%; height: 10px; background-color: red;"></div>
Maria Gregg	REP	43	48.9%	<div style="width: 48.9%; height: 10px; background-color: red;"></div>

Democratic Party
There are no declared candidates for this office.

*Please Note: A precinct will not display in the percent of precincts reporting until both election day and AV (absentee) results are recorded for that precinct.



Election Results

Delegate to County Convention Warren - Precinct 39

Official results, updated August 21, 9:07 PM

[Race List](#) | [Delegate List](#) | [Race Summary](#)

NOTE: Results do not include votes cast for write-in candidates.

Republican Party

There are no declared candidates for this office.

Democratic Party

There are no declared candidates for this office.

*Please Note: A precinct will not display in the percent of precincts reporting until both election day and AV (absentee) results are recorded for that precinct.



Delegate to County Convention Warren - Precinct 40

Official results, updated August 21, 9:07 PM

[Race List](#) | [Delegate List](#) | [Race Summary](#)

NOTE: Results do not include votes cast for write-in candidates.

Republican Party				
1 of 1 (100.0%) precincts reporting*				
Vote for not more than 2				
Ronald L. Burcham	REP	61	53.0%	<div style="width: 53%; height: 10px; background-color: red;"></div>
Mercedes Wolfe	REP	54	47.0%	<div style="width: 47%; height: 10px; background-color: red;"></div>

Democratic Party				
1 of 1 (100.0%) precincts reporting*				
Vote for not more than 2				
Dolores L. Thomas	DEM	122	100.0%	<div style="width: 100%; height: 10px; background-color: red;"></div>

*Please Note: A precinct will not display in the percent of precincts reporting until both election day and AV (absentee) results are recorded for that precinct.




Election Results


Delegate to County Convention Warren - Precinct 41

Official results, updated August 21, 9:07 PM

[Race List](#) | [Delegate List](#) | [Race Summary](#)

NOTE: Results do not include votes cast for write-in candidates.

Republican Party				
1 of 1 (100.0%) precincts reporting*				
Vote for not more than 2				
Sean Clark	REP	76	100.0%	

Democratic Party				
1 of 1 (100.0%) precincts reporting*				
Vote for not more than 2				
Angela Rochelle Kohn	DEM	127	100.0%	

*Please Note: A precinct will not display in the percent of precincts reporting until both election day and AV (absentee) results are recorded for that precinct.



Election Results

Delegate to County Convention Warren - Precinct 42

Official results, updated August 21, 9:07 PM

[Race List](#) | [Delegate List](#) | [Race Summary](#)

NOTE: Results do not include votes cast for write-in candidates.

Republican Party

There are no declared candidates for this office.

Democratic Party

There are no declared candidates for this office.

*Please Note: A precinct will not display in the percent of precincts reporting until both election day and AV (absentee) results are recorded for that precinct.



Delegate to County Convention Warren - Precinct 43

Official results, updated August 21, 9:07 PM

[Race List](#) | [Delegate List](#) | [Race Summary](#)

NOTE: Results do not include votes cast for write-in candidates.

Republican Party				
1 of 1 (100.0%) precincts reporting*				
Vote for not more than 3				
Erik P. Neumann	REP	70	35.0%	
Christe Langdeau	REP	68	34.0%	
Gregory Rhines	REP	62	31.0%	

Democratic Party				
There are no declared candidates for this office.				

*Please Note: A precinct will not display in the percent of precincts reporting until both election day and AV (absentee) results are recorded for that precinct.



Delegate to County Convention Warren - Precinct 44

Official results, updated August 21, 9:07 PM

[Race List](#) | [Delegate List](#) | [Race Summary](#)

NOTE: Results do not include votes cast for write-in candidates.

Republican Party				
1 of 1 (100.0%) precincts reporting*				
Vote for not more than 2				
Nora Lynn Smith	REP	57	48.7%	<div style="width: 48.7%; height: 10px; background-color: red;"></div>
Robert A. Rivera	REP	36	30.8%	<div style="width: 30.8%; height: 10px; background-color: red;"></div>
Heideh Rivera	REP	24	20.5%	<div style="width: 20.5%; height: 10px; background-color: red;"></div>

Democratic Party
There are no declared candidates for this office.

*Please Note: A precinct will not display in the percent of precincts reporting until both election day and AV (absentee) results are recorded for that precinct.



Delegate to County Convention Warren - Precinct 45

Official results, updated August 21, 9:07 PM

[Race List](#) | [Delegate List](#) | [Race Summary](#)

NOTE: Results do not include votes cast for write-in candidates.

Republican Party	
There are no declared candidates for this office.	

Democratic Party	
1 of 1 (100.0%) precincts reporting*	
Vote for not more than 2	
Patricia Bill	DEM 131 100.0%

*Please Note: A precinct will not display in the percent of precincts reporting until both election day and AV (absentee) results are recorded for that precinct.



Election Results

Delegate to County Convention Warren - Precinct 46

Official results, updated August 21, 9:07 PM

[Race List](#) | [Delegate List](#) | [Race Summary](#)

NOTE: Results do not include votes cast for write-in candidates.

Republican Party				
1 of 1 (100.0%) precincts reporting*				
Vote for not more than 2				
Richard Vander Putten	REP	90	100.0%	

Democratic Party				
1 of 1 (100.0%) precincts reporting*				
Vote for not more than 2				
Toni Mocerì	DEM	169	100.0%	

*Please Note: A precinct will not display in the percent of precincts reporting until both election day and AV (absentee) results are recorded for that precinct.



Delegate to County Convention Warren - Precinct 47

Official results, updated August 21, 9:07 PM

[Race List](#) | [Delegate List](#) | [Race Summary](#)

NOTE: Results do not include votes cast for write-in candidates.

Republican Party				
1 of 1 (100.0%) precincts reporting*				
Vote for not more than 3				
Debera Guenther	REP	104	51.7%	<div style="width: 51.7%; height: 10px; background-color: red;"></div>
Tyler Walker	REP	97	48.3%	<div style="width: 48.3%; height: 10px; background-color: red;"></div>

Democratic Party
There are no declared candidates for this office.

*Please Note: A precinct will not display in the percent of precincts reporting until both election day and AV (absentee) results are recorded for that precinct.



Delegate to County Convention Warren - Precinct 48

Official results, updated August 21, 9:07 PM

[Race List](#) | [Delegate List](#) | [Race Summary](#)

NOTE: Results do not include votes cast for write-in candidates.

Republican Party	
There are no declared candidates for this office.	

Democratic Party	
1 of 1 (100.0%) precincts reporting*	
Vote for not more than 2	
Louis J. Burdi	DEM 92 100.0%

*Please Note: A precinct will not display in the percent of precincts reporting until both election day and AV (absentee) results are recorded for that precinct.



Delegate to County Convention Warren - Precinct 49

Official results, updated August 21, 9:07 PM

[Race List](#) | [Delegate List](#) | [Race Summary](#)

NOTE: Results do not include votes cast for write-in candidates.

Republican Party				
1 of 1 (100.0%) precincts reporting*				
Vote for not more than 5				
August Zielinski	REP	109	34.7%	<div style="width: 34.7%; height: 10px; background-color: red;"></div>
Allison J. Singer	REP	105	33.4%	<div style="width: 33.4%; height: 10px; background-color: red;"></div>
Ronald Singer	REP	100	31.8%	<div style="width: 31.8%; height: 10px; background-color: red;"></div>

Democratic Party
There are no declared candidates for this office.

*Please Note: A precinct will not display in the percent of precincts reporting until both election day and AV (absentee) results are recorded for that precinct.



Election Results

Delegate to County Convention Warren - Precinct 50

Official results, updated August 21, 9:07 PM

[Race List](#) | [Delegate List](#) | [Race Summary](#)

NOTE: Results do not include votes cast for write-in candidates.

Republican Party				
1 of 1 (100.0%) precincts reporting*				
Vote for not more than 4				
Louise Annette Cobrea	REP	103	100.0%	

Democratic Party				
1 of 1 (100.0%) precincts reporting*				
Vote for not more than 3				
Carol Neefe	DEM	150	100.0%	

*Please Note: A precinct will not display in the percent of precincts reporting until both election day and AV (absentee) results are recorded for that precinct.



Election Results

Delegate to County Convention Warren - Precinct 51

Official results, updated August 21, 9:07 PM

[Race List](#) | [Delegate List](#) | [Race Summary](#)

NOTE: Results do not include votes cast for write-in candidates.

Republican Party				
1 of 1 (100.0%) precincts reporting*				
Vote for not more than 4				
Michael J. Wiecek	REP	138	45.2%	
Nicola I. Hawatmeh	REP	84	27.5%	
Michael Cionka	REP	83	27.2%	

Democratic Party				
1 of 1 (100.0%) precincts reporting*				
Vote for not more than 3				
Pamela R. Stewart	DEM	198	58.6%	
Jeffrey J. Jagoda	DEM	140	41.4%	

*Please Note: A precinct will not display in the percent of precincts reporting until both election day and AV (absentee) results are recorded for that precinct.



Delegate to County Convention Warren - Precinct 52

Official results, updated August 21, 9:07 PM

[Race List](#) | [Delegate List](#) | [Race Summary](#)

NOTE: Results do not include votes cast for write-in candidates.

Republican Party				
1 of 1 (100.0%) precincts reporting*				
Vote for not more than 3				
Frederick E. Schoen	REP	94	55.6%	<div style="width: 55.6%; height: 10px; background-color: red;"></div>
Ladene Schoen	REP	75	44.4%	<div style="width: 44.4%; height: 10px; background-color: red;"></div>

Democratic Party
There are no declared candidates for this office.

*Please Note: A precinct will not display in the percent of precincts reporting until both election day and AV (absentee) results are recorded for that precinct.



Delegate to County Convention Warren - Precinct 53

Official results, updated August 21, 9:07 PM

[Race List](#) | [Delegate List](#) | [Race Summary](#)

NOTE: Results do not include votes cast for write-in candidates.

Republican Party				
1 of 1 (100.0%) precincts reporting*				
Vote for not more than 4				
Andrew Perry	REP	84	56.4%	<div style="width: 56.4%; height: 10px; background-color: red;"></div>
Maurice Daniels	REP	65	43.6%	<div style="width: 43.6%; height: 10px; background-color: red;"></div>

Democratic Party
There are no declared candidates for this office.

*Please Note: A precinct will not display in the percent of precincts reporting until both election day and AV (absentee) results are recorded for that precinct.



Election Results

Delegate to County Convention Warren - Precinct 54

Official results, updated August 21, 9:07 PM

[Race List](#) | [Delegate List](#) | [Race Summary](#)

NOTE: Results do not include votes cast for write-in candidates.

Republican Party				
1 of 1 (100.0%) precincts reporting*				
Vote for not more than 6				
Cecil D. St. Pierre Jr.	REP	123	16.4%	
Ann Marie Chmura	REP	113	15.1%	
Gus Ghanam	REP	113	15.1%	
Donald Chmura	REP	111	14.8%	
Steven Klusek	REP	110	14.7%	
Justin M. Hampton	REP	92	12.3%	
Nicholas J. Hampton	REP	87	11.6%	

Democratic Party				
1 of 1 (100.0%) precincts reporting*				
Vote for not more than 2				
Joe Dolan	DEM	176	53.8%	
Andrew N. Krebs	DEM	151	46.2%	

*Please Note: A precinct will not display in the percent of precincts reporting until both election day and AV (absentee) results are recorded for that precinct.



Delegate to County Convention Warren - Precinct 55

Official results, updated August 21, 9:07 PM

[Race List](#) | [Delegate List](#) | [Race Summary](#)

NOTE: Results do not include votes cast for write-in candidates.

Republican Party				
1 of 1 (100.0%) precincts reporting*				
Vote for not more than 4				
Gordon Dye	REP	91	100.0%	<div style="width: 100%; height: 10px; background-color: red;"></div>

Democratic Party				
There are no declared candidates for this office.				

*Please Note: A precinct will not display in the percent of precincts reporting until both election day and AV (absentee) results are recorded for that precinct.



Delegate to County Convention Warren - Precinct 56

Official results, updated August 21, 9:07 PM

[Race List](#) | [Delegate List](#) | [Race Summary](#)

NOTE: Results do not include votes cast for write-in candidates.

Republican Party				
1 of 1 (100.0%) precincts reporting*				
Vote for not more than 2				
Rick Tabbi	REP	47	100.0%	<div style="width: 100%; height: 10px; background-color: red;"></div>

Democratic Party				
1 of 1 (100.0%) precincts reporting*				
Vote for not more than 2				
LaRonda Tyler	DEM	92	100.0%	<div style="width: 100%; height: 10px; background-color: red;"></div>

*Please Note: A precinct will not display in the percent of precincts reporting until both election day and AV (absentee) results are recorded for that precinct.



Delegate to County Convention Warren - Precinct 57

Official results, updated August 21, 9:07 PM

[Race List](#) | [Delegate List](#) | [Race Summary](#)

NOTE: Results do not include votes cast for write-in candidates.

Republican Party	
There are no declared candidates for this office.	

Democratic Party	
1 of 1 (100.0%) precincts reporting*	
Vote for not more than 2	
Paul Schultz	DEM 139 54.5%
Margo Heitchue	DEM 116 45.5%

*Please Note: A precinct will not display in the percent of precincts reporting until both election day and AV (absentee) results are recorded for that precinct.



Delegate to County Convention Warren - Precinct 58

Official results, updated August 21, 9:07 PM

[Race List](#) | [Delegate List](#) | [Race Summary](#)

NOTE: Results do not include votes cast for write-in candidates.

Republican Party				
1 of 1 (100.0%) precincts reporting*				
Vote for not more than 4				
Arzo F. Smith	REP	172	100.0%	<div style="width: 100%; height: 10px; background-color: red;"></div>

Democratic Party				
There are no declared candidates for this office.				

*Please Note: A precinct will not display in the percent of precincts reporting until both election day and AV (absentee) results are recorded for that precinct.



Election Results

Delegate to County Convention Washington Township - Precinct 1

Official results, updated August 21, 9:07 PM

[Race List](#) | [Delegate List](#) | [Race Summary](#)

NOTE: Results do not include votes cast for write-in candidates.

Republican Party				
1 of 1 (100.0%) precincts reporting*				
Vote for not more than 4				
Michael E. Stobak	REP	92	38.0%	<div style="width: 38.0%;"></div>
Jeff Humphrey	REP	81	33.5%	<div style="width: 33.5%;"></div>
Paul Richard Wierbicki	REP	69	28.5%	<div style="width: 28.5%;"></div>

Democratic Party				
There are no declared candidates for this office.				

*Please Note: A precinct will not display in the percent of precincts reporting until both election day and AV (absentee) results are recorded for that precinct.



Election Results

Delegate to County Convention Washington Township - Precinct 2

Official results, updated August 21, 9:07 PM

[Race List](#) | [Delegate List](#) | [Race Summary](#)

NOTE: Results do not include votes cast for write-in candidates.

Republican Party				
1 of 1 (100.0%) precincts reporting*				
Vote for not more than 6				
Michelle A. Matuszak	REP	223	21.6%	
Michael Hansen	REP	208	20.1%	
Marlene J. Mann	REP	203	19.6%	
Phillip Dyer	REP	203	19.6%	
Barbara A. Bulic	REP	197	19.1%	

Democratic Party				
1 of 1 (100.0%) precincts reporting*				
Vote for not more than 3				
James C. Winne	DEM	115	36.1%	
Richard W. Cathey	DEM	75	23.5%	
Robert A. DeBeaussaert	DEM	72	22.6%	
Elmer Smith	DEM	57	17.9%	

*Please Note: A precinct will not display in the percent of precincts reporting until both election day and AV (absentee) results are recorded for that precinct.



Delegate to County Convention Washington Township - Precinct 3

Official results, updated August 21, 9:07 PM

[Race List](#) | [Delegate List](#) | [Race Summary](#)

NOTE: Results do not include votes cast for write-in candidates.

Republican Party				
1 of 1 (100.0%) precincts reporting*				
Vote for not more than 8				
Harold Miller	REP	237	14.9%	■
Art Grimes	REP	228	14.3%	■
Joe Fortuna	REP	185	11.6%	■
Marie Miller	REP	176	11.0%	■
David Keown	REP	143	9.0%	■
Margaret E. Kondrat	REP	142	8.9%	■
Leonard L. Kondrat	REP	141	8.9%	■
John A. Klakulak	REP	124	7.8%	■
Carl Freund	REP	111	7.0%	■
Delmer Beaupre	REP	106	6.7%	■

Democratic Party
There are no declared candidates for this office.

*Please Note: A precinct will not display in the percent of precincts reporting until both election day and AV (absentee) results are recorded for that precinct.



Election Results

Delegate to County Convention Washington Township - Precinct 4

Official results, updated August 21, 9:07 PM

[Race List](#) | [Delegate List](#) | [Race Summary](#)

NOTE: Results do not include votes cast for write-in candidates.

Republican Party				
1 of 1 (100.0%) precincts reporting*				
Vote for not more than 4				
Susan Wilkinson	REP	118	28.0%	
Michael Daniel Morris	REP	104	24.7%	
Natasha Hargitay	REP	101	24.0%	
Gaylene B. Hunter	REP	98	23.3%	

Democratic Party				
1 of 1 (100.0%) precincts reporting*				
Vote for not more than 2				
Michael E. LaBuhn	DEM	88	100.0%	

*Please Note: A precinct will not display in the percent of precincts reporting until both election day and AV (absentee) results are recorded for that precinct.



Election Results

Delegate to County Convention Washington Township - Precinct 5

Official results, updated August 21, 9:07 PM

[Race List](#) | [Delegate List](#) | [Race Summary](#)

NOTE: Results do not include votes cast for write-in candidates.

Republican Party				
1 of 1 (100.0%) precincts reporting*				
Vote for not more than 7				
Richard Obrecht	REP	189	16.2%	
Jill Vandermeulen	REP	173	14.9%	
Roger P. Komlen	REP	173	14.9%	
Cecilia Simonsen	REP	164	14.1%	
Troy A. Simonsen	REP	157	13.5%	
Charles K. Pillivant	REP	155	13.3%	
Robert Murphy	REP	153	13.1%	

Democratic Party				
There are no declared candidates for this office.				

*Please Note: A precinct will not display in the percent of precincts reporting until both election day and AV (absentee) results are recorded for that precinct.



Election Results

Delegate to County Convention Washington Township - Precinct 6

Official results, updated August 21, 9:07 PM

[Race List](#) | [Delegate List](#) | [Race Summary](#)

NOTE: Results do not include votes cast for write-in candidates.

Republican Party				
1 of 1 (100.0%) precincts reporting*				
Vote for not more than 6				
Don Brown	REP	389	22.6%	
Dan O'Leary	REP	359	20.9%	
Kathie Gilginas	REP	202	11.8%	
Robert T. Sacco	REP	190	11.1%	
Mary Ann Haewsky	REP	169	9.8%	
Angelo S. Lanni	REP	141	8.2%	
Sandra Overway	REP	135	7.9%	
Greg E. Lewis	REP	134	7.8%	

Democratic Party				
1 of 1 (100.0%) precincts reporting*				
Vote for not more than 2				
Cynthia Taylor	DEM	63	45.3%	
Ryan A. Malek	DEM	47	33.8%	
Samuel M. Taylor	DEM	29	20.9%	

*Please Note: A precinct will not display in the percent of precincts reporting until both election day and AV (absentee) results are recorded for that precinct.



Election Results

Delegate to County Convention Washington Township - Precinct 7

Official results, updated August 21, 9:07 PM

[Race List](#) | [Delegate List](#) | [Race Summary](#)

NOTE: Results do not include votes cast for write-in candidates.

Republican Party				
1 of 1 (100.0%) precincts reporting*				
Vote for not more than 8				
Darlene C. Ziolkowski	REP	161	13.7%	
Gina D'Agostini	REP	161	13.7%	
Kathleen Fredal	REP	152	13.0%	
John Forbes	REP	149	12.7%	
Julie Garon	REP	146	12.5%	
Donald L. Simms	REP	141	12.0%	
Thomas Kondrat	REP	134	11.4%	
Stanislawa Lalewicz	REP	128	10.9%	

Democratic Party				
1 of 1 (100.0%) precincts reporting*				
Vote for not more than 2				
Jerome G. Quinn	DEM	56	50.9%	
Jerome G. Quinn Jr.	DEM	54	49.1%	

*Please Note: A precinct will not display in the percent of precincts reporting until both election day and AV (absentee) results are recorded for that precinct.



Election Results

Delegate to County Convention Washington Township - Precinct 8

Official results, updated August 21, 9:07 PM

[Race List](#) | [Delegate List](#) | [Race Summary](#)

NOTE: Results do not include votes cast for write-in candidates.

Republican Party				
1 of 1 (100.0%) precincts reporting*				
Vote for not more than 5				
David B. Weaver	REP	151	51.5%	
Duane J. Nieman	REP	142	48.5%	

Democratic Party				
1 of 1 (100.0%) precincts reporting*				
Vote for not more than 2				
Susan J. Hoard	DEM	99	100.0%	

*Please Note: A precinct will not display in the percent of precincts reporting until both election day and AV (absentee) results are recorded for that precinct.



Election Results

Delegate to County Convention Washington Township - Precinct 9

Official results, updated August 21, 9:07 PM

[Race List](#) | [Delegate List](#) | [Race Summary](#)

NOTE: Results do not include votes cast for write-in candidates.

Republican Party				
1 of 1 (100.0%) precincts reporting*				
Vote for not more than 7				
Gary R. Kirsh	REP	181	19.0%	
Daniel Korte	REP	118	12.4%	
David L. Johnson	REP	112	11.8%	
Norman T. Valli	REP	109	11.4%	
Tina Vaglica	REP	103	10.8%	
Bonnie Hayter	REP	89	9.3%	
Thomas Siecinski	REP	89	9.3%	
Stanislaw Cpak	REP	79	8.3%	
Charles Hayter	REP	72	7.6%	

Democratic Party				
1 of 1 (100.0%) precincts reporting*				
Vote for not more than 2				
Christopher Gadzinski	DEM	72	100.0%	

*Please Note: A precinct will not display in the percent of precincts reporting until both election day and AV (absentee) results are recorded for that precinct.



Election Results

Armada Twp Supervisor One 4-year term

Official results, updated August 21, 9:05 PM

[Race List](#) | [Race Summary](#) | [Race Details](#) | [Race Details \(Printer Friendly\)](#)

POLL BOOK TOTALS	Don Eison (REP)			John W. Paterek (REP)			
	AV	Elec Day	TOTAL	AV	Elec Day	TOTAL	
ARMADA TOWNSHIP							
01	720	83	110	193	115	199	314
02	461	32	80	112	59	170	229
	1,181	115	190	305	174	369	543
TOTALS							
	1,181	115	190	305	174	369	543

■ Yellow in the TOTALS column means precinct hasn't reported
N/A indicates AV (Absentee) results are included in Elec Day results



Election Results

Armada Twp Supervisor One 4-year term

Official results, updated August 21, 9:05 PM

[Race List](#) | [Race Summary](#) | [Race Details](#) | [Race Details \(Printer Friendly\)](#)

POLL BOOK TOTALS	Don Eison (REP)			John W. Paterek (REP)			
	AV	Elec Day	TOTAL	AV	Elec Day	TOTAL	
ARMADA TOWNSHIP							
01	720	83	110	193	115	199	314
02	461	32	80	112	59	170	229
	1,181	115	190	305	174	369	543
TOTALS							
	1,181	115	190	305	174	369	543

■ Yellow in the TOTALS column means precinct hasn't reported
N/A indicates AV (Absentee) results are included in Elec Day results



Election Results

Armada Twp Clerk One 4-year term

Official results, updated August 21, 9:05 PM

[Race List](#) | [Race Summary](#) | [Race Details](#) | [Race Details \(Printer Friendly\)](#)

POLL BOOK TOTALS	Mary K. Swiacki (REP)			Monica Job (REP)			
	AV	Elec Day	TOTAL	AV	Elec Day	TOTAL	
ARMADA TOWNSHIP							
01	720	152	190	342	52	115	167
02	461	75	162	237	20	77	97
	1,181	227	352	579	72	192	264
TOTALS							
	1,181	227	352	579	72	192	264

■ Yellow in the TOTALS column means precinct hasn't reported
N/A indicates AV (Absentee) results are included in Elec Day results



Election Results

Armada Twp Clerk One 4-year term

Official results, updated August 21, 9:05 PM

[Race List](#) | [Race Summary](#) | [Race Details](#) | [Race Details \(Printer Friendly\)](#)

POLL BOOK TOTALS	Mary K. Swiacki (REP)			Monica Job (REP)			
	AV	Elec Day	TOTAL	AV	Elec Day	TOTAL	
ARMADA TOWNSHIP							
01	720	152	190	342	52	115	167
02	461	75	162	237	20	77	97
	1,181	227	352	579	72	192	264
TOTALS							
	1,181	227	352	579	72	192	264

■ Yellow in the TOTALS column means precinct hasn't reported
N/A indicates AV (Absentee) results are included in Elec Day results



Election Results

Armada Twp Treasurer One 4-year term

Official results, updated August 21, 9:05 PM

[Race List](#) | [Race Summary](#) | [Race Details](#) | [Race Details \(Printer Friendly\)](#)

POLL BOOK TOTALS	Michele E. Karam (REP)			Peggy Smith (REP)			
	AV	Elec Day	TOTAL	AV	Elec Day	TOTAL	
ARMADA TOWNSHIP							
01	720	54	120	174	180	172	352
02	461	19	60	79	83	173	256
	1,181	73	180	253	263	345	608
TOTALS							
	1,181	73	180	253	263	345	608

■ Yellow in the TOTALS column means precinct hasn't reported
N/A indicates AV (Absentee) results are included in Elec Day results



Election Results

Armada Twp Treasurer One 4-year term

Official results, updated August 21, 9:05 PM

[Race List](#) | [Race Summary](#) | [Race Details](#) | [Race Details \(Printer Friendly\)](#)

POLL BOOK TOTALS	Michele E. Karam (REP)			Peggy Smith (REP)			
	AV	Elec Day	TOTAL	AV	Elec Day	TOTAL	
ARMADA TOWNSHIP							
01	720	54	120	174	180	172	352
02	461	19	60	79	83	173	256
	1,181	73	180	253	263	345	608
TOTALS							
	1,181	73	180	253	263	345	608

■ Yellow in the TOTALS column means precinct hasn't reported
N/A indicates AV (Absentee) results are included in Elec Day results



Election Results

Armada Twp Trustee Two 4-year terms

Official results, updated August 21, 9:05 PM

[Race List](#) | [Race Summary](#) | [Race Details](#) | [Race Details \(Printer Friendly\)](#)

POLL BOOK TOTALS	Al Goetzinger (REP)			Camille Finlay (REP)			Dennis W. LeMieux (REP)			Tim Cheek (REP)			
	AV	Elec Day	TOTAL	AV	Elec Day	TOTAL	AV	Elec Day	TOTAL	AV	Elec Day	TOTAL	
ARMADA TOWNSHIP													
01	720	112	133	245	88	130	218	82	155	237	38	55	93
02	461	48	125	173	35	106	141	48	89	137	17	64	81
	1,181	160	258	418	123	236	359	130	244	374	55	119	174
TOTALS													
	1,181	160	258	418	123	236	359	130	244	374	55	119	174

■ Yellow in the TOTALS column means precinct hasn't reported
 N/A indicates AV (Absentee) results are included in Elec Day results



Election Results

Armada Twp Trustee Two 4-year terms

Official results, updated August 21, 9:05 PM

[Race List](#) | [Race Summary](#) | [Race Details](#) | [Race Details \(Printer Friendly\)](#)

POLL BOOK TOTALS	Al Goetzinger (REP)			Camille Finlay (REP)			Dennis W. LeMieux (REP)			Tim Cheek (REP)			
	AV	Elec Day	TOTAL	AV	Elec Day	TOTAL	AV	Elec Day	TOTAL	AV	Elec Day	TOTAL	
ARMADA TOWNSHIP													
01	720	112	133	245	88	130	218	82	155	237	38	55	93
02	461	48	125	173	35	106	141	48	89	137	17	64	81
	1,181	160	258	418	123	236	359	130	244	374	55	119	174
TOTALS													
	1,181	160	258	418	123	236	359	130	244	374	55	119	174

■ Yellow in the TOTALS column means precinct hasn't reported
N/A indicates AV (Absentee) results are included in Elec Day results



Election Results

Bruce Twp Supervisor One 4-year term

Official results, updated August 21, 9:05 PM

[Race List](#) | [Race Summary](#) | [Race Details](#) | [Race Details \(Printer Friendly\)](#)

POLL BOOK TOTALS	Carl Beauvais (REP)			James Tignanelli (REP)			Richard Cory (REP)			
	AV	Elec Day	TOTAL	AV	Elec Day	TOTAL	AV	Elec Day	TOTAL	
BRUCE TOWNSHIP										
01	462	4	9	13	58	58	116	62	127	189
02	824	8	36	44	106	150	256	130	229	359
03	460	10	25	35	86	82	168	49	99	148
04	540	7	43	50	56	93	149	68	138	206
	2,286	29	113	142	306	383	689	309	593	902
TOTALS										
	2,286	29	113	142	306	383	689	309	593	902

■ Yellow in the TOTALS column means precinct hasn't reported
 N/A indicates AV (Absentee) results are included in Elec Day results



Election Results

Bruce Twp Supervisor One 4-year term

Official results, updated August 21, 9:05 PM

[Race List](#) | [Race Summary](#) | [Race Details](#) | [Race Details \(Printer Friendly\)](#)

POLL BOOK TOTALS	Carl Beauvais (REP)			James Tignanelli (REP)			Richard Cory (REP)			
	AV	Elec Day	TOTAL	AV	Elec Day	TOTAL	AV	Elec Day	TOTAL	
BRUCE TOWNSHIP										
01	462	4	9	13	58	58	116	62	127	189
02	824	8	36	44	106	150	256	130	229	359
03	460	10	25	35	86	82	168	49	99	148
04	540	7	43	50	56	93	149	68	138	206
	2,286	29	113	142	306	383	689	309	593	902
TOTALS										
	2,286	29	113	142	306	383	689	309	593	902

 Yellow in the TOTALS column means precinct hasn't reported
 N/A indicates AV (Absentee) results are included in Elec Day results



Election Results

Bruce Twp Clerk One 4-year term

Official results, updated August 21, 9:05 PM

[Race List](#) | [Race Summary](#) | [Race Details](#) | [Race Details \(Printer Friendly\)](#)

POLL BOOK TOTALS	Dennis Jokinen (REP)			Reynard Bockart (REP)			Susan Brockmann (REP)			Trese Servitto-Smith (REP)			
	AV	Elec Day	TOTAL	AV	Elec Day	TOTAL	AV	Elec Day	TOTAL	AV	Elec Day	TOTAL	
BRUCE TOWNSHIP													
01	462	21	37	58	6	17	23	74	84	158	25	44	69
02	824	24	49	73	11	32	43	132	169	301	73	148	221
03	460	13	28	41	6	18	24	95	96	191	34	56	90
04	540	8	26	34	10	25	35	69	125	194	51	91	142
	2,286	66	140	206	33	92	125	370	474	844	183	339	522
TOTALS													
	2,286	66	140	206	33	92	125	370	474	844	183	339	522

■ Yellow in the TOTALS column means precinct hasn't reported
 N/A indicates AV (Absentee) results are included in Elec Day results



Election Results

Bruce Twp Clerk One 4-year term

Official results, updated August 21, 9:05 PM

[Race List](#) | [Race Summary](#) | [Race Details](#) | [Race Details \(Printer Friendly\)](#)

POLL BOOK TOTALS	Dennis Jokinen (REP)			Reynard Bockart (REP)			Susan Brockmann (REP)			Trese Servitto-Smith (REP)			
	AV	Elec Day	TOTAL	AV	Elec Day	TOTAL	AV	Elec Day	TOTAL	AV	Elec Day	TOTAL	
BRUCE TOWNSHIP													
01	462	21	37	58	6	17	23	74	84	158	25	44	69
02	824	24	49	73	11	32	43	132	169	301	73	148	221
03	460	13	28	41	6	18	24	95	96	191	34	56	90
04	540	8	26	34	10	25	35	69	125	194	51	91	142
	2,286	66	140	206	33	92	125	370	474	844	183	339	522
TOTALS													
	2,286	66	140	206	33	92	125	370	474	844	183	339	522

 Yellow in the TOTALS column means precinct hasn't reported
 N/A indicates AV (Absentee) results are included in Elec Day results



Bruce Twp Treasurer One 4-year term

Official results, updated August 21, 9:05 PM

[Race List](#) |
 [Race Summary](#) |
 [Race Details](#) |
 [Race Details \(Printer Friendly\)](#)

POLL BOOK TOTALS	Carol Marshall (REP)			Deborah S. Obrecht (REP)			
	AV	Elec Day	TOTAL	AV	Elec Day	TOTAL	
BRUCE TOWNSHIP							
01	462	45	41	86	83	154	237
02	824	64	94	158	179	329	508
03	460	64	71	135	90	138	228
04	540	33	73	106	102	206	308
	2,286	206	279	485	454	827	1,281
TOTALS							
	2,286	206	279	485	454	827	1,281

■ Yellow in the TOTALS column means precinct hasn't reported
N/A indicates AV (Absentee) results are included in Elec Day results



Bruce Twp Treasurer One 4-year term

Official results, updated August 21, 9:05 PM

[Race List](#) |
 [Race Summary](#) |
 [Race Details](#) |
 [Race Details \(Printer Friendly\)](#)

POLL BOOK TOTALS	Carol Marshall (REP)			Deborah S. Obrecht (REP)			
	AV	Elec Day	TOTAL	AV	Elec Day	TOTAL	
BRUCE TOWNSHIP							
01	462	45	41	86	83	154	237
02	824	64	94	158	179	329	508
03	460	64	71	135	90	138	228
04	540	33	73	106	102	206	308
	2,286	206	279	485	454	827	1,281
TOTALS							
	2,286	206	279	485	454	827	1,281

■ Yellow in the TOTALS column means precinct hasn't reported
N/A indicates AV (Absentee) results are included in Elec Day results



Election Results

Bruce Twp Trustee Two 4-year terms

Official results, updated August 21, 9:05 PM

[Race List](#) | [Race Summary](#) | [Race Details](#) | [Race Details \(Printer Friendly\)](#)

POLL BOOK TOTALS	Gary S. Anthony (REP)			Mark Falker (REP)			Paul Okoniewski (REP)			Ted Kasper (REP)			Zachary D. Fowler (DEM)			
	AV	Elec Day	TOTAL	AV	Elec Day	TOTAL	AV	Elec Day	TOTAL	AV	Elec Day	TOTAL	AV	Elec Day	TOTAL	
BRUCE TOWNSHIP																
01	462	36	50	86	75	102	177	59	48	107	40	76	116	22	44	66
02	824	87	100	187	111	216	327	109	168	277	87	159	246	18	45	63
03	460	32	40	72	71	120	191	71	84	155	65	77	142	17	24	41
04	540	45	73	118	63	137	200	53	108	161	55	98	153	16	42	58
	2,286	200	263	463	320	575	895	292	408	700	247	410	657	73	155	228
TOTALS																
	2,286	200	263	463	320	575	895	292	408	700	247	410	657	73	155	228

■ Yellow in the TOTALS column means precinct hasn't reported
 N/A indicates AV (Absentee) results are included in Elec Day results



Election Results

Bruce Twp Trustee Two 4-year terms

Official results, updated August 21, 9:05 PM

[Race List](#) | [Race Summary](#) | [Race Details](#) | [Race Details \(Printer Friendly\)](#)

POLL BOOK TOTALS	Gary S. Anthony (REP)			Mark Falker (REP)			Paul Okoniewski (REP)			Ted Kasper (REP)			Zachary D. Fowler (DEM)			
	AV	Elec Day	TOTAL	AV	Elec Day	TOTAL	AV	Elec Day	TOTAL	AV	Elec Day	TOTAL	AV	Elec Day	TOTAL	
BRUCE TOWNSHIP																
01	462	36	50	86	75	102	177	59	48	107	40	76	116	22	44	66
02	824	87	100	187	111	216	327	109	168	277	87	159	246	18	45	63
03	460	32	40	72	71	120	191	71	84	155	65	77	142	17	24	41
04	540	45	73	118	63	137	200	53	108	161	55	98	153	16	42	58
	2,286	200	263	463	320	575	895	292	408	700	247	410	657	73	155	228
TOTALS																
	2,286	200	263	463	320	575	895	292	408	700	247	410	657	73	155	228

■ Yellow in the TOTALS column means precinct hasn't reported
 N/A indicates AV (Absentee) results are included in Elec Day results



Election Results

Chesterfield Twp Supervisor One 4-year term

Official results, updated August 21, 9:05 PM

[Race List](#) | [Race Summary](#) | [Race Details](#) | [Race Details \(Printer Friendly\)](#)

POLL BOOK TOTALS	Michael Edward Lovelock (DEM)		
	AV	Elec Day	TOTAL

CHESTERFIELD TOWNSHIP				
Precinct	Total	AV	Elec Day	TOTAL
01	465	N/A	144	144
02	396	N/A	121	121
03	481	N/A	153	153
04	127	N/A	36	36
05	465	N/A	152	152
06	378	N/A	129	129
07	493	N/A	157	157
08	414	N/A	125	125
09	322	N/A	103	103
10	662	N/A	173	173
11	250	N/A	91	91
12	226	N/A	64	64
13	375	N/A	134	134
14	221	N/A	60	60
15	56	N/A	27	27
16	201	N/A	70	70
17	128	N/A	40	40
18	264	N/A	116	116
19	224	N/A	74	74

■ Yellow in the TOTALS column means precinct hasn't reported
N/A indicates AV (Absentee) results are included in Elec Day results



Election Results

Chesterfield Twp Supervisor One 4-year term

Official results, updated August 21, 9:05 PM

[Race List](#) | [Race Summary](#) | [Race Details](#) | [Race Details \(Printer Friendly\)](#)

POLL BOOK TOTALS	Michael Edward Lovelock (DEM)		
	AV	Elec Day	TOTAL

CHESTERFIELD TOWNSHIP				
Precinct	POLL BOOK TOTALS	AV	Elec Day	TOTAL
01	465	N/A	144	144
02	396	N/A	121	121
03	481	N/A	153	153
04	127	N/A	36	36
05	465	N/A	152	152
06	378	N/A	129	129
07	493	N/A	157	157
08	414	N/A	125	125
09	322	N/A	103	103
10	662	N/A	173	173
11	250	N/A	91	91
12	226	N/A	64	64
13	375	N/A	134	134
14	221	N/A	60	60
15	56	N/A	27	27
16	201	N/A	70	70
17	128	N/A	40	40
18	264	N/A	116	116
19	234	N/A	74	74
20	331	N/A	106	106
	6,489	N/A	2,075	2,075
TOTALS				
	6,489	0	2,075	2,075

■ Yellow in the TOTALS column means precinct hasn't reported
 N/A indicates AV (Absentee) results are included in Elec Day results



Election Results

Chesterfield Twp Clerk One 4-year term

Official results, updated August 21, 9:05 PM

[Race List](#) | [Race Summary](#) | [Race Details](#) | [Race Details \(Printer Friendly\)](#)

POLL BOOK TOTALS	Cindy Berry (REP)			Jan Uglis (DEM)			Michele D. Ficht (DEM)			
	AV	Elec Day	TOTAL	AV	Elec Day	TOTAL	AV	Elec Day	TOTAL	
CHESTERFIELD TOWNSHIP										
01	465	N/A	151	151	N/A	112	112	N/A	82	82
02	396	N/A	153	153	N/A	100	100	N/A	57	57
03	481	N/A	131	131	N/A	92	92	N/A	100	100
04	127	N/A	34	34	N/A	21	21	N/A	19	19
05	465	N/A	152	152	N/A	121	121	N/A	65	65
06	378	N/A	115	115	N/A	77	77	N/A	65	65
07	493	N/A	161	161	N/A	100	100	N/A	82	82
08	414	N/A	121	121	N/A	98	98	N/A	75	75
09	322	N/A	107	107	N/A	53	53	N/A	96	96
10	662	N/A	271	271	N/A	111	111	N/A	94	94
11	250	N/A	78	78	N/A	46	46	N/A	61	61
12	226	N/A	75	75	N/A	43	43	N/A	34	34
13	375	N/A	119	119	N/A	87	87	N/A	66	66
14	221	N/A	63	63	N/A	42	42	N/A	30	30
15	56	N/A	13	13	N/A	12	12	N/A	15	15
16	201	N/A	57	57	N/A	56	56	N/A	34	34
17	128	N/A	33	33	N/A	23	23	N/A	22	22
18	264	N/A	88	88	N/A	70	70	N/A	56	56
19	234	N/A	75	75	N/A	58	58	N/A	28	28

■ Yellow in the TOTALS column means precinct hasn't reported
 N/A indicates AV (Absentee) results are included in Elec Day results



Election Results

Chesterfield Twp Clerk One 4-year term

Official results, updated August 21, 9:05 PM

[Race List](#) | [Race Summary](#) | [Race Details](#) | [Race Details \(Printer Friendly\)](#)

POLL BOOK TOTALS	Cindy Berry (REP)			Jan Uglis (DEM)			Michele D. Ficht (DEM)			
	AV	Elec Day	TOTAL	AV	Elec Day	TOTAL	AV	Elec Day	TOTAL	
CHESTERFIELD TOWNSHIP										
01	465	N/A	151	151	N/A	112	112	N/A	82	82
02	396	N/A	153	153	N/A	100	100	N/A	57	57
03	481	N/A	131	131	N/A	92	92	N/A	100	100
04	127	N/A	34	34	N/A	21	21	N/A	19	19
05	465	N/A	152	152	N/A	121	121	N/A	65	65
06	378	N/A	115	115	N/A	77	77	N/A	65	65
07	493	N/A	161	161	N/A	100	100	N/A	82	82
08	414	N/A	121	121	N/A	98	98	N/A	75	75
09	322	N/A	107	107	N/A	53	53	N/A	96	96
10	662	N/A	271	271	N/A	111	111	N/A	94	94
11	250	N/A	78	78	N/A	46	46	N/A	61	61
12	226	N/A	75	75	N/A	43	43	N/A	34	34
13	375	N/A	119	119	N/A	87	87	N/A	66	66
14	221	N/A	63	63	N/A	42	42	N/A	30	30
15	56	N/A	13	13	N/A	12	12	N/A	15	15
16	201	N/A	57	57	N/A	56	56	N/A	34	34
17	128	N/A	33	33	N/A	23	23	N/A	22	22
18	264	N/A	88	88	N/A	70	70	N/A	56	56
19	234	N/A	75	75	N/A	58	58	N/A	28	28
20	331	N/A	110	110	N/A	77	77	N/A	55	55
	6,489	N/A	2,107	2,107	N/A	1,399	1,399	N/A	1,136	1,136
TOTALS										
	6,489	0	2,107	2,107	0	1,399	1,399	0	1,136	1,136

■ Yellow in the TOTALS column means precinct hasn't reported
 N/A indicates AV (Absentee) results are included in Elec Day results



Election Results

Chesterfield Twp Treasurer One 4-year term

Official results, updated August 21, 9:05 PM

[Race List](#) | [Race Summary](#) | [Race Details](#) | [Race Details \(Printer Friendly\)](#)

POLL BOOK TOTALS	Kathy Elliott (REP)			Marvin P. Stepnak (REP)			Linda Hartman (DEM)			Patrick Militello (DEM)		
	AV	Elec Day	TOTAL	AV	Elec Day	TOTAL	AV	Elec Day	TOTAL	AV	Elec Day	TOTAL

CHESTERFIELD TOWNSHIP													
01	465	N/A	101	101	N/A	73	73	N/A	119	119	N/A	58	58
02	396	N/A	90	90	N/A	84	84	N/A	93	93	N/A	53	53
03	481	N/A	96	96	N/A	68	68	N/A	107	107	N/A	82	82
04	127	N/A	23	23	N/A	20	20	N/A	21	21	N/A	20	20
05	465	N/A	91	91	N/A	74	74	N/A	114	114	N/A	60	60
06	378	N/A	55	55	N/A	80	80	N/A	78	78	N/A	62	62
07	493	N/A	106	106	N/A	79	79	N/A	99	99	N/A	88	88
08	414	N/A	74	74	N/A	67	67	N/A	89	89	N/A	63	63
09	322	N/A	73	73	N/A	47	47	N/A	81	81	N/A	55	55
10	662	N/A	171	171	N/A	145	145	N/A	119	119	N/A	81	81
11	250	N/A	65	65	N/A	32	32	N/A	53	53	N/A	49	49
12	226	N/A	59	59	N/A	25	25	N/A	38	38	N/A	39	39
13	375	N/A	85	85	N/A	57	57	N/A	94	94	N/A	56	56
14	221	N/A	37	37	N/A	42	42	N/A	31	31	N/A	41	41
15	56	N/A	9	9	N/A	4	4	N/A	20	20	N/A	7	7
16	201	N/A	33	33	N/A	34	34	N/A	51	51	N/A	33	33
17	128	N/A	27	27	N/A	13	13	N/A	29	29	N/A	10	10
18	264	N/A	61	61	N/A	32	32	N/A	93	93	N/A	33	33
19	234	N/A	47	47	N/A	41	41	N/A	59	59	N/A	25	25

■ Yellow in the TOTALS column means precinct hasn't reported
 N/A indicates AV (Absentee) results are included in Elec Day results



Election Results

Chesterfield Twp Treasurer One 4-year term

Official results, updated August 21, 9:05 PM

[Race List](#) | [Race Summary](#) | [Race Details](#) | [Race Details \(Printer Friendly\)](#)

POLL BOOK TOTALS	Kathy Elliott (REP)			Marvin P. Stepnak (REP)			Linda Hartman (DEM)			Patrick Militello (DEM)		
	AV	Elec Day	TOTAL	AV	Elec Day	TOTAL	AV	Elec Day	TOTAL	AV	Elec Day	TOTAL

CHESTERFIELD TOWNSHIP													
01	465	N/A	101	101	N/A	73	73	N/A	119	119	N/A	58	58
02	396	N/A	90	90	N/A	84	84	N/A	93	93	N/A	53	53
03	481	N/A	96	96	N/A	68	68	N/A	107	107	N/A	82	82
04	127	N/A	23	23	N/A	20	20	N/A	21	21	N/A	20	20
05	465	N/A	91	91	N/A	74	74	N/A	114	114	N/A	60	60
06	378	N/A	55	55	N/A	80	80	N/A	78	78	N/A	62	62
07	493	N/A	106	106	N/A	79	79	N/A	99	99	N/A	88	88
08	414	N/A	74	74	N/A	67	67	N/A	89	89	N/A	63	63
09	322	N/A	73	73	N/A	47	47	N/A	81	81	N/A	55	55
10	662	N/A	171	171	N/A	145	145	N/A	119	119	N/A	81	81
11	250	N/A	65	65	N/A	32	32	N/A	53	53	N/A	49	49
12	226	N/A	59	59	N/A	25	25	N/A	38	38	N/A	39	39
13	375	N/A	85	85	N/A	57	57	N/A	94	94	N/A	56	56
14	221	N/A	37	37	N/A	42	42	N/A	31	31	N/A	41	41
15	56	N/A	9	9	N/A	4	4	N/A	20	20	N/A	7	7
16	201	N/A	33	33	N/A	34	34	N/A	51	51	N/A	33	33
17	128	N/A	27	27	N/A	13	13	N/A	29	29	N/A	10	10
18	264	N/A	61	61	N/A	32	32	N/A	93	93	N/A	33	33
19	234	N/A	47	47	N/A	41	41	N/A	59	59	N/A	25	25
20	331	N/A	68	68	N/A	64	64	N/A	88	88	N/A	47	47
	6,489	N/A	1,371	1,371	N/A	1,081	1,081	N/A	1,476	1,476	N/A	962	962
TOTALS													
	6,489	0	1,371	1,371	0	1,081	1,081	0	1,476	1,476	0	962	962

■ Yellow in the TOTALS column means precinct hasn't reported
 N/A indicates AV (Absentee) results are included in Elec Day results



Election Results

Chesterfield Twp Trustee Four 4-year terms

Official results, updated August 21, 9:05 PM

[Race List](#) | [Race Summary](#) | [Race Details](#) | [Race Details \(Printer Friendly\)](#)

POLL BOOK TOTALS	Brian Scott DeMuynck (REP)			Cyndi Gagleard (REP)			David M. Joseph (REP)			Henry A. Anderson (REP)			Thomas R. Yaschen (REP)			Christine Bell (DEM)			Jerry A. (DE		
	AV	Elec Day	TOTAL	AV	Elec Day	TOTAL	AV	Elec Day	TOTAL	AV	Elec Day	TOTAL	AV	Elec Day	TOTAL	AV	Elec Day	TOTAL	AV	Elec Day	
CHESTERFIELD TOWNSHIP																					
01	465	N/A	108	108	N/A	106	106	N/A	112	112	N/A	103	103	N/A	75	75	N/A	138	138	N/A	8
02	396	N/A	106	106	N/A	88	88	N/A	124	124	N/A	95	95	N/A	89	89	N/A	95	95	N/A	7
03	481	N/A	109	109	N/A	101	101	N/A	116	116	N/A	99	99	N/A	83	83	N/A	112	112	N/A	8
04	127	N/A	24	24	N/A	22	22	N/A	30	30	N/A	24	24	N/A	23	23	N/A	33	33	N/A	2
05	465	N/A	98	98	N/A	99	99	N/A	115	115	N/A	109	109	N/A	75	75	N/A	131	131	N/A	8
06	378	N/A	86	86	N/A	70	70	N/A	84	84	N/A	84	84	N/A	62	62	N/A	103	103	N/A	6
07	493	N/A	117	117	N/A	118	118	N/A	115	115	N/A	119	119	N/A	83	83	N/A	131	131	N/A	9
08	414	N/A	84	84	N/A	59	59	N/A	88	88	N/A	66	66	N/A	55	55	N/A	101	101	N/A	6
09	322	N/A	80	80	N/A	60	60	N/A	114	114	N/A	79	79	N/A	51	51	N/A	92	92	N/A	6
10	662	N/A	220	220	N/A	165	165	N/A	216	216	N/A	179	179	N/A	156	156	N/A	130	130	N/A	10
11	250	N/A	72	72	N/A	64	64	N/A	75	75	N/A	56	56	N/A	48	48	N/A	65	65	N/A	4
12	226	N/A	56	56	N/A	54	54	N/A	59	59	N/A	53	53	N/A	40	40	N/A	62	62	N/A	4
13	375	N/A	104	104	N/A	76	76	N/A	95	95	N/A	77	77	N/A	59	59	N/A	114	114	N/A	5
14	221	N/A	50	50	N/A	42	42	N/A	57	57	N/A	43	43	N/A	38	38	N/A	47	47	N/A	2
15	56	N/A	6	6	N/A	10	10	N/A	6	6	N/A	7	7	N/A	6	6	N/A	24	24	N/A	1
16	201	N/A	45	45	N/A	34	34	N/A	37	37	N/A	34	34	N/A	22	22	N/A	49	49	N/A	4
17	128	N/A	29	29	N/A	25	25	N/A	27	27	N/A	18	18	N/A	26	26	N/A	23	23	N/A	1

 Yellow in the TOTALS column means precinct hasn't reported
 N/A indicates AV (Absentee) results are included in Elec Day results



Election Results

Chesterfield Twp Trustee Four 4-year terms

Official results, updated August 21, 9:05 PM

[Race List](#) | [Race Summary](#) | [Race Details](#) | [Race Details \(Printer Friendly\)](#)

POLL BOOK TOTALS	Brian Scott DeMuynck (REP)			Cyndi Gagleard (REP)			David M. Joseph (REP)			Henry A. Anderson (REP)			Thomas R. Yaschen (REP)			Christine Bell (DEM)			Jerry Alexie (DEM)			John Grivas (DEM)			Keith Nelson (DEM)			Tom Scott (DEM)			
	AV	Elec Day	TOTAL	AV	Elec Day	TOTAL	AV	Elec Day	TOTAL	AV	Elec Day	TOTAL	AV	Elec Day	TOTAL	AV	Elec Day	TOTAL	AV	Elec Day	TOTAL	AV	Elec Day	TOTAL	AV	Elec Day	TOTAL	AV	Elec Day	TOTAL	
CHESTERFIELD TOWNSHIP																															
01	465	N/A	108	108	N/A	106	106	N/A	112	112	N/A	103	103	N/A	75	75	N/A	138	138	N/A	89	89	N/A	94	94	N/A	104	104	N/A	101	101
02	396	N/A	106	106	N/A	88	88	N/A	124	124	N/A	95	95	N/A	89	89	N/A	95	95	N/A	74	74	N/A	87	87	N/A	82	82	N/A	78	78
03	481	N/A	109	109	N/A	101	101	N/A	116	116	N/A	99	99	N/A	83	83	N/A	112	112	N/A	80	80	N/A	113	113	N/A	103	103	N/A	98	98
04	127	N/A	24	24	N/A	22	22	N/A	30	30	N/A	24	24	N/A	23	23	N/A	33	33	N/A	24	24	N/A	21	21	N/A	26	26	N/A	25	25
05	465	N/A	98	98	N/A	99	99	N/A	115	115	N/A	109	109	N/A	75	75	N/A	131	131	N/A	80	80	N/A	93	93	N/A	118	118	N/A	103	103
06	378	N/A	86	86	N/A	70	70	N/A	84	84	N/A	84	84	N/A	62	62	N/A	103	103	N/A	68	68	N/A	77	77	N/A	76	76	N/A	82	82
07	493	N/A	117	117	N/A	118	118	N/A	115	115	N/A	119	119	N/A	83	83	N/A	131	131	N/A	95	95	N/A	88	88	N/A	93	93	N/A	99	99
08	414	N/A	84	84	N/A	59	59	N/A	88	88	N/A	66	66	N/A	55	55	N/A	101	101	N/A	63	63	N/A	80	80	N/A	75	75	N/A	84	84
09	322	N/A	80	80	N/A	60	60	N/A	114	114	N/A	79	79	N/A	51	51	N/A	92	92	N/A	67	67	N/A	80	80	N/A	72	72	N/A	72	72
10	662	N/A	220	220	N/A	165	165	N/A	216	216	N/A	179	179	N/A	156	156	N/A	130	130	N/A	104	104	N/A	107	107	N/A	116	116	N/A	113	113
11	250	N/A	72	72	N/A	64	64	N/A	75	75	N/A	56	56	N/A	48	48	N/A	65	65	N/A	49	49	N/A	47	47	N/A	58	58	N/A	60	60
12	226	N/A	56	56	N/A	54	54	N/A	59	59	N/A	53	53	N/A	40	40	N/A	62	62	N/A	42	42	N/A	40	40	N/A	44	44	N/A	44	44
13	375	N/A	104	104	N/A	76	76	N/A	95	95	N/A	77	77	N/A	59	59	N/A	114	114	N/A	57	57	N/A	85	85	N/A	91	91	N/A	86	86
14	221	N/A	50	50	N/A	42	42	N/A	57	57	N/A	43	43	N/A	38	38	N/A	47	47	N/A	29	29	N/A	38	38	N/A	47	47	N/A	41	41
15	56	N/A	6	6	N/A	10	10	N/A	6	6	N/A	7	7	N/A	6	6	N/A	24	24	N/A	10	10	N/A	11	11	N/A	10	10	N/A	16	16
16	201	N/A	45	45	N/A	34	34	N/A	37	37	N/A	34	34	N/A	22	22	N/A	49	49	N/A	44	44	N/A	42	42	N/A	51	51	N/A	43	43
17	128	N/A	29	29	N/A	25	25	N/A	27	27	N/A	18	18	N/A	26	26	N/A	23	23	N/A	18	18	N/A	22	22	N/A	23	23	N/A	22	22
18	264	N/A	62	62	N/A	56	56	N/A	62	62	N/A	44	44	N/A	26	26	N/A	94	94	N/A	53	53	N/A	77	77	N/A	76	76	N/A	69	69
19	234	N/A	59	59	N/A	57	57	N/A	65	65	N/A	51	51	N/A	52	52	N/A	66	66	N/A	48	48	N/A	46	46	N/A	56	56	N/A	62	62
20	331	N/A	92	92	N/A	80	80	N/A	90	90	N/A	76	76	N/A	69	69	N/A	90	90	N/A	67	67	N/A	70	70	N/A	89	89	N/A	64	64
	6,489	N/A	1,607	1,607	N/A	1,386	1,386	N/A	1,687	1,687	N/A	1,416	1,416	N/A	1,138	1,138	N/A	1,700	1,700	N/A	1,161	1,161	N/A	1,318	1,318	N/A	1,410	1,410	N/A	1,362	1,362
TOTALS																															
	6,489	0	1,607	1,607	0	1,386	1,386	0	1,687	1,687	0	1,416	1,416	0	1,138	1,138	0	1,700	1,700	0	1,161	1,161	0	1,318	1,318	0	1,410	1,410	0	1,362	1,362

Yellow in the TOTALS column means precinct hasn't reported
N/A indicates AV (Absentee) results are included in Elec Day results



Election Results

Clinton Twp Supervisor One 4-year term

Official results, updated August 21, 9:05 PM

[Race List](#) | [Race Summary](#) | [Race Details](#) | [Race Details \(Printer Friendly\)](#)

POLL BOOK TOTALS	Robert J. Cannon (REP)		
	AV	Elec Day	TOTAL

CLINTON TOWNSHIP				
01	396	91	55	146
02	153	26	33	59
03	232	23	24	47
04	76	15	6	21
05	193	2	7	9
06	352	52	44	96
07	241	31	32	63
08	265	31	48	79
09	187	29	30	59
10	459	92	87	179
11	278	25	46	71
12	169	19	35	54
13	349	25	54	79
14	166	17	26	43
15	306	37	50	87
16	374	81	71	152
17	253	30	43	73
18	357	69	63	132
19	466	108	69	177

■ Yellow in the TOTALS column means precinct hasn't reported
N/A indicates AV (Absentee) results are included in Elec Day results



Election Results

Clinton Twp Supervisor One 4-year term

Official results, updated August 21, 9:05 PM

[Race List](#) | [Race Summary](#) | [Race Details](#) | [Race Details \(Printer Friendly\)](#)

POLL BOOK TOTALS	Robert J. Cannon (REP)		
	AV	Elec Day	TOTAL

CLINTON TOWNSHIP				
01	396	91	55	146
02	153	26	33	59
03	232	23	24	47
04	76	15	6	21
05	193	2	7	9
06	352	52	44	96
07	241	31	32	63
08	265	31	48	79
09	187	29	30	59
10	459	92	87	179
11	278	25	46	71
12	169	19	35	54
13	349	25	54	79
14	166	17	26	43
15	306	37	50	87
16	374	81	71	152
17	253	30	43	73
18	357	69	63	132
19	466	108	69	177
20	36	2	6	8
21	222	35	19	54
22	325	42	33	75
23	505	98	88	186
24	313	56	63	119
25	273	34	39	73
26	421	58	93	151
27	396	83	73	156
28	189	24	16	40
29	522	97	129	226
30	300	52	48	100
31	280	33	37	70
32	315	69	35	104
33	414	57	83	140
34	110	5	25	30

35	720	137	94	231
36	322	68	49	117
37	572	117	70	187
38	337	39	82	121
39	335	54	52	106
40	507	59	127	186
41	376	49	55	104
42	344	58	46	104
43	219	40	42	82
44	596	111	91	202
45	373	69	69	138
46	567	166	68	234
	15,161	2,515	2,455	4,970
TOTALS				
	15,161	2,515	2,455	4,970

■ Yellow in the TOTALS column means precinct hasn't reported
N/A indicates AV (Absentee) results are included in Elec Day results



Election Results

Clinton Twp Clerk One 4-year term

Official results, updated August 21, 9:05 PM

[Race List](#) | [Race Summary](#) | [Race Details](#) | [Race Details \(Printer Friendly\)](#)

POLL BOOK TOTALS	Kim Meltzer (REP)			George Fitzgerald (DEM)			
	AV	Elec Day	TOTAL	AV	Elec Day	TOTAL	
CLINTON TOWNSHIP							
01	396	91	60	151	48	48	96
02	153	25	31	56	20	19	39
03	232	20	22	42	40	52	92
04	76	15	7	22	17	11	28
05	193	2	8	10	27	93	120
06	352	50	41	91	47	47	94
07	241	33	33	66	33	51	84
08	265	31	54	85	39	45	84
09	187	28	30	58	19	40	59
10	459	97	92	189	40	52	92
11	278	22	52	74	34	65	99
12	169	19	37	56	25	27	52
13	349	23	57	80	49	89	138
14	166	17	28	45	24	24	48
15	306	32	54	86	27	56	83
16	374	83	68	151	67	34	101
17	253	31	38	69	30	42	72
18	357	68	64	132	43	35	78
19	466	120	69	189	64	28	92

■ Yellow in the TOTALS column means precinct hasn't reported
 N/A indicates AV (Absentee) results are included in Elec Day results



Election Results

Clinton Twp Clerk One 4-year term

Official results, updated August 21, 9:05 PM

[Race List](#) | [Race Summary](#) | [Race Details](#) | [Race Details \(Printer Friendly\)](#)

POLL BOOK TOTALS	Kim Meltzer (REP)			George Fitzgerald (DEM)			
	AV	Elec Day	TOTAL	AV	Elec Day	TOTAL	
CLINTON TOWNSHIP							
01	396	91	60	151	48	48	96
02	153	25	31	56	20	19	39
03	232	20	22	42	40	52	92
04	76	15	7	22	17	11	28
05	193	2	8	10	27	93	120
06	352	50	41	91	47	47	94
07	241	33	33	66	33	51	84
08	265	31	54	85	39	45	84
09	187	28	30	58	19	40	59
10	459	97	92	189	40	52	92
11	278	22	52	74	34	65	99
12	169	19	37	56	25	27	52
13	349	23	57	80	49	89	138
14	166	17	28	45	24	24	48
15	306	32	54	86	27	56	83
16	374	83	68	151	67	34	101
17	253	31	38	69	30	42	72
18	357	68	64	132	43	35	78
19	466	120	69	189	64	28	92
20	36	2	7	9	5	16	21
21	222	34	19	53	44	34	78
22	325	39	33	72	74	74	148
23	505	101	94	195	69	58	127
24	313	57	65	122	45	30	75
25	273	42	42	84	36	41	77
26	421	64	96	160	46	49	95
27	396	86	83	169	49	52	101
28	189	24	17	41	47	46	93
29	522	100	140	240	56	58	114
30	300	54	47	101	35	57	92
31	280	31	37	68	19	61	80
32	315	77	41	118	42	37	79
33	414	61	83	144	55	59	114
34	110	6	26	32	9	40	49

35	720	140	97	237	128	85	213
36	322	73	56	129	41	54	95
37	572	115	80	195	83	78	161
38	337	42	92	134	20	49	69
39	335	59	55	114	51	35	86
40	507	59	126	185	57	61	118
41	376	53	55	108	80	43	123
42	344	59	45	104	70	59	129
43	219	41	40	81	25	30	55
44	596	62	91	153	19	63	82
45	373	70	78	148	54	48	102
46	567	170	65	235	104	59	163
	15,161	2,528	2,555	5,083	2,056	2,234	4,290
TOTALS							
	15,161	2,528	2,555	5,083	2,056	2,234	4,290

■ Yellow in the TOTALS column means precinct hasn't reported
N/A indicates AV (Absentee) results are included in Elec Day results



Election Results

Clinton Twp Treasurer One 4-year term

Official results, updated August 21, 9:05 PM

[Race List](#) | [Race Summary](#) | [Race Details](#) | [Race Details \(Printer Friendly\)](#)

POLL BOOK TOTALS	Jason M. Davidson (DEM)			William J. Sowerby (DEM)			
	AV	Elec Day	TOTAL	AV	Elec Day	TOTAL	
CLINTON TOWNSHIP							
01	396	20	29	49	69	44	113
02	153	14	12	26	19	22	41
03	232	14	34	48	45	41	86
04	76	4	4	8	20	13	33
05	193	6	45	51	31	77	108
06	352	14	26	40	69	48	117
07	241	11	24	35	51	43	94
08	265	10	16	26	46	48	94
09	187	19	28	47	23	26	49
10	459	13	26	39	74	56	130
11	278	12	40	52	33	59	92
12	169	10	8	18	27	30	57
13	349	19	58	77	48	73	121
14	166	5	14	19	32	27	59
15	306	16	29	45	46	65	111
16	374	18	13	31	71	40	111
17	253	2	13	15	51	52	103
18	357	16	13	29	71	45	116
19	466	16	22	38	90	43	133

■ Yellow in the TOTALS column means precinct hasn't reported
N/A indicates AV (Absentee) results are included in Elec Day results



Election Results

Clinton Twp Treasurer One 4-year term

Official results, updated August 21, 9:05 PM

[Race List](#) | [Race Summary](#) | [Race Details](#) | [Race Details \(Printer Friendly\)](#)

POLL BOOK TOTALS	Jason M. Davidson (DEM)			William J. Sowerby (DEM)			
	AV	Elec Day	TOTAL	AV	Elec Day	TOTAL	
CLINTON TOWNSHIP							
01	396	20	29	49	69	44	113
02	153	14	12	26	19	22	41
03	232	14	34	48	45	41	86
04	76	4	4	8	20	13	33
05	193	6	45	51	31	77	108
06	352	14	26	40	69	48	117
07	241	11	24	35	51	43	94
08	265	10	16	26	46	48	94
09	187	19	28	47	23	26	49
10	459	13	26	39	74	56	130
11	278	12	40	52	33	59	92
12	169	10	8	18	27	30	57
13	349	19	58	77	48	73	121
14	166	5	14	19	32	27	59
15	306	16	29	45	46	65	111
16	374	18	13	31	71	40	111
17	253	2	13	15	51	52	103
18	357	16	13	29	71	45	116
19	466	16	22	38	90	43	133
20	36	4	11	15	0	7	7
21	222	13	11	24	56	30	86
22	325	14	24	38	79	67	146
23	505	19	36	55	92	47	139
24	313	13	12	25	55	38	93
25	273	11	21	32	50	41	91
26	421	15	22	37	69	46	115
27	396	20	17	37	60	46	106
28	189	17	17	34	39	32	71
29	522	17	30	47	71	58	129
30	300	5	23	28	56	64	120
31	280	13	22	35	27	63	90
32	315	16	10	26	54	36	90
33	414	25	32	57	78	45	123
34	110	1	23	24	12	16	28

35	720	48	46	94	146	73	219
36	322	11	18	29	52	51	103
37	572	34	37	71	114	82	196
38	337	6	22	28	40	56	96
39	335	20	14	34	85	48	133
40	507	15	38	53	72	82	154
41	376	29	30	59	67	50	117
42	344	16	25	41	77	46	123
43	219	10	12	22	40	37	77
44	596	8	34	42	28	63	91
45	373	22	32	54	57	48	105
46	567	30	27	57	120	46	166
	15,161	691	1,100	1,791	2,612	2,170	4,782
TOTALS							
	15,161	691	1,100	1,791	2,612	2,170	4,782

■ Yellow in the TOTALS column means precinct hasn't reported
N/A indicates AV (Absentee) results are included in Elec Day results



Election Results

Clinton Twp Trustee Four 4-year terms

Official results, updated August 21, 9:05 PM

[Race List](#) | [Race Summary](#) | [Race Details](#) | [Race Details \(Printer Friendly\)](#)

POLL BOOK TOTALS	David Pierce (REP)			Leo J. Melise (REP)			Mark Gielniak (REP)			Mike Aiello (REP)			William Joseph Wilson (REP)			Dean Joseph Reynolds (DEM)		
	AV	Elec Day	TOTAL	AV	Elec Day	TOTAL	AV	Elec Day	TOTAL	AV	Elec Day	TOTAL	AV	Elec Day	TOTAL	AV	Elec Day	
CLINTON TOWNSHIP																		
01	396	51	47	98	55	36	91	56	41	97	50	35	85	35	28	63	37	40
02	153	17	23	40	11	21	32	16	18	34	13	16	29	9	8	17	17	18
03	232	14	16	30	17	13	30	15	14	29	16	14	30	10	6	16	35	49
04	76	7	4	11	3	3	6	8	6	14	9	6	15	8	6	14	9	9
05	193	2	7	9	1	5	6	1	3	4	1	4	5	0	4	4	19	70
06	352	36	22	58	29	18	47	27	21	48	31	27	58	21	19	40	29	41
07	241	22	25	47	19	10	29	25	19	44	25	16	41	13	10	23	30	32
08	265	20	30	50	17	28	45	17	32	49	21	31	52	19	22	41	23	29
09	187	20	18	38	16	11	27	23	20	43	19	20	39	21	15	36	21	28
10	459	53	55	108	68	78	146	52	43	95	55	67	122	36	29	65	51	57
11	278	14	36	50	10	22	32	11	26	37	16	28	44	8	23	31	25	58
12	169	16	24	40	14	24	38	11	20	31	16	22	38	9	14	23	17	17
13	349	11	37	48	12	39	51	7	27	34	14	35	49	10	24	34	33	69
14	166	13	18	31	11	14	25	8	17	25	12	13	25	6	11	17	23	28
15	306	25	36	61	23	25	48	24	27	51	19	28	47	11	17	28	22	47
16	374	58	49	107	47	30	77	49	37	86	61	44	105	39	31	70	37	26
17	253	16	22	38	19	20	39	16	13	29	20	26	46	14	18	32	24	24

 Yellow in the TOTALS column means precinct hasn't reported
 N/A indicates AV (Absentee) results are included in Elec Day results



Clinton Twp Trustee
Four 4-year terms

Official results, updated August 21, 9:05 PM

[Race List](#) | [Race Summary](#) | [Race Details](#) | [Race Details \(Printer Friendly\)](#)

POLL BOOK TOTALS	David Pierce (REP)			Leo J. Mellise (REP)			Mark Gielniak (REP)			Mike Aiello (REP)			William Joseph Wilson (REP)			Dean Joseph Reynolds (DEM)			Ernest Horning (DEM)			Jenifer Jo West (DEM)			Kenneth Pearl (DEM)			Kirkanne Moseley (DEM)			Paul Gielegem (DEM)				
	AV	Elec Day	TOTAL	AV	Elec Day	TOTAL	AV	Elec Day	TOTAL	AV	Elec Day	TOTAL	AV	Elec Day	TOTAL	AV	Elec Day	TOTAL	AV	Elec Day	TOTAL	AV	Elec Day	TOTAL	AV	Elec Day	TOTAL	AV	Elec Day	TOTAL	AV	Elec Day	TOTAL	AV	Elec Day
CLINTON TOWNSHIP																																			
01	396	51	47	98	55	36	91	56	41	97	50	35	85	35	28	63	37	40	77	52	28	80	52	40	92	54	53	107	21	29	50	54	38	92	
02	153	17	23	40	11	21	32	16	18	34	13	16	29	9	8	17	17	18	35	17	17	34	30	23	53	17	15	32	11	5	16	27	29	56	
03	232	14	16	30	17	13	30	15	14	29	16	14	30	10	6	16	35	49	84	36	30	66	26	42	68	37	42	79	21	25	46	45	59	104	
04	76	7	4	11	3	3	6	8	6	14	9	6	15	8	6	14	9	5	14	15	4	19	20	9	29	19	13	32	5	6	11	22	12	34	
05	193	2	7	9	1	5	6	1	3	4	1	4	5	0	4	4	19	70	89	21	34	55	28	67	95	14	58	72	15	36	51	25	61	86	
06	352	36	22	58	29	18	47	27	21	48	31	27	58	21	19	40	29	41	70	29	29	58	54	39	93	44	37	81	21	17	38	64	52	116	
07	241	22	25	47	19	10	29	25	19	44	25	16	41	13	10	23	30	32	62	39	29	68	34	40	74	36	25	61	13	21	34	46	55	101	
08	265	20	30	50	17	28	45	17	32	49	21	31	52	19	22	41	23	25	48	32	31	63	28	30	58	31	28	59	18	21	39	51	46	97	
09	187	20	18	38	16	11	27	23	20	43	19	20	39	21	15	36	21	28	49	23	27	50	26	30	56	27	29	56	12	8	20	34	36	70	
10	459	53	55	108	68	78	146	52	43	95	55	67	122	36	29	65	51	57	108	40	32	72	51	36	87	53	58	111	15	26	41	72	68	140	
11	278	14	36	50	10	22	32	11	26	37	16	28	44	8	23	31	25	58	83	20	37	57	27	48	75	24	44	68	9	20	29	33	72	105	
12	169	16	24	40	14	24	38	11	20	31	16	22	38	9	14	23	17	17	34	21	15	36	23	21	44	20	19	39	9	13	22	31	23	54	
13	349	11	37	48	12	39	51	7	27	34	14	35	49	10	24	34	33	65	98	37	58	95	45	60	105	36	59	95	16	39	55	51	96	147	
14	166	13	18	31	11	14	25	8	17	25	12	13	25	6	11	17	23	28	51	17	22	39	20	18	38	24	26	50	5	12	17	32	33	65	
15	306	25	36	61	23	25	48	24	27	51	19	28	47	11	17	28	22	47	69	30	33	63	40	47	87	30	35	65	13	27	40	53	63	116	
16	374	58	49	107	47	30	77	49	37	86	61	44	105	39	31	70	37	26	63	50	24	74	59	38	97	54	31	85	22	16	38	63	45	108	
17	253	16	22	38	19	20	39	16	13	29	20	26	46	14	18	32	24	24	48	21	20	41	24	24	48	29	31	60	8	15	23	48	52	100	
18	357	41	44	85	37	29	66	41	40	81	44	53	97	21	28	49	43	37	80	47	26	73	57	37	94	44	29	73	21	14	35	70	47	117	
19	466	80	52	132	81	52	133	67	44	111	79	58	137	39	32	71	52	37	89	56	25	81	45	31	76	68	54	122	20	17	37	83	46	129	
20	36	2	6	8	1	4	5	1	3	4	3	4	7	2	3	5	0	4	4	2	8	10	3	12	15	2	8	10	2	10	12	1	5	6	
21	222	26	16	42	15	5	20	21	10	31	17	18	35	14	8	22	23	24	47	35	19	54	43	24	67	35	25	60	15	19	34	57	32	89	
22	325	29	23	52	24	15	39	24	23	47	19	18	37	20	20	40	23	49	72	48	23	71	63	54	117	52	63	115	31	28	59	74	51	125	
23	505	63	66	129	60	48	108	55	52	107	63	68	131	31	38	69	44	47	91	80	45	125	54	40	94	65	49	114	20	27	47	64	55	119	
24	313	34	40	74	30	32	62	29	36	65	33	43	76	29	28	57	33	26	59	38	24	62	40	30	70	30	27	57	11	15	26	56	42	98	
25	273	29	32	61	13	19	32	16	28	44	23	26	49	21	18	39	29	35	64	39	19	58	35	34	69	42	40	82	18	20	38	42	40	82	
26	421	47	73	120	36	54	90	38	50	88	37	74	111	27	34	61	41	49	90	45	32	77	55	38	93	43	52	95	22	21	43	72	52	124	
27	396	47	48	95	42	29	71	46	38	84	53	53	106	33	24	57	39	33	72	47	29	76	48	44	92	55	44	99	20	21	41	55	41	96	
28	189	16	12	28	13	8	21	20	10	30	18	9	27	9	12	21	25	23	48	34	16	50	40	34	74	25	27	52	22	23	45	33	33	66	
29	522	74	81	155	57	68	125	62	66	128	52	82	134	48	57	105	49	44	93	49	34	83	57	52	109	51	61	112	25	20	45	68	54	122	
30	300	31	34	65	23	27	50	27	21	48	31	33	64	20	21	41	28	49	77	39	37	76	32	38	70	28	43	71	10	18	28	46	66	112	
31	280	16	30	46	18	22	40	19	26	45	24	25	49	20	18	38	18	36	54	16	30	46	24	57	81	21	40	61	8	28	36	33	64	97	
32	315	50	31	81	43	17	60	44	17	61	48	21	69	34	11	45	20	18	38	40	22	62	46	21	67	36	31	67	24	16	40	54	30	84	
33	414	43	56	99	37	62	99	39	44	83	41	48	89	27	33	60	48	38	86	57	26	83	64	46	110	56	52	108	25	35	60	81	62	143	
34	110	2	17	19	2	13	15	4	11	15	5	10	15	4	11	15	6	26	32	6	16	22	10	33	43	11	30	41	6	23	29	11	12	23	
35	720	91	63	154	78	40	118	80	49	129	101	69	170	63	37	100	102	75	177	106	57	163	123	63	186	125	74	199	44	36	80	145	76	221	
36	322	44	30	74	37	20	57	41	28	69	49	35	84	25	21	46	25	34	59	33	33	66	34	33	67	30	34	64	6	20	26	49	52	101	
37	572	71	54	125	61	44	105	66	45	111	73	59	132	50	37	87	55	63	118	83	54	137	88	70	158	83	75	158	39	38	77	118	73	191	
38	337	23	63	86	17	37	54	21	43	64	24	53	77	22	27	49	22	40	62	21	27	48	34	40	74	33	49	82	12	28	40	40	44	84	
39	335	30	41	71	21	27	48	25	36	61	34	32	66	21	28	49	55	35	90	65	27	92	68	29	97	68	43	111	22	16	38	88	47	135	
40	507	36	78	114	33	61	94	37	64	101	44	97	141	29	38	67	55	67	122	51	44	95	40	56	96	53	68	121	14	26	40	76	78	154	
41	376	38	32	70	20	20	40	30	20	50	28	38	66	21	19	40	47	37	84	58	22	80	71	42	113	52	41	93	32	21	53	59	47	106	
42	344	35	25	60	31	13	44	41	25	66	39	30	69	31	21	52	39	34	73	47	21	68	79	49	128	53	29	82	35	26	61	69	34	103	

43	219	25	29	54	22	19	41	19	17	36	18	29	47	12	18	30	34	21	55	29	25	54	37	26	63	33	21	54	7	12	19	41	31	72
44	596	76	57	133	63	44	107	71	40	111	63	54	117	54	36	90	19	54	73	14	43	57	20	58	78	22	61	83	9	27	36	23	55	78
45	373	49	47	96	34	39	73	29	39	68	39	49	88	35	32	67	44	41	85	40	34	74	45	52	97	37	50	87	18	21	39	52	57	109
46	567	110	41	151	86	27	113	99	40	139	109	38	147	78	30	108	78	44	122	85	23	108	101	39	140	102	46	148	39	25	64	96	35	131
	15,161	1,653	1,690	3,343	1,407	1,292	2,699	1,478	1,349	2,827	1,609	1,658	3,267	1,109	1,025	2,134	1,548	1,750	3,298	1,810	1,311	3,121	2,043	1,794	3,837	1,904	1,869	3,773	811	987	1,798	2,507	2,201	4,708
TOTALS																																		
	15,161	1,653	1,690	3,343	1,407	1,292	2,699	1,478	1,349	2,827	1,609	1,658	3,267	1,109	1,025	2,134	1,548	1,750	3,298	1,810	1,311	3,121	2,043	1,794	3,837	1,904	1,869	3,773	811	987	1,798	2,507	2,201	4,708

■ Yellow in the TOTALS column means precinct hasn't reported
 N/A indicates AV (Absentee) results are included in Elec Day results



Election Results

Harrison Twp Supervisor One 4-year term

Official results, updated August 21, 9:05 PM

[Race List](#) | [Race Summary](#) | [Race Details](#) | [Race Details \(Printer Friendly\)](#)

POLL BOOK TOTALS	Bill Servial (REP)			Kenneth J. Verkest (REP)			
	AV	Elec Day	TOTAL	AV	Elec Day	TOTAL	
HARRISON TOWNSHIP							
01	452	39	52	91	70	65	135
02	470	24	40	64	72	81	153
03	338	24	38	62	41	87	128
04	666	29	65	94	128	170	298
05	668	77	83	160	96	184	280
06	565	30	76	106	83	163	246
07	683	71	72	143	113	146	259
08	324	16	28	44	36	45	81
09	513	69	50	119	110	93	203
10	392	20	54	74	50	99	149
	5,071	399	558	957	799	1,133	1,932
TOTALS							
	5,071	399	558	957	799	1,133	1,932

■ Yellow in the TOTALS column means precinct hasn't reported
N/A indicates AV (Absentee) results are included in Elec Day results



Election Results

Harrison Twp Supervisor One 4-year term

Official results, updated August 21, 9:05 PM

[Race List](#) | [Race Summary](#) | [Race Details](#) | [Race Details \(Printer Friendly\)](#)

POLL BOOK TOTALS	Bill Servial (REP)			Kenneth J. Verkest (REP)			
	AV	Elec Day	TOTAL	AV	Elec Day	TOTAL	
HARRISON TOWNSHIP							
01	452	39	52	91	70	65	135
02	470	24	40	64	72	81	153
03	338	24	38	62	41	87	128
04	666	29	65	94	128	170	298
05	668	77	83	160	96	184	280
06	565	30	76	106	83	163	246
07	683	71	72	143	113	146	259
08	324	16	28	44	36	45	81
09	513	69	50	119	110	93	203
10	392	20	54	74	50	99	149
	5,071	399	558	957	799	1,133	1,932
TOTALS							
	5,071	399	558	957	799	1,133	1,932

 Yellow in the TOTALS column means precinct hasn't reported
 N/A indicates AV (Absentee) results are included in Elec Day results



Election Results

Harrison Twp Clerk One 4-year term

Official results, updated August 21, 9:05 PM

[Race List](#) | [Race Summary](#) | [Race Details](#) | [Race Details \(Printer Friendly\)](#)

POLL BOOK TOTALS	Adam Wit (REP)			Jared Lee Maynard (REP)			
	AV	Elec Day	TOTAL	AV	Elec Day	TOTAL	
HARRISON TOWNSHIP							
01	452	65	87	152	44	33	77
02	470	59	88	147	29	33	62
03	338	43	86	129	22	36	58
04	666	122	177	299	31	51	82
05	668	101	192	293	65	68	133
06	565	80	155	235	27	65	92
07	683	104	144	248	64	61	125
08	324	33	51	84	15	17	32
09	513	113	91	204	58	48	106
10	392	50	103	153	19	44	63
	5,071	770	1,174	1,944	374	456	830
TOTALS							
	5,071	770	1,174	1,944	374	456	830

■ Yellow in the TOTALS column means precinct hasn't reported
N/A indicates AV (Absentee) results are included in Elec Day results



Election Results

Harrison Twp Clerk One 4-year term

Official results, updated August 21, 9:05 PM

[Race List](#) | [Race Summary](#) | [Race Details](#) | [Race Details \(Printer Friendly\)](#)

POLL BOOK TOTALS	Adam Wit (REP)			Jared Lee Maynard (REP)			
	AV	Elec Day	TOTAL	AV	Elec Day	TOTAL	
HARRISON TOWNSHIP							
01	452	65	87	152	44	33	77
02	470	59	88	147	29	33	62
03	338	43	86	129	22	36	58
04	666	122	177	299	31	51	82
05	668	101	192	293	65	68	133
06	565	80	155	235	27	65	92
07	683	104	144	248	64	61	125
08	324	33	51	84	15	17	32
09	513	113	91	204	58	48	106
10	392	50	103	153	19	44	63
	5,071	770	1,174	1,944	374	456	830
TOTALS							
	5,071	770	1,174	1,944	374	456	830

 Yellow in the TOTALS column means precinct hasn't reported
 N/A indicates AV (Absentee) results are included in Elec Day results



Election Results

Harrison Twp Treasurer One 4-year term

Official results, updated August 21, 9:05 PM

[Race List](#) | [Race Summary](#) | [Race Details](#) | [Race Details \(Printer Friendly\)](#)

POLL BOOK TOTALS	Darrin S. York (REP)			Doreen Glappa (REP)			
	AV	Elec Day	TOTAL	AV	Elec Day	TOTAL	
HARRISON TOWNSHIP							
01	452	82	68	150	27	42	69
02	470	57	78	135	30	36	66
03	338	41	65	106	18	52	70
04	666	101	127	228	48	86	134
05	668	113	176	289	52	78	130
06	565	72	142	214	39	71	110
07	683	129	120	249	45	79	124
08	324	40	44	84	12	24	36
09	513	128	86	214	46	48	94
10	392	47	90	137	19	53	72
	5,071	810	996	1,806	336	569	905
TOTALS							
	5,071	810	996	1,806	336	569	905

■ Yellow in the TOTALS column means precinct hasn't reported
N/A indicates AV (Absentee) results are included in Elec Day results



Election Results

Harrison Twp Treasurer One 4-year term

Official results, updated August 21, 9:05 PM

[Race List](#) | [Race Summary](#) | [Race Details](#) | [Race Details \(Printer Friendly\)](#)

POLL BOOK TOTALS	Darrin S. York (REP)			Doreen Glappa (REP)			
	AV	Elec Day	TOTAL	AV	Elec Day	TOTAL	
HARRISON TOWNSHIP							
01	452	82	68	150	27	42	69
02	470	57	78	135	30	36	66
03	338	41	65	106	18	52	70
04	666	101	127	228	48	86	134
05	668	113	176	289	52	78	130
06	565	72	142	214	39	71	110
07	683	129	120	249	45	79	124
08	324	40	44	84	12	24	36
09	513	128	86	214	46	48	94
10	392	47	90	137	19	53	72
	5,071	810	996	1,806	336	569	905
TOTALS							
	5,071	810	996	1,806	336	569	905

■ Yellow in the TOTALS column means precinct hasn't reported
 N/A indicates AV (Absentee) results are included in Elec Day results



Election Results

Harrison Twp Trustee Four 4-year terms

Official results, updated August 21, 9:05 PM

[Race List](#) | [Race Summary](#) | [Race Details](#) | [Race Details \(Printer Friendly\)](#)

POLL BOOK TOTALS	Frank Kapral (REP)			James Senstock (REP)			Larry Tomenello (REP)			Marshall W. Rosquin (REP)			David Bratto (DEM)			John Swiatkowski (DEM)			Richard M. Sheehy (DEM)			
	AV	Elec Day	TOTAL	AV	Elec Day	TOTAL	AV	Elec Day	TOTAL	AV	Elec Day	TOTAL	AV	Elec Day	TOTAL	AV	Elec Day	TOTAL	AV	Elec Day	TOTAL	
HARRISON TOWNSHIP																						
01	452	74	72	146	57	55	112	77	76	153	62	52	114	25	46	71	33	52	85	29	41	70
02	470	56	66	122	47	60	107	65	73	138	45	48	93	44	47	91	48	65	113	45	49	94
03	338	39	72	111	24	59	83	36	68	104	25	46	71	23	19	42	24	31	55	27	25	52
04	666	106	162	268	73	91	164	105	143	248	80	84	164	35	56	91	40	71	111	39	59	98
05	668	102	167	269	76	120	196	126	190	316	86	104	190	40	37	77	44	38	82	39	34	73
06	565	72	144	216	57	93	150	83	149	232	59	107	166	40	39	79	45	48	93	41	46	87
07	683	99	126	225	90	69	159	94	125	219	86	77	163	40	48	88	47	67	114	53	58	111
08	324	31	45	76	27	38	65	38	44	82	27	36	63	23	49	72	29	54	83	28	47	75
09	513	115	87	202	91	66	157	125	93	218	101	66	167	21	26	47	35	33	68	30	29	59
10	392	50	99	149	35	62	97	54	98	152	38	72	110	27	35	62	32	48	80	23	36	59
	5,071	744	1,040	1,784	577	713	1,290	803	1,059	1,862	609	692	1,301	318	402	720	377	507	884	354	424	778
TOTALS																						
	5,071	744	1,040	1,784	577	713	1,290	803	1,059	1,862	609	692	1,301	318	402	720	377	507	884	354	424	778

■ Yellow in the TOTALS column means precinct hasn't reported
 N/A indicates AV (Absentee) results are included in Elec Day results



Election Results

Harrison Twp Trustee Four 4-year terms

Official results, updated August 21, 9:05 PM

[Race List](#) | [Race Summary](#) | [Race Details](#) | [Race Details \(Printer Friendly\)](#)

POLL BOOK TOTALS	Frank Kapral (REP)			James Senstock (REP)			Larry Tomenello (REP)			Marshall W. Rosquin (REP)			David Bratto (DEM)			John Swiatkowski (DEM)			Richard M. Sheehy (DEM)			
	AV	Elec Day	TOTAL	AV	Elec Day	TOTAL	AV	Elec Day	TOTAL	AV	Elec Day	TOTAL	AV	Elec Day	TOTAL	AV	Elec Day	TOTAL	AV	Elec Day	TOTAL	
HARRISON TOWNSHIP																						
01	452	74	72	146	57	55	112	77	76	153	62	52	114	25	46	71	33	52	85	29	41	70
02	470	56	66	122	47	60	107	65	73	138	45	48	93	44	47	91	48	65	113	45	49	94
03	338	39	72	111	24	59	83	36	68	104	25	46	71	23	19	42	24	31	55	27	25	52
04	666	106	162	268	73	91	164	105	143	248	80	84	164	35	56	91	40	71	111	39	59	98
05	668	102	167	269	76	120	196	126	190	316	86	104	190	40	37	77	44	38	82	39	34	73
06	565	72	144	216	57	93	150	83	149	232	59	107	166	40	39	79	45	48	93	41	46	87
07	683	99	126	225	90	69	159	94	125	219	86	77	163	40	48	88	47	67	114	53	58	111
08	324	31	45	76	27	38	65	38	44	82	27	36	63	23	49	72	29	54	83	28	47	75
09	513	115	87	202	91	66	157	125	93	218	101	66	167	21	26	47	35	33	68	30	29	59
10	392	50	99	149	35	62	97	54	98	152	38	72	110	27	35	62	32	48	80	23	36	59
	5,071	744	1,040	1,784	577	713	1,290	803	1,059	1,862	609	692	1,301	318	402	720	377	507	884	354	424	778
TOTALS																						
	5,071	744	1,040	1,784	577	713	1,290	803	1,059	1,862	609	692	1,301	318	402	720	377	507	884	354	424	778

■ Yellow in the TOTALS column means precinct hasn't reported
 N/A indicates AV (Absentee) results are included in Elec Day results



Election Results

Lenox Twp Supervisor One 4-year term

Official results, updated August 21, 9:05 PM

[Race List](#) | [Race Summary](#) | [Race Details](#) | [Race Details \(Printer Friendly\)](#)

POLL BOOK TOTALS	Lou Ianitelli (DEM)			Ron Trombly (DEM)			
	AV	Elec Day	TOTAL	AV	Elec Day	TOTAL	
LENOX TOWNSHIP							
01	469	79	128	207	43	73	116
02	444	42	70	112	66	134	200
03	509	25	72	97	55	200	255
04	167	3	28	31	10	57	67
	1,589	149	298	447	174	464	638
TOTALS							
	1,589	149	298	447	174	464	638

■ Yellow in the TOTALS column means precinct hasn't reported
N/A indicates AV (Absentee) results are included in Elec Day results



Election Results

Lenox Twp Supervisor One 4-year term

Official results, updated August 21, 9:05 PM

[Race List](#) | [Race Summary](#) | [Race Details](#) | [Race Details \(Printer Friendly\)](#)

POLL BOOK TOTALS	Lou Ianitelli (DEM)			Ron Trombly (DEM)			
	AV	Elec Day	TOTAL	AV	Elec Day	TOTAL	
LENOX TOWNSHIP							
01	469	79	128	207	43	73	116
02	444	42	70	112	66	134	200
03	509	25	72	97	55	200	255
04	167	3	28	31	10	57	67
	1,589	149	298	447	174	464	638
TOTALS							
	1,589	149	298	447	174	464	638

■ Yellow in the TOTALS column means precinct hasn't reported
N/A indicates AV (Absentee) results are included in Elec Day results



Election Results

Lenox Twp Clerk One 4-year term

Official results, updated August 21, 9:05 PM

[Race List](#) | [Race Summary](#) | [Race Details](#) | [Race Details \(Printer Friendly\)](#)

POLL BOOK TOTALS	Jodi Kethe (DEM)			Joe Marino (DEM)			
	AV	Elec Day	TOTAL	AV	Elec Day	TOTAL	
LENOX TOWNSHIP							
01	469	97	150	247	24	51	75
02	444	79	96	175	28	104	132
03	509	58	123	181	23	143	166
04	167	6	34	40	7	49	56
	1,589	240	403	643	82	347	429
TOTALS							
	1,589	240	403	643	82	347	429

■ Yellow in the TOTALS column means precinct hasn't reported
N/A indicates AV (Absentee) results are included in Elec Day results



Lenox Twp Clerk One 4-year term

Official results, updated August 21, 9:05 PM

[Race List](#) |
 [Race Summary](#) |
 [Race Details](#) |
 [Race Details \(Printer Friendly\)](#)

POLL BOOK TOTALS	Jodi Kethe (DEM)			Joe Marino (DEM)			
	AV	Elec Day	TOTAL	AV	Elec Day	TOTAL	
LENOX TOWNSHIP							
01	469	97	150	247	24	51	75
02	444	79	96	175	28	104	132
03	509	58	123	181	23	143	166
04	167	6	34	40	7	49	56
	1,589	240	403	643	82	347	429
TOTALS							
	1,589	240	403	643	82	347	429

 Yellow in the TOTALS column means precinct hasn't reported
N/A indicates AV (Absentee) results are included in Elec Day results



Election Results

Lenox Twp Treasurer One 4-year term

Official results, updated August 21, 9:05 PM

[Race List](#) | [Race Summary](#) | [Race Details](#) | [Race Details \(Printer Friendly\)](#)

POLL BOOK TOTALS	Karon J. Ottenbacher (DEM)			Marnie Ickes (DEM)			
	AV	Elec Day	TOTAL	AV	Elec Day	TOTAL	
LENOX TOWNSHIP							
01	469	100	153	253	22	49	71
02	444	73	103	176	36	99	135
03	509	51	110	161	33	153	186
04	167	6	37	43	7	44	51
	1,589	230	403	633	98	345	443
TOTALS							
	1,589	230	403	633	98	345	443

■ Yellow in the TOTALS column means precinct hasn't reported
N/A indicates AV (Absentee) results are included in Elec Day results



Lenox Twp Treasurer One 4-year term

Official results, updated August 21, 9:05 PM

[Race List](#) |
 [Race Summary](#) |
 [Race Details](#) |
 [Race Details \(Printer Friendly\)](#)

POLL BOOK TOTALS	Karon J. Ottenbacher (DEM)			Marnie Ickes (DEM)			
	AV	Elec Day	TOTAL	AV	Elec Day	TOTAL	
LENOX TOWNSHIP							
01	469	100	153	253	22	49	71
02	444	73	103	176	36	99	135
03	509	51	110	161	33	153	186
04	167	6	37	43	7	44	51
	1,589	230	403	633	98	345	443
TOTALS							
	1,589	230	403	633	98	345	443

■ Yellow in the TOTALS column means precinct hasn't reported
N/A indicates AV (Absentee) results are included in Elec Day results



Election Results

Lenox Twp Trustee Two 4-year terms

Official results, updated August 21, 9:05 PM

[Race List](#) | [Race Summary](#) | [Race Details](#) | [Race Details \(Printer Friendly\)](#)

POLL BOOK TOTALS	Chris Boyd (DEM)			Karen A. Turchi (DEM)			Mary Elizabeth Paisley (DEM)			Michelle Gurley (DEM)			
	AV	Elec Day	TOTAL	AV	Elec Day	TOTAL	AV	Elec Day	TOTAL	AV	Elec Day	TOTAL	
LENOX TOWNSHIP													
01	469	73	121	194	82	121	203	30	58	88	35	56	91
02	444	47	77	124	59	86	145	45	98	143	41	94	135
03	509	36	99	135	30	92	122	44	142	186	40	124	164
04	167	6	32	38	7	27	34	4	40	44	8	39	47
	1,589	162	329	491	178	326	504	123	338	461	124	313	437
TOTALS													
	1,589	162	329	491	178	326	504	123	338	461	124	313	437

■ Yellow in the TOTALS column means precinct hasn't reported
 N/A indicates AV (Absentee) results are included in Elec Day results



Election Results

Lenox Twp Trustee Two 4-year terms

Official results, updated August 21, 9:05 PM

[Race List](#) | [Race Summary](#) | [Race Details](#) | [Race Details \(Printer Friendly\)](#)

POLL BOOK TOTALS	Chris Boyd (DEM)			Karen A. Turchi (DEM)			Mary Elizabeth Paisley (DEM)			Michelle Gurley (DEM)		
	AV	Elec Day	TOTAL	AV	Elec Day	TOTAL	AV	Elec Day	TOTAL	AV	Elec Day	TOTAL

LENOX TOWNSHIP													
01	469	73	121	194	82	121	203	30	58	88	35	56	91
02	444	47	77	124	59	86	145	45	98	143	41	94	135
03	509	36	99	135	30	92	122	44	142	186	40	124	164
04	167	6	32	38	7	27	34	4	40	44	8	39	47
	1,589	162	329	491	178	326	504	123	338	461	124	313	437
TOTALS													
	1,589	162	329	491	178	326	504	123	338	461	124	313	437

 Yellow in the TOTALS column means precinct hasn't reported
 N/A indicates AV (Absentee) results are included in Elec Day results



Macomb Twp Supervisor One 4-year term

Official results, updated August 21, 9:05 PM

[Race List](#) |
 [Race Summary](#) |
 [Race Details](#) |
 [Race Details \(Printer Friendly\)](#)

POLL BOOK TOTALS	Charles T. Missig (REP)			Janet Dunn (REP)			Mark H. Grabow (REP)		
	AV	Elec Day	TOTAL	AV	Elec Day	TOTAL	AV	Elec Day	TOTAL

MACOMB TOWNSHIP											
01	323	30	30	60	22	45	67	30	21	51	
02	448	38	45	83	35	32	67	34	37	71	
03	292	17	59	76	13	41	54	13	26	39	
04	432	24	39	63	29	57	86	21	30	51	
05	443	27	58	85	41	48	89	32	40	72	
06	408	26	33	59	46	29	75	36	23	59	
07	370	22	40	62	43	37	80	27	24	51	
08	316	28	22	50	41	19	60	32	22	54	
09	291	19	25	44	49	41	90	23	33	56	
10	210	8	15	23	15	22	37	9	15	24	
11	418	25	40	65	23	37	60	35	41	76	
12	396	24	52	76	43	31	74	36	28	64	
13	370	19	48	67	31	62	93	25	27	52	
14	424	30	69	99	25	45	70	44	33	77	
15	498	33	24	57	89	41	130	66	38	104	
16	526	24	43	67	34	93	127	43	70	113	
17	343	26	41	67	22	47	69	31	31	62	
18	227	19	10	29	15	13	28	18	15	33	
19	112	5	6	11	4	6	10	6	7	13	

■ Yellow in the TOTALS column means precinct hasn't reported
■ indicates AV (Absentee) results are included in Elec Day results



Election Results

Macomb Twp Supervisor One 4-year term

Official results, updated August 21, 9:05 PM

[Race List](#) | [Race Summary](#) | [Race Details](#) | [Race Details \(Printer Friendly\)](#)

POLL BOOK TOTALS	Charles T. Missig (REP)			Janet Dunn (REP)			Mark H. Grabow (REP)		
	AV	Elec Day	TOTAL	AV	Elec Day	TOTAL	AV	Elec Day	TOTAL

MACOMB TOWNSHIP										
01	323	30	30	60	22	45	67	30	21	51
02	448	38	45	83	35	32	67	34	37	71
03	292	17	59	76	13	41	54	13	26	39
04	432	24	39	63	29	57	86	21	30	51
05	443	27	58	85	41	48	89	32	40	72
06	408	26	33	59	46	29	75	36	23	59
07	370	22	40	62	43	37	80	27	24	51
08	316	28	22	50	41	19	60	32	22	54
09	291	19	25	44	49	41	90	23	33	56
10	210	8	15	23	15	22	37	9	15	24
11	418	25	40	65	23	37	60	35	41	76
12	396	24	52	76	43	31	74	36	28	64
13	370	19	48	67	31	62	93	25	27	52
14	424	30	69	99	25	45	70	44	33	77
15	498	33	24	57	89	41	130	66	38	104
16	526	24	43	67	34	93	127	43	70	113
17	343	26	41	67	22	47	69	31	31	62
18	227	19	10	29	15	13	28	18	15	33
19	112	5	6	11	4	6	10	6	7	13
20	332	31	33	64	35	37	72	17	26	43
21	454	28	21	49	42	46	88	43	34	77
22	507	35	35	70	66	50	116	65	34	99
23	592	53	24	77	139	57	196	66	31	97
24	671	44	55	99	101	87	188	85	64	149
25	191	13	20	33	26	30	56	8	25	33
26	222	16	26	42	21	27	48	13	24	37
27	214	11	17	28	17	35	52	22	19	41
28	227	5	24	29	18	23	41	20	18	38
29	266	8	33	41	15	34	49	19	27	46
30	351	18	53	71	24	40	64	30	32	62
31	232	10	12	22	28	28	56	36	24	60
32	288	12	20	32	8	46	54	13	39	52
33	295	19	32	51	30	27	57	20	21	41
34	273	16	31	47	16	31	47	33	25	58

35	224	12	25	37	27	22	49	3	26	29
	12,186	775	1,160	1,935	1,233	1,366	2,599	1,054	1,030	2,084
TOTALS										
	12,186	775	1,160	1,935	1,233	1,366	2,599	1,054	1,030	2,084

■ Yellow in the TOTALS column means precinct hasn't reported
N/A indicates AV (Absentee) results are included in Elec Day results



Election Results

Macomb Twp Clerk One 4-year term

Official results, updated August 21, 9:05 PM

[Race List](#) | [Race Summary](#) | [Race Details](#) | [Race Details \(Printer Friendly\)](#)

POLL BOOK TOTALS	Cathy Imbronone (REP)			Michael D. Koehs (REP)			
	AV	Elec Day	TOTAL	AV	Elec Day	TOTAL	
MACOMB TOWNSHIP							
01	323	28	35	63	52	59	111
02	448	30	66	96	79	49	128
03	292	17	59	76	25	64	89
04	432	32	44	76	40	76	116
05	443	39	69	108	60	71	131
06	408	45	34	79	69	46	115
07	370	31	51	82	64	46	110
08	316	41	32	73	64	27	91
09	291	25	54	79	64	48	112
10	210	17	24	41	14	29	43
11	418	29	73	102	54	43	97
12	396	39	60	99	67	49	116
13	370	29	60	89	48	74	122
14	424	39	63	102	61	78	139
15	498	55	48	103	134	52	186
16	526	31	100	131	70	103	173
17	343	29	63	92	51	62	113
18	227	30	20	50	23	17	40
19	112	5	10	15	11	11	22

■ Yellow in the TOTALS column means precinct hasn't reported
N/A indicates AV (Absentee) results are included in Elec Day results



Election Results

Macomb Twp Clerk One 4-year term

Official results, updated August 21, 9:05 PM

[Race List](#) | [Race Summary](#) | [Race Details](#) | [Race Details \(Printer Friendly\)](#)

POLL BOOK TOTALS	Cathy Imbronone (REP)			Michael D. Koehs (REP)			
	AV	Elec Day	TOTAL	AV	Elec Day	TOTAL	
MACOMB TOWNSHIP							
01	323	28	35	63	52	59	111
02	448	30	66	96	79	49	128
03	292	17	59	76	25	64	89
04	432	32	44	76	40	76	116
05	443	39	69	108	60	71	131
06	408	45	34	79	69	46	115
07	370	31	51	82	64	46	110
08	316	41	32	73	64	27	91
09	291	25	54	79	64	48	112
10	210	17	24	41	14	29	43
11	418	29	73	102	54	43	97
12	396	39	60	99	67	49	116
13	370	29	60	89	48	74	122
14	424	39	63	102	61	78	139
15	498	55	48	103	134	52	186
16	526	31	100	131	70	103	173
17	343	29	63	92	51	62	113
18	227	30	20	50	23	17	40
19	112	5	10	15	11	11	22
20	332	26	38	64	55	59	114
21	454	51	59	110	71	42	113
22	507	52	66	118	115	56	171
23	592	88	52	140	167	58	225
24	671	107	115	222	131	96	227
25	191	12	47	59	37	28	65
26	222	19	48	67	32	28	60
27	214	17	33	50	33	36	69
28	227	21	37	58	22	30	52
29	266	16	53	69	27	48	75
30	351	24	62	86	42	58	100
31	232	29	36	65	44	29	73
32	288	16	45	61	19	54	73
33	295	26	40	66	43	36	79
34	273	34	39	73	35	46	81

35	224	15	34	49	26	39	65
	12,186	1,144	1,769	2,913	1,949	1,747	3,696
TOTALS							
	12,186	1,144	1,769	2,913	1,949	1,747	3,696

■ Yellow in the TOTALS column means precinct hasn't reported
N/A indicates AV (Absentee) results are included in Elec Day results



Macomb Twp Treasurer One 4-year term

Official results, updated August 21, 9:05 PM

[Race List](#) |
 [Race Summary](#) |
 [Race Details](#) |
 [Race Details \(Printer Friendly\)](#)

POLL BOOK TOTALS	Karen M. Goodhue (REP)			Thomas Christ (REP)		
	AV	Elec Day	TOTAL	AV	Elec Day	TOTAL

MACOMB TOWNSHIP								
01	323	25	41	66	50	46	96	
02	448	74	55	129	32	53	85	
03	292	20	61	81	23	54	77	
04	432	37	54	91	27	63	90	
05	443	55	62	117	42	75	117	
06	408	69	44	113	38	31	69	
07	370	47	43	90	42	47	89	
08	316	59	28	87	40	30	70	
09	291	66	50	116	23	47	70	
10	210	21	27	48	10	23	33	
11	418	43	52	95	34	57	91	
12	396	57	41	98	43	56	99	
13	370	39	59	98	36	63	99	
14	424	60	66	126	32	63	95	
15	498	120	51	171	67	47	114	
16	526	51	103	154	46	91	137	
17	343	39	61	100	34	50	84	
18	227	25	19	44	20	14	34	
19	112	9	13	22	5	6	11	

■ Yellow in the TOTALS column means precinct hasn't reported
■ indicates AV (Absentee) results are included in Elec Day results



Election Results

Macomb Twp Treasurer One 4-year term

Official results, updated August 21, 9:05 PM

[Race List](#) | [Race Summary](#) | [Race Details](#) | [Race Details \(Printer Friendly\)](#)

POLL BOOK TOTALS	Karen M. Goodhue (REP)			Thomas Christ (REP)		
	AV	Elec Day	TOTAL	AV	Elec Day	TOTAL

MACOMB TOWNSHIP							
01	323	25	41	66	50	46	96
02	448	74	55	129	32	53	85
03	292	20	61	81	23	54	77
04	432	37	54	91	27	63	90
05	443	55	62	117	42	75	117
06	408	69	44	113	38	31	69
07	370	47	43	90	42	47	89
08	316	59	28	87	40	30	70
09	291	66	50	116	23	47	70
10	210	21	27	48	10	23	33
11	418	43	52	95	34	57	91
12	396	57	41	98	43	56	99
13	370	39	59	98	36	63	99
14	424	60	66	126	32	63	95
15	498	120	51	171	67	47	114
16	526	51	103	154	46	91	137
17	343	39	61	100	34	50	84
18	227	25	19	44	20	14	34
19	112	9	13	22	5	6	11
20	332	42	49	91	36	41	77
21	454	74	59	133	41	36	77
22	507	82	63	145	69	44	113
23	592	154	60	214	88	44	132
24	671	150	122	272	70	73	143
25	191	32	28	60	16	39	55
26	222	27	31	58	22	34	56
27	214	31	38	69	21	26	47
28	227	16	37	53	24	27	51
29	266	13	49	62	29	39	68
30	351	34	57	91	34	61	95
31	232	47	39	86	27	22	49
32	288	14	46	60	16	47	63
33	295	42	35	77	21	36	57
34	273	25	41	66	40	37	77

35	224	19	39	58	22	32	54
	12,186	1,718	1,723	3,441	1,220	1,554	2,774
TOTALS							
	12,186	1,718	1,723	3,441	1,220	1,554	2,774

■ Yellow in the TOTALS column means precinct hasn't reported
N/A indicates AV (Absentee) results are included in Elec Day results



Election Results

Macomb Twp Trustee Four 4-year terms

Official results, updated August 21, 9:05 PM

[Race List](#) | [Race Summary](#) | [Race Details](#) | [Race Details \(Printer Friendly\)](#)

POLL BOOK TOTALS	Clifford W. Freitas (REP)			Dino Bucci (REP)			Ernie Laing (REP)			Maria A. Napolitano (REP)			Nancy J. Nevers (REP)			Renee Michael (REP)		
	AV	Elec Day	TOTAL	AV	Elec Day	TOTAL	AV	Elec Day	TOTAL	AV	Elec Day	TOTAL	AV	Elec Day	TOTAL	AV	Elec Day	TO
MACOMB TOWNSHIP																		
01	323	32	36	68	46	58	104	16	22	38	30	35	65	48	58	106	27	27
02	448	40	57	97	65	53	118	21	41	62	34	37	71	83	56	139	41	55
03	292	21	51	72	25	63	88	11	33	44	21	37	58	28	80	108	17	55
04	432	24	42	66	43	77	120	21	37	58	35	35	70	35	66	101	30	45
05	443	44	50	94	55	64	119	26	40	66	40	55	95	65	84	149	43	68
06	408	50	22	72	60	39	99	28	28	56	44	38	82	80	42	122	50	38
07	370	36	34	70	49	52	101	27	35	62	26	43	69	73	44	117	33	50
08	316	46	33	79	65	30	95	25	20	45	28	25	53	75	35	110	29	25
09	291	40	36	76	60	51	111	21	35	56	30	44	74	58	48	106	27	33
10	210	11	23	34	18	24	42	11	10	21	16	19	35	21	27	48	13	22
11	418	25	37	62	52	60	112	21	34	55	21	47	68	38	53	91	21	52
12	396	29	33	62	67	64	131	22	30	52	40	40	80	71	48	119	36	49
13	370	38	54	92	32	81	113	20	30	50	31	53	84	34	80	114	33	45
14	424	35	45	80	56	78	134	20	32	52	30	50	80	64	69	133	29	62
15	498	94	42	136	134	64	198	43	25	68	57	42	99	144	58	202	67	35
16	526	36	70	106	61	116	177	41	66	107	31	85	116	49	100	149	39	77
17	343	33	48	81	52	76	128	17	35	52	26	40	66	51	71	122	27	48

■ Yellow in the TOTALS column means precinct hasn't reported
 N/A indicates AV (Absentee) results are included in Elec Day results



Macomb Twp Trustee Four 4-year terms

Official results, updated August 21, 9:05 PM

[Race List](#) |
 [Race Summary](#) |
 [Race Details](#) |
 [Race Details \(Printer Friendly\)](#)

POLL BOOK TOTALS	Clifford W. Freitas (REP)			Dino Bucci (REP)			Ernie Laing (REP)			Maria A. Napolitano (REP)			Nancy J. Nevers (REP)			Renee Michaels (REP)			Roger M. Krzeminski (REP)			
	AV	Elec Day	TOTAL	AV	Elec Day	TOTAL	AV	Elec Day	TOTAL	AV	Elec Day	TOTAL	AV	Elec Day	TOTAL	AV	Elec Day	TOTAL	AV	Elec Day	TOTAL	
MACOMB TOWNSHIP																						
01	323	32	36	68	46	58	104	16	22	38	30	35	65	48	58	106	27	27	54	41	60	101
02	448	40	57	97	65	53	118	21	41	62	34	37	71	83	56	139	41	55	96	65	57	122
03	292	21	51	72	25	63	88	11	33	44	21	37	58	28	80	108	17	55	72	23	71	94
04	432	24	42	66	43	77	120	21	37	58	35	35	70	35	66	101	30	45	75	41	77	118
05	443	44	50	94	55	64	119	26	40	66	40	55	95	65	84	149	43	68	111	73	68	141
06	408	50	22	72	60	39	99	28	28	56	44	38	82	80	42	122	50	38	88	70	42	112
07	370	36	34	70	49	52	101	27	35	62	26	43	69	73	44	117	33	50	83	55	42	97
08	316	46	33	79	65	30	95	25	20	45	28	25	53	75	35	110	29	25	54	65	37	102
09	291	40	36	76	60	51	111	21	35	56	30	44	74	58	48	106	27	33	60	60	48	108
10	210	11	23	34	18	24	42	11	10	21	16	19	35	21	27	48	13	22	35	16	24	40
11	418	25	37	62	52	60	112	21	34	55	21	47	68	38	53	91	21	52	73	48	63	111
12	396	29	33	62	67	64	131	22	30	52	40	40	80	71	48	119	36	49	85	55	56	111
13	370	38	54	92	32	81	113	20	30	50	31	53	84	34	80	114	33	45	78	47	83	130
14	424	35	45	80	56	78	134	20	32	52	30	50	80	64	69	133	29	62	91	50	77	127
15	498	94	42	136	134	64	198	43	25	68	57	42	99	144	58	202	67	35	102	132	62	194
16	526	36	70	106	61	116	177	41	66	107	31	85	116	49	100	149	39	77	116	56	103	159
17	343	33	48	81	52	76	128	17	35	52	26	40	66	51	71	122	27	48	75	55	71	126
18	227	18	9	27	22	16	38	15	16	31	25	18	43	31	28	59	20	14	34	27	20	47
19	112	6	6	12	10	5	15	4	7	11	5	9	14	7	13	20	1	11	12	8	7	15
20	332	30	30	60	46	63	109	26	17	43	25	32	57	67	52	119	28	30	58	50	53	103
21	454	39	34	73	80	52	132	23	27	50	38	44	82	87	63	150	42	45	87	76	50	126
22	507	54	48	102	91	69	160	52	26	78	55	36	91	104	72	176	58	41	99	92	59	151
23	592	136	49	185	157	68	225	57	22	79	67	34	101	207	68	275	85	43	128	169	62	231
24	671	93	91	184	132	121	253	46	42	88	77	69	146	155	116	271	64	79	143	135	115	250
25	191	21	25	46	35	44	79	7	23	30	17	27	44	37	31	68	11	29	40	30	37	67
26	222	26	26	52	31	36	67	12	24	36	19	27	46	31	46	77	17	36	53	31	35	66
27	214	14	19	33	33	38	71	16	16	32	17	29	46	29	41	70	27	33	60	27	39	66
28	227	20	28	48	17	40	57	20	20	40	22	29	51	19	29	48	20	26	46	16	29	45
29	266	15	39	54	23	60	83	6	22	28	12	36	48	23	54	77	11	33	44	27	50	77
30	351	31	54	85	39	74	113	14	35	49	18	37	55	37	64	101	23	42	65	41	71	112
31	232	30	27	57	42	34	76	18	20	38	27	27	54	48	36	84	26	36	62	40	32	72
32	288	7	27	34	20	57	77	9	34	43	19	39	58	20	57	77	9	36	45	16	49	65
33	295	26	33	59	48	48	96	18	20	38	24	29	53	40	37	77	29	30	59	46	46	92
34	273	16	30	46	32	47	79	24	29	53	25	27	52	50	57	107	26	42	68	38	44	82
35	224	20	30	50	26	47	73	15	23	38	17	33	50	30	40	70	14	34	48	25	36	61
	12,186	1,236	1,318	2,554	1,824	1,969	3,793	773	976	1,749	1,049	1,307	2,356	2,039	1,923	3,962	1,073	1,426	2,499	1,846	1,875	3,721
TOTALS																						
	12,186	1,236	1,318	2,554	1,824	1,969	3,793	773	976	1,749	1,049	1,307	2,356	2,039	1,923	3,962	1,073	1,426	2,499	1,846	1,875	3,721

 Yellow in the TOTALS column means precinct hasn't reported
 N/A indicates AV (Absentee) results are included in Elec Day results



Election Results

Ray Twp Supervisor One 4-year term

Official results, updated August 21, 9:05 PM

[Race List](#) | [Race Summary](#) | [Race Details](#) | [Race Details \(Printer Friendly\)](#)

POLL BOOK TOTALS	Charles Roger Bohm (REP)			Dan Jensenius (REP)			Joseph Jarzyna (REP)			Richard Rapp (REP)			
	AV	Elec Day	TOTAL	AV	Elec Day	TOTAL	AV	Elec Day	TOTAL	AV	Elec Day	TOTAL	
RAY TOWNSHIP													
01	446	68	128	196	3	17	20	31	101	132	1	10	11
02	618	86	184	270	9	34	43	51	120	171	3	9	12
	1,064	154	312	466	12	51	63	82	221	303	4	19	23
TOTALS													
	1,064	154	312	466	12	51	63	82	221	303	4	19	23

■ Yellow in the TOTALS column means precinct hasn't reported
 N/A indicates AV (Absentee) results are included in Elec Day results



Election Results

Ray Twp Supervisor One 4-year term

Official results, updated August 21, 9:05 PM

[Race List](#) | [Race Summary](#) | [Race Details](#) | [Race Details \(Printer Friendly\)](#)

POLL BOOK TOTALS	Charles Roger Bohm (REP)			Dan Jensenius (REP)			Joseph Jarzyna (REP)			Richard Rapp (REP)			
	AV	Elec Day	TOTAL	AV	Elec Day	TOTAL	AV	Elec Day	TOTAL	AV	Elec Day	TOTAL	
RAY TOWNSHIP													
01	446	68	128	196	3	17	20	31	101	132	1	10	11
02	618	86	184	270	9	34	43	51	120	171	3	9	12
	1,064	154	312	466	12	51	63	82	221	303	4	19	23
TOTALS													
	1,064	154	312	466	12	51	63	82	221	303	4	19	23

■ Yellow in the TOTALS column means precinct hasn't reported
 N/A indicates AV (Absentee) results are included in Elec Day results



Election Results

Ray Twp Clerk One 4-year term

Official results, updated August 21, 9:05 PM

[Race List](#) | [Race Summary](#) | [Race Details](#) | [Race Details \(Printer Friendly\)](#)

POLL BOOK TOTALS		Paula Artman (REP)		
		AV	Elec Day	TOTAL
RAY TOWNSHIP				
01	446	83	179	262
02	618	114	230	344
	1,064	197	409	606
TOTALS				
	1,064	197	409	606

■ Yellow in the TOTALS column means precinct hasn't reported
N/A indicates AV (Absentee) results are included in Elec Day results



Election Results

Ray Twp Clerk One 4-year term

Official results, updated August 21, 9:05 PM

[Race List](#) | [Race Summary](#) | [Race Details](#) | [Race Details \(Printer Friendly\)](#)

POLL BOOK TOTALS		Paula Artman (REP)		
		AV	Elec Day	TOTAL
RAY TOWNSHIP				
01	446	83	179	262
02	618	114	230	344
	1,064	197	409	606
TOTALS				
	1,064	197	409	606

■ Yellow in the TOTALS column means precinct hasn't reported
N/A indicates AV (Absentee) results are included in Elec Day results



Election Results

Ray Twp Treasurer One 4-year term

Official results, updated August 21, 9:05 PM

[Race List](#) | [Race Summary](#) | [Race Details](#) | [Race Details \(Printer Friendly\)](#)

POLL BOOK TOTALS	Douglas Stier (REP)			Laurie Alward-Diener (REP)			Susan Brown (DEM)			
	AV	Elec Day	TOTAL	AV	Elec Day	TOTAL	AV	Elec Day	TOTAL	
RAY TOWNSHIP										
01	446	70	150	220	33	92	125	15	13	28
02	618	113	232	345	36	106	142	12	28	40
	1,064	183	382	565	69	198	267	27	41	68
TOTALS										
	1,064	183	382	565	69	198	267	27	41	68

■ Yellow in the TOTALS column means precinct hasn't reported
 N/A indicates AV (Absentee) results are included in Elec Day results



Election Results

Ray Twp Treasurer One 4-year term

Official results, updated August 21, 9:05 PM

[Race List](#) | [Race Summary](#) | [Race Details](#) | [Race Details \(Printer Friendly\)](#)

POLL BOOK TOTALS	Douglas Stier (REP)			Laurie Alward-Diener (REP)			Susan Brown (DEM)			
	AV	Elec Day	TOTAL	AV	Elec Day	TOTAL	AV	Elec Day	TOTAL	
RAY TOWNSHIP										
01	446	70	150	220	33	92	125	15	13	28
02	618	113	232	345	36	106	142	12	28	40
	1,064	183	382	565	69	198	267	27	41	68
TOTALS										
	1,064	183	382	565	69	198	267	27	41	68

■ Yellow in the TOTALS column means precinct hasn't reported
 N/A indicates AV (Absentee) results are included in Elec Day results



Election Results

Ray Twp Trustee Two 4-year terms

Official results, updated August 21, 9:05 PM

[Race List](#) | [Race Summary](#) | [Race Details](#) | [Race Details \(Printer Friendly\)](#)

POLL BOOK TOTALS	Betty L. Grader (REP)			John T. Zoccola (REP)			Michael Emiah (REP)			Timothy N. Brooks (REP)			
	AV	Elec Day	TOTAL	AV	Elec Day	TOTAL	AV	Elec Day	TOTAL	AV	Elec Day	TOTAL	
RAY TOWNSHIP													
01	446	84	166	250	62	145	207	8	28	36	26	71	97
02	618	90	189	279	93	171	264	32	80	112	45	95	140
	1,064	174	355	529	155	316	471	40	108	148	71	166	237
TOTALS													
	1,064	174	355	529	155	316	471	40	108	148	71	166	237

■ Yellow in the TOTALS column means precinct hasn't reported
 N/A indicates AV (Absentee) results are included in Elec Day results



Election Results

Ray Twp Trustee Two 4-year terms

Official results, updated August 21, 9:05 PM

[Race List](#) | [Race Summary](#) | [Race Details](#) | [Race Details \(Printer Friendly\)](#)

POLL BOOK TOTALS	Betty L. Grader (REP)			John T. Zoccola (REP)			Michael Emiah (REP)			Timothy N. Brooks (REP)			
	AV	Elec Day	TOTAL	AV	Elec Day	TOTAL	AV	Elec Day	TOTAL	AV	Elec Day	TOTAL	
RAY TOWNSHIP													
01	446	84	166	250	62	145	207	8	28	36	26	71	97
02	618	90	189	279	93	171	264	32	80	112	45	95	140
	1,064	174	355	529	155	316	471	40	108	148	71	166	237
TOTALS													
	1,064	174	355	529	155	316	471	40	108	148	71	166	237

■ Yellow in the TOTALS column means precinct hasn't reported
 N/A indicates AV (Absentee) results are included in Elec Day results



Election Results

Richmond Twp Supervisor One 4-year term

Official results, updated August 21, 9:05 PM

[Race List](#) | [Race Summary](#) | [Race Details](#) | [Race Details \(Printer Friendly\)](#)

POLL BOOK TOTALS		Cindi Greenia (REP)		
		AV	Elec Day	TOTAL
RICHMOND TOWNSHIP				
01	287	N/A	167	167
02	293	N/A	137	137
	580	N/A	304	304
TOTALS				
	580	0	304	304

■ Yellow in the TOTALS column means precinct hasn't reported
N/A indicates AV (Absentee) results are included in Elec Day results



Election Results

Richmond Twp Supervisor One 4-year term

Official results, updated August 21, 9:05 PM

[Race List](#) | [Race Summary](#) | [Race Details](#) | [Race Details \(Printer Friendly\)](#)

POLL BOOK TOTALS		Cindi Greenia (REP)		
		AV	Elec Day	TOTAL
RICHMOND TOWNSHIP				
01	287	N/A	167	167
02	293	N/A	137	137
	580	N/A	304	304
TOTALS				
	580	0	304	304

■ Yellow in the TOTALS column means precinct hasn't reported
N/A indicates AV (Absentee) results are included in Elec Day results



Election Results

Richmond Twp Clerk One 4-year term

Official results, updated August 21, 9:05 PM

[Race List](#) | [Race Summary](#) | [Race Details](#) | [Race Details \(Printer Friendly\)](#)

POLL BOOK TOTALS		Catherine A. LaFontaine (REP)		
		AV	Elec Day	TOTAL
RICHMOND TOWNSHIP				
01	287	N/A	164	164
02	293	N/A	135	135
	580	N/A	299	299
TOTALS				
	580	0	299	299

■ Yellow in the TOTALS column means precinct hasn't reported
N/A indicates AV (Absentee) results are included in Elec Day results



Election Results

Richmond Twp Clerk One 4-year term

Official results, updated August 21, 9:05 PM

[Race List](#) | [Race Summary](#) | [Race Details](#) | [Race Details \(Printer Friendly\)](#)

POLL BOOK TOTALS		Catherine A. LaFontaine (REP)		
		AV	Elec Day	TOTAL
RICHMOND TOWNSHIP				
01	287	N/A	164	164
02	293	N/A	135	135
	580	N/A	299	299
TOTALS				
	580	0	299	299

■ Yellow in the TOTALS column means precinct hasn't reported
N/A indicates AV (Absentee) results are included in Elec Day results



Election Results

Richmond Twp Treasurer One 4-year term

Official results, updated August 21, 9:05 PM

[Race List](#) | [Race Summary](#) | [Race Details](#) | [Race Details \(Printer Friendly\)](#)

POLL BOOK TOTALS		Robert Szalka (REP)		
		AV	Elec Day	TOTAL
RICHMOND TOWNSHIP				
01	287	N/A	165	165
02	293	N/A	120	120
	580	N/A	285	285
TOTALS				
	580	0	285	285

■ Yellow in the TOTALS column means precinct hasn't reported
N/A indicates AV (Absentee) results are included in Elec Day results



Election Results

Richmond Twp Treasurer One 4-year term

Official results, updated August 21, 9:05 PM

[Race List](#) | [Race Summary](#) | [Race Details](#) | [Race Details \(Printer Friendly\)](#)

POLL BOOK TOTALS		Robert Szalka (REP)		
		AV	Elec Day	TOTAL
RICHMOND TOWNSHIP				
01	287	N/A	165	165
02	293	N/A	120	120
	580	N/A	285	285
TOTALS				
	580	0	285	285

■ Yellow in the TOTALS column means precinct hasn't reported
N/A indicates AV (Absentee) results are included in Elec Day results



Election Results

Richmond Twp Trustee Two 4-year terms

Official results, updated August 21, 9:05 PM

[Race List](#) | [Race Summary](#) | [Race Details](#) | [Race Details \(Printer Friendly\)](#)

POLL BOOK TOTALS	Christopher DeVos (REP)			Vern J. Kulman (REP)			Judith Murphy (DEM)			
	AV	Elec Day	TOTAL	AV	Elec Day	TOTAL	AV	Elec Day	TOTAL	
RICHMOND TOWNSHIP										
01	287	N/A	140	140	N/A	130	130	N/A	46	46
02	293	N/A	124	124	N/A	84	84	N/A	53	53
	580	N/A	264	264	N/A	214	214	N/A	99	99
TOTALS										
	580	0	264	264	0	214	214	0	99	99

■ Yellow in the TOTALS column means precinct hasn't reported
 N/A indicates AV (Absentee) results are included in Elec Day results



Election Results

Richmond Twp Trustee Two 4-year terms

Official results, updated August 21, 9:05 PM

[Race List](#) | [Race Summary](#) | [Race Details](#) | [Race Details \(Printer Friendly\)](#)

POLL BOOK TOTALS	Christopher DeVos (REP)			Vern J. Kulman (REP)			Judith Murphy (DEM)			
	AV	Elec Day	TOTAL	AV	Elec Day	TOTAL	AV	Elec Day	TOTAL	
RICHMOND TOWNSHIP										
01	287	N/A	140	140	N/A	130	130	N/A	46	46
02	293	N/A	124	124	N/A	84	84	N/A	53	53
	580	N/A	264	264	N/A	214	214	N/A	99	99
TOTALS										
	580	0	264	264	0	214	214	0	99	99

 Yellow in the TOTALS column means precinct hasn't reported
 N/A indicates AV (Absentee) results are included in Elec Day results



Shelby Twp Supervisor One 4-year term

Official results, updated August 21, 9:05 PM

[Race List](#) |
 [Race Summary](#) |
 [Race Details](#) |
 [Race Details \(Printer Friendly\)](#)

POLL BOOK TOTALS	Bob Leman (REP)			Rick Stathakis (REP)			
	AV	Elec Day	TOTAL	AV	Elec Day	TOTAL	
SHELBY TOWNSHIP							
01	770	73	195	268	117	206	323
02	626	59	152	211	95	138	233
03	275	31	60	91	29	62	91
04	489	44	105	149	85	104	189
05	707	85	159	244	112	128	240
06	229	11	59	70	12	46	58
07	766	111	161	272	128	174	302
08	371	34	88	122	69	86	155
09	215	7	36	43	19	56	75
10	390	27	90	117	59	77	136
11	389	43	90	133	39	79	118
12	546	83	122	205	85	126	211
13	372	46	91	137	59	74	133
14	534	46	127	173	71	151	222
15	355	40	92	132	44	82	126
16	792	94	124	218	160	242	402
17	648	62	140	202	78	178	256
18	374	35	59	94	62	80	142
19	420	44	68	112	80	124	204

■ Yellow in the TOTALS column means precinct hasn't reported
■ indicates AV (Absentee) results are included in Elec Day results



Election Results

Shelby Twp Supervisor One 4-year term

Official results, updated August 21, 9:05 PM

[Race List](#) | [Race Summary](#) | [Race Details](#) | [Race Details \(Printer Friendly\)](#)

POLL BOOK TOTALS	Bob Leman (REP)			Rick Stathakis (REP)			
	AV	Elec Day	TOTAL	AV	Elec Day	TOTAL	
SHELBY TOWNSHIP							
01	770	73	195	268	117	206	323
02	626	59	152	211	95	138	233
03	275	31	60	91	29	62	91
04	489	44	105	149	85	104	189
05	707	85	159	244	112	128	240
06	229	11	59	70	12	46	58
07	766	111	161	272	128	174	302
08	371	34	88	122	69	86	155
09	215	7	36	43	19	56	75
10	390	27	90	117	59	77	136
11	389	43	90	133	39	79	118
12	546	83	122	205	85	126	211
13	372	46	91	137	59	74	133
14	534	46	127	173	71	151	222
15	355	40	92	132	44	82	126
16	792	94	124	218	160	242	402
17	648	62	140	202	78	178	256
18	374	35	59	94	62	80	142
19	420	44	68	112	80	124	204
20	297	30	53	83	22	67	89
21	137	8	26	34	8	15	23
22	860	92	145	237	185	241	426
23	781	96	162	258	138	218	356
24	943	112	162	274	205	261	466
25	595	88	108	196	114	118	232
26	502	69	43	112	107	44	151
27	477	38	56	94	69	98	167
28	801	118	91	209	172	86	258
29	281	16	82	98	12	63	75
	14,942	1,642	2,946	4,588	2,435	3,424	5,859
TOTALS							
	14,942	1,642	2,946	4,588	2,435	3,424	5,859

■ Yellow in the TOTALS column means precinct hasn't reported
N/A indicates AV (Absentee) results are included in Elec Day results



Election Results

Shelby Twp Clerk One 4-year term

Official results, updated August 21, 9:05 PM

[Race List](#) | [Race Summary](#) | [Race Details](#) | [Race Details \(Printer Friendly\)](#)

POLL BOOK TOTALS	Richard Batchelder (REP)			Stanley T. Grot (REP)			
	AV	Elec Day	TOTAL	AV	Elec Day	TOTAL	
SHELBY TOWNSHIP							
01	770	76	208	284	112	161	273
02	626	46	177	223	104	91	195
03	275	23	64	87	30	50	80
04	489	47	113	160	74	79	153
05	707	87	150	237	108	113	221
06	229	10	64	74	11	36	47
07	766	105	182	287	125	129	254
08	371	45	106	151	57	64	121
09	215	12	40	52	13	44	57
10	390	24	95	119	58	51	109
11	389	38	102	140	43	57	100
12	546	72	121	193	88	96	184
13	372	50	95	145	60	54	114
14	534	47	131	178	70	125	195
15	355	30	97	127	50	61	111
16	792	84	152	236	163	178	341
17	648	65	155	220	76	125	201
18	374	32	75	107	61	51	112
19	420	52	87	139	73	88	161

■ Yellow in the TOTALS column means precinct hasn't reported
N/A indicates AV (Absentee) results are included in Elec Day results



Election Results

Shelby Twp Clerk One 4-year term

Official results, updated August 21, 9:05 PM

[Race List](#) | [Race Summary](#) | [Race Details](#) | [Race Details \(Printer Friendly\)](#)

POLL BOOK TOTALS	Richard Batchelder (REP)			Stanley T. Grot (REP)			
	AV	Elec Day	TOTAL	AV	Elec Day	TOTAL	
SHELBY TOWNSHIP							
01	770	76	208	284	112	161	273
02	626	46	177	223	104	91	195
03	275	23	64	87	30	50	80
04	489	47	113	160	74	79	153
05	707	87	150	237	108	113	221
06	229	10	64	74	11	36	47
07	766	105	182	287	125	129	254
08	371	45	106	151	57	64	121
09	215	12	40	52	13	44	57
10	390	24	95	119	58	51	109
11	389	38	102	140	43	57	100
12	546	72	121	193	88	96	184
13	372	50	95	145	60	54	114
14	534	47	131	178	70	125	195
15	355	30	97	127	50	61	111
16	792	84	152	236	163	178	341
17	648	65	155	220	76	125	201
18	374	32	75	107	61	51	112
19	420	52	87	139	73	88	161
20	297	21	54	75	29	51	80
21	137	5	16	21	14	21	35
22	860	95	172	267	175	172	347
23	781	79	178	257	155	187	342
24	943	107	174	281	201	204	405
25	595	72	106	178	120	102	222
26	502	53	45	98	118	40	158
27	477	30	51	81	77	78	155
28	801	99	88	187	188	70	258
29	281	9	69	78	17	54	71
	14,942	1,515	3,167	4,682	2,470	2,632	5,102
TOTALS							
	14,942	1,515	3,167	4,682	2,470	2,632	5,102

■ Yellow in the TOTALS column means precinct hasn't reported
N/A indicates AV (Absentee) results are included in Elec Day results



Election Results

Shelby Twp Treasurer One 4-year term

Official results, updated August 21, 9:05 PM

[Race List](#) | [Race Summary](#) | [Race Details](#) | [Race Details \(Printer Friendly\)](#)

POLL BOOK TOTALS	Lisa Manzella (REP)			Michael Flynn (REP)			
	AV	Elec Day	TOTAL	AV	Elec Day	TOTAL	
SHELBY TOWNSHIP							
01	770	81	204	285	105	164	269
02	626	39	142	181	109	131	240
03	275	20	49	69	32	66	98
04	489	54	112	166	68	88	156
05	707	93	155	248	100	110	210
06	229	10	57	67	12	46	58
07	766	81	165	246	149	159	308
08	371	32	81	113	66	84	150
09	215	7	40	47	20	49	69
10	390	30	86	116	53	72	125
11	389	37	86	123	43	77	120
12	546	75	114	189	90	110	200
13	372	39	94	133	69	62	131
14	534	44	128	172	70	130	200
15	355	32	96	128	49	67	116
16	792	99	156	255	148	189	337
17	648	61	130	191	81	169	250
18	374	37	56	93	58	74	132
19	420	48	77	125	73	107	180

■ Yellow in the TOTALS column means precinct hasn't reported
 N/A indicates AV (Absentee) results are included in Elec Day results



Election Results

Shelby Twp Treasurer One 4-year term

Official results, updated August 21, 9:05 PM

[Race List](#) | [Race Summary](#) | [Race Details](#) | [Race Details \(Printer Friendly\)](#)

POLL BOOK TOTALS	Lisa Manzella (REP)			Michael Flynn (REP)			
	AV	Elec Day	TOTAL	AV	Elec Day	TOTAL	
SHELBY TOWNSHIP							
01	770	81	204	285	105	164	269
02	626	39	142	181	109	131	240
03	275	20	49	69	32	66	98
04	489	54	112	166	68	88	156
05	707	93	155	248	100	110	210
06	229	10	57	67	12	46	58
07	766	81	165	246	149	159	308
08	371	32	81	113	66	84	150
09	215	7	40	47	20	49	69
10	390	30	86	116	53	72	125
11	389	37	86	123	43	77	120
12	546	75	114	189	90	110	200
13	372	39	94	133	69	62	131
14	534	44	128	172	70	130	200
15	355	32	96	128	49	67	116
16	792	99	156	255	148	189	337
17	648	61	130	191	81	169	250
18	374	37	56	93	58	74	132
19	420	48	77	125	73	107	180
20	297	21	57	78	30	46	76
21	137	5	20	25	13	20	33
22	860	98	152	250	179	199	378
23	781	108	187	295	120	180	300
24	943	121	185	306	192	207	399
25	595	83	118	201	111	96	207
26	502	64	42	106	108	47	155
27	477	39	53	92	69	91	160
28	801	135	101	236	149	71	220
29	281	14	80	94	14	60	74
	14,942	1,607	3,023	4,630	2,380	2,971	5,351
TOTALS							
	14,942	1,607	3,023	4,630	2,380	2,971	5,351

■ Yellow in the TOTALS column means precinct hasn't reported
 N/A indicates AV (Absentee) results are included in Elec Day results



Election Results

Shelby Twp Trustee Four 4-year terms

Official results, updated August 21, 9:05 PM

[Race List](#) | [Race Summary](#) | [Race Details](#) | [Race Details \(Printer Friendly\)](#)

POLL BOOK TOTALS	Ann Byrd Brown (REP)			Brent Freeman (REP)			Carolyn Gammicchia (REP)			David Curtis (REP)			Douglas C. Wozniak (REP)			Gary E. Kopp (REP)			
	AV	Elec Day	TOTAL	AV	Elec Day	TOTAL	AV	Elec Day	TOTAL	AV	Elec Day	TOTAL	AV	Elec Day	TOTAL	AV	Elec Day	TOTAL	
SHELBY TOWNSHIP																			
01	770	43	54	97	58	115	173	23	75	98	59	142	201	81	131	212	66	121	18
02	626	27	56	83	50	87	137	22	111	133	42	90	132	66	97	163	43	75	11
03	275	7	10	17	19	32	51	12	27	39	21	41	62	23	41	64	19	35	5
04	489	25	23	48	38	79	117	27	55	82	41	48	89	48	71	119	40	64	10
05	707	36	37	73	69	64	133	42	68	110	50	76	126	82	92	174	66	81	14
06	229	2	13	15	7	40	47	4	24	28	4	26	30	8	35	43	12	32	4
07	766	28	29	57	69	72	141	20	62	82	60	77	137	106	140	246	89	108	19
08	371	27	26	53	32	38	70	13	43	56	18	51	69	43	55	98	36	59	9
09	215	8	14	22	5	26	31	3	22	25	6	13	19	10	34	44	5	29	3
10	390	13	25	38	24	44	68	2	35	37	19	38	57	35	59	94	23	45	6
11	389	17	19	36	25	47	72	18	29	47	23	50	73	31	63	94	35	48	8
12	546	30	31	61	43	73	116	19	35	54	38	84	122	71	90	161	49	55	10
13	372	26	19	45	33	30	63	20	30	50	31	48	79	59	77	136	27	51	7
14	534	19	38	57	40	77	117	29	47	76	31	63	94	54	109	163	34	77	11
15	355	15	32	47	26	56	82	6	29	35	24	36	60	30	55	85	40	48	8
16	792	56	41	97	71	90	161	32	63	95	75	81	156	102	135	237	91	91	18
17	648	29	48	77	41	89	130	24	43	67	27	76	103	68	119	187	47	71	11

■ Yellow in the TOTALS column means precinct hasn't reported
 N/A indicates AV (Absentee) results are included in Elec Day results



Election Results

Shelby Twp Trustee Four 4-year terms

Official results, updated August 21, 9:05 PM

[Race List](#) | [Race Summary](#) | [Race Details](#) | [Race Details \(Printer Friendly\)](#)

POLL BOOK TOTALS	Ann Byrd Brown (REP)			Brent Freeman (REP)			Carolyn Gammicchia (REP)			David Curtis (REP)			Douglas C. Wozniak (REP)			Gary E. Kopp (REP)			John J. Holeton (REP)			Nick Nightingale (REP)			Paul Viar (REP)			Paula Calvaruso Filar (REP)			Raquel R. Moore (REP)			Steven H. Fick (REP)			Vincent A. Bernardi (REP)			Clarence A. Cook (DEM)				
	AV	Elec Day	TOTAL	AV	Elec Day	TOTAL	AV	Elec Day	TOTAL	AV	Elec Day	TOTAL	AV	Elec Day	TOTAL	AV	Elec Day	TOTAL	AV	Elec Day	TOTAL	AV	Elec Day	TOTAL	AV	Elec Day	TOTAL	AV	Elec Day	TOTAL	AV	Elec Day	TOTAL	AV	Elec Day	TOTAL	AV	Elec Day	TOTAL	AV	Elec Day	TOTAL	AV	Elec Day
SHELBY TOWNSHIP																																												
01	770	43	54	97	58	115	173	23	75	98	59	142	201	81	131	212	66	121	187	11	30	41	67	151	218	83	116	199	74	124	198	35	70	105	14	34	48	59	108	167	26	36	62	
02	626	27	56	83	50	87	137	22	111	133	42	90	132	66	97	163	43	75	118	25	43	68	39	122	161	65	77	142	50	75	125	39	66	105	10	21	31	39	50	89	20	56	76	
03	275	7	10	17	19	32	51	12	27	39	21	41	62	23	41	64	19	35	54	8	16	24	25	55	80	22	58	80	19	46	65	16	18	34	5	22	27	7	12	19	15	32	47	
04	489	25	23	48	38	79	117	27	55	82	41	48	89	48	71	119	40	64	104	21	27	48	40	93	133	55	51	106	46	59	105	36	37	73	14	18	32	24	39	63	26	42	68	
05	707	36	37	73	69	64	133	42	68	110	50	76	126	82	92	174	66	81	147	16	28	44	76	129	205	71	87	158	81	104	185	51	69	120	22	22	44	49	79	128	43	60	103	
06	229	2	13	15	7	40	47	4	24	28	4	26	30	8	35	43	12	32	44	5	19	24	8	51	59	10	30	40	7	35	42	8	30	38	0	9	9	3	12	15	8	24	32	
07	766	28	29	57	69	72	141	20	62	82	60	77	137	106	140	246	89	108	197	30	44	74	87	113	200	98	124	222	99	117	216	79	111	190	15	30	45	43	48	91	33	56	89	
08	371	27	26	53	32	38	70	13	43	56	18	51	69	43	55	98	36	59	95	20	32	52	23	76	99	50	57	107	53	61	114	36	51	87	4	10	14	27	26	53	15	33	48	
09	215	8	14	22	5	26	31	3	22	25	6	13	19	10	34	44	5	29	34	2	13	15	4	28	32	12	38	50	11	28	39	13	24	37	3	14	17	5	8	13	16	37	53	
10	390	13	25	38	24	44	68	2	35	37	19	38	57	35	59	94	23	45	68	18	37	55	25	65	90	33	67	100	28	47	75	31	36	67	7	14	21	18	36	54	28	38	66	
11	389	17	19	36	25	47	72	18	29	47	23	50	73	31	63	94	35	48	83	7	24	31	38	77	115	24	55	79	27	64	91	28	45	73	4	17	21	12	18	30	21	39	60	
12	546	30	31	61	43	73	116	19	35	54	38	84	122	71	90	161	49	55	104	31	23	54	57	112	169	77	94	171	75	111	186	46	52	98	10	16	26	34	36	70	17	33	50	
13	372	26	19	45	33	30	63	20	30	50	31	48	79	59	77	136	27	51	78	11	14	25	41	52	93	44	59	103	57	67	124	19	30	49	11	10	21	31	30	61	15	31	46	
14	534	19	38	57	40	77	117	29	47	76	31	63	94	54	109	163	34	77	111	10	25	35	39	111	150	47	105	152	49	107	156	28	55	83	9	21	30	21	58	79	17	40	57	
15	355	15	32	47	26	56	82	6	29	35	24	36	60	30	55	85	40	48	88	14	18	32	28	74	102	29	66	95	40	68	108	29	29	58	7	8	15	14	34	48	15	28	43	
16	792	56	41	97	71	90	161	32	63	95	75	81	156	102	135	237	91	91	182	18	31	49	66	110	176	92	139	231	116	167	283	58	82	140	20	28	48	60	108	168	24	30	54	
17	648	29	48	77	41	89	130	24	43	67	27	76	103	68	119	187	47	71	118	16	30	46	52	114	166	58	115	173	66	125	191	30	72	102	11	45	56	40	72	112	16	66	82	
18	374	16	19	35	30	40	70	16	28	44	19	27	46	44	47	91	35	27	62	7	17	24	20	48	68	37	54	91	48	57	105	32	39	71	9	14	23	16	29	45	27	45	72	
19	420	21	22	43	45	46	91	16	26	42	24	34	58	62	90	152	41	50	91	16	16	32	43	56	99	63	83	146	58	81	139	31	38	69	6	14	20	16	37	53	12	24	36	
20	297	6	13	19	17	24	41	10	31	41	13	12	25	21	43	64	15	23	38	5	15	20	22	32	54	20	29	49	13	36	49	12	22	34	0	13	13	20	47	67	22	28	50	
21	137	8	5	13	1	10	11	2	9	11	6	10	16	5	11	16	9	15	24	4	8	12	4	14	18	9	9	18	6	12	18	8	11	19	3	9	12	1	7	8	9	28	37	
22	860	45	41	86	85	91	176	41	66	107	66	85	151	144	174	318	103	131	234	28	35	63	71	125	196	129	119	248	109	147	256	65	92	157	24	39	63	57	87	144	26	47	73	
23	781	49	48	97	59	96	155	47	75	122	60	84	144	99	137	236	106	147	253	27	26	53	83	151	234	102	129	231	100	147	247	42	78	120	15	30	45	44	93	137	16	33	49	
24	943	77	75	152	78	92	170	65	72	137	76	94	170	145	148	293	123	118	241	19	26	45	94	153	247	122	157	279	139	144	283	63	97	160	29	36	65	60	86	146	23	40	63	
25	595	43	24	67	50	53	103	43	58	101	54	59	113	78	91	169	69	58	127	19	19	38	51	79	130	78	66	144	77	87	164	51	36	87	20	15	35	39	58	97	26	36	62	
26	502	40	14	54	51	16	67	20	10	30	45	38	83	71	41	112	49	26	75	24	11	35	42	32	74	70	30	100	79	26	105	37	18	55	18	8	26	59	37	96	67	40	107	
27	477	26	20	46	26	48	74	15	18	33	22	36	58	51	64	115	21	26	47	7	9	16	20	31	51	60	62	122	60	57	117	26	33	59	4	14	18	24	35	59	29	48	77	
28	801	60	34	94	95	49	144	52	46	98	87	52	139	107	70	177	93	52	145	29	19	48	86	53	139	118	49	167	134	55	189	87	33	120	19	12	31	48	30	78	95	56	151	
29	281	9	22	31	8	27	35	3	30	33	7	40	47	11	42	53	12	37	49	3	14	17	9	41	50	7	52	59	13	49	62	3	21	24	3	17	20	6	24	30	7	35	42	
TOTALS																																												
14,942	808	852	1,660	1,195	1,651	2,846	646	1,267	1,913	1,048	1,611	2,659	1,755	2,361	4,116	1,398	1,800	3,198	451	669	1,120	1,260	2,348	3,608	1,685	2,177	3,862	1,734	2,303	4,037	1,039	1,395	2,434	316	560	876	876	1,344	2,220	714	1,141	1,855		

Yellow in the TOTALS column means precinct hasn't reported
N/A indicates AV (Absentee) results are included in Elec Day results



Election Results

Washington Twp Supervisor One 4-year term

Official results, updated August 21, 9:05 PM

[Race List](#) | [Race Summary](#) | [Race Details](#) | [Race Details \(Printer Friendly\)](#)

	POLL BOOK TOTALS	Dan O'Leary (REP)		
		AV	Elec Day	TOTAL
WASHINGTON TOWNSHIP				
01	347	44	93	137
02	698	186	176	362
03	626	142	209	351
04	364	58	96	154
05	631	167	170	337
06	700	208	215	423
07	581	117	198	315
08	504	122	138	260
09	543	80	168	248
	4,994	1,124	1,463	2,587
TOTALS				
	4,994	1,124	1,463	2,587

■ Yellow in the TOTALS column means precinct hasn't reported
N/A indicates AV (Absentee) results are included in Elec Day results



Election Results

Washington Twp Supervisor One 4-year term

Official results, updated August 21, 9:05 PM

[Race List](#) | [Race Summary](#) | [Race Details](#) | [Race Details \(Printer Friendly\)](#)

	POLL BOOK TOTALS	Dan O'Leary (REP)		
		AV	Elec Day	TOTAL
WASHINGTON TOWNSHIP				
01	347	44	93	137
02	698	186	176	362
03	626	142	209	351
04	364	58	96	154
05	631	167	170	337
06	700	208	215	423
07	581	117	198	315
08	504	122	138	260
09	543	80	168	248
	4,994	1,124	1,463	2,587
TOTALS				
	4,994	1,124	1,463	2,587

■ Yellow in the TOTALS column means precinct hasn't reported
N/A indicates AV (Absentee) results are included in Elec Day results



Election Results

Washington Twp Clerk One 4-year term

Official results, updated August 21, 9:05 PM

[Race List](#) | [Race Summary](#) | [Race Details](#) | [Race Details \(Printer Friendly\)](#)

POLL BOOK TOTALS		Kathy Bosheers (REP)		
		AV	Elec Day	TOTAL
WASHINGTON TOWNSHIP				
01	347	45	97	142
02	698	188	157	345
03	626	148	198	346
04	364	60	93	153
05	631	171	166	337
06	700	215	200	415
07	581	112	183	295
08	504	122	131	253
09	543	80	161	241
	4,994	1,141	1,386	2,527
TOTALS				
	4,994	1,141	1,386	2,527

■ Yellow in the TOTALS column means precinct hasn't reported
N/A indicates AV (Absentee) results are included in Elec Day results



Election Results

Washington Twp Clerk One 4-year term

Official results, updated August 21, 9:05 PM

[Race List](#) | [Race Summary](#) | [Race Details](#) | [Race Details \(Printer Friendly\)](#)

POLL BOOK TOTALS		Kathy Bosheers (REP)		
		AV	Elec Day	TOTAL
WASHINGTON TOWNSHIP				
01	347	45	97	142
02	698	188	157	345
03	626	148	198	346
04	364	60	93	153
05	631	171	166	337
06	700	215	200	415
07	581	112	183	295
08	504	122	131	253
09	543	80	161	241
	4,994	1,141	1,386	2,527
TOTALS				
	4,994	1,141	1,386	2,527

■ Yellow in the TOTALS column means precinct hasn't reported
N/A indicates AV (Absentee) results are included in Elec Day results



Election Results

Washington Twp Treasurer One 4-year term

Official results, updated August 21, 9:05 PM

[Race List](#) | [Race Summary](#) | [Race Details](#) | [Race Details \(Printer Friendly\)](#)

POLL BOOK TOTALS	Joe Fortuna (REP)			Linda S. Verellen (REP)			
	AV	Elec Day	TOTAL	AV	Elec Day	TOTAL	
WASHINGTON TOWNSHIP							
01	347	13	42	55	51	107	158
02	698	44	67	111	169	118	287
03	626	44	63	107	145	174	319
04	364	16	41	57	53	72	125
05	631	38	39	77	165	163	328
06	700	46	71	117	184	184	368
07	581	26	67	93	132	165	297
08	504	30	45	75	106	113	219
09	543	27	93	120	75	128	203
	4,994	284	528	812	1,080	1,224	2,304
TOTALS							
	4,994	284	528	812	1,080	1,224	2,304

■ Yellow in the TOTALS column means precinct hasn't reported
 N/A indicates AV (Absentee) results are included in Elec Day results



Election Results

Washington Twp Treasurer One 4-year term

Official results, updated August 21, 9:05 PM

[Race List](#) | [Race Summary](#) | [Race Details](#) | [Race Details \(Printer Friendly\)](#)

POLL BOOK TOTALS	Joe Fortuna (REP)			Linda S. Verellen (REP)			
	AV	Elec Day	TOTAL	AV	Elec Day	TOTAL	
WASHINGTON TOWNSHIP							
01	347	13	42	55	51	107	158
02	698	44	67	111	169	118	287
03	626	44	63	107	145	174	319
04	364	16	41	57	53	72	125
05	631	38	39	77	165	163	328
06	700	46	71	117	184	184	368
07	581	26	67	93	132	165	297
08	504	30	45	75	106	113	219
09	543	27	93	120	75	128	203
	4,994	284	528	812	1,080	1,224	2,304
TOTALS							
	4,994	284	528	812	1,080	1,224	2,304

■ Yellow in the TOTALS column means precinct hasn't reported
 N/A indicates AV (Absentee) results are included in Elec Day results



Election Results

Washington Twp Trustee Four 4-year terms

Official results, updated August 21, 9:05 PM

[Race List](#) | [Race Summary](#) | [Race Details](#) | [Race Details \(Printer Friendly\)](#)

POLL BOOK TOTALS	Abby Jacobson (REP)			Art Grimes (REP)			Bill Scarborough (REP)			Harold Miller (REP)			Jim Richardson (REP)			Lisa Rapp (REP)			Richard Seldon (REP)			S	
	AV	Elec Day	TOTAL	AV	Elec Day	TOTAL	AV	Elec Day	TOTAL	AV	Elec Day	TOTAL	AV	Elec Day	TOTAL	AV	Elec Day	TOTAL	AV	Elec Day	TOTAL		AV
WASHINGTON TOWNSHIP																							
01	347	37	91	128	24	45	69	20	37	57	31	46	77	29	50	79	31	91	122	9	19	28	11
02	698	114	98	212	79	63	142	63	44	107	80	74	154	69	53	122	141	106	247	47	28	75	57
03	626	114	138	252	89	133	222	45	57	102	113	112	225	56	63	119	129	175	304	22	21	43	31
04	364	36	45	81	18	39	57	20	40	60	41	57	98	17	36	53	38	70	108	10	18	28	13
05	631	128	123	251	77	84	161	68	66	134	64	82	146	70	72	142	149	158	307	20	22	42	31
06	700	132	127	259	104	82	186	78	96	174	77	73	150	82	79	161	164	153	317	29	32	61	41
07	581	74	104	178	39	77	116	35	65	100	38	50	88	62	68	130	85	130	215	32	31	63	11
08	504	66	67	133	38	48	86	47	48	95	56	40	96	42	57	99	76	104	180	29	20	49	19
09	543	42	82	124	33	62	95	36	74	110	55	93	148	27	64	91	51	113	164	18	42	60	19
	4,994	743	875	1,618	501	633	1,134	412	527	939	555	627	1,182	454	542	996	864	1,100	1,964	216	233	449	233
TOTALS																							
	4,994	743	875	1,618	501	633	1,134	412	527	939	555	627	1,182	454	542	996	864	1,100	1,964	216	233	449	233

■ Yellow in the TOTALS column means precinct hasn't reported
 N/A indicates AV (Absentee) results are included in Elec Day results



Washington Twp Trustee Four 4-year terms

Official results, updated August 21, 9:05 PM

[Race List](#) |
 [Race Summary](#) |
 [Race Details](#) |
 [Race Details \(Printer Friendly\)](#)

POLL BOOK TOTALS	Abby Jacobson (REP)			Art Grimes (REP)			Bill Scarborough (REP)			Harold Miller (REP)			Jim Richardson (REP)			Lisa Rapp (REP)			Richard Seldon (REP)			Sebastian S. Previti (REP)			Stanley Babinski (REP)			
	AV	Elec Day	TOTAL	AV	Elec Day	TOTAL	AV	Elec Day	TOTAL	AV	Elec Day	TOTAL	AV	Elec Day	TOTAL	AV	Elec Day	TOTAL	AV	Elec Day	TOTAL	AV	Elec Day	TOTAL	AV	Elec Day	TOTAL	
WASHINGTON TOWNSHIP																												
01	347	37	91	128	24	45	69	20	37	57	31	46	77	29	50	79	31	91	122	9	19	28	11	25	36	16	51	67
02	698	114	98	212	79	63	142	63	44	107	80	74	154	69	53	122	141	106	247	47	28	75	57	69	126	48	69	117
03	626	114	138	252	89	133	222	45	57	102	113	112	225	56	63	119	129	175	304	22	21	43	31	50	81	39	71	110
04	364	36	45	81	18	39	57	20	40	60	41	57	98	17	36	53	38	70	108	10	18	28	13	35	48	16	40	56
05	631	128	123	251	77	84	161	68	66	134	64	82	146	70	72	142	149	158	307	20	22	42	31	40	71	33	65	98
06	700	132	127	259	104	82	186	78	96	174	77	73	150	82	79	161	164	153	317	29	32	61	41	59	100	46	71	117
07	581	74	104	178	39	77	116	35	65	100	38	50	88	62	68	130	85	130	215	32	31	63	11	54	65	38	41	79
08	504	66	67	133	38	48	86	47	48	95	56	40	96	42	57	99	76	104	180	29	20	49	19	22	41	42	59	101
09	543	42	82	124	33	62	95	36	74	110	55	93	148	27	64	91	51	113	164	18	42	60	19	88	107	31	76	107
TOTALS	4,994	743	875	1,618	501	633	1,134	412	527	939	555	627	1,182	454	542	996	864	1,100	1,964	216	233	449	233	442	675	309	543	852

 Yellow in the TOTALS column means precinct hasn't reported
 N/A indicates AV (Absentee) results are included in Elec Day results



Election Results

Macomb County Veterans' Millage

Official results, updated August 21, 9:07 PM

[Race List](#) | [Race Summary](#) | [Race Details](#) | [Race Details \(Printer Friendly\)](#)

POLL BOOK TOTALS	YES			NO			
	AV	Elec Day	TOTAL	AV	Elec Day	TOTAL	
ARMADA TOWNSHIP							
01	720	222	288	510	59	69	128
02	461	96	205	301	28	71	99
	1,181	318	493	811	87	140	227
BRUCE TOWNSHIP							
01	462	134	209	343	31	52	83
02	824	199	372	571	79	132	211
03	460	172	181	353	26	51	77
04	540	123	254	377	35	92	127
	2,286	628	1,016	1,644	171	327	498
CENTER LINE CITY							
01	346	87	164	251	31	50	81
02	201	80	75	155	11	26	37
03	285	81	147	228	13	32	45
04	206	39	124	163	9	26	35
05	203	62	114	176	2	12	14
	1,241	349	624	973	66	146	212
CHESTERFIELD TOWNSHIP							
01	465	N/A	363	363	N/A	87	87
02	396	N/A	293	293	N/A	81	81

 Yellow in the TOTALS column means precinct hasn't reported
 N/A indicates AV (Absentee) results are included in Elec Day results



Election Results

Macomb County Veterans' Millage

Official results, updated August 21, 9:07 PM

[Race List](#) | [Race Summary](#) | [Race Details](#) | [Race Details \(Printer Friendly\)](#)

	POLL BOOK TOTALS	YES			NO		
		AV	Elec Day	TOTAL	AV	Elec Day	TOTAL
ARMADA TOWNSHIP							
01	720	222	288	510	59	69	128
02	461	96	205	301	28	71	99
	1,181	318	493	811	87	140	227
BRUCE TOWNSHIP							
01	462	134	209	343	31	52	83
02	824	199	372	571	79	132	211
03	460	172	181	353	26	51	77
04	540	123	254	377	35	92	127
	2,286	628	1,016	1,644	171	327	498
CENTER LINE CITY							
01	346	87	164	251	31	50	81
02	201	80	75	155	11	26	37
03	285	81	147	228	13	32	45
04	206	39	124	163	9	26	35
05	203	62	114	176	2	12	14
	1,241	349	624	973	66	146	212
CHESTERFIELD TOWNSHIP							
01	465	N/A	363	363	N/A	87	87
02	396	N/A	293	293	N/A	81	81
03	481	N/A	369	369	N/A	79	79
04	127	N/A	83	83	N/A	39	39
05	465	N/A	371	371	N/A	72	72
06	378	N/A	286	286	N/A	75	75
07	493	N/A	351	351	N/A	111	111
08	414	N/A	302	302	N/A	92	92
09	322	N/A	222	222	N/A	80	80
10	662	N/A	454	454	N/A	176	176
11	250	N/A	199	199	N/A	44	44
12	226	N/A	179	179	N/A	36	36
13	375	N/A	280	280	N/A	71	71
14	221	N/A	150	150	N/A	60	60
15	56	N/A	44	44	N/A	10	10
16	201	N/A	168	168	N/A	22	22
17	128	N/A	84	84	N/A	33	33
18	264	N/A	209	209	N/A	46	46
		N/A			N/A		

19	234		187	187		36	36
20	331	N/A	227	227	N/A	83	83
	6,489	N/A	4,821	4,821	N/A	1,333	1,333
CLINTON TOWNSHIP							
01	396	173	145	318	36	25	61
02	153	59	67	126	8	16	24
03	232	68	103	171	20	24	44
04	76	39	24	63	3	4	7
05	193	30	105	135	6	18	24
06	352	130	161	291	25	17	42
07	241	82	105	187	21	19	40
08	265	92	108	200	16	24	40
09	187	55	91	146	20	12	32
10	459	160	169	329	33	50	83
11	278	64	133	197	18	40	58
12	169	54	79	133	10	16	26
13	349	84	175	259	25	36	61
14	166	51	79	130	11	11	22
15	306	87	155	242	18	19	37
16	374	169	135	304	22	15	37
17	253	76	104	180	22	30	52
18	357	146	139	285	32	29	61
19	466	212	120	332	48	39	87
20	36	6	25	31	1	3	4
21	222	104	78	182	14	10	24
22	325	134	128	262	13	27	40
23	505	204	168	372	36	51	87
24	313	130	115	245	15	26	41
25	273	104	95	199	17	24	41
26	421	146	151	297	37	61	98
27	396	160	136	296	46	33	79
28	189	79	70	149	3	23	26
29	522	191	235	426	32	43	75
30	300	102	133	235	17	25	42
31	280	60	156	216	21	27	48
32	315	127	105	232	40	20	60
33	414	158	169	327	36	29	65
34	110	24	71	95	3	7	10
35	720	339	233	572	55	36	91
36	322	136	103	239	21	32	53
37	572	267	198	465	31	35	66
38	337	92	146	238	22	49	71
39	335	160	90	250	26	35	61
40	507	139	219	358	40	69	109
41	376	151	137	288	17	34	51
42	344	152	132	284	18	20	38
43	219	78	92	170	28	11	39
44	596	264	185	449	55	50	105
45							

	373	138	153	291	21	40	61
46	567	301	143	444	55	24	79
	15,161	5,777	5,863	11,640	1,114	1,288	2,402
EASTPOINTE							
01	272	44	177	221	11	33	44
02	446	115	252	367	10	48	58
03	374	76	217	293	14	47	61
04	351	80	188	268	26	38	64
05	329	67	200	267	14	37	51
06	341	69	203	272	14	38	52
07	391	84	226	310	6	49	55
08	338	67	183	250	23	44	67
09	361	81	200	281	19	40	59
10	296	89	130	219	23	37	60
11	518	145	254	399	16	60	76
12	531	115	275	390	46	63	109
	4,548	1,032	2,505	3,537	222	534	756
FRASER							
01	251	89	118	207	12	27	39
02	425	116	203	319	31	59	90
03	557	218	237	455	38	38	76
04	349	115	171	286	14	31	45
05	130	45	57	102	11	11	22
06	452	128	213	341	30	54	84
07	248	92	111	203	6	19	25
	2,412	803	1,110	1,913	142	239	381
HARRISON TOWNSHIP							
01	452	151	200	351	28	42	70
02	470	154	215	369	24	35	59
03	338	102	146	248	21	39	60
04	666	189	301	490	53	76	129
05	668	206	284	490	51	85	136
06	565	153	289	442	36	56	92
07	683	237	298	535	49	60	109
08	324	111	146	257	27	20	47
09	513	215	176	391	45	49	94
10	392	103	186	289	26	56	82
	5,071	1,621	2,241	3,862	360	518	878
LENOX TOWNSHIP							
01	469	138	189	327	43	54	97
02	444	126	200	326	31	51	82
03	509	83	278	361	22	98	120
04	167	16	107	123	3	33	36
	1,589	363	774	1,137	99	236	335
MACOMB TOWNSHIP							
01	323	114	113	227	29	40	69
02	448	170	182	352	22	47	69
03	292	77	126	203	18	46	64
04	432	131	195	326	26	45	71

05	443	155	191	346	26	49	75
06	408	209	134	343	15	23	38
07	370	122	155	277	30	35	65
08	316	130	102	232	29	25	54
09	291	103	104	207	17	47	64
10	210	75	96	171	6	17	23
11	418	96	199	295	34	46	80
12	396	165	135	300	25	32	57
13	370	87	173	260	30	60	90
14	424	142	164	306	25	55	80
15	498	254	132	386	48	29	77
16	526	132	246	378	33	67	100
17	343	103	159	262	32	27	59
18	227	118	74	192	11	12	23
19	112	42	52	94	7	3	10
20	332	106	133	239	28	41	69
21	454	238	120	358	29	36	65
22	507	233	160	393	43	34	77
23	592	302	135	437	64	40	104
24	671	257	219	476	73	63	136
25	191	63	82	145	7	21	28
26	222	79	87	166	10	26	36
27	214	64	81	145	23	22	45
28	227	64	97	161	14	38	52
29	266	64	133	197	14	37	51
30	351	116	149	265	33	29	62
31	232	102	72	174	14	12	26
32	288	56	152	208	14	35	49
33	295	127	100	227	24	30	54
34	273	96	107	203	25	27	52
35	224	66	109	175	6	31	37
	12,186	4,458	4,668	9,126	884	1,227	2,111

MEMPHIS

01	103	N/A	87	87	N/A	12	12
	103	N/A	87	87	N/A	12	12

MOUNT CLEMENS

01	246	69	114	183	13	24	37
02	472	92	292	384	20	55	75
03	453	129	237	366	20	47	67
04	237	55	135	190	5	25	30
05	212	105	65	170	17	14	31
06	267	62	152	214	9	26	35
09	490	159	235	394	32	31	63
	2,377	671	1,230	1,901	116	222	338

NEW BALTIMORE

01	267	71	136	207	17	35	52
02	290	80	145	225	20	27	47
03	481	119	261	380	25	62	87
04							

	391	123	185	308	23	43	66
05	405	94	224	318	22	54	76
	1,834	487	951	1,438	107	221	328
RAY TOWNSHIP							
01	446	108	189	297	22	65	87
02	618	136	244	380	41	104	145
	1,064	244	433	677	63	169	232
RICHMOND TOWNSHIP							
01	287	N/A	201	201	N/A	68	68
02	293	N/A	194	194	N/A	80	80
	580	N/A	395	395	N/A	148	148
RICHMOND CITY							
01	575	206	275	481	39	26	65
02	372	117	179	296	31	26	57
	947	323	454	777	70	52	122
ROSEVILLE							
01	144	44	67	111	8	22	30
02	206	72	92	164	14	19	33
03	296	115	125	240	18	18	36
04	238	90	106	196	9	19	28
05	342	108	168	276	17	31	48
06	247	66	140	206	12	14	26
07	161	43	85	128	5	19	24
08	280	77	135	212	17	35	52
09	293	106	116	222	26	34	60
10	148	49	69	118	10	12	22
11	173	81	61	142	9	15	24
12	197	66	88	154	14	16	30
13	172	56	84	140	11	12	23
14	292	99	126	225	25	27	52
15	432	178	174	352	24	26	50
16	465	138	233	371	30	48	78
17	191	57	87	144	11	28	39
18	322	105	142	247	23	35	58
19	205	55	107	162	8	28	36
20	242	87	104	191	17	20	37
21	262	98	119	217	15	15	30
	5,308	1,790	2,428	4,218	323	493	816
SHELBY TOWNSHIP							
01	770	174	321	495	71	101	172
02	626	172	283	455	38	69	107
03	275	66	130	196	21	34	55
04	489	139	209	348	50	51	101
05	707	225	279	504	53	80	133
06	229	41	127	168	2	28	30
07	766	255	319	574	53	67	120
08	371	102	146	248	22	38	60
09	215	52	116	168	7	25	32
10	390	124	175	299	23	37	60

11	389	114	164	278	21	37	58
12	546	162	232	394	37	48	85
13	372	124	138	262	24	52	76
14	534	120	223	343	40	61	101
15	355	87	146	233	28	52	80
16	792	254	309	563	64	83	147
17	648	149	294	443	33	98	131
18	374	132	153	285	21	22	43
19	420	118	158	276	40	57	97
20	297	82	129	211	15	30	45
21	137	28	80	108	9	9	18
22	860	272	330	602	82	92	174
23	781	228	311	539	63	88	151
24	943	292	368	660	92	87	179
25	595	234	225	459	40	57	97
26	502	243	130	373	48	26	74
27	477	148	201	349	23	46	69
28	801	389	203	592	79	50	129
29	281	29	143	172	21	54	75
	14,942	4,555	6,042	10,597	1,120	1,579	2,699

ST. CLAIR SHORES

01	898	345	359	704	77	69	146
02	468	148	224	372	27	40	67
03	497	175	238	413	22	38	60
04	340	115	144	259	17	35	52
05	520	118	276	394	27	70	97
06	523	166	253	419	25	41	66
07	329	86	185	271	11	29	40
08	494	162	225	387	32	48	80
09	358	126	157	283	26	29	55
10	587	216	263	479	25	44	69
11	291	92	138	230	20	23	43
12	679	217	324	541	57	45	102
13	904	295	374	669	77	107	184
14	224	60	117	177	12	25	37
15	538	196	221	417	45	47	92
16	606	214	269	483	39	51	90
17	672	219	294	513	52	59	111
18	499	182	207	389	26	54	80
19	434	155	196	351	25	35	60
20	300	121	124	245	24	14	38
21	382	144	162	306	21	28	49
22	345	99	161	260	30	44	74
23	470	171	198	369	35	44	79
24	726	309	246	555	69	56	125
	12,084	4,131	5,355	9,486	821	1,075	1,896

STERLING HEIGHTS

01	324	93	142	235	29	38	67

02	449	130	216	346	34	40	74
03	500	202	196	398	34	40	74
04	571	174	266	440	40	63	103
05	584	206	263	469	51	38	89
06	296	87	135	222	23	40	63
07	457	165	205	370	31	31	62
08	361	125	152	277	28	32	60
09	239	97	101	198	18	16	34
10	515	205	191	396	47	55	102
11	327	103	146	249	32	36	68
12	592	251	216	467	52	45	97
13	301	118	103	221	22	29	51
14	242	78	105	183	16	26	42
15	335	120	122	242	22	37	59
16	305	95	120	215	21	43	64
17	342	115	128	243	46	28	74
18	510	162	221	383	41	62	103
19	479	168	223	391	20	42	62
20	465	146	216	362	25	53	78
21	261	74	130	204	14	37	51
22	321	95	142	237	17	39	56
23	364	107	167	274	25	32	57
24	261	53	137	190	20	30	50
25	586	200	286	486	43	38	81
26	544	131	281	412	29	75	104
27	428	128	219	347	17	49	66
28	382	114	189	303	24	38	62
29	368	101	183	284	34	35	69
30	207	67	88	155	15	19	34
31	218	61	116	177	11	17	28
32	101	40	49	89	3	6	9
33	373	132	164	296	19	33	52
34	437	111	216	327	26	55	81
35	185	38	113	151	3	26	29
36	516	198	206	404	39	43	82
37	373	124	165	289	22	51	73
38	495	196	202	398	35	30	65
39	328	93	174	267	21	29	50
40	168	47	87	134	11	17	28
41	277	69	143	212	19	30	49
42	418	151	180	331	16	46	62
43	782	338	263	601	53	64	117
44	391	153	119	272	40	35	75
45	437	141	171	312	36	41	77
	17,415	5,802	7,657	13,459	1,224	1,709	2,933
UTICA							
01	126	N/A	99	99	N/A	14	14
02	294	N/A	231	231	N/A	54	54
03		N/A			N/A		

	254		204	204		29	29
	674	N/A	534	534	N/A	97	97
VILLAGE OF GROSSE POINTE SHORES							
03	21	N/A	16	16	N/A	3	3
	21	N/A	16	16	N/A	3	3
WARREN							
01	203	40	105	145	13	40	53
02	161	33	73	106	20	25	45
03	350	83	173	256	22	61	83
04	316	67	169	236	18	43	61
05	249	57	131	188	15	28	43
06	386	103	169	272	31	62	93
07	152	32	88	120	7	20	27
08	151	29	70	99	14	32	46
09	193	42	96	138	18	34	52
10	147	29	80	109	4	27	31
11	2	0	0	0	0	2	2
12	115	21	71	92	4	10	14
13	104	20	48	68	8	27	35
14	393	120	185	305	12	70	82
15	174	26	107	133	10	24	34
16	130	39	69	108	6	14	20
17	270	80	117	197	18	44	62
18	64	16	36	52	1	9	10
19	308	70	149	219	17	58	75
20	417	132	150	282	42	66	108
22	517	129	232	361	36	99	135
23	443	138	195	333	39	50	89
24	174	56	78	134	9	24	33
25	244	63	113	176	23	43	66
26	144	30	89	119	4	17	21
27	547	192	214	406	71	47	118
28	278	102	107	209	28	29	57
29	320	110	131	241	26	42	68
30	242	68	113	181	20	33	53
31	619	238	246	484	37	59	96
32	526	177	226	403	45	64	109
33	627	196	228	424	78	95	173
34	240	64	99	163	17	47	64
35	532	182	207	389	47	62	109
36	298	80	134	214	24	43	67
37	490	169	166	335	53	75	128
38	182	35	85	120	15	39	54
39	98	22	57	79	4	11	15
40	278	86	113	199	19	45	64
41	332	107	137	244	24	45	69
42	294	96	99	195	33	45	78
43	500	163	190	353	45	77	122
44	365	140	133	273	34	34	68

45	365	138	138	276	32	43	75
46	336	121	122	243	28	51	79
47	647	217	238	455	63	101	164
48	219	68	83	151	29	28	57
49	599	227	212	439	71	68	139
50	456	144	188	332	50	53	103
51	705	283	226	509	98	72	170
52	402	126	159	285	36	62	98
53	365	129	148	277	30	52	82
54	537	184	202	386	54	79	133
55	473	115	222	337	34	85	119
56	253	90	96	186	19	32	51
57	446	99	231	330	31	71	102
58	696	249	264	513	53	110	163
	19,074	5,872	8,007	13,879	1,639	2,728	4,367
WASHINGTON TOWNSHIP							
01	347	94	188	282	10	36	46
02	698	309	259	568	47	60	107
03	626	201	279	480	41	69	110
04	364	118	177	295	9	44	53
05	631	233	255	488	63	51	114
06	700	269	270	539	63	68	131
07	581	188	228	416	33	87	120
08	504	197	201	398	40	45	85
09	543	143	255	398	43	71	114
	4,994	1,752	2,112	3,864	349	531	880
TOTALS							
	133,581	40,976	59,816	100,792	8,977	15,027	24,004

■ Yellow in the TOTALS column means precinct hasn't reported
N/A indicates AV (Absentee) results are included in Elec Day results



Election Results

Macomb County Art Institute Authority Millage

Official results, updated August 21, 9:07 PM

[Race List](#) | [Race Summary](#) | [Race Details](#) | [Race Details \(Printer Friendly\)](#)

POLL BOOK TOTALS	YES			NO			
	AV	Elec Day	TOTAL	AV	Elec Day	TOTAL	
ARMADA TOWNSHIP							
01	720	100	155	255	172	204	376
02	461	47	92	139	81	185	266
	1,181	147	247	394	253	389	642
BRUCE TOWNSHIP							
01	462	63	148	211	95	115	210
02	824	77	186	263	195	322	517
03	460	63	98	161	134	137	271
04	540	42	120	162	116	229	345
	2,286	245	552	797	540	803	1,343
CENTER LINE CITY							
01	346	42	105	147	75	109	184
02	201	54	56	110	37	45	82
03	285	40	114	154	52	67	119
04	206	22	93	115	28	57	85
05	203	40	79	119	22	48	70
	1,241	198	447	645	214	326	540
CHESTERFIELD TOWNSHIP							
01	465	N/A	226	226	N/A	218	218
02	396	N/A	133	133	N/A	245	245

Yellow in the TOTALS column means precinct hasn't reported
 N/A indicates AV (Absentee) results are included in Elec Day results



Election Results

Macomb County Art Institute Authority Millage

Official results, updated August 21, 9:07 PM

[Race List](#) | [Race Summary](#) | [Race Details](#) | [Race Details \(Printer Friendly\)](#)

	POLL BOOK TOTALS	YES			NO		
		AV	Elec Day	TOTAL	AV	Elec Day	TOTAL
ARMADA TOWNSHIP							
01	720	100	155	255	172	204	376
02	461	47	92	139	81	185	266
	1,181	147	247	394	253	389	642
BRUCE TOWNSHIP							
01	462	63	148	211	95	115	210
02	824	77	186	263	195	322	517
03	460	63	98	161	134	137	271
04	540	42	120	162	116	229	345
	2,286	245	552	797	540	803	1,343
CENTER LINE CITY							
01	346	42	105	147	75	109	184
02	201	54	56	110	37	45	82
03	285	40	114	154	52	67	119
04	206	22	93	115	28	57	85
05	203	40	79	119	22	48	70
	1,241	198	447	645	214	326	540
CHESTERFIELD TOWNSHIP							
01	465	N/A	226	226	N/A	218	218
02	396	N/A	133	133	N/A	245	245
03	481	N/A	177	177	N/A	274	274
04	127	N/A	47	47	N/A	73	73
05	465	N/A	222	222	N/A	219	219
06	378	N/A	167	167	N/A	196	196
07	493	N/A	189	189	N/A	277	277
08	414	N/A	148	148	N/A	249	249
09	322	N/A	107	107	N/A	194	194
10	662	N/A	224	224	N/A	407	407
11	250	N/A	106	106	N/A	136	136
12	226	N/A	93	93	N/A	121	121
13	375	N/A	162	162	N/A	188	188
14	221	N/A	78	78	N/A	130	130
15	56	N/A	40	40	N/A	14	14
16	201	N/A	94	94	N/A	92	92
17	128	N/A	47	47	N/A	70	70
18	264	N/A	135	135	N/A	122	122
		N/A			N/A		

19	234		111	111		110	110
20	331	N/A	130	130	N/A	180	180
	6,489	N/A	2,636	2,636	N/A	3,515	3,515
CLINTON TOWNSHIP							
01	396	105	93	198	103	77	180
02	153	30	38	68	35	46	81
03	232	51	67	118	36	61	97
04	76	18	20	38	24	8	32
05	193	25	92	117	12	34	46
06	352	86	120	206	68	58	126
07	241	44	76	120	60	47	107
08	265	42	70	112	67	65	132
09	187	23	54	77	51	50	101
10	459	101	136	237	91	88	179
11	278	39	95	134	42	81	123
12	169	30	50	80	36	47	83
13	349	52	100	152	57	109	166
14	166	28	49	77	34	43	77
15	306	41	100	141	61	77	138
16	374	105	86	191	85	65	150
17	253	52	83	135	44	57	101
18	357	73	77	150	100	92	192
19	466	125	79	204	131	82	213
20	36	4	21	25	2	7	9
21	222	65	64	129	53	24	77
22	325	84	120	204	62	37	99
23	505	127	127	254	112	104	216
24	313	55	72	127	87	73	160
25	273	62	65	127	56	57	113
26	421	97	109	206	87	106	193
27	396	76	92	168	129	80	209
28	189	52	61	113	31	33	64
29	522	112	175	287	107	103	210
30	300	61	107	168	60	52	112
31	280	36	111	147	45	74	119
32	315	72	75	147	94	52	146
33	414	94	108	202	96	90	186
34	110	17	56	73	10	24	34
35	720	190	158	348	196	117	313
36	322	84	80	164	71	60	131
37	572	138	136	274	154	99	253
38	337	52	110	162	62	88	150
39	335	91	62	153	97	63	160
40	507	84	154	238	96	139	235
41	376	88	89	177	81	85	166
42	344	97	111	208	70	42	112
43	219	62	69	131	41	36	77
44	596	151	137	288	167	101	268
45							

	373	76	100	176	83	93	176
46	567	165	113	278	190	56	246
	15,161	3,362	4,167	7,529	3,476	3,082	6,558
EASTPOINTE							
01	272	31	136	167	21	75	96
02	446	81	209	290	45	90	135
03	374	48	184	232	45	84	129
04	351	47	121	168	60	103	163
05	329	40	139	179	40	96	136
06	341	49	163	212	36	82	118
07	391	64	212	276	25	66	91
08	338	36	178	214	55	53	108
09	361	44	146	190	57	98	155
10	296	53	111	164	58	58	116
11	518	87	185	272	75	134	209
12	531	75	243	318	91	100	191
	4,548	655	2,027	2,682	608	1,039	1,647
FRASER							
01	251	51	76	127	50	69	119
02	425	57	132	189	89	133	222
03	557	139	162	301	110	117	227
04	349	63	124	187	65	79	144
05	130	28	45	73	27	23	50
06	452	67	146	213	91	127	218
07	248	50	75	125	44	57	101
	2,412	455	760	1,215	476	605	1,081
HARRISON TOWNSHIP							
01	452	103	158	261	74	87	161
02	470	80	168	248	98	83	181
03	338	59	95	154	62	90	152
04	666	102	220	322	138	160	298
05	668	97	185	282	158	185	343
06	565	101	217	318	87	131	218
07	683	122	191	313	162	169	331
08	324	80	115	195	56	52	108
09	513	104	100	204	156	128	284
10	392	48	117	165	75	128	203
	5,071	896	1,566	2,462	1,066	1,213	2,279
LENOX TOWNSHIP							
01	469	50	88	138	130	155	285
02	444	63	126	189	93	128	221
03	509	49	197	246	54	180	234
04	167	10	75	85	10	64	74
	1,589	172	486	658	287	527	814
MACOMB TOWNSHIP							
01	323	48	73	121	94	85	179
02	448	79	103	182	109	125	234
03	292	32	79	111	63	96	159
04	432	74	140	214	84	104	188

05	443	83	128	211	101	116	217
06	408	103	92	195	121	66	187
07	370	64	99	163	88	94	182
08	316	79	70	149	81	63	144
09	291	35	65	100	84	86	170
10	210	41	81	122	40	33	73
11	418	50	129	179	81	122	203
12	396	97	85	182	91	85	176
13	370	49	122	171	65	116	181
14	424	83	112	195	85	111	196
15	498	143	70	213	157	93	250
16	526	54	156	210	113	163	276
17	343	50	97	147	84	91	175
18	227	73	51	124	56	37	93
19	112	27	40	67	22	17	39
20	332	63	94	157	75	81	156
21	454	124	70	194	141	86	227
22	507	123	92	215	152	103	255
23	592	166	88	254	195	87	282
24	671	132	119	251	196	162	358
25	191	32	40	72	37	67	104
26	222	36	40	76	53	74	127
27	214	35	42	77	51	63	114
28	227	25	64	89	53	71	124
29	266	37	103	140	40	69	109
30	351	61	70	131	89	113	202
31	232	45	45	90	69	40	109
32	288	21	95	116	47	98	145
33	295	67	63	130	83	65	148
34	273	39	65	104	81	70	151
35	224	29	72	101	43	69	112
	12,186	2,299	2,954	5,253	3,024	3,021	6,045

MEMPHIS

01	103	N/A	39	39	N/A	58	58
	103	N/A	39	39	N/A	58	58

MOUNT CLEMENS

01	246	48	90	138	34	49	83
02	472	67	246	313	43	104	147
03	453	68	163	231	77	124	201
04	237	32	107	139	28	59	87
05	212	79	59	138	42	21	63
06	267	36	124	160	36	56	92
09	490	95	168	263	96	107	203
	2,377	425	957	1,382	356	520	876

NEW BALTIMORE

01	267	39	91	130	49	84	133
02	290	41	101	142	55	76	131
03	481	58	153	211	85	175	260
04							

	391	62	117	179	78	112	190
05	405	49	139	188	67	141	208
	1,834	249	601	850	334	588	922
RAY TOWNSHIP							
01	446	37	108	145	91	149	240
02	618	50	119	169	127	233	360
	1,064	87	227	314	218	382	600
RICHMOND TOWNSHIP							
01	287	N/A	91	91	N/A	179	179
02	293	N/A	73	73	N/A	201	201
	580	N/A	164	164	N/A	380	380
RICHMOND CITY							
01	575	97	179	276	145	123	268
02	372	59	108	167	86	101	187
	947	156	287	443	231	224	455
ROSEVILLE							
01	144	22	47	69	29	41	70
02	206	32	62	94	51	53	104
03	296	74	110	184	56	41	97
04	238	57	68	125	42	59	101
05	342	75	116	191	49	83	132
06	247	34	91	125	45	65	110
07	161	19	66	85	30	41	71
08	280	39	104	143	57	68	125
09	293	49	75	124	81	75	156
10	148	22	51	73	37	31	68
11	173	43	45	88	44	30	74
12	197	34	57	91	46	49	95
13	172	25	58	83	41	42	83
14	292	51	80	131	71	75	146
15	432	109	128	237	91	75	166
16	465	79	140	219	88	143	231
17	191	35	58	93	29	59	88
18	322	58	118	176	66	60	126
19	205	31	75	106	31	62	93
20	242	41	75	116	62	51	113
21	262	51	85	136	61	53	114
	5,308	980	1,709	2,689	1,107	1,256	2,363
SHELBY TOWNSHIP							
01	770	101	192	293	143	235	378
02	626	77	194	271	129	160	289
03	275	28	70	98	58	95	153
04	489	61	133	194	128	129	257
05	707	108	201	309	166	163	329
06	229	16	82	98	27	76	103
07	766	125	198	323	180	192	372
08	371	43	110	153	79	82	161
09	215	24	84	108	36	58	94
10	390	61	121	182	81	95	176

11	389	57	107	164	76	99	175
12	546	90	162	252	107	123	230
13	372	66	100	166	80	90	170
14	534	57	131	188	104	164	268
15	355	39	98	137	77	104	181
16	792	126	194	320	190	200	390
17	648	78	186	264	100	209	309
18	374	76	115	191	74	62	136
19	420	63	100	163	94	115	209
20	297	46	81	127	51	80	131
21	137	21	68	89	17	21	38
22	860	154	216	370	197	210	407
23	781	114	212	326	179	197	376
24	943	152	247	399	236	214	450
25	595	144	153	297	131	136	267
26	502	137	99	236	152	61	213
27	477	76	138	214	93	110	203
28	801	195	148	343	262	109	371
29	281	8	104	112	42	97	139
	14,942	2,343	4,044	6,387	3,289	3,686	6,975

ST. CLAIR SHORES

01	898	250	312	562	169	127	296
02	468	92	185	277	82	81	163
03	497	124	208	332	70	75	145
04	340	82	109	191	53	75	128
05	520	71	237	308	72	117	189
06	523	117	219	336	74	84	158
07	329	46	144	190	51	71	122
08	494	97	176	273	95	98	193
09	358	83	132	215	69	57	126
10	587	120	200	320	121	112	233
11	291	61	108	169	53	57	110
12	679	138	261	399	137	115	252
13	904	176	288	464	195	200	395
14	224	30	86	116	41	58	99
15	538	127	182	309	114	91	205
16	606	109	194	303	143	129	272
17	672	127	217	344	142	138	280
18	499	117	154	271	91	110	201
19	434	86	128	214	90	102	192
20	300	73	98	171	70	48	118
21	382	75	115	190	93	80	173
22	345	61	122	183	68	83	151
23	470	87	142	229	115	101	216
24	726	210	198	408	170	111	281
	12,084	2,559	4,215	6,774	2,378	2,320	4,698

STERLING HEIGHTS

01	324	54	107	161	68	76	144

02	449	79	142	221	85	121	206
03	500	111	137	248	123	102	225
04	571	107	194	301	104	141	245
05	584	113	200	313	138	105	243
06	296	43	97	140	66	80	146
07	457	83	140	223	111	96	207
08	361	64	116	180	88	70	158
09	239	57	68	125	55	49	104
10	515	116	121	237	133	125	258
11	327	59	102	161	76	84	160
12	592	134	160	294	172	102	274
13	301	71	77	148	70	57	127
14	242	49	92	141	46	38	84
15	335	53	76	129	88	85	173
16	305	67	81	148	49	85	134
17	342	63	88	151	102	72	174
18	510	75	176	251	127	108	235
19	479	93	149	242	93	120	213
20	465	71	136	207	103	142	245
21	261	35	95	130	52	72	124
22	321	50	103	153	61	82	143
23	364	62	115	177	68	86	154
24	261	29	92	121	43	78	121
25	586	114	164	278	130	162	292
26	544	77	200	277	84	161	245
27	428	64	152	216	80	122	202
28	382	44	143	187	97	90	187
29	368	48	124	172	88	93	181
30	207	36	65	101	47	46	93
31	218	41	85	126	30	50	80
32	101	26	35	61	17	21	38
33	373	64	115	179	87	83	170
34	437	57	150	207	78	125	203
35	185	20	70	90	22	69	91
36	516	127	147	274	109	105	214
37	373	79	99	178	67	120	187
38	495	132	161	293	98	73	171
39	328	43	100	143	69	105	174
40	168	36	60	96	22	44	66
41	277	40	91	131	48	88	136
42	418	74	113	187	94	119	213
43	782	218	193	411	169	138	307
44	391	94	77	171	99	85	184
45	437	84	121	205	94	98	192
	17,415	3,256	5,329	8,585	3,750	4,173	7,923

UTICA							
01	126	N/A	69	69	N/A	45	45
02	294	N/A	131	131	N/A	152	152
03		N/A			N/A		

	254		148	148		87	87
	674	N/A	348	348	N/A	284	284
VILLAGE OF GROSSE POINTE SHORES							
03	21	N/A	17	17	N/A	4	4
	21	N/A	17	17	N/A	4	4
WARREN							
01	203	21	89	110	31	56	87
02	161	18	48	66	34	50	84
03	350	60	121	181	45	114	159
04	316	44	110	154	40	107	147
05	249	31	106	137	40	57	97
06	386	43	112	155	87	117	204
07	152	20	71	91	18	40	58
08	151	18	56	74	24	46	70
09	193	18	66	84	42	65	107
10	147	15	61	76	18	47	65
11	2	0	0	0	0	2	2
12	115	15	52	67	12	32	44
13	104	10	29	39	18	46	64
14	393	48	122	170	80	133	213
15	174	14	78	92	21	55	76
16	130	19	52	71	25	32	57
17	270	33	84	117	63	75	138
18	64	8	27	35	9	19	28
19	308	37	111	148	47	97	144
20	417	56	110	166	115	110	225
22	517	76	168	244	85	162	247
23	443	85	142	227	93	104	197
24	174	23	53	76	43	50	93
25	244	34	78	112	53	76	129
26	144	17	67	84	15	40	55
27	547	91	145	236	171	117	288
28	278	67	85	152	62	52	114
29	320	71	82	153	63	89	152
30	242	36	82	118	50	62	112
31	619	154	188	342	122	122	244
32	526	88	164	252	129	125	254
33	627	106	159	265	158	174	332
34	240	29	64	93	50	83	133
35	532	90	155	245	134	120	254
36	298	44	97	141	58	84	142
37	490	93	132	225	127	114	241
38	182	16	49	65	35	77	112
39	98	13	52	65	12	17	29
40	278	56	79	135	48	85	133
41	332	46	102	148	86	85	171
42	294	55	76	131	70	71	141
43	500	91	137	228	113	131	244
44	365	80	99	179	93	67	160

45	365	75	103	178	93	78	171
46	336	70	101	171	79	77	156
47	647	126	174	300	152	166	318
48	219	30	68	98	67	47	114
49	599	112	147	259	181	134	315
50	456	71	131	202	117	112	229
51	705	140	167	307	228	131	359
52	402	57	97	154	101	124	225
53	365	89	109	198	67	92	159
54	537	117	147	264	115	133	248
55	473	51	166	217	96	144	240
56	253	43	67	110	65	66	131
57	446	49	152	201	81	152	233
58	696	115	168	283	186	206	392
	19,074	3,134	5,757	8,891	4,267	5,069	9,336
WASHINGTON TOWNSHIP							
01	347	60	122	182	40	104	144
02	698	156	151	307	194	164	358
03	626	73	149	222	167	200	367
04	364	56	129	185	59	90	149
05	631	124	141	265	165	162	327
06	700	140	163	303	188	179	367
07	581	93	146	239	128	179	307
08	504	89	116	205	138	133	271
09	543	60	150	210	122	180	302
	4,994	851	1,267	2,118	1,201	1,391	2,592
TOTALS							
	133,581	22,469	40,803	63,272	27,075	34,855	61,930

■ Yellow in the TOTALS column means precinct hasn't reported
N/A indicates AV (Absentee) results are included in Elec Day results



Election Results

Eastpointe Charter Amendment, Chapter III

Official results, updated August 21, 9:07 PM

[Race List](#) | [Race Summary](#) | [Race Details](#) | [Race Details \(Printer Friendly\)](#)

POLL BOOK TOTALS	YES			NO			
	AV	Elec Day	TOTAL	AV	Elec Day	TOTAL	
EASTPOINTE							
01	272	24	105	129	27	87	114
02	446	63	162	225	52	108	160
03	374	44	141	185	45	104	149
04	351	46	112	158	55	106	161
05	329	37	116	153	42	110	152
06	341	36	121	157	30	97	127
07	391	41	144	185	42	125	167
08	338	49	123	172	40	88	128
09	361	59	118	177	43	112	155
10	296	57	84	141	53	62	115
11	518	81	148	229	64	131	195
12	531	75	160	235	85	138	223
	4,548	612	1,534	2,146	578	1,268	1,846
TOTALS							
	4,548	612	1,534	2,146	578	1,268	1,846

■ Yellow in the TOTALS column means precinct hasn't reported
 N/A indicates AV (Absentee) results are included in Elec Day results



Election Results

Eastpointe Charter Amendment, Chapter III

Official results, updated August 21, 9:07 PM

[Race List](#) | [Race Summary](#) | [Race Details](#) | [Race Details \(Printer Friendly\)](#)

POLL BOOK TOTALS	YES			NO			
	AV	Elec Day	TOTAL	AV	Elec Day	TOTAL	
EASTPOINTE							
01	272	24	105	129	27	87	114
02	446	63	162	225	52	108	160
03	374	44	141	185	45	104	149
04	351	46	112	158	55	106	161
05	329	37	116	153	42	110	152
06	341	36	121	157	30	97	127
07	391	41	144	185	42	125	167
08	338	49	123	172	40	88	128
09	361	59	118	177	43	112	155
10	296	57	84	141	53	62	115
11	518	81	148	229	64	131	195
12	531	75	160	235	85	138	223
	4,548	612	1,534	2,146	578	1,268	1,846
TOTALS							
	4,548	612	1,534	2,146	578	1,268	1,846

■ Yellow in the TOTALS column means precinct hasn't reported
N/A indicates AV (Absentee) results are included in Elec Day results



Election Results

Eastpointe Charter Amendment, Chapter XII

Official results, updated August 21, 9:07 PM

[Race List](#) | [Race Summary](#) | [Race Details](#) | [Race Details \(Printer Friendly\)](#)

POLL BOOK TOTALS	YES			NO			
	AV	Elec Day	TOTAL	AV	Elec Day	TOTAL	
EASTPOINTE							
01	272	31	113	144	20	75	95
02	446	68	166	234	47	99	146
03	374	44	147	191	41	93	134
04	351	47	120	167	57	88	145
05	329	45	115	160	31	102	133
06	341	38	131	169	33	79	112
07	391	51	153	204	31	105	136
08	338	51	127	178	34	72	106
09	361	48	129	177	51	91	142
10	296	59	82	141	45	64	109
11	518	95	148	243	51	121	172
12	531	74	177	251	81	118	199
	4,548	651	1,608	2,259	522	1,107	1,629
TOTALS							
	4,548	651	1,608	2,259	522	1,107	1,629

■ Yellow in the TOTALS column means precinct hasn't reported
 N/A indicates AV (Absentee) results are included in Elec Day results



Election Results

Eastpointe Charter Amendment, Chapter XII

Official results, updated August 21, 9:07 PM

[Race List](#) | [Race Summary](#) | [Race Details](#) | [Race Details \(Printer Friendly\)](#)

POLL BOOK TOTALS	YES			NO			
	AV	Elec Day	TOTAL	AV	Elec Day	TOTAL	
EASTPOINTE							
01	272	31	113	144	20	75	95
02	446	68	166	234	47	99	146
03	374	44	147	191	41	93	134
04	351	47	120	167	57	88	145
05	329	45	115	160	31	102	133
06	341	38	131	169	33	79	112
07	391	51	153	204	31	105	136
08	338	51	127	178	34	72	106
09	361	48	129	177	51	91	142
10	296	59	82	141	45	64	109
11	518	95	148	243	51	121	172
12	531	74	177	251	81	118	199
	4,548	651	1,608	2,259	522	1,107	1,629
TOTALS							
	4,548	651	1,608	2,259	522	1,107	1,629

 Yellow in the TOTALS column means precinct hasn't reported
 N/A indicates AV (Absentee) results are included in Elec Day results



Eastpointe Library Millage

Official results, updated August 21, 9:07 PM

[Race List](#) |
 [Race Summary](#) |
 [Race Details](#) |
 [Race Details \(Printer Friendly\)](#)

	POLL BOOK TOTALS	YES			NO		
		AV	Elec Day	TOTAL	AV	Elec Day	TOTAL
EASTPOINTE							
01	272	43	148	191	12	54	66
02	446	87	228	315	34	59	93
03	374	64	188	252	27	79	106
04	351	60	144	204	48	86	134
05	329	58	164	222	24	73	97
06	341	53	173	226	26	61	87
07	391	60	231	291	28	52	80
08	338	51	182	233	42	50	92
09	361	59	178	237	46	66	112
10	296	63	116	179	51	42	93
11	518	100	200	300	64	102	166
12	531	86	242	328	86	76	162
TOTALS							
	4,548	784	2,194	2,978	488	800	1,288

■ Yellow in the TOTALS column means precinct hasn't reported
■ indicates AV (Absentee) results are included in Elec Day results



Election Results

Eastpointe Library Millage

Official results, updated August 21, 9:07 PM

[Race List](#) | [Race Summary](#) | [Race Details](#) | [Race Details \(Printer Friendly\)](#)

POLL BOOK TOTALS	YES			NO			
	AV	Elec Day	TOTAL	AV	Elec Day	TOTAL	
EASTPOINTE							
01	272	43	148	191	12	54	66
02	446	87	228	315	34	59	93
03	374	64	188	252	27	79	106
04	351	60	144	204	48	86	134
05	329	58	164	222	24	73	97
06	341	53	173	226	26	61	87
07	391	60	231	291	28	52	80
08	338	51	182	233	42	50	92
09	361	59	178	237	46	66	112
10	296	63	116	179	51	42	93
11	518	100	200	300	64	102	166
12	531	86	242	328	86	76	162
	4,548	784	2,194	2,978	488	800	1,288
TOTALS							
	4,548	784	2,194	2,978	488	800	1,288

■ Yellow in the TOTALS column means precinct hasn't reported
N/A indicates AV (Absentee) results are included in Elec Day results



Election Results

New Baltimore Charter Commission

Official results, updated August 21, 9:07 PM

[Race List](#) | [Race Summary](#) | [Race Details](#) | [Race Details \(Printer Friendly\)](#)

	POLL BOOK TOTALS	YES			NO		
		AV	Elec Day	TOTAL	AV	Elec Day	TOTAL
NEW BALTIMORE							
01	267	29	73	102	60	96	156
02	290	53	79	132	48	89	137
03	481	50	158	208	88	156	244
04	391	54	95	149	87	112	199
05	405	40	127	167	77	143	220
	1,834	226	532	758	360	596	956
TOTALS							
	1,834	226	532	758	360	596	956

■ Yellow in the TOTALS column means precinct hasn't reported
N/A indicates AV (Absentee) results are included in Elec Day results



Election Results

New Baltimore Charter Commission

Official results, updated August 21, 9:07 PM

[Race List](#) | [Race Summary](#) | [Race Details](#) | [Race Details \(Printer Friendly\)](#)

POLL BOOK TOTALS	YES			NO			
	AV	Elec Day	TOTAL	AV	Elec Day	TOTAL	
NEW BALTIMORE							
01	267	29	73	102	60	96	156
02	290	53	79	132	48	89	137
03	481	50	158	208	88	156	244
04	391	54	95	149	87	112	199
05	405	40	127	167	77	143	220
	1,834	226	532	758	360	596	956
TOTALS							
	1,834	226	532	758	360	596	956

■ Yellow in the TOTALS column means precinct hasn't reported
N/A indicates AV (Absentee) results are included in Elec Day results



Election Results

Warren Police and Fire Millage

Official results, updated August 21, 9:07 PM

[Race List](#) | [Race Summary](#) | [Race Details](#) | [Race Details \(Printer Friendly\)](#)

	POLL BOOK TOTALS	YES			NO		
		AV	Elec Day	TOTAL	AV	Elec Day	TOTAL
WARREN							
01	203	44	99	143	10	48	58
02	161	32	60	92	23	39	62
03	350	78	156	234	30	81	111
04	316	58	146	204	30	74	104
05	249	55	111	166	20	51	71
06	386	80	113	193	52	119	171
07	152	26	83	109	12	26	38
08	151	29	70	99	15	32	47
09	193	42	88	130	18	44	62
10	147	24	79	103	9	30	39
11	2	0	0	0	0	2	2
12	115	23	63	86	5	20	25
13	104	20	42	62	8	33	41
14	393	93	147	240	39	109	148
15	174	23	92	115	13	41	54
16	130	35	65	100	10	18	28
17	270	67	98	165	30	63	93
18	64	12	32	44	5	12	17
19	308	59	128	187	28	81	109

■ Yellow in the TOTALS column means precinct hasn't reported
N/A indicates AV (Absentee) results are included in Elec Day results



Election Results

Warren Police and Fire Millage

Official results, updated August 21, 9:07 PM

[Race List](#) | [Race Summary](#) | [Race Details](#) | [Race Details \(Printer Friendly\)](#)

	POLL BOOK TOTALS	YES			NO		
		AV	Elec Day	TOTAL	AV	Elec Day	TOTAL
WARREN							
01	203	44	99	143	10	48	58
02	161	32	60	92	23	39	62
03	350	78	156	234	30	81	111
04	316	58	146	204	30	74	104
05	249	55	111	166	20	51	71
06	386	80	113	193	52	119	171
07	152	26	83	109	12	26	38
08	151	29	70	99	15	32	47
09	193	42	88	130	18	44	62
10	147	24	79	103	9	30	39
11	2	0	0	0	0	2	2
12	115	23	63	86	5	20	25
13	104	20	42	62	8	33	41
14	393	93	147	240	39	109	148
15	174	23	92	115	13	41	54
16	130	35	65	100	10	18	28
17	270	67	98	165	30	63	93
18	64	12	32	44	5	12	17
19	308	59	128	187	28	81	109
20	417	109	150	259	67	75	142
22	517	102	194	296	60	143	203
23	443	138	178	316	46	70	116
24	174	49	62	111	18	42	60
25	244	56	92	148	31	62	93
26	144	31	74	105	4	30	34
27	547	177	181	358	87	84	171
28	278	91	96	187	41	40	81
29	320	96	109	205	39	65	104
30	242	62	97	159	27	50	77
31	619	218	223	441	61	92	153
32	526	151	201	352	71	92	163
33	627	164	201	365	111	129	240
34	240	54	88	142	28	62	90
35	532	156	185	341	75	90	165
36	298	68	126	194	35	59	94

37	490	144	149	293	81	96	177
38	182	32	66	98	20	59	79
39	98	18	60	78	7	10	17
40	278	75	112	187	32	54	86
41	332	87	117	204	46	74	120
42	294	81	99	180	47	46	93
43	500	148	169	317	63	105	168
44	365	123	115	238	58	51	109
45	365	114	129	243	58	51	109
46	336	107	114	221	39	64	103
47	647	167	197	364	115	147	262
48	219	60	73	133	39	41	80
49	599	200	181	381	99	107	206
50	456	132	171	303	60	76	136
51	705	238	208	446	144	92	236
52	402	104	137	241	62	87	149
53	365	104	128	232	57	70	127
54	537	146	183	329	93	101	194
55	473	82	197	279	67	114	181
56	253	71	94	165	40	36	76
57	446	89	182	271	41	124	165
58	696	195	226	421	111	147	258
	19,074	5,039	7,036	12,075	2,537	3,860	6,397
TOTALS							
	19,074	5,039	7,036	12,075	2,537	3,860	6,397

■ Yellow in the TOTALS column means precinct hasn't reported
N/A indicates AV (Absentee) results are included in Elec Day results



Election Results

Bruce Twp Parks and Recreation Millage Renewal

Official results, updated August 21, 9:07 PM

[Race List](#) | [Race Summary](#) | [Race Details](#) | [Race Details \(Printer Friendly\)](#)

POLL BOOK TOTALS	YES			NO			
	AV	Elec Day	TOTAL	AV	Elec Day	TOTAL	
BRUCE TOWNSHIP							
01	462	121	199	320	46	66	112
02	824	192	339	531	90	174	264
03	460	145	171	316	59	65	124
04	540	90	205	295	72	144	216
	2,286	548	914	1,462	267	449	716
TOTALS							
	2,286	548	914	1,462	267	449	716

■ Yellow in the TOTALS column means precinct hasn't reported
N/A indicates AV (Absentee) results are included in Elec Day results



Election Results

Bruce Twp Parks and Recreation Millage Renewal

Official results, updated August 21, 9:07 PM

[Race List](#) | [Race Summary](#) | [Race Details](#) | [Race Details \(Printer Friendly\)](#)

POLL BOOK TOTALS	YES			NO			
	AV	Elec Day	TOTAL	AV	Elec Day	TOTAL	
BRUCE TOWNSHIP							
01	462	121	199	320	46	66	112
02	824	192	339	531	90	174	264
03	460	145	171	316	59	65	124
04	540	90	205	295	72	144	216
	2,286	548	914	1,462	267	449	716
TOTALS							
	2,286	548	914	1,462	267	449	716

■ Yellow in the TOTALS column means precinct hasn't reported
N/A indicates AV (Absentee) results are included in Elec Day results



Election Results

Bruce Twp Senior Citizen Transportation Millage Renewal

Official results, updated August 21, 9:07 PM

[Race List](#) | [Race Summary](#) | [Race Details](#) | [Race Details \(Printer Friendly\)](#)

POLL BOOK TOTALS	YES			NO			
	AV	Elec Day	TOTAL	AV	Elec Day	TOTAL	
BRUCE TOWNSHIP							
01	462	134	198	332	21	44	65
02	824	215	333	548	51	142	193
03	460	165	174	339	27	54	81
04	540	119	238	357	38	95	133
	2,286	633	943	1,576	137	335	472
TOTALS							
	2,286	633	943	1,576	137	335	472

■ Yellow in the TOTALS column means precinct hasn't reported
N/A indicates AV (Absentee) results are included in Elec Day results



Election Results

Bruce Twp Senior Citizen Transportation Millage Renewal

Official results, updated August 21, 9:07 PM

[Race List](#) | [Race Summary](#) | [Race Details](#) | [Race Details \(Printer Friendly\)](#)

POLL BOOK TOTALS	YES			NO			
	AV	Elec Day	TOTAL	AV	Elec Day	TOTAL	
BRUCE TOWNSHIP							
01	462	134	198	332	21	44	65
02	824	215	333	548	51	142	193
03	460	165	174	339	27	54	81
04	540	119	238	357	38	95	133
	2,286	633	943	1,576	137	335	472
TOTALS							
	2,286	633	943	1,576	137	335	472

 Yellow in the TOTALS column means precinct hasn't reported
 N/A indicates AV (Absentee) results are included in Elec Day results



Election Results

Harrison Twp Police and Fire Millage Renewal

Official results, updated August 21, 9:07 PM

[Race List](#) | [Race Summary](#) | [Race Details](#) | [Race Details \(Printer Friendly\)](#)

POLL BOOK TOTALS	YES			NO			
	AV	Elec Day	TOTAL	AV	Elec Day	TOTAL	
HARRISON TOWNSHIP							
01	452	150	202	352	28	40	68
02	470	148	208	356	34	38	72
03	338	105	137	242	16	40	56
04	666	181	266	447	56	88	144
05	668	182	261	443	72	93	165
06	565	154	270	424	31	68	99
07	683	224	266	490	64	84	148
08	324	114	137	251	21	26	47
09	513	191	139	330	64	89	153
10	392	101	176	277	22	63	85
	5,071	1,550	2,062	3,612	408	629	1,037
TOTALS							
	5,071	1,550	2,062	3,612	408	629	1,037

■ Yellow in the TOTALS column means precinct hasn't reported
N/A indicates AV (Absentee) results are included in Elec Day results



Election Results

Harrison Twp Police and Fire Millage Renewal

Official results, updated August 21, 9:07 PM

[Race List](#) | [Race Summary](#) | [Race Details](#) | [Race Details \(Printer Friendly\)](#)

POLL BOOK TOTALS	YES			NO			
	AV	Elec Day	TOTAL	AV	Elec Day	TOTAL	
HARRISON TOWNSHIP							
01	452	150	202	352	28	40	68
02	470	148	208	356	34	38	72
03	338	105	137	242	16	40	56
04	666	181	266	447	56	88	144
05	668	182	261	443	72	93	165
06	565	154	270	424	31	68	99
07	683	224	266	490	64	84	148
08	324	114	137	251	21	26	47
09	513	191	139	330	64	89	153
10	392	101	176	277	22	63	85
	5,071	1,550	2,062	3,612	408	629	1,037
TOTALS							
	5,071	1,550	2,062	3,612	408	629	1,037

■ Yellow in the TOTALS column means precinct hasn't reported
 N/A indicates AV (Absentee) results are included in Elec Day results



Election Results

Washington Twp Police Millage Renewal

Official results, updated August 21, 9:07 PM

[Race List](#) | [Race Summary](#) | [Race Details](#) | [Race Details \(Printer Friendly\)](#)

POLL BOOK TOTALS	YES			NO			
	AV	Elec Day	TOTAL	AV	Elec Day	TOTAL	
WASHINGTON TOWNSHIP							
02	698	302	255	557	55	64	119
03	626	187	264	451	56	86	142
04	364	106	170	276	22	50	72
05	631	237	245	482	63	61	124
06	700	263	274	537	73	68	141
07	581	187	225	412	38	95	133
08	504	198	195	393	43	54	97
09	543	131	255	386	54	76	130
	4,647	1,611	1,883	3,494	404	554	958
TOTALS							
	4,647	1,611	1,883	3,494	404	554	958

■ Yellow in the TOTALS column means precinct hasn't reported
N/A indicates AV (Absentee) results are included in Elec Day results



Election Results

Washington Twp Police Millage Renewal

Official results, updated August 21, 9:07 PM

[Race List](#) | [Race Summary](#) | [Race Details](#) | [Race Details \(Printer Friendly\)](#)

POLL BOOK TOTALS	YES			NO			
	AV	Elec Day	TOTAL	AV	Elec Day	TOTAL	
WASHINGTON TOWNSHIP							
02	698	302	255	557	55	64	119
03	626	187	264	451	56	86	142
04	364	106	170	276	22	50	72
05	631	237	245	482	63	61	124
06	700	263	274	537	73	68	141
07	581	187	225	412	38	95	133
08	504	198	195	393	43	54	97
09	543	131	255	386	54	76	130
	4,647	1,611	1,883	3,494	404	554	958
TOTALS							
	4,647	1,611	1,883	3,494	404	554	958

 Yellow in the TOTALS column means precinct hasn't reported
N/A indicates AV (Absentee) results are included in Elec Day results



Election Results

Washington Twp Parks and Recreation Millage Renewal

Official results, updated August 21, 9:07 PM

[Race List](#) | [Race Summary](#) | [Race Details](#) | [Race Details \(Printer Friendly\)](#)

POLL BOOK TOTALS	YES			NO			
	AV	Elec Day	TOTAL	AV	Elec Day	TOTAL	
WASHINGTON TOWNSHIP							
01	347	78	178	256	25	46	71
02	698	238	227	465	104	76	180
03	626	154	222	376	88	98	186
04	364	95	157	252	23	55	78
05	631	231	203	434	67	74	141
06	700	213	233	446	105	100	205
07	581	158	208	366	61	99	160
08	504	162	158	320	66	78	144
09	543	114	202	316	64	108	172
	4,994	1,443	1,788	3,231	603	734	1,337
TOTALS							
	4,994	1,443	1,788	3,231	603	734	1,337

■ Yellow in the TOTALS column means precinct hasn't reported
 N/A indicates AV (Absentee) results are included in Elec Day results



Election Results

Washington Twp Parks and Recreation Millage Renewal

Official results, updated August 21, 9:07 PM

[Race List](#) | [Race Summary](#) | [Race Details](#) | [Race Details \(Printer Friendly\)](#)

POLL BOOK TOTALS	YES			NO			
	AV	Elec Day	TOTAL	AV	Elec Day	TOTAL	
WASHINGTON TOWNSHIP							
01	347	78	178	256	25	46	71
02	698	238	227	465	104	76	180
03	626	154	222	376	88	98	186
04	364	95	157	252	23	55	78
05	631	231	203	434	67	74	141
06	700	213	233	446	105	100	205
07	581	158	208	366	61	99	160
08	504	162	158	320	66	78	144
09	543	114	202	316	64	108	172
	4,994	1,443	1,788	3,231	603	734	1,337
TOTALS							
	4,994	1,443	1,788	3,231	603	734	1,337

■ Yellow in the TOTALS column means precinct hasn't reported
 N/A indicates AV (Absentee) results are included in Elec Day results



Washington Twp Senior Citizen Transportation Millage Renewal

Official results, updated August 21, 9:07 PM

[Race List](#) |
 [Race Summary](#) |
 [Race Details](#) |
 [Race Details \(Printer Friendly\)](#)

POLL BOOK TOTALS	YES			NO			
	AV	Elec Day	TOTAL	AV	Elec Day	TOTAL	
WASHINGTON TOWNSHIP							
01	347	87	192	279	19	31	50
02	698	295	233	528	49	72	121
03	626	194	231	425	48	87	135
04	364	110	158	268	11	53	64
05	631	253	211	464	48	69	117
06	700	249	254	503	71	77	148
07	581	190	214	404	33	97	130
08	504	188	171	359	42	63	105
09	543	140	213	353	42	94	136
	4,994	1,706	1,877	3,583	363	643	1,006
TOTALS							
	4,994	1,706	1,877	3,583	363	643	1,006

 Yellow in the TOTALS column means precinct hasn't reported
N/A indicates AV (Absentee) results are included in Elec Day results



Election Results

Washington Twp Senior Citizen Transportation Millage Renewal

Official results, updated August 21, 9:07 PM

[Race List](#) | [Race Summary](#) | [Race Details](#) | [Race Details \(Printer Friendly\)](#)

POLL BOOK TOTALS	YES			NO			
	AV	Elec Day	TOTAL	AV	Elec Day	TOTAL	
WASHINGTON TOWNSHIP							
01	347	87	192	279	19	31	50
02	698	295	233	528	49	72	121
03	626	194	231	425	48	87	135
04	364	110	158	268	11	53	64
05	631	253	211	464	48	69	117
06	700	249	254	503	71	77	148
07	581	190	214	404	33	97	130
08	504	188	171	359	42	63	105
09	543	140	213	353	42	94	136
	4,994	1,706	1,877	3,583	363	643	1,006
TOTALS							
	4,994	1,706	1,877	3,583	363	643	1,006

■ Yellow in the TOTALS column means precinct hasn't reported
 N/A indicates AV (Absentee) results are included in Elec Day results



Election Results

Village of New Haven Police Millage

Official results, updated August 21, 9:07 PM

[Race List](#) | [Race Summary](#) | [Race Details](#) | [Race Details \(Printer Friendly\)](#)

	POLL BOOK TOTALS	YES			NO		
		AV	Elec Day	TOTAL	AV	Elec Day	TOTAL
LENOX TOWNSHIP							
03	509	41	169	210	68	218	286
04	167	11	84	95	9	62	71
	676	52	253	305	77	280	357
TOTALS							
	676	52	253	305	77	280	357

■ Yellow in the TOTALS column means precinct hasn't reported
N/A indicates AV (Absentee) results are included in Elec Day results



Election Results

Village of New Haven Police Millage

Official results, updated August 21, 9:07 PM

[Race List](#) | [Race Summary](#) | [Race Details](#) | [Race Details \(Printer Friendly\)](#)

	POLL BOOK TOTALS	YES			NO		
		AV	Elec Day	TOTAL	AV	Elec Day	TOTAL
LENOX TOWNSHIP							
03	509	41	169	210	68	218	286
04	167	11	84	95	9	62	71
	676	52	253	305	77	280	357
TOTALS							
	676	52	253	305	77	280	357

■ Yellow in the TOTALS column means precinct hasn't reported
N/A indicates AV (Absentee) results are included in Elec Day results