



# Election Results

## Macomb County May 3, 2011 Election

Click below for the official results of the May 3, 2011 election for Macomb County as the results are tabulated.

This site is brought to you by [Macomb County Clerk/Register of Deeds Carmella Sabaugh](#).  
Macomb County campaign finance documents are available online.



View the results of previous elections at the [Macomb County Clerk's Election Department](#).  
Choose an option below to explore our site.



### Results

Click for election results by race, including breakdown by precincts.



### Precinct Reporting Details

Click for a listing of precincts and jurisdictions yet to report.



### Campaign Finance Reports

Click for Campaign Finance Reports, committees that still owe fees to the County, and more.



### More Election Information

Click to visit the Macomb County Clerk's Election Department's website.



### Voter Turnout

Click for a listing of voter turnout by jurisdiction.



# Election Results

## Macomb County May 3, 2011 Election

Click below for the official results of the May 3, 2011 election for Macomb County as the results are tabulated.

This site is brought to you by [Macomb County Clerk/Register of Deeds Carmella Sabaugh](#).  
Macomb County campaign finance documents are available online.

View the results of previous elections at the [Macomb County Clerk's Election Department](#).  
Choose an option below to explore our site.



### Results

Click for election results by race, including breakdown by precincts.



### Precinct Reporting Details

Click for a listing of precincts and jurisdictions yet to report.



### Campaign Finance Reports

Click for Campaign Finance Reports, committees that still owe fees to the County, and more.



### More Election Information

Click to visit the Macomb County Clerk's Election Department's website.



### Voter Turnout

Click for a listing of voter turnout by jurisdiction.



# Election Results

## Macomb County May 3, 2011 Election

### Township Offices

- > [Armada Township Treasurer](#) (Partial Term Ending 2012)

### Local Boards of Education

- > [Anchor Bay School District](#)
- > [Chippewa Valley Schools](#)
- > [Clintondale Community Schools](#)
- > [Fitzgerald Public Schools](#)
- > [L'Anse Creuse Public Schools](#)
- > [Mount Clemens Community Schools](#)
- > [New Haven Community Schools](#)
- > [Richmond Community Schools](#)
- > [Roseville Community Schools](#) (Full Terms)
- > [Roseville Community Schools](#) (Partial Term Ending 2015)
- > [Roseville Community Schools](#) (Partial Term Ending 2013)
- > [Utica Community Schools](#)
- > [Van Dyke Public Schools](#) (Full Terms)
- > [Van Dyke Public Schools](#) (Partial Term Ending 2013)
- > [Warren Consolidated Schools](#)
- > [Warren Woods Public Schools](#) (Full Terms)
- > [Warren Woods Public Schools](#) (Partial Terms Ending 2013)



# Election Results

## Macomb County May 3, 2011 Election Precinct Reporting Details

This page contains information about when each jurisdiction reports results. "% In" shows the current number of precincts reporting for that jurisdiction. The "First Report" column shows when they reported the first set of results. When half of the precincts have reported, a timestamp will be recorded in the "50% Reported" column. Once all results are in, the "Results Final" column will be filled-in. You can re-sort the list by clicking any column header.

Updated May 4, 8:23 AM

Jurisdiction	% In	First Report	50% Reported	Results Final
Armada Township	100%	05-03 8:38 PM	05-03 8:38 PM	05-03 8:38 PM
Center Line	100%	05-03 8:46 PM	05-03 8:46 PM	05-03 8:46 PM
Chesterfield Township	100%	05-03 8:26 PM	05-03 8:58 PM	05-03 9:22 PM
City of Troy	100%	05-03 10:42 PM	05-03 10:42 PM	05-03 10:42 PM
Clinton Township	100%	05-03 10:02 PM	05-03 10:02 PM	05-03 10:10 PM
Columbus/Casco Township	100%	05-03 8:26 PM	05-03 8:26 PM	05-03 8:26 PM
Harrison Township	100%	05-03 9:46 PM	05-03 9:46 PM	05-03 9:46 PM
Lenox Township	100%	05-03 9:26 PM	05-03 9:26 PM	05-03 9:26 PM
Macomb Township	100%	05-03 9:48 PM	05-03 9:48 PM	05-03 9:48 PM
Mt. Clemens	100%	05-03 8:52 PM	05-03 8:52 PM	05-03 8:52 PM
New Baltimore	100%	05-03 9:22 PM	05-03 9:22 PM	05-03 9:26 PM
Ray Township	100%	05-03 8:26 PM	05-03 8:26 PM	05-03 8:26 PM
Richmond Township	100%	05-03 8:26 PM	05-03 8:26 PM	05-03 8:26 PM
Richmond City	100%	05-03 8:26 PM	05-03 8:26 PM	05-03 8:26 PM
Roseville	100%	05-03 8:38 PM	05-03 8:46 PM	05-03 9:42 PM
Shelby Township	100%	05-03 10:02 PM	05-03 10:10 PM	05-03 10:10 PM
Sterling Heights	100%	05-03 10:18 PM	05-03 10:18 PM	05-03 10:18 PM
Utica	100%	05-03 8:38 PM	05-03 8:46 PM	05-03 8:46 PM
Warren	100%	05-03 10:02 PM	05-03 10:02 PM	05-03 10:10 PM
Washington Township	100%	05-03 8:38 PM	05-03 8:46 PM	05-03 8:46 PM



# Election Results

## Macomb County May 3, 2011 Election Voter Turnout

This page shows you the percentage of registered voters who cast a ballot for this election, by jurisdiction. These numbers will continue to increase until all precincts have reported. You can re-sort the list by clicking a column header.

Updated July 12, 10:37 AM

Jurisdiction ▼	Turnout
Armada Township	15.6%
Anchor Bay Schools	7.5%
Chippewa Valley Schools	8%
Clintondale Community	4.4%
Fitzgerald Public Schools	5%
L'Anse Creuse Public Schools	4.4%
Mt. Clemens Community Schools	6.9%
New Haven Community Schools	3.5%
Richmond Community Schools	11.2%
Roseville Community	6.5%
Utica Community Schools	8.4%
Van Dyke Public Schools	2.8%
Warren Consolidated Schools	7.5%
Warren Woods Public Schools	5.8%

© Copyright Macomb County, Michigan  
40 North Main, 1st Floor, Mount Clemens, MI 48043







# Election Results

## Armada Township Treasurer Partial Term Ending 11/20/2012

Unofficial results, updated July 12, 10:37 AM

[Race List](#) | [Race Summary](#) | [Race Details](#) | [Race Details \(Printer Friendly\)](#)

2 of 2 (100.0%) precincts reporting*				
Peggy Smith	NPA	256	42.8%	
Daniel Jacob	NPA	209	34.9%	
Kathleen Bolio	NPA	93	15.6%	
Jamie Vandenbussche	DEM	40	6.7%	

\*Please Note: A precinct will not display in the percent of precincts reporting until both election day and AV (absentee) results are recorded for that precinct.



Anchor Bay School District  
 Board of Education  
 Two 4-Year Terms

Unofficial results, updated July 12, 10:37 AM

[Race List](#) | [Race Summary](#) | [Race Details](#) | [Race Details \(Printer Friendly\)](#)

14 of 14 (100.0%) precincts reporting*				
Heather Bade		1,084	32.3%	
Steve Mittelstadt		1,065	31.8%	
Rod Morisette		656	19.6%	
G. Rowena Lenhausen		547	16.3%	

\*Please Note: A precinct will not display in the percent of precincts reporting until both election day and AV (absentee) results are recorded for that precinct.






# Election Results

## Chippewa Valley Schools Board of Education Two 6-Year Terms

Unofficial results, updated July 12, 10:37 AM

[Race List](#) | [Race Summary](#) | [Race Details](#) | [Race Details \(Printer Friendly\)](#)

20 of 20 (100.0%) precincts reporting*				
Denise Aquino		3,914	38.8%	
George J. Sobah		3,518	34.9%	
Grace Caporuscio		2,645	26.2%	

\*Please Note: A precinct will not display in the percent of precincts reporting until both election day and AV (absentee) results are recorded for that precinct.





Clintondale Community Schools  
 Board of Education  
 Two 6-Year Terms

Unofficial results, updated July 12, 10:37 AM

[Race List](#) | [Race Summary](#) | [Race Details](#) | [Race Details \(Printer Friendly\)](#)

3 of 3 (100.0%) precincts reporting*				
Mark Titus		311	35.3%	
Michael J. Manning		291	33.0%	
Richard Yaworski		280	31.7%	

\*Please Note: A precinct will not display in the percent of precincts reporting until both election day and AV (absentee) results are recorded for that precinct.



Fitzgerald Public Schools  
 Board of Education  
 Two 4-Year Terms

Unofficial results, updated July 12, 10:37 AM

[Race List](#) | [Race Summary](#) | [Race Details](#) | [Race Details \(Printer Friendly\)](#)

7 of 7 (100.0%) precincts reporting*				
Hilary A. Kutella		230	21.2%	
Lori M. Eseman-Dreyer		230	21.2%	
Thomas Owczarek		223	20.5%	
Debbie Frizzell		164	15.1%	
Kenneth Hemler		130	12.0%	
Matthew Meyerhoff		110	10.1%	

\*Please Note: A precinct will not display in the percent of precincts reporting until both election day and AV (absentee) results are recorded for that precinct.



L'Anse Creuse Public Schools  
Board of Education  
One 4-Year Term

Unofficial results, updated July 12, 10:37 AM

[Race List](#) | [Race Summary](#) | [Race Details](#) | [Race Details \(Printer Friendly\)](#)

17 of 17 (100.0%) precincts reporting*				
Ken Hoover		1,370	52.6%	
Mary Hilton		1,236	47.4%	

\*Please Note: A precinct will not display in the percent of precincts reporting until both election day and AV (absentee) results are recorded for that precinct.



Mount Clemens Community Schools  
 Board of Education  
 Two 4-Year Terms

Unofficial results, updated July 12, 10:37 AM

[Race List](#) | [Race Summary](#) | [Race Details](#) | [Race Details \(Printer Friendly\)](#)

9 of 9 (100.0%) precincts reporting*				
Earl C. Rickman		619	51.8%	
Larry G. Humphrey		576	48.2%	

\*Please Note: A precinct will not display in the percent of precincts reporting until both election day and AV (absentee) results are recorded for that precinct.



New Haven Community Schools  
Board of Education  
Two 4-Year Terms

Unofficial results, updated July 12, 10:37 AM

[Race List](#) | [Race Summary](#) | [Race Details](#) | [Race Details \(Printer Friendly\)](#)

6 of 6 (100.0%) precincts reporting*				
Sue A. Simon		332	51.3%	
Eric C. Weaver		315	48.7%	

\*Please Note: A precinct will not display in the percent of precincts reporting until both election day and AV (absentee) results are recorded for that precinct.



Richmond Community Schools  
 Board of Education  
 Two 4-Year Terms

Unofficial results, updated July 12, 10:37 AM

[Race List](#) | [Race Summary](#) | [Race Details](#) | [Race Details \(Printer Friendly\)](#)

4 of 4 (100.0%) precincts reporting*				
Traci K. Bartell		532	43.3%	
David Varga		392	31.9%	
Nicholas Failla		304	24.8%	

\*Please Note: A precinct will not display in the percent of precincts reporting until both election day and AV (absentee) results are recorded for that precinct.







# Election Results

## Roseville Community Schools Board of Education Three 6-Year Terms

Unofficial results, updated July 12, 10:37 AM

[Race List](#) | [Race Summary](#) | [Race Details](#) | [Race Details \(Printer Friendly\)](#)

19 of 19 (100.0%) precincts reporting*				
Theresa Genest		1,528	30.0%	
Ruth H. Green		1,363	26.7%	
Gregory W. Scott		1,327	26.0%	
Vincent Battani		882	17.3%	

\*Please Note: A precinct will not display in the percent of precincts reporting until both election day and AV (absentee) results are recorded for that precinct.



# Election Results

## Roseville Community Schools

Board of Education  
One Partial Term Ending 6/30/2015

Unofficial results, updated July 12, 10:37 AM

[Race List](#) | [Race Summary](#) | [Race Details](#) | [Race Details \(Printer Friendly\)](#)

19 of 19 (100.0%) precincts reporting*				
Kevin A. Switanowski		1,305	68.0%	
Nicholas Frontera		615	32.0%	

\*Please Note: A precinct will not display in the percent of precincts reporting until both election day and AV (absentee) results are recorded for that precinct.





## Roseville Community Schools

Board of Education  
One Partial Term Ending 6/30/2013

Unofficial results, updated July 12, 10:37 AM

[Race List](#) | [Race Summary](#) | [Race Details](#) | [Race Details \(Printer Friendly\)](#)

19 of 19 (100.0%) precincts reporting*			
Matthew McCartney		1,770	100.0%

\*Please Note: A precinct will not display in the percent of precincts reporting until both election day and AV (absentee) results are recorded for that precinct.








# Election Results

## Utica Community Schools Board of Education Three 6-Year Terms

Unofficial results, updated July 12, 10:37 AM

[Race List](#) | [Race Summary](#) | [Race Details](#) | [Race Details \(Printer Friendly\)](#)

49 of 49 (100.0%) precincts reporting*				
Ken Krolczyk		6,761	25.3%	
Gene L. Klida		6,064	22.7%	
Michele Templeton		5,750	21.5%	
Carl Territo		4,243	15.9%	
Steven Grady		3,902	14.6%	

\*Please Note: A precinct will not display in the percent of precincts reporting until both election day and AV (absentee) results are recorded for that precinct.







# Election Results

## Van Dyke Public Schools Board of Education Three 6-Year Terms

Unofficial results, updated July 12, 10:37 AM

[Race List](#) | [Race Summary](#) | [Race Details](#) | [Race Details \(Printer Friendly\)](#)

8 of 8 (100.0%) precincts reporting*				
Jim Brinkey		293	30.1%	
Carol J. Kelsey		289	29.6%	
David C. Cowlbeck		252	25.8%	
Deron J. Brown		141	14.5%	

\*Please Note: A precinct will not display in the percent of precincts reporting until both election day and AV (absentee) results are recorded for that precinct.



# Election Results

## Van Dyke Public Schools Board of Education One Partial Term Ending 6/30/2013

Unofficial results, updated July 12, 10:37 AM

[Race List](#) | [Race Summary](#) | [Race Details](#) | [Race Details \(Printer Friendly\)](#)

8 of 8 (100.0%) precincts reporting*				
Kelly M. Kolassa		254	65.5%	
Tina R. Mills		134	34.5%	

\*Please Note: A precinct will not display in the percent of precincts reporting until both election day and AV (absentee) results are recorded for that precinct.



Warren Consolidated Schools  
 Board of Education  
 One 4-Year Term

Unofficial results, updated July 12, 10:37 AM

[Race List](#) | [Race Summary](#) | [Race Details](#) | [Race Details \(Printer Friendly\)](#)

30 of 30 (100.0%) precincts reporting*				
Megan Papasian-Broadwell		3,377	59.5%	
Carl B. Weckerle		1,615	28.4%	
Ben Lazarus		686	12.1%	

\*Please Note: A precinct will not display in the percent of precincts reporting until both election day and AV (absentee) results are recorded for that precinct.



Warren Woods Public Schools  
Board of Education  
Three 6-Year Terms

Unofficial results, updated July 12, 10:37 AM

[Race List](#) | [Race Summary](#) | [Race Details](#) | [Race Details \(Printer Friendly\)](#)

8 of 8 (100.0%) precincts reporting*				
Kay F. Walsh		782	35.8%	
Michael Schulte		729	33.4%	
Donald Marx		673	30.8%	

\*Please Note: A precinct will not display in the percent of precincts reporting until both election day and AV (absentee) results are recorded for that precinct.



## Warren Woods Public Schools

Board of Education  
One Partial Term Ending 6/30/2013

Unofficial results, updated July 12, 10:37 AM

[Race List](#) | [Race Summary](#) | [Race Details](#) | [Race Details \(Printer Friendly\)](#)

8 of 8 (100.0%) precincts reporting*			
Paul Zannetti		806	100.0%

\*Please Note: A precinct will not display in the percent of precincts reporting until both election day and AV (absentee) results are recorded for that precinct.



# Election Results

## Macomb County May 3, 2011 Election Precinct Reporting Details

This page contains information about when each jurisdiction reports results. "% In" shows the current number of precincts reporting for that jurisdiction. The "First Report" column shows when they reported the first set of results. When half of the precincts have reported, a timestamp will be recorded in the "50% Reported" column. Once all results are in, the "Results Final" column will be filled-in. You can re-sort the list by clicking any column header.

Updated May 4, 8:23 AM

Jurisdiction	% In	First Report	50% Reported	Results Final
Armada Township	100%	05-03 8:38 PM	05-03 8:38 PM	05-03 8:38 PM
Center Line	100%	05-03 8:46 PM	05-03 8:46 PM	05-03 8:46 PM
Chesterfield Township	100%	05-03 8:26 PM	05-03 8:58 PM	05-03 9:22 PM
City of Troy	100%	05-03 10:42 PM	05-03 10:42 PM	05-03 10:42 PM
Clinton Township	100%	05-03 10:02 PM	05-03 10:02 PM	05-03 10:10 PM
Columbus/Casco Township	100%	05-03 8:26 PM	05-03 8:26 PM	05-03 8:26 PM
Harrison Township	100%	05-03 9:46 PM	05-03 9:46 PM	05-03 9:46 PM
Lenox Township	100%	05-03 9:26 PM	05-03 9:26 PM	05-03 9:26 PM
Macomb Township	100%	05-03 9:48 PM	05-03 9:48 PM	05-03 9:48 PM
Mt. Clemens	100%	05-03 8:52 PM	05-03 8:52 PM	05-03 8:52 PM
New Baltimore	100%	05-03 9:22 PM	05-03 9:22 PM	05-03 9:26 PM
Ray Township	100%	05-03 8:26 PM	05-03 8:26 PM	05-03 8:26 PM
Richmond Township	100%	05-03 8:26 PM	05-03 8:26 PM	05-03 8:26 PM
Richmond City	100%	05-03 8:26 PM	05-03 8:26 PM	05-03 8:26 PM
Roseville	100%	05-03 8:38 PM	05-03 8:46 PM	05-03 9:42 PM
Shelby Township	100%	05-03 10:02 PM	05-03 10:10 PM	05-03 10:10 PM
Sterling Heights	100%	05-03 10:18 PM	05-03 10:18 PM	05-03 10:18 PM
Utica	100%	05-03 8:38 PM	05-03 8:46 PM	05-03 8:46 PM
Warren	100%	05-03 10:02 PM	05-03 10:02 PM	05-03 10:10 PM
Washington Township	100%	05-03 8:38 PM	05-03 8:46 PM	05-03 8:46 PM





# Election Results

## Macomb County May 3, 2011 Election Precinct Reporting Details

This page contains information about when each jurisdiction reports results. "% In" shows the current number of precincts reporting for that jurisdiction. The "First Report" column shows when they reported the first set of results. When half of the precincts have reported, a timestamp will be recorded in the "50% Reported" column. Once all results are in, the "Results Final" column will be filled-in. You can re-sort the list by clicking any column header.

Updated May 4, 8:23 AM

Jurisdiction	% In	First Report	50% Reported	Results Final
Armada Township	100%	05-03 8:38 PM	05-03 8:38 PM	05-03 8:38 PM
Center Line	100%	05-03 8:46 PM	05-03 8:46 PM	05-03 8:46 PM
Chesterfield Township	100%	05-03 8:26 PM	05-03 8:58 PM	05-03 9:22 PM
City of Troy	100%	05-03 10:42 PM	05-03 10:42 PM	05-03 10:42 PM
Clinton Township	100%	05-03 10:02 PM	05-03 10:02 PM	05-03 10:10 PM
Columbus/Casco Township	100%	05-03 8:26 PM	05-03 8:26 PM	05-03 8:26 PM
Harrison Township	100%	05-03 9:46 PM	05-03 9:46 PM	05-03 9:46 PM
Lenox Township	100%	05-03 9:26 PM	05-03 9:26 PM	05-03 9:26 PM
Macomb Township	100%	05-03 9:48 PM	05-03 9:48 PM	05-03 9:48 PM
Mt. Clemens	100%	05-03 8:52 PM	05-03 8:52 PM	05-03 8:52 PM
New Baltimore	100%	05-03 9:22 PM	05-03 9:22 PM	05-03 9:26 PM
Ray Township	100%	05-03 8:26 PM	05-03 8:26 PM	05-03 8:26 PM
Richmond Township	100%	05-03 8:26 PM	05-03 8:26 PM	05-03 8:26 PM
Richmond City	100%	05-03 8:26 PM	05-03 8:26 PM	05-03 8:26 PM
Roseville	100%	05-03 8:38 PM	05-03 8:46 PM	05-03 9:42 PM
Shelby Township	100%	05-03 10:02 PM	05-03 10:10 PM	05-03 10:10 PM
Sterling Heights	100%	05-03 10:18 PM	05-03 10:18 PM	05-03 10:18 PM
Utica	100%	05-03 8:38 PM	05-03 8:46 PM	05-03 8:46 PM
Warren	100%	05-03 10:02 PM	05-03 10:02 PM	05-03 10:10 PM
Washington Township	100%	05-03 8:38 PM	05-03 8:46 PM	05-03 8:46 PM



# Election Results

## Macomb County May 3, 2011 Election Precinct Reporting Details

This page contains information about when each jurisdiction reports results. "% In" shows the current number of precincts reporting for that jurisdiction. The "First Report" column shows when they reported the first set of results. When half of the precincts have reported, a timestamp will be recorded in the "50% Reported" column. Once all results are in, the "Results Final" column will be filled-in. You can re-sort the list by clicking any column header.

Updated May 4, 8:23 AM

Jurisdiction	% In	First Report	50% Reported	Results Final
Armada Township	100%	05-03 8:38 PM	05-03 8:38 PM	05-03 8:38 PM
Center Line	100%	05-03 8:46 PM	05-03 8:46 PM	05-03 8:46 PM
Chesterfield Township	100%	05-03 8:26 PM	05-03 8:58 PM	05-03 9:22 PM
City of Troy	100%	05-03 10:42 PM	05-03 10:42 PM	05-03 10:42 PM
Clinton Township	100%	05-03 10:02 PM	05-03 10:02 PM	05-03 10:10 PM
Columbus/Casco Township	100%	05-03 8:26 PM	05-03 8:26 PM	05-03 8:26 PM
Harrison Township	100%	05-03 9:46 PM	05-03 9:46 PM	05-03 9:46 PM
Lenox Township	100%	05-03 9:26 PM	05-03 9:26 PM	05-03 9:26 PM
Macomb Township	100%	05-03 9:48 PM	05-03 9:48 PM	05-03 9:48 PM
Mt. Clemens	100%	05-03 8:52 PM	05-03 8:52 PM	05-03 8:52 PM
New Baltimore	100%	05-03 9:22 PM	05-03 9:22 PM	05-03 9:26 PM
Ray Township	100%	05-03 8:26 PM	05-03 8:26 PM	05-03 8:26 PM
Richmond Township	100%	05-03 8:26 PM	05-03 8:26 PM	05-03 8:26 PM
Richmond City	100%	05-03 8:26 PM	05-03 8:26 PM	05-03 8:26 PM
Roseville	100%	05-03 8:38 PM	05-03 8:46 PM	05-03 9:42 PM
Shelby Township	100%	05-03 10:02 PM	05-03 10:10 PM	05-03 10:10 PM
Sterling Heights	100%	05-03 10:18 PM	05-03 10:18 PM	05-03 10:18 PM
Utica	100%	05-03 8:38 PM	05-03 8:46 PM	05-03 8:46 PM
Warren	100%	05-03 10:02 PM	05-03 10:02 PM	05-03 10:10 PM
Washington Township	100%	05-03 8:38 PM	05-03 8:46 PM	05-03 8:46 PM



# Election Results

## Macomb County May 3, 2011 Election Precinct Reporting Details

This page contains information about when each jurisdiction reports results. "% In" shows the current number of precincts reporting for that jurisdiction. The "First Report" column shows when they reported the first set of results. When half of the precincts have reported, a timestamp will be recorded in the "50% Reported" column. Once all results are in, the "Results Final" column will be filled-in. You can re-sort the list by clicking any column header.

Updated May 4, 8:23 AM

Jurisdiction	% In	First Report	50% Reported	Results Final
Armada Township	100%	05-03 8:38 PM	05-03 8:38 PM	05-03 8:38 PM
Center Line	100%	05-03 8:46 PM	05-03 8:46 PM	05-03 8:46 PM
Chesterfield Township	100%	05-03 8:26 PM	05-03 8:58 PM	05-03 9:22 PM
City of Troy	100%	05-03 10:42 PM	05-03 10:42 PM	05-03 10:42 PM
Clinton Township	100%	05-03 10:02 PM	05-03 10:02 PM	05-03 10:10 PM
Columbus/Casco Township	100%	05-03 8:26 PM	05-03 8:26 PM	05-03 8:26 PM
Harrison Township	100%	05-03 9:46 PM	05-03 9:46 PM	05-03 9:46 PM
Lenox Township	100%	05-03 9:26 PM	05-03 9:26 PM	05-03 9:26 PM
Macomb Township	100%	05-03 9:48 PM	05-03 9:48 PM	05-03 9:48 PM
Mt. Clemens	100%	05-03 8:52 PM	05-03 8:52 PM	05-03 8:52 PM
New Baltimore	100%	05-03 9:22 PM	05-03 9:22 PM	05-03 9:26 PM
Ray Township	100%	05-03 8:26 PM	05-03 8:26 PM	05-03 8:26 PM
Richmond Township	100%	05-03 8:26 PM	05-03 8:26 PM	05-03 8:26 PM
Richmond City	100%	05-03 8:26 PM	05-03 8:26 PM	05-03 8:26 PM
Roseville	100%	05-03 8:38 PM	05-03 8:46 PM	05-03 9:42 PM
Shelby Township	100%	05-03 10:02 PM	05-03 10:10 PM	05-03 10:10 PM
Sterling Heights	100%	05-03 10:18 PM	05-03 10:18 PM	05-03 10:18 PM
Utica	100%	05-03 8:38 PM	05-03 8:46 PM	05-03 8:46 PM
Warren	100%	05-03 10:02 PM	05-03 10:02 PM	05-03 10:10 PM
Washington Township	100%	05-03 8:38 PM	05-03 8:46 PM	05-03 8:46 PM



# Election Results

## Macomb County May 3, 2011 Election Precinct Reporting Details

This page contains information about when each jurisdiction reports results. "% In" shows the current number of precincts reporting for that jurisdiction. The "First Report" column shows when they reported the first set of results. When half of the precincts have reported, a timestamp will be recorded in the "50% Reported" column. Once all results are in, the "Results Final" column will be filled-in. You can re-sort the list by clicking any column header.

Updated May 4, 8:23 AM

Jurisdiction	% In	First Report	50% Reported	Results Final
Armada Township	100%	05-03 8:38 PM	05-03 8:38 PM	05-03 8:38 PM
Center Line	100%	05-03 8:46 PM	05-03 8:46 PM	05-03 8:46 PM
Chesterfield Township	100%	05-03 8:26 PM	05-03 8:58 PM	05-03 9:22 PM
City of Troy	100%	05-03 10:42 PM	05-03 10:42 PM	05-03 10:42 PM
Clinton Township	100%	05-03 10:02 PM	05-03 10:02 PM	05-03 10:10 PM
Columbus/Casco Township	100%	05-03 8:26 PM	05-03 8:26 PM	05-03 8:26 PM
Harrison Township	100%	05-03 9:46 PM	05-03 9:46 PM	05-03 9:46 PM
Lenox Township	100%	05-03 9:26 PM	05-03 9:26 PM	05-03 9:26 PM
Macomb Township	100%	05-03 9:48 PM	05-03 9:48 PM	05-03 9:48 PM
Mt. Clemens	100%	05-03 8:52 PM	05-03 8:52 PM	05-03 8:52 PM
New Baltimore	100%	05-03 9:22 PM	05-03 9:22 PM	05-03 9:26 PM
Ray Township	100%	05-03 8:26 PM	05-03 8:26 PM	05-03 8:26 PM
Richmond Township	100%	05-03 8:26 PM	05-03 8:26 PM	05-03 8:26 PM
Richmond City	100%	05-03 8:26 PM	05-03 8:26 PM	05-03 8:26 PM
Roseville	100%	05-03 8:38 PM	05-03 8:46 PM	05-03 9:42 PM
Shelby Township	100%	05-03 10:02 PM	05-03 10:10 PM	05-03 10:10 PM
Sterling Heights	100%	05-03 10:18 PM	05-03 10:18 PM	05-03 10:18 PM
Utica	100%	05-03 8:38 PM	05-03 8:46 PM	05-03 8:46 PM
Warren	100%	05-03 10:02 PM	05-03 10:02 PM	05-03 10:10 PM
Washington Township	100%	05-03 8:38 PM	05-03 8:46 PM	05-03 8:46 PM



# Election Results

## Macomb County May 3, 2011 Election Voter Turnout

This page shows you the percentage of registered voters who cast a ballot for this election, by jurisdiction. These numbers will continue to increase until all precincts have reported. You can re-sort the list by clicking a column header.

Updated July 12, 10:37 AM

Jurisdiction ▼	Turnout
Armada Township	15.6%
Anchor Bay Schools	7.5%
Chippewa Valley Schools	8%
Clintondale Community	4.4%
Fitzgerald Public Schools	5%
L'Anse Creuse Public Schools	4.4%
Mt. Clemens Community Schools	6.9%
New Haven Community Schools	3.5%
Richmond Community Schools	11.2%
Roseville Community	6.5%
Utica Community Schools	8.4%
Van Dyke Public Schools	2.8%
Warren Consolidated Schools	7.5%
Warren Woods Public Schools	5.8%

© Copyright Macomb County, Michigan  
40 North Main, 1st Floor, Mount Clemens, MI 48043



# Election Results

## Macomb County May 3, 2011 Election Voter Turnout

This page shows you the percentage of registered voters who cast a ballot for this election, by jurisdiction. These numbers will continue to increase until all precincts have reported. You can re-sort the list by clicking a column header.

Updated July 12, 10:37 AM

Jurisdiction ▼	Turnout
Armada Township	15.6%
Anchor Bay Schools	7.5%
Chippewa Valley Schools	8%
Clintondale Community	4.4%
Fitzgerald Public Schools	5%
L'Anse Creuse Public Schools	4.4%
Mt. Clemens Community Schools	6.9%
New Haven Community Schools	3.5%
Richmond Community Schools	11.2%
Roseville Community	6.5%
Utica Community Schools	8.4%
Van Dyke Public Schools	2.8%
Warren Consolidated Schools	7.5%
Warren Woods Public Schools	5.8%

© Copyright Macomb County, Michigan  
40 North Main, 1st Floor, Mount Clemens, MI 48043



# Election Results

## Armada Township Treasurer Partial Term Ending 11/20/2012

Unofficial results, updated July 12, 10:37 AM

[Race List](#) | [Race Summary](#) | [Race Details](#) | [Race Details \(Printer Friendly\)](#)

POLL BOOK TOTALS	Daniel Jacob (NPA)			Jamie Vandenbussche (DEM)			Kathleen Bolio (NPA)			Peggy Smith (NPA)			
	AV	Elec Day	TOTAL	AV	Elec Day	TOTAL	AV	Elec Day	TOTAL	AV	Elec Day	TOTAL	
<b>ARMADA TOWNSHIP</b>													
01	366	72	56	128	24	5	29	44	23	67	100	42	142
02	233	29	52	81	9	2	11	10	16	26	53	61	114
	599	101	108	209	33	7	40	54	39	93	153	103	256
<b>TOTALS</b>													
	599	101	108	209	33	7	40	54	39	93	153	103	256

■ Yellow in the TOTALS column means precinct hasn't reported  
 N/A indicates AV (Absentee) results are included in Elec Day results



# Election Results

## Armada Township Treasurer Partial Term Ending 11/20/2012

Unofficial results, updated July 12, 10:37 AM

[Race List](#) | [Race Summary](#) | [Race Details](#) | [Race Details \(Printer Friendly\)](#)

POLL BOOK TOTALS	Daniel Jacob (NPA)			Jamie Vandenbussche (DEM)			Kathleen Bolio (NPA)			Peggy Smith (NPA)			
	AV	Elec Day	TOTAL	AV	Elec Day	TOTAL	AV	Elec Day	TOTAL	AV	Elec Day	TOTAL	
<b>ARMADA TOWNSHIP</b>													
01	366	72	56	128	24	5	29	44	23	67	100	42	142
02	233	29	52	81	9	2	11	10	16	26	53	61	114
	599	101	108	209	33	7	40	54	39	93	153	103	256
<b>TOTALS</b>													
	599	101	108	209	33	7	40	54	39	93	153	103	256

  Yellow in the TOTALS column means precinct hasn't reported  
 N/A indicates AV (Absentee) results are included in Elec Day results





# Election Results

## Anchor Bay School District Board of Education Two 4-Year Terms

Unofficial results, updated July 12, 10:37 AM

[Race List](#) | [Race Summary](#) | [Race Details](#) | [Race Details \(Printer Friendly\)](#)

POLL BOOK TOTALS	G. Rowena Lenhausen			Heather Bade			Rod Morisette			Steve Mittelstadt		
	AV	Elec Day	TOTAL	AV	Elec Day	TOTAL	AV	Elec Day	TOTAL	AV	Elec Day	TOTAL

CHESTERFIELD TOWNSHIP													
01A	131	N/A	30	30	N/A	85	85	N/A	33	33	N/A	90	90
2, 10	334	N/A	90	90	N/A	209	209	N/A	123	123	N/A	202	202
05	171	N/A	52	52	N/A	111	111	N/A	43	43	N/A	112	112
06	87	N/A	18	18	N/A	57	57	N/A	38	38	N/A	52	52
07, 14	192	N/A	49	49	N/A	122	122	N/A	73	73	N/A	118	118
17	40	N/A	8	8	N/A	30	30	N/A	11	11	N/A	24	24
19A	2	N/A	0	0	N/A	2	2	N/A	0	0	N/A	2	2
20	93	N/A	23	23	N/A	44	44	N/A	44	44	N/A	56	56
21, 22	71	N/A	27	27	N/A	42	42	N/A	23	23	N/A	38	38
	1,121	N/A	297	297	N/A	702	702	N/A	388	388	N/A	694	694
LENOX TOWNSHIP													
2A	24	N/A	8	8	N/A	17	17	N/A	7	7	N/A	16	16
	24	N/A	8	8	N/A	17	17	N/A	7	7	N/A	16	16
NEW BALTIMORE													
1, 2	211	47	52	99	71	46	117	45	23	68	57	41	98
03	163	19	25	44	47	43	90	38	37	75	44	47	91
04	121	30	14	44	43	18	61	37	14	51	38	24	62
05	171	28	27	55	51	46	97	31	36	67	51	53	104
	666	124	118	242	212	153	365	151	110	261	190	165	355

■ Yellow in the TOTALS column means precinct hasn't reported  
 N/A indicates AV (Absentee) results are included in Elec Day results



# Election Results

## Anchor Bay School District Board of Education Two 4-Year Terms

Unofficial results, updated July 12, 10:37 AM

[Race List](#) | [Race Summary](#) | [Race Details](#) | [Race Details \(Printer Friendly\)](#)

POLL BOOK TOTALS	G. Rowena Lenhausen			Heather Bade			Rod Morisette			Steve Mittelstadt			
	AV	Elec Day	TOTAL	AV	Elec Day	TOTAL	AV	Elec Day	TOTAL	AV	Elec Day	TOTAL	
<b>CHESTERFIELD TOWNSHIP</b>													
01A	131	N/A	30	30	N/A	85	85	N/A	33	33	N/A	90	90
2, 10	334	N/A	90	90	N/A	209	209	N/A	123	123	N/A	202	202
05	171	N/A	52	52	N/A	111	111	N/A	43	43	N/A	112	112
06	87	N/A	18	18	N/A	57	57	N/A	38	38	N/A	52	52
07, 14	192	N/A	49	49	N/A	122	122	N/A	73	73	N/A	118	118
17	40	N/A	8	8	N/A	30	30	N/A	11	11	N/A	24	24
19A	2	N/A	0	0	N/A	2	2	N/A	0	0	N/A	2	2
20	93	N/A	23	23	N/A	44	44	N/A	44	44	N/A	56	56
21, 22	71	N/A	27	27	N/A	42	42	N/A	23	23	N/A	38	38
	1,121	N/A	297	297	N/A	702	702	N/A	388	388	N/A	694	694
<b>LENOX TOWNSHIP</b>													
2A	24	N/A	8	8	N/A	17	17	N/A	7	7	N/A	16	16
	24	N/A	8	8	N/A	17	17	N/A	7	7	N/A	16	16
<b>NEW BALTIMORE</b>													
1, 2	211	47	52	99	71	46	117	45	23	68	57	41	98
03	163	19	25	44	47	43	90	38	37	75	44	47	91
04	121	30	14	44	43	18	61	37	14	51	38	24	62
05	171	28	27	55	51	46	97	31	36	67	51	53	104
	666	124	118	242	212	153	365	151	110	261	190	165	355
<b>TOTALS</b>													
	1,811	124	423	547	212	872	1,084	151	505	656	190	875	1,065

■ Yellow in the TOTALS column means precinct hasn't reported  
 N/A indicates AV (Absentee) results are included in Elec Day results



# Election Results

## Chippewa Valley Schools Board of Education Two 6-Year Terms

Unofficial results, updated July 12, 10:37 AM

[Race List](#) | [Race Summary](#) | [Race Details](#) | [Race Details \(Printer Friendly\)](#)

POLL BOOK TOTALS	Denise Aquino			George J. Sobah			Grace Caporuscio			
	AV	Elec Day	TOTAL	AV	Elec Day	TOTAL	AV	Elec Day	TOTAL	
<b>CLINTON TOWNSHIP</b>										
1, 27	338	164	58	222	153	55	208	150	8	158
10, 19	420	201	84	285	185	82	267	171	23	194
14, 33C	186	109	32	141	103	31	134	63	7	70
21, 26C	258	135	36	171	131	35	166	112	16	128
23, 35	595	334	77	411	287	72	359	298	21	319
25, 36	213	113	38	151	90	33	123	97	10	107
29, 38	301	117	103	220	107	110	217	76	32	108
34C	13	4	0	4	5	2	7	7	1	8
37, 41	433	225	81	306	193	82	275	189	19	208
39, 40, 46	575	341	61	402	281	57	338	287	9	296
42	131	84	5	89	74	5	79	69	0	69
44, 45C	378	205	70	275	163	71	234	159	13	172
	3,841	2,032	645	2,677	1,772	635	2,407	1,678	159	1,837
<b>MACOMB TOWNSHIP</b>										
3, 17	137	39	59	98	36	59	95	38	18	56
4, 6, 7	363	146	101	247	117	98	215	138	36	174
14, 19, 21C	310	125	82	207	100	74	174	83	63	146
15, 25	196	85	40	125	87	44	131	78	15	93

■ Yellow in the TOTALS column means precinct hasn't reported  
N/A indicates AV (Absentee) results are included in Elec Day results



# Election Results

## Chippewa Valley Schools Board of Education Two 6-Year Terms

Unofficial results, updated July 12, 10:37 AM

[Race List](#) | [Race Summary](#) | [Race Details](#) | [Race Details \(Printer Friendly\)](#)

POLL BOOK TOTALS	Denise Aquino			George J. Sobah			Grace Caporuscio			
	AV	Elec Day	TOTAL	AV	Elec Day	TOTAL	AV	Elec Day	TOTAL	
<b>CLINTON TOWNSHIP</b>										
1, 27	338	164	58	222	153	55	208	150	8	158
10, 19	420	201	84	285	185	82	267	171	23	194
14, 33C	186	109	32	141	103	31	134	63	7	70
21, 26C	258	135	36	171	131	35	166	112	16	128
23, 35	595	334	77	411	287	72	359	298	21	319
25, 36	213	113	38	151	90	33	123	97	10	107
29, 38	301	117	103	220	107	110	217	76	32	108
34C	13	4	0	4	5	2	7	7	1	8
37, 41	433	225	81	306	193	82	275	189	19	208
39, 40, 46	575	341	61	402	281	57	338	287	9	296
42	131	84	5	89	74	5	79	69	0	69
44, 45C	378	205	70	275	163	71	234	159	13	172
	3,841	2,032	645	2,677	1,772	635	2,407	1,678	159	1,837
<b>MACOMB TOWNSHIP</b>										
3, 17	137	39	59	98	36	59	95	38	18	56
4, 6, 7	363	146	101	247	117	98	215	138	36	174
14, 19, 21C	310	125	82	207	100	74	174	83	63	146
15, 25	196	85	40	125	87	44	131	78	15	93
18, 20, 29	224	77	86	163	54	89	143	66	31	97
10, 12, 30	265	114	73	187	95	74	169	101	17	118
26, 28	99	44	33	77	28	32	60	28	12	40
33, 34, 35	187	71	62	133	64	60	124	61	23	84
	1,781	701	536	1,237	581	530	1,111	593	215	808
<b>TOTALS</b>										
	5,622	2,733	1,181	3,914	2,353	1,165	3,518	2,271	374	2,645

■ Yellow in the TOTALS column means precinct hasn't reported  
 N/A indicates AV (Absentee) results are included in Elec Day results



# Election Results

## Clintondale Community Schools Board of Education Two 6-Year Terms

Unofficial results, updated July 12, 10:37 AM

[Race List](#) | [Race Summary](#) | [Race Details](#) | [Race Details \(Printer Friendly\)](#)

POLL BOOK TOTALS	Mark Titus			Michael J. Manning			Richard Yaworski			
	AV	Elec Day	TOTAL	AV	Elec Day	TOTAL	AV	Elec Day	TOTAL	
<b>CLINTON TOWNSHIP</b>										
3, 13, 20	159	76	23	99	78	9	87	77	21	98
05, 09D	88	43	8	51	55	6	61	23	8	31
7, 11, 15, 17	258	129	32	161	116	27	143	98	53	151
	505	248	63	311	249	42	291	198	82	280
<b>TOTALS</b>										
	505	248	63	311	249	42	291	198	82	280

■ Yellow in the TOTALS column means precinct hasn't reported  
**N/A** indicates AV (Absentee) results are included in Elec Day results



# Election Results

## Clintondale Community Schools Board of Education Two 6-Year Terms

Unofficial results, updated July 12, 10:37 AM

[Race List](#) | [Race Summary](#) | [Race Details](#) | [Race Details \(Printer Friendly\)](#)

POLL BOOK TOTALS	Mark Titus			Michael J. Manning			Richard Yaworski			
	AV	Elec Day	TOTAL	AV	Elec Day	TOTAL	AV	Elec Day	TOTAL	
<b>CLINTON TOWNSHIP</b>										
3, 13, 20	159	76	23	99	78	9	87	77	21	98
05, 09D	88	43	8	51	55	6	61	23	8	31
7, 11, 15, 17	258	129	32	161	116	27	143	98	53	151
	505	248	63	311	249	42	291	198	82	280
<b>TOTALS</b>										
	505	248	63	311	249	42	291	198	82	280

■ Yellow in the TOTALS column means precinct hasn't reported  
N/A indicates AV (Absentee) results are included in Elec Day results



# Election Results

## Fitzgerald Public Schools Board of Education Two 4-Year Terms

Unofficial results, updated July 12, 10:37 AM

[Race List](#) | [Race Summary](#) | [Race Details](#) | [Race Details \(Printer Friendly\)](#)

POLL BOOK TOTALS	Debbie Frizzell			Hilary A. Kutella			Kenneth Hemler			Lori M. Eseman-Dreyer			Matthew Meyerhoff			Thomas Owczarek			
	AV	Elec Day	TOTAL	AV	Elec Day	TOTAL	AV	Elec Day	TOTAL	AV	Elec Day	TOTAL	AV	Elec Day	TOTAL	AV	Elec Day	TOTAL	
<b>WARREN</b>																			
1, 2	130	17	8	25	29	23	52	13	5	18	28	40	68	13	6	19	43	22	65
03	119	22	15	37	35	17	52	14	10	24	19	22	41	14	14	28	34	13	47
04	91	5	16	21	25	6	31	14	11	25	10	31	41	7	8	15	26	10	36
5, 6	235	45	36	81	63	32	95	30	33	63	37	42	79	28	19	47	56	19	75
18F	0	0	0	0	0	0	0	0	0	0	0	0	0	0	0	0	0	0	0
19	0	0	0	0	0	0	0	0	0	0	0	0	0	0	0	0	0	0	0
35F	1	0	0	0	0	0	0	0	0	0	0	1	1	0	1	1	0	0	0
	576	89	75	164	152	78	230	71	59	130	94	136	230	62	48	110	159	64	223
<b>TOTALS</b>																			
	576	89	75	164	152	78	230	71	59	130	94	136	230	62	48	110	159	64	223

■ Yellow in the TOTALS column means precinct hasn't reported  
N/A indicates AV (Absentee) results are included in Elec Day results



# Election Results

## Fitzgerald Public Schools Board of Education Two 4-Year Terms

Unofficial results, updated July 12, 10:37 AM

[Race List](#) | [Race Summary](#) | [Race Details](#) | [Race Details \(Printer Friendly\)](#)

POLL BOOK TOTALS	Debbie Frizzell			Hilary A. Kutella			Kenneth Hemler			Lori M. Eseman-Dreyer			Matthew Meyerhoff			Thomas Owczarek			
	AV	Elec Day	TOTAL	AV	Elec Day	TOTAL	AV	Elec Day	TOTAL	AV	Elec Day	TOTAL	AV	Elec Day	TOTAL	AV	Elec Day	TOTAL	
<b>WARREN</b>																			
1, 2	130	17	8	25	29	23	52	13	5	18	28	40	68	13	6	19	43	22	65
03	119	22	15	37	35	17	52	14	10	24	19	22	41	14	14	28	34	13	47
04	91	5	16	21	25	6	31	14	11	25	10	31	41	7	8	15	26	10	36
5, 6	235	45	36	81	63	32	95	30	33	63	37	42	79	28	19	47	56	19	75
18F	0	0	0	0	0	0	0	0	0	0	0	0	0	0	0	0	0	0	0
19	0	0	0	0	0	0	0	0	0	0	0	0	0	0	0	0	0	0	0
35F	1	0	0	0	0	0	0	0	0	0	0	1	1	0	1	1	0	0	0
	576	89	75	164	152	78	230	71	59	130	94	136	230	62	48	110	159	64	223
<b>TOTALS</b>																			
	576	89	75	164	152	78	230	71	59	130	94	136	230	62	48	110	159	64	223

  Yellow in the TOTALS column means precinct hasn't reported  
 N/A indicates AV (Absentee) results are included in Elec Day results





# Election Results

## L'Anse Creuse Public Schools Board of Education One 4-Year Term

Unofficial results, updated July 12, 10:37 AM

[Race List](#) | [Race Summary](#) | [Race Details](#) | [Race Details \(Printer Friendly\)](#)

POLL BOOK TOTALS	Ken Hoover			Mary Hilton			
	AV	Elec Day	TOTAL	AV	Elec Day	TOTAL	
<b>CHESTERFIELD TOWNSHIP</b>							
01L	10	N/A	6	6	N/A	3	3
03	85	N/A	41	41	N/A	43	43
04L, 12	87	N/A	50	50	N/A	37	37
08	73	N/A	34	34	N/A	38	38
09	62	N/A	37	37	N/A	24	24
11, 16	110	N/A	51	51	N/A	59	59
13, 18	140	N/A	70	70	N/A	69	69
15	12	N/A	2	2	N/A	10	10
	579	N/A	291	291	N/A	283	283
<b>CLINTON TOWNSHIP</b>							
4L, 6L, 8L, 9L, 12L, 28L, 34L, 45L	196	93	12	105	78	8	86
22, 30	195	72	20	92	89	14	103
31	66	27	6	33	29	4	33
	457	192	38	230	196	26	222
<b>HARRISON TOWNSHIP</b>							
1, 2,	257	90	31	121	113	21	134

■ Yellow in the TOTALS column means precinct hasn't reported  
 N/A indicates AV (Absentee) results are included in Elec Day results



# Election Results

## L'Anse Creuse Public Schools Board of Education One 4-Year Term

Unofficial results, updated July 12, 10:37 AM

[Race List](#) | [Race Summary](#) | [Race Details](#) | [Race Details \(Printer Friendly\)](#)

POLL BOOK TOTALS	Ken Hoover			Mary Hilton			
	AV	Elec Day	TOTAL	AV	Elec Day	TOTAL	
<b>CHESTERFIELD TOWNSHIP</b>							
01L	10	N/A	6	6	N/A	3	3
03	85	N/A	41	41	N/A	43	43
04L, 12	87	N/A	50	50	N/A	37	37
08	73	N/A	34	34	N/A	38	38
09	62	N/A	37	37	N/A	24	24
11, 16	110	N/A	51	51	N/A	59	59
13, 18	140	N/A	70	70	N/A	69	69
15	12	N/A	2	2	N/A	10	10
	579	N/A	291	291	N/A	283	283
<b>CLINTON TOWNSHIP</b>							
4L, 6L, 8L, 9L, 12L, 28L, 34L, 45L	196	93	12	105	78	8	86
22, 30	195	72	20	92	89	14	103
31	66	27	6	33	29	4	33
	457	192	38	230	196	26	222
<b>HARRISON TOWNSHIP</b>							
1, 2, 22L	257	90	31	121	113	21	134
3, 7	292	105	48	153	88	47	135
04	171	74	18	92	49	29	78
5, 6	318	125	48	173	91	53	144
8, 9L, 10	365	151	54	205	125	32	157
	1,403	545	199	744	466	182	648
<b>MACOMB TOWNSHIP</b>							
2, 11L, 31	193	67	38	105	71	12	83
	193	67	38	105	71	12	83
<b>TOTALS</b>							
	2,632	804	566	1,370	733	503	1,236

■ Yellow in the TOTALS column means precinct hasn't reported  
N/A indicates AV (Absentee) results are included in Elec Day results



# Election Results

## Mount Clemens Community Schools Board of Education Two 4-Year Terms

Unofficial results, updated July 12, 10:37 AM

[Race List](#) | [Race Summary](#) | [Race Details](#) | [Race Details \(Printer Friendly\)](#)

POLL BOOK TOTALS	Earl C. Rickman			Larry G. Humphrey			
	AV	Elec Day	TOTAL	AV	Elec Day	TOTAL	
<b>CLINTON TOWNSHIP</b>							
2, 6M, 12M, 33M, 45M	71	57	4	61	43	5	48
4M, 8M, 28M, 34M	61	50	0	50	48	0	48
	132	107	4	111	91	5	96
<b>HARRISON TOWNSHIP</b>							
9M	365	N/A	0	0	N/A	0	0
	365	N/A	0	0	N/A	0	0
<b>MOUNT CLEMENS</b>							
01	80	56	16	72	20	10	30
02	117	47	26	73	59	35	94
3, 4, 8	154	109	13	122	108	13	121
05	99	67	12	79	54	6	60
06	71	40	18	58	36	10	46
09	146	92	12	104	120	9	129
	667	411	97	508	397	83	480
<b>TOTALS</b>							

■ Yellow in the TOTALS column means precinct hasn't reported  
 N/A indicates AV (Absentee) results are included in Elec Day results



# Election Results

## Mount Clemens Community Schools Board of Education Two 4-Year Terms

Unofficial results, updated July 12, 10:37 AM

[Race List](#) | [Race Summary](#) | [Race Details](#) | [Race Details \(Printer Friendly\)](#)

POLL BOOK TOTALS	Earl C. Rickman			Larry G. Humphrey			
	AV	Elec Day	TOTAL	AV	Elec Day	TOTAL	
<b>CLINTON TOWNSHIP</b>							
2, 6M, 12M, 33M, 45M	71	57	4	61	43	5	48
4M, 8M, 28M, 34M	61	50	0	50	48	0	48
	132	107	4	111	91	5	96
<b>HARRISON TOWNSHIP</b>							
9M	365	N/A	0	0	N/A	0	0
	365	N/A	0	0	N/A	0	0
<b>MOUNT CLEMENS</b>							
01	80	56	16	72	20	10	30
02	117	47	26	73	59	35	94
3, 4, 8	154	109	13	122	108	13	121
05	99	67	12	79	54	6	60
06	71	40	18	58	36	10	46
09	146	92	12	104	120	9	129
	667	411	97	508	397	83	480
<b>TOTALS</b>							
	1,164	518	101	619	488	88	576

  Yellow in the TOTALS column means precinct hasn't reported  
 N/A indicates AV (Absentee) results are included in Elec Day results



# Election Results

## New Haven Community Schools Board of Education Two 4-Year Terms

Unofficial results, updated July 12, 10:37 AM

[Race List](#) | [Race Summary](#) | [Race Details](#) | [Race Details \(Printer Friendly\)](#)

POLL BOOK TOTALS	Eric C. Weaver			Sue A. Simon			
	AV	Elec Day	TOTAL	AV	Elec Day	TOTAL	
<b>CHESTERFIELD TOWNSHIP</b>							
04N	2	N/A	1	1	N/A	0	0
19N	65	N/A	58	58	N/A	55	55
	67	N/A	59	59	N/A	55	55
<b>LENOX TOWNSHIP</b>							
1N, 2N	41	N/A	32	32	N/A	40	40
3, 4	64	N/A	54	54	N/A	52	52
	105	N/A	86	86	N/A	92	92
<b>MACOMB TOWNSHIP</b>							
9, 11N, 24	162	114	23	137	128	21	149
	162	114	23	137	128	21	149
<b>RAY TOWNSHIP</b>							
02N	43	N/A	33	33	N/A	36	36
	43	N/A	33	33	N/A	36	36
<b>TOTALS</b>							
	377	114	201	315	128	204	332

■ Yellow in the TOTALS column means precinct hasn't reported  
N/A indicates AV (Absentee) results are included in Elec Day results



# Election Results

## New Haven Community Schools Board of Education Two 4-Year Terms

Unofficial results, updated July 12, 10:37 AM

[Race List](#) | [Race Summary](#) | [Race Details](#) | [Race Details \(Printer Friendly\)](#)

POLL BOOK TOTALS	Eric C. Weaver			Sue A. Simon			
	AV	Elec Day	TOTAL	AV	Elec Day	TOTAL	
<b>CHESTERFIELD TOWNSHIP</b>							
04N	2	N/A	1	1	N/A	0	0
19N	65	N/A	58	58	N/A	55	55
	67	N/A	59	59	N/A	55	55
<b>LENOX TOWNSHIP</b>							
1N, 2N	41	N/A	32	32	N/A	40	40
3, 4	64	N/A	54	54	N/A	52	52
	105	N/A	86	86	N/A	92	92
<b>MACOMB TOWNSHIP</b>							
9, 11N, 24	162	114	23	137	128	21	149
	162	114	23	137	128	21	149
<b>RAY TOWNSHIP</b>							
02N	43	N/A	33	33	N/A	36	36
	43	N/A	33	33	N/A	36	36
<b>TOTALS</b>							
	377	114	201	315	128	204	332

■ Yellow in the TOTALS column means precinct hasn't reported  
 N/A indicates AV (Absentee) results are included in Elec Day results



# Election Results

## Richmond Community Schools Board of Education Two 4-Year Terms

Unofficial results, updated July 12, 10:37 AM

[Race List](#) | [Race Summary](#) | [Race Details](#) | [Race Details \(Printer Friendly\)](#)

POLL BOOK TOTALS	David Varga			Nicholas Failla			Traci K. Bartell			
	AV	Elec Day	TOTAL	AV	Elec Day	TOTAL	AV	Elec Day	TOTAL	
<b>COLUMBUS/CASCO TOWNSHIP</b>										
01	159	N/A	84	84	N/A	68	68	N/A	112	112
	159	N/A	84	84	N/A	68	68	N/A	112	112
<b>LENOX TOWNSHIP</b>										
1R, 2R	86	N/A	46	46	N/A	41	41	N/A	60	60
	86	N/A	46	46	N/A	41	41	N/A	60	60
<b>RICHMOND TOWNSHIP</b>										
01	86	N/A	43	43	N/A	41	41	N/A	58	58
	86	N/A	43	43	N/A	41	41	N/A	58	58
<b>RICHMOND CITY</b>										
1, 2	396	N/A	219	219	N/A	154	154	N/A	302	302
	396	N/A	219	219	N/A	154	154	N/A	302	302
<b>TOTALS</b>										
	727	0	392	392	0	304	304	0	532	532

■ Yellow in the TOTALS column means precinct hasn't reported  
 N/A indicates AV (Absentee) results are included in Elec Day results



# Election Results

## Richmond Community Schools Board of Education Two 4-Year Terms

Unofficial results, updated July 12, 10:37 AM

[Race List](#) | [Race Summary](#) | [Race Details](#) | [Race Details \(Printer Friendly\)](#)

POLL BOOK TOTALS	David Varga			Nicholas Failla			Traci K. Bartell			
	AV	Elec Day	TOTAL	AV	Elec Day	TOTAL	AV	Elec Day	TOTAL	
<b>COLUMBUS/CASCO TOWNSHIP</b>										
01	159	N/A	84	84	N/A	68	68	N/A	112	112
	159	N/A	84	84	N/A	68	68	N/A	112	112
<b>LENOX TOWNSHIP</b>										
1R, 2R	86	N/A	46	46	N/A	41	41	N/A	60	60
	86	N/A	46	46	N/A	41	41	N/A	60	60
<b>RICHMOND TOWNSHIP</b>										
01	86	N/A	43	43	N/A	41	41	N/A	58	58
	86	N/A	43	43	N/A	41	41	N/A	58	58
<b>RICHMOND CITY</b>										
1, 2	396	N/A	219	219	N/A	154	154	N/A	302	302
	396	N/A	219	219	N/A	154	154	N/A	302	302
<b>TOTALS</b>										
	727	0	392	392	0	304	304	0	532	532

  Yellow in the TOTALS column means precinct hasn't reported  
 N/A indicates AV (Absentee) results are included in Elec Day results





# Election Results

## Roseville Community Schools Board of Education Three 6-Year Terms

Unofficial results, updated July 12, 10:37 AM

[Race List](#) | [Race Summary](#) | [Race Details](#) | [Race Details \(Printer Friendly\)](#)

POLL BOOK TOTALS	Gregory W. Scott			Ruth H. Green			Theresa Genest			Vincent Battani		
	AV	Elec Day	TOTAL	AV	Elec Day	TOTAL	AV	Elec Day	TOTAL	AV	Elec Day	TOTAL

ROSEVILLE															
	AV	Elec Day	TOTAL	AV	Elec Day	TOTAL	AV	Elec Day	TOTAL	AV	Elec Day	TOTAL	AV	Elec Day	TOTAL
01	59	28	8	36	33	10	43	37	8	45	30	4	34		
02	92	51	11	62	48	17	65	57	13	70	27	7	34		
03	148	66	8	74	90	21	111	87	13	100	59	11	70		
04	105	58	7	65	51	14	65	68	14	82	43	7	50		
05	160	86	27	113	86	27	113	102	29	131	46	15	61		
06	76	45	12	57	43	15	58	43	17	60	21	3	24		
07	56	26	7	33	25	9	34	37	7	44	17	8	25		
08	104	60	15	75	52	18	70	60	16	76	37	18	55		
09	117	66	9	75	56	10	66	79	13	92	52	7	59		
10	47	27	5	32	24	2	26	31	4	35	18	3	21		
11	89	56	6	62	61	6	67	59	7	66	36	7	43		
12	81	46	10	56	46	6	52	48	6	54	33	8	41		
13	55	29	4	33	37	3	40	38	5	43	19	4	23		
14	114	60	16	76	65	14	79	72	16	88	38	7	45		
15	186	112	24	136	111	20	131	111	23	134	70	12	82		
16	185	91	37	128	84	41	125	108	35	143	54	23	77		
17	82	41	15	56	31	14	45	48	19	67	21	8	29		
18	134	61	19	80	64	25	89	82	23	105	50	10	60		
20	115	64	14	78	69	15	84	76	17	93	41	8	49		

■ Yellow in the TOTALS column means precinct hasn't reported  
 N/A indicates AV (Absentee) results are included in Elec Day results



# Election Results

## Roseville Community Schools Board of Education Three 6-Year Terms

Unofficial results, updated July 12, 10:37 AM

[Race List](#) | [Race Summary](#) | [Race Details](#) | [Race Details \(Printer Friendly\)](#)

POLL BOOK TOTALS	Gregory W. Scott			Ruth H. Green			Theresa Genest			Vincent Battani			
	AV	Elec Day	TOTAL	AV	Elec Day	TOTAL	AV	Elec Day	TOTAL	AV	Elec Day	TOTAL	
<b>ROSEVILLE</b>													
01	59	28	8	36	33	10	43	37	8	45	30	4	34
02	92	51	11	62	48	17	65	57	13	70	27	7	34
03	148	66	8	74	90	21	111	87	13	100	59	11	70
04	105	58	7	65	51	14	65	68	14	82	43	7	50
05	160	86	27	113	86	27	113	102	29	131	46	15	61
06	76	45	12	57	43	15	58	43	17	60	21	3	24
07	56	26	7	33	25	9	34	37	7	44	17	8	25
08	104	60	15	75	52	18	70	60	16	76	37	18	55
09	117	66	9	75	56	10	66	79	13	92	52	7	59
10	47	27	5	32	24	2	26	31	4	35	18	3	21
11	89	56	6	62	61	6	67	59	7	66	36	7	43
12	81	46	10	56	46	6	52	48	6	54	33	8	41
13	55	29	4	33	37	3	40	38	5	43	19	4	23
14	114	60	16	76	65	14	79	72	16	88	38	7	45
15	186	112	24	136	111	20	131	111	23	134	70	12	82
16	185	91	37	128	84	41	125	108	35	143	54	23	77
17	82	41	15	56	31	14	45	48	19	67	21	8	29
18	134	61	19	80	64	25	89	82	23	105	50	10	60
20	115	64	14	78	69	15	84	76	17	93	41	8	49
	2,005	1,073	254	1,327	1,076	287	1,363	1,243	285	1,528	712	170	882
<b>TOTALS</b>													
	2,005	1,073	254	1,327	1,076	287	1,363	1,243	285	1,528	712	170	882

■ Yellow in the TOTALS column means precinct hasn't reported  
 N/A indicates AV (Absentee) results are included in Elec Day results



# Election Results

## Roseville Community Schools Board of Education One Partial Term Ending 6/30/2015

Unofficial results, updated July 12, 10:37 AM

[Race List](#) | [Race Summary](#) | [Race Details](#) | [Race Details \(Printer Friendly\)](#)

POLL BOOK TOTALS	Kevin A. Switanowski			Nicholas Frontera			
	AV	Elec Day	TOTAL	AV	Elec Day	TOTAL	
<b>ROSEVILLE</b>							
01	59	30	6	36	16	6	22
02	92	50	11	61	19	6	25
03	148	76	12	88	40	8	48
04	105	63	11	74	20	5	25
05	160	86	26	112	29	11	40
06	76	42	15	57	13	3	16
07	56	28	6	34	12	8	20
08	104	48	14	62	28	13	41
09	117	58	11	69	35	5	40
10	47	23	6	29	16	1	17
11	89	52	5	57	25	5	30
12	81	46	4	50	22	7	29
13	55	39	2	41	9	3	12
14	114	60	13	73	30	8	38
15	186	105	26	131	43	8	51
16	185	80	31	111	45	22	67
17	82	38	13	51	20	7	27
18	134	68	21	89	28	7	35
20	115	67	13	80	24	8	32

■ Yellow in the TOTALS column means precinct hasn't reported  
N/A indicates AV (Absentee) results are included in Elec Day results



# Election Results

## Roseville Community Schools Board of Education One Partial Term Ending 6/30/2015

Unofficial results, updated July 12, 10:37 AM

[Race List](#) | [Race Summary](#) | [Race Details](#) | [Race Details \(Printer Friendly\)](#)

POLL BOOK TOTALS	Kevin A. Switanowski			Nicholas Frontera			
	AV	Elec Day	TOTAL	AV	Elec Day	TOTAL	
<b>ROSEVILLE</b>							
01	59	30	6	36	16	6	22
02	92	50	11	61	19	6	25
03	148	76	12	88	40	8	48
04	105	63	11	74	20	5	25
05	160	86	26	112	29	11	40
06	76	42	15	57	13	3	16
07	56	28	6	34	12	8	20
08	104	48	14	62	28	13	41
09	117	58	11	69	35	5	40
10	47	23	6	29	16	1	17
11	89	52	5	57	25	5	30
12	81	46	4	50	22	7	29
13	55	39	2	41	9	3	12
14	114	60	13	73	30	8	38
15	186	105	26	131	43	8	51
16	185	80	31	111	45	22	67
17	82	38	13	51	20	7	27
18	134	68	21	89	28	7	35
20	115	67	13	80	24	8	32
	2,005	1,059	246	1,305	474	141	615
<b>TOTALS</b>							
	2,005	1,059	246	1,305	474	141	615

■ Yellow in the TOTALS column means precinct hasn't reported  
**N/A** indicates AV (Absentee) results are included in Elec Day results



# Election Results

## Roseville Community Schools

Board of Education  
One Partial Term Ending 6/30/2013

Unofficial results, updated July 12, 10:37 AM

[Race List](#) | [Race Summary](#) | [Race Details](#) | [Race Details \(Printer Friendly\)](#)

POLL BOOK TOTALS		Matthew McCartney			
		AV	Elec Day	TOTAL	
<b>ROSEVILLE</b>					
01	59	45	10	55	
02	92	66	17	83	
03	148	107	20	127	
04	105	80	13	93	
05	160	112	34	146	
06	76	51	18	69	
07	56	36	11	47	
08	104	73	22	95	
09	117	84	14	98	
10	47	35	7	42	
11	89	72	8	80	
12	81	62	12	74	
13	55	41	4	45	
14	114	86	20	106	
15	186	135	30	165	
16	185	120	43	163	
17	82	53	19	72	
18	134	88	23	111	
20	115	79	20	99	

■ Yellow in the TOTALS column means precinct hasn't reported  
N/A indicates AV (Absentee) results are included in Elec Day results



# Election Results

## Roseville Community Schools

Board of Education  
One Partial Term Ending 6/30/2013

Unofficial results, updated July 12, 10:37 AM

[Race List](#) | [Race Summary](#) | [Race Details](#) | [Race Details \(Printer Friendly\)](#)

POLL BOOK TOTALS		Matthew McCartney		
		AV	Elec Day	TOTAL
<b>ROSEVILLE</b>				
01	59	45	10	55
02	92	66	17	83
03	148	107	20	127
04	105	80	13	93
05	160	112	34	146
06	76	51	18	69
07	56	36	11	47
08	104	73	22	95
09	117	84	14	98
10	47	35	7	42
11	89	72	8	80
12	81	62	12	74
13	55	41	4	45
14	114	86	20	106
15	186	135	30	165
16	185	120	43	163
17	82	53	19	72
18	134	88	23	111
20	115	79	20	99
	2,005	1,425	345	1,770
<b>TOTALS</b>				
	2,005	1,425	345	1,770

■ Yellow in the TOTALS column means precinct hasn't reported  
N/A indicates AV (Absentee) results are included in Elec Day results



# Election Results

## Utica Community Schools Board of Education Three 6-Year Terms

Unofficial results, updated July 12, 10:37 AM

[Race List](#) | [Race Summary](#) | [Race Details](#) | [Race Details \(Printer Friendly\)](#)

POLL BOOK TOTALS	Carl Territo			Gene L. Klida			Ken Krolczyk			Michele Templeton			Steven Grady			
	AV	Elec Day	TOTAL	AV	Elec Day	TOTAL	AV	Elec Day	TOTAL	AV	Elec Day	TOTAL	AV	Elec Day	TOTAL	
<b>MACOMB TOWNSHIP</b>																
1, 16, 32	259	46	33	79	52	119	171	65	126	191	51	30	81	44	28	72
5, 8, 13, 21U	269	72	18	90	108	67	175	105	76	181	104	32	136	55	28	83
22, 23, 27	411	127	34	161	150	85	235	171	102	273	170	31	201	94	32	126
	939	245	85	330	310	271	581	341	304	645	325	93	418	193	88	281
<b>RAY TOWNSHIP</b>																
01	1	N/A	0	0	N/A	1	1	N/A	1	1	N/A	1	1	N/A	0	0
	1	N/A	0	0	N/A	1	1	N/A	1	1	N/A	1	1	N/A	0	0
<b>SHELBY TOWNSHIP</b>																
1, 5	488	179	37	216	210	93	303	200	109	309	215	30	245	150	37	187
2, 4	363	115	27	142	152	70	222	139	77	216	170	24	194	102	30	132
3, 9	127	51	8	59	47	27	74	52	20	72	58	7	65	43	8	51
6, 21	88	28	3	31	31	8	39	36	19	55	50	5	55	31	9	40
7, 22	536	203	32	235	232	85	317	236	108	344	244	38	282	153	29	182
8, 11	249	78	28	106	85	51	136	104	61	165	89	32	121	87	21	108
10, 25	328	111	11	122	162	49	211	150	71	221	155	23	178	82	28	110
12	102	42	21	62	65	40	105	91	20	120	65	22	97	57	24	81

■ Yellow in the TOTALS column means precinct hasn't reported  
 N/A indicates AV (Absentee) results are included in Elec Day results



# Election Results

## Utica Community Schools Board of Education Three 6-Year Terms

Unofficial results, updated July 12, 10:37 AM

[Race List](#) | [Race Summary](#) | [Race Details](#) | [Race Details \(Printer Friendly\)](#)

POLL BOOK TOTALS	Carl Territo			Gene L. Klida			Ken Krolczyk			Michele Templeton			Steven Grady			
	AV	Elec Day	TOTAL	AV	Elec Day	TOTAL	AV	Elec Day	TOTAL	AV	Elec Day	TOTAL	AV	Elec Day	TOTAL	
<b>MACOMB TOWNSHIP</b>																
1, 16, 32	259	46	33	79	52	119	171	65	126	191	51	30	81	44	28	72
5, 8, 13, 21U	269	72	18	90	108	67	175	105	76	181	104	32	136	55	28	83
22, 23, 27	411	127	34	161	150	85	235	171	102	273	170	31	201	94	32	126
	939	245	85	330	310	271	581	341	304	645	325	93	418	193	88	281
<b>RAY TOWNSHIP</b>																
01	1	N/A	0	0	N/A	1	1	N/A	1	1	N/A	1	1	N/A	0	0
	1	N/A	0	0	N/A	1	1	N/A	1	1	N/A	1	1	N/A	0	0
<b>SHELBY TOWNSHIP</b>																
1, 5	488	179	37	216	210	93	303	200	109	309	215	30	245	150	37	187
2, 4	363	115	27	142	152	70	222	139	77	216	170	24	194	102	30	132
3, 9	127	51	8	59	47	27	74	52	20	72	58	7	65	43	8	51
6, 21	88	28	3	31	31	8	39	36	19	55	50	5	55	31	9	40
7, 22	536	203	32	235	232	85	317	236	108	344	244	38	282	153	29	182
8, 11	249	78	28	106	85	51	136	104	61	165	89	32	121	87	21	108
10, 25	328	111	11	122	162	49	211	150	71	221	155	23	178	82	28	110
12	193	42	21	63	65	40	105	91	39	130	65	32	97	57	24	81
13, 19	280	82	16	98	111	49	160	129	62	191	119	27	146	82	28	110
14	132	54	9	63	52	23	75	46	27	73	65	11	76	37	10	47
15	99	16	6	22	29	16	45	40	31	71	40	9	49	34	15	49
16, 18	386	146	18	164	188	61	249	156	68	224	213	26	239	101	11	112
17	145	47	9	56	61	29	90	56	40	96	62	11	73	35	13	48
20	79	28	0	28	40	5	45	43	5	48	51	0	51	31	1	32
23, 24	507	177	43	220	205	97	302	199	104	303	237	38	275	124	27	151
26, 28	613	286	16	302	304	37	341	280	46	326	389	27	416	226	21	247
27	166	57	11	68	75	29	104	65	31	96	86	18	104	47	12	59
29	59	15	8	23	20	25	45	16	24	40	16	12	28	9	3	12
	4,838	1,715	303	2,018	2,069	794	2,863	2,038	942	2,980	2,324	370	2,694	1,431	327	1,758
<b>STERLING HEIGHTS</b>																
6U, 10U	152	51	6	57	49	17	66	77	23	100	71	10	81	64	9	73
12	128	36	8	44	63	13	76	59	17	76	60	13	73	49	13	62
13, 21	186	63	11	74	79	27	106	100	23	123	91	14	105	66	15	81



14	66	21	3	24	24	11	35	30	11	41	30	5	35	21	1	22
20	217	84	19	103	78	33	111	106	35	141	113	15	128	62	21	83
22, 29	159	33	20	53	44	33	77	73	48	121	58	17	75	50	15	65
23, 28	249	66	14	80	118	39	157	112	47	159	125	18	143	75	29	104
24	87	21	5	26	32	15	47	39	18	57	37	6	43	24	4	28
26, 27	243	60	22	82	81	40	121	121	60	181	94	29	123	75	30	105
30	127	38	7	45	48	30	78	41	36	77	57	13	70	34	9	43
31, 41	319	100	42	142	108	78	186	124	93	217	103	30	133	96	33	129
32, 33	336	91	32	123	112	71	183	137	80	217	137	37	174	119	33	152
34	154	48	16	64	45	33	78	71	42	113	53	11	64	42	13	55
35	79	22	11	33	30	20	50	40	20	60	36	11	47	18	8	26
36, 37	162	50	14	64	55	27	82	72	29	101	73	15	88	51	15	66
38, 50	440	134	30	164	158	70	228	214	69	283	217	43	260	159	30	189
39	50	9	4	13	21	8	29	22	15	37	21	6	27	13	10	23
40, 43	354	136	29	165	129	58	187	166	67	233	178	30	208	102	22	124
42, 48	234	87	16	103	101	25	126	101	37	138	139	16	155	78	7	85
44, 49	242	99	19	118	95	39	134	121	44	165	114	23	137	60	13	73
45	98	34	7	41	40	12	52	50	17	67	46	6	52	33	7	40
51, 52	317	110	20	130	155	43	198	153	49	202	165	27	192	86	14	100
	4,399	1,393	355	1,748	1,665	742	2,407	2,029	880	2,909	2,018	395	2,413	1,377	351	1,728
<b>UTICA</b>																
01	50	N/A	14	14	N/A	24	24	N/A	31	31	N/A	30	30	N/A	20	20
02	135	N/A	46	46	N/A	76	76	N/A	82	82	N/A	71	71	N/A	48	48
03	96	N/A	45	45	N/A	50	50	N/A	43	43	N/A	62	62	N/A	41	41
	281	N/A	105	105	N/A	150	150	N/A	156	156	N/A	163	163	N/A	109	109
<b>WASHINGTON TOWNSHIP</b>																
07	29	8	0	8	14	1	15	13	4	17	18	4	22	5	0	5
09	87	21	13	34	18	29	47	16	37	53	21	18	39	14	7	21
	116	29	13	42	32	30	62	29	41	70	39	22	61	19	7	26
<b>TOTALS</b>																
	10,574	3,382	861	4,243	4,076	1,988	6,064	4,437	2,324	6,761	4,706	1,044	5,750	3,020	882	3,902

■ Yellow in the TOTALS column means precinct hasn't reported  
 N/A indicates AV (Absentee) results are included in Elec Day results



# Election Results

## Van Dyke Public Schools Board of Education Three 6-Year Terms

Unofficial results, updated July 12, 10:37 AM

[Race List](#) | [Race Summary](#) | [Race Details](#) | [Race Details \(Printer Friendly\)](#)

POLL BOOK TOTALS	Carol J. Kelsey			David C. Cowlbeck			Deron J. Brown			Jim Brinke			
	AV	Elec Day	TOTAL	AV	Elec Day	TOTAL	AV	Elec Day	TOTAL	AV	Elec Day	TOTAL	
<b>CENTER LINE CITY</b>													
05	95	32	21	53	36	24	60	22	15	37	46	23	69
	95	32	21	53	36	24	60	22	15	37	46	23	69
<b>WARREN</b>													
7, 8, 9	87	43	17	60	27	15	42	23	14	37	37	20	57
10	24	12	8	20	10	2	12	9	1	10	6	6	12
11, 12	75	43	13	56	42	16	58	19	6	25	45	12	57
13	40	15	12	27	14	11	25	7	8	15	18	15	33
14	74	52	13	65	33	14	47	15	2	17	46	11	57
23V	3	3	0	3	3	0	3	0	0	0	3	0	3
24V	5	5	0	5	5	0	5	0	0	0	5	0	5
	308	173	63	236	134	58	192	73	31	104	160	64	224
<b>TOTALS</b>													
	403	205	84	289	170	82	252	95	46	141	206	87	293

■ Yellow in the TOTALS column means precinct hasn't reported  
 N/A indicates AV (Absentee) results are included in Elec Day results



# Election Results

## Van Dyke Public Schools Board of Education Three 6-Year Terms

Unofficial results, updated July 12, 10:37 AM

[Race List](#) | [Race Summary](#) | [Race Details](#) | [Race Details \(Printer Friendly\)](#)

POLL BOOK TOTALS	Carol J. Kelsey			David C. Cowlbeck			Deron J. Brown			Jim Brinke			
	AV	Elec Day	TOTAL	AV	Elec Day	TOTAL	AV	Elec Day	TOTAL	AV	Elec Day	TOTAL	
<b>CENTER LINE CITY</b>													
05	95	32	21	53	36	24	60	22	15	37	46	23	69
	95	32	21	53	36	24	60	22	15	37	46	23	69
<b>WARREN</b>													
7, 8, 9	87	43	17	60	27	15	42	23	14	37	37	20	57
10	24	12	8	20	10	2	12	9	1	10	6	6	12
11, 12	75	43	13	56	42	16	58	19	6	25	45	12	57
13	40	15	12	27	14	11	25	7	8	15	18	15	33
14	74	52	13	65	33	14	47	15	2	17	46	11	57
23V	3	3	0	3	3	0	3	0	0	0	3	0	3
24V	5	5	0	5	5	0	5	0	0	0	5	0	5
	308	173	63	236	134	58	192	73	31	104	160	64	224
<b>TOTALS</b>													
	403	205	84	289	170	82	252	95	46	141	206	87	293

■ Yellow in the TOTALS column means precinct hasn't reported  
 N/A indicates AV (Absentee) results are included in Elec Day results



# Election Results

## Van Dyke Public Schools Board of Education One Partial Term Ending 6/30/2013

Unofficial results, updated July 12, 10:37 AM

[Race List](#) | [Race Summary](#) | [Race Details](#) | [Race Details \(Printer Friendly\)](#)

POLL BOOK TOTALS	Kelly M. Kolassa			Tina R. Mills			
	AV	Elec Day	TOTAL	AV	Elec Day	TOTAL	
<b>CENTER LINE CITY</b>							
05	95	47	36	83	6	5	11
	95	47	36	83	6	5	11
<b>WARREN</b>							
7, 8, 9	87	26	18	44	27	11	38
10	24	6	6	12	9	3	12
11, 12	75	26	9	35	25	9	34
13	40	16	11	27	6	6	12
14	74	38	8	46	19	7	26
23V	3	3	0	3	0	0	0
24V	5	4	0	4	1	0	1
	308	119	52	171	87	36	123
<b>TOTALS</b>							
	403	166	88	254	93	41	134

  Yellow in the TOTALS column means precinct hasn't reported  
 N/A indicates AV (Absentee) results are included in Elec Day results



# Election Results

## Van Dyke Public Schools Board of Education One Partial Term Ending 6/30/2013

Unofficial results, updated July 12, 10:37 AM

[Race List](#) | [Race Summary](#) | [Race Details](#) | [Race Details \(Printer Friendly\)](#)

POLL BOOK TOTALS	Kelly M. Kolassa			Tina R. Mills			
	AV	Elec Day	TOTAL	AV	Elec Day	TOTAL	
<b>CENTER LINE CITY</b>							
05	95	47	36	83	6	5	11
	95	47	36	83	6	5	11
<b>WARREN</b>							
7, 8, 9	87	26	18	44	27	11	38
10	24	6	6	12	9	3	12
11, 12	75	26	9	35	25	9	34
13	40	16	11	27	6	6	12
14	74	38	8	46	19	7	26
23V	3	3	0	3	0	0	0
24V	5	4	0	4	1	0	1
	308	119	52	171	87	36	123
<b>TOTALS</b>							
	403	166	88	254	93	41	134

■ Yellow in the TOTALS column means precinct hasn't reported  
N/A indicates AV (Absentee) results are included in Elec Day results



# Election Results

## Warren Consolidated Schools Board of Education One 4-Year Term

Unofficial results, updated July 12, 10:37 AM

[Race List](#) | [Race Summary](#) | [Race Details](#) | [Race Details \(Printer Friendly\)](#)

POLL BOOK TOTALS	Ben Lazarus			Carl B. Weckerle			Megan Papsian-Broadwell			
	AV	Elec Day	TOTAL	AV	Elec Day	TOTAL	AV	Elec Day	TOTAL	
<b>CITY OF TROY</b>										
24, 25	325	N/A	47	47	N/A	50	50	N/A	226	226
	325	N/A	47	47	N/A	50	50	N/A	226	226
<b>STERLING HEIGHTS</b>										
01	102	16	0	16	24	3	27	48	11	59
02	148	12	1	13	48	13	61	56	18	74
03	180	23	0	23	58	5	63	86	8	94
04	174	13	8	21	41	9	50	70	31	101
05	212	16	4	20	69	11	80	84	27	111
6W, 10W	220	20	3	23	60	5	65	105	23	128
8, 46	177	33	5	38	55	7	62	65	10	75
9, 15	248	21	3	24	69	21	90	105	18	123
11	199	31	6	37	64	8	72	68	20	88
16, 17	179	22	1	23	61	10	71	62	22	84
18, 19	213	23	6	29	76	7	83	82	19	101
25	97	18	7	25	32	2	34	28	10	38
47	60	8	0	8	15	4	19	28	5	33
	2,209	256	44	300	672	105	777	887	222	1,109
<b>WARREN</b>										
20	32	1	0	1	8	1	9	19	1	20

■ Yellow in the TOTALS column means precinct hasn't reported  
 N/A indicates AV (Absentee) results are included in Elec Day results



# Election Results

## Warren Consolidated Schools Board of Education One 4-Year Term

Unofficial results, updated July 12, 10:37 AM

[Race List](#) | [Race Summary](#) | [Race Details](#) | [Race Details \(Printer Friendly\)](#)

	POLL BOOK TOTALS	Ben Lazarus			Carl B. Weckerle			Megan Papasian- Broadwell		
		AV	Elec Day	TOTAL	AV	Elec Day	TOTAL	AV	Elec Day	TOTAL
<b>CITY OF TROY</b>										
24, 25	325	N/A	47	47	N/A	50	50	N/A	226	226
	325	N/A	47	47	N/A	50	50	N/A	226	226
<b>STERLING HEIGHTS</b>										
01	102	16	0	16	24	3	27	48	11	59
02	148	12	1	13	48	13	61	56	18	74
03	180	23	0	23	58	5	63	86	8	94
04	174	13	8	21	41	9	50	70	31	101
05	212	16	4	20	69	11	80	84	27	111
6W, 10W	220	20	3	23	60	5	65	105	23	128
8, 46	177	33	5	38	55	7	62	65	10	75
9, 15	248	21	3	24	69	21	90	105	18	123
11	199	31	6	37	64	8	72	68	20	88
16, 17	179	22	1	23	61	10	71	62	22	84
18, 19	213	23	6	29	76	7	83	82	19	101
25	97	18	7	25	32	2	34	28	10	38
47	60	8	0	8	15	4	19	28	5	33
	2,209	256	44	300	672	105	777	887	222	1,109
<b>WARREN</b>										
20	32	1	0	1	8	1	9	19	1	20
34	73	9	4	13	12	7	19	32	7	39
35W, 36	205	17	3	20	51	16	67	97	18	115
37	142	15	0	15	37	4	41	73	12	85
38, 39, 40	135	13	2	15	21	10	31	68	20	88
41, 42	196	21	5	26	34	13	47	102	20	122
43, 44	238	23	5	28	43	8	51	134	18	152
45, 46	238	29	3	32	48	10	58	115	26	141
47, 48	267	19	3	22	62	16	78	121	43	164
49W	237	24	4	28	50	5	55	130	24	154
50	133	10	1	11	20	6	26	76	20	96
51, 52	385	35	2	37	73	19	92	209	41	250
53, 54	342	32	5	37	41	27	68	178	50	228
55, 56	210	11	5	16	61	14	75	79	31	110

57	164	5	10	15	16	7	23	60	65	125
58	225	15	8	23	33	15	48	107	46	153
	3,222	279	60	339	610	178	788	1,600	442	2,042
<b>TOTALS</b>										
	5,756	535	151	686	1,282	333	1,615	2,487	890	3,377

■ Yellow in the TOTALS column means precinct hasn't reported  
 N/A indicates AV (Absentee) results are included in Elec Day results





# Election Results

## Warren Woods Public Schools Board of Education Three 6-Year Terms

Unofficial results, updated July 12, 10:37 AM

[Race List](#) | [Race Summary](#) | [Race Details](#) | [Race Details \(Printer Friendly\)](#)

POLL BOOK TOTALS	Donald Marx			Kay F. Walsh			Michael Schulte			
	AV	Elec Day	TOTAL	AV	Elec Day	TOTAL	AV	Elec Day	TOTAL	
<b>WARREN</b>										
23Z	2	2	0	2	2	0	2	1	0	1
24Z, 25	100	61	11	72	69	10	79	67	12	79
26	26	22	1	23	24	1	25	20	1	21
28, 29	146	90	11	101	116	10	126	101	8	109
27, 30	185	134	6	140	153	7	160	151	7	158
31, 32	308	193	30	223	234	33	267	205	29	234
33	150	105	7	112	114	9	123	114	13	127
49Z	0	0	0	0	0	0	0	0	0	0
	917	607	66	673	712	70	782	659	70	729
<b>TOTALS</b>										
	917	607	66	673	712	70	782	659	70	729

■ Yellow in the TOTALS column means precinct hasn't reported  
 N/A indicates AV (Absentee) results are included in Elec Day results



# Election Results

## Warren Woods Public Schools Board of Education Three 6-Year Terms

Unofficial results, updated July 12, 10:37 AM

[Race List](#) | [Race Summary](#) | [Race Details](#) | [Race Details \(Printer Friendly\)](#)

POLL BOOK TOTALS	Donald Marx			Kay F. Walsh			Michael Schulte			
	AV	Elec Day	TOTAL	AV	Elec Day	TOTAL	AV	Elec Day	TOTAL	
<b>WARREN</b>										
23Z	2	2	0	2	2	0	2	1	0	1
24Z, 25	100	61	11	72	69	10	79	67	12	79
26	26	22	1	23	24	1	25	20	1	21
28, 29	146	90	11	101	116	10	126	101	8	109
27, 30	185	134	6	140	153	7	160	151	7	158
31, 32	308	193	30	223	234	33	267	205	29	234
33	150	105	7	112	114	9	123	114	13	127
49Z	0	0	0	0	0	0	0	0	0	0
	917	607	66	673	712	70	782	659	70	729
<b>TOTALS</b>										
	917	607	66	673	712	70	782	659	70	729

■ Yellow in the TOTALS column means precinct hasn't reported  
 N/A indicates AV (Absentee) results are included in Elec Day results



# Election Results

## Warren Woods Public Schools

Board of Education  
One Partial Term Ending 6/30/2013

Unofficial results, updated July 12, 10:37 AM

[Race List](#) | [Race Summary](#) | [Race Details](#) | [Race Details \(Printer Friendly\)](#)

	POLL BOOK TOTALS	Paul Zannetti		
		AV	Elec Day	TOTAL
<b>WARREN</b>				
23Z	2	2	0	2
24Z, 25	100	75	13	88
26	26	24	1	25
28, 29	146	121	12	133
27, 30	185	155	8	163
31, 32	308	237	30	267
33	150	115	13	128
49Z	0	0	0	0
	917	729	77	806
<b>TOTALS</b>				
	917	729	77	806

■ Yellow in the TOTALS column means precinct hasn't reported  
N/A indicates AV (Absentee) results are included in Elec Day results



# Election Results

## Warren Woods Public Schools

Board of Education  
One Partial Term Ending 6/30/2013

Unofficial results, updated July 12, 10:37 AM

[Race List](#) | [Race Summary](#) | [Race Details](#) | [Race Details \(Printer Friendly\)](#)

	POLL BOOK TOTALS	Paul Zannetti		
		AV	Elec Day	TOTAL
<b>WARREN</b>				
23Z	2	2	0	2
24Z, 25	100	75	13	88
26	26	24	1	25
28, 29	146	121	12	133
27, 30	185	155	8	163
31, 32	308	237	30	267
33	150	115	13	128
49Z	0	0	0	0
	917	729	77	806
<b>TOTALS</b>				
	917	729	77	806

■ Yellow in the TOTALS column means precinct hasn't reported  
N/A indicates AV (Absentee) results are included in Elec Day results