



Election Results

Macomb County November 8, 2011 Election

Click below for the official results of the November 8, 2011 election for Macomb County as the results are tabulated.

This site is brought to you by [Macomb County Clerk/Register of Deeds Carmella Sabaugh](#). Macomb County campaign finance documents are available online.

View the results of previous elections at the [Macomb County Clerk's Election Department](#). Choose an option below to explore our site.



Results

Click for election results by race, including breakdown by precincts.



Precinct Reporting Details

Click for a listing of precincts and jurisdictions yet to report.



Campaign Finance Reports

Click for Campaign Finance Reports, committees that still owe fees to the County, and more.



More Election Information

Click to visit the Macomb County Clerk's Election Department's website.



Voter Turnout

Click for a listing of voter turnout by jurisdiction.



Election Results

Macomb County November 8, 2011 Election

Click below for the official results of the November 8, 2011 election for Macomb County as the results are tabulated.

This site is brought to you by [Macomb County Clerk/Register of Deeds Carmella Sabaugh](#). Macomb County campaign finance documents are available online.

View the results of previous elections at the [Macomb County Clerk's Election Department](#). Choose an option below to explore our site.



Results from the [August 2011 Election are available here](#).



Results

Click for election results by race, including breakdown by precincts.



Precinct Reporting Details

Click for a listing of precincts and jurisdictions yet to report.



Campaign Finance Reports

Click for Campaign Finance Reports, committees that still owe fees to the County, and more.



More Election Information

Click to visit the Macomb County Clerk's Election Department's website.



Voter Turnout

Click for a listing of voter turnout by jurisdiction.



Election Results

Macomb County November 8, 2011 Election

Local Offices

- > Center Line: Council
- > Eastpointe: Mayor
- > Eastpointe: Council
- > Fraser: Mayor
- > Fraser: Council
- > Village of Grosse Pointe Shores: Mayor
- > Village of Grosse Pointe Shores: Council
- > Memphis: Mayor
- > Memphis: Council
- > Mount Clemens: Mayor
- > Mount Clemens: Commission
- > New Baltimore: Mayor
- > New Baltimore: Council (Full Term)
- > New Baltimore: Council (Partial Term Ending 11/11/2013)
- > Richmond: Council
- > Roseville: Council
- > St. Clair Shores: Mayor
- > St. Clair Shores: Council
- > Sterling Heights: Mayor
- > Sterling Heights: Council
- > Utica: Mayor
- > Utica: Council
- > Warren: Mayor
- > Warren: Clerk
- > Warren: Treasurer
- > Warren: Council At-Large
- > Warren: Council - District 1
- > Warren: Council - District 2
- > Warren: Council - District 3
- > Warren: Council - District 4
- > Warren: Council - District 5

Boards of Education

- > Almont Community Schools
- > Armada Area Schools
- > East Detroit Public Schools
- > Fraser Public Schools (Full Term)
- > Fraser Public Schools (Partial Term Ending 2015)
- > Fraser Public Schools (Partial Term Ending 2013)
- > Lake Shore Public Schools
- > Lakeview Public Schools
- > Rochester Community Schools
- > Romeo Community Schools (Full Term)
- > Romeo Community Schools (Partial Term Ending 2012)

> South Lake Schools

Proposals

- > Macomb ISD Millage Proposal
- > Eastpointe Charter Amendment
- > Recreational Authority of Eastpointe Millage Proposal
- > Recreational Authority of Roseville Millage Proposal
- > Mount Clemens Millage Proposal
- > Warren Millage Proposal
- > Harrison Township Millage Renewal
- > Almont Community Schools Millage Renewal
- > Romeo Community Schools Millage Renewal



Election Results

Macomb County November 8, 2011 Election Precinct Reporting Details

This page contains information about when each jurisdiction reports results. "% In" shows the current number of precincts reporting for that jurisdiction. The "First Report" column shows when they reported the first set of results. When half of the precincts have reported, a timestamp will be recorded in the "50% Reported" column. Once all results are in, the "Results Final" column will be filled-in. You can re-sort the list by clicking any column header.

Updated November 21, 9:24 AM

Jurisdiction	% In	First Report	50% Reported	Results Final
Addison Township	100%	11-08 10:10 PM	11-08 10:10 PM	11-08 10:10 PM
Armada Township	100%	11-08 9:40 PM	11-08 9:40 PM	11-08 9:40 PM
Berlin Township	100%	11-08 10:10 PM	11-08 10:10 PM	11-08 10:10 PM
Bruce Township	100%	11-08 9:56 PM	11-08 10:10 PM	11-08 10:16 PM
Center Line	100%	11-08 8:46 PM	11-08 8:46 PM	11-08 8:56 PM
Chesterfield Township	100%	11-08 8:46 PM	11-08 9:16 PM	11-08 9:30 PM
Clinton Township	100%	11-08 10:30 PM	11-08 10:30 PM	11-08 10:30 PM
Columbus Township	100%	11-08 10:40 PM	11-08 10:40 PM	11-08 10:40 PM
Eastpointe	100%	11-08 8:56 PM	11-08 9:00 PM	11-08 10:00 PM
Fraser	100%	11-08 8:36 PM	11-08 8:56 PM	11-08 9:06 PM
Harrison Township	100%	11-08 9:40 PM	11-08 9:40 PM	11-08 9:40 PM
Lenox Township	100%	11-08 8:20 PM	11-08 8:56 PM	11-08 8:56 PM
Macomb Township	100%	11-08 9:00 PM	11-08 9:00 PM	11-08 10:16 PM
Memphis	100%	11-08 8:56 PM	11-08 8:56 PM	11-08 8:56 PM
Mt. Clemens	100%	11-08 9:16 PM	11-08 9:16 PM	11-08 9:16 PM
New Baltimore	100%	11-08 9:46 PM	11-08 9:56 PM	11-08 9:56 PM
Oakland Township	100%	11-08 10:16 PM	11-08 10:16 PM	11-08 10:16 PM
Ray Township	100%	11-08 8:46 PM	11-08 8:56 PM	11-08 8:56 PM
Richmond Township	100%	11-08 8:30 PM	11-08 8:30 PM	11-08 8:30 PM
Richmond City	100%	11-08 8:56 PM	11-08 8:56 PM	11-08 8:56 PM
Roseville	100%	11-08 9:16 PM	11-08 9:30 PM	11-08 9:56 PM
Shelby Township	100%	11-08 9:00 PM	11-08 9:00 PM	11-08 9:00 PM
St. Clair Shores	100%	11-08 10:36 PM	11-08 10:36 PM	11-08 10:36 PM
Sterling Heights	100%	11-08 10:00 PM	11-08 10:00 PM	11-08 11:20 PM
Troy	100%	11-08 10:30 PM	11-08 10:30 PM	11-08 10:30 PM
Utica	100%	11-08 8:46 PM	11-08 9:00 PM	11-08 9:00 PM
Village of Grosse Pointe Shores	100%	11-08 9:20 PM	11-08 9:20 PM	11-08 9:20 PM
Warren	100%	11-08 9:30 PM	11-08 9:40 PM	11-08 10:50 PM
Washington Township	100%	11-08 9:30 PM	11-08 9:56 PM	11-08 10:30 PM



Election Results

Macomb County November 8, 2011 Election Voter Turnout

This page shows you the percentage of registered voters who cast a ballot for this election, by jurisdiction. These numbers will continue to increase until all precincts have reported. You can re-sort the list by clicking a column header.

Updated November 21, 9:24 AM

Jurisdiction ▼	Turnout
Armada Township	23.7%
Bruce Township	22.7%
Center Line	18.8%
Chesterfield Township	17%
Clinton Township	16.8%
Eastpointe	18.3%
Fraser	30.1%
Harrison Township	21.6%
Lenox Township	11.1%
Macomb Township	18.5%
Memphis	45.2%
Mt. Clemens	20.7%
New Baltimore	25.7%
Ray Township	21.5%
Richmond Township	15.2%
Richmond City	24%
Roseville	17.2%
Shelby Township	21.1%
St. Clair Shores	27%
Sterling Heights	24.8%
Utica	22.1%
Village of Grosse Pointe Shores	59%
Warren	23.8%
Washington Township	20.5%
MACOMB COUNTY	21.4%



Center Line
Council
Two 4-Year Terms

Official results, updated November 21, 9:24 AM

[Race List](#) | [Race Summary](#) | [Race Details](#) | [Race Details \(Printer Friendly\)](#)

5 of 5 (100.0%) precincts reporting*				
Roy Gillette		812	51.1%	
Ronald C. Lapham		776	48.9%	

*Please Note: A precinct will not display in the percent of precincts reporting until both election day and AV (absentee) results are recorded for that precinct.



Eastpointe
Mayor
One 4-Year Term

Official results, updated November 21, 9:24 AM

[Race List](#) | [Race Summary](#) | [Race Details](#) | [Race Details \(Printer Friendly\)](#)

13 of 13 (100.0%) precincts reporting*				
Suzanne Pixley		2,097	51.4%	
Veronica Klinefelt		1,982	48.6%	

*Please Note: A precinct will not display in the percent of precincts reporting until both election day and AV (absentee) results are recorded for that precinct.



Eastpointe
Council
Two 4-Year Terms

Official results, updated November 21, 9:24 AM

[Race List](#) | [Race Summary](#) | [Race Details](#) | [Race Details \(Printer Friendly\)](#)

13 of 13 (100.0%) precincts reporting*				
Ronald S. LaForest		2,266	32.2%	
Philip J. Guastella		2,184	31.0%	
Doug Trocino		1,600	22.7%	
Clarence V. Duren		993	14.1%	

*Please Note: A precinct will not display in the percent of precincts reporting until both election day and AV (absentee) results are recorded for that precinct.



Fraser
Mayor
One 4-Year Term

Official results, updated November 21, 9:24 AM

[Race List](#) | [Race Summary](#) | [Race Details](#) | [Race Details \(Printer Friendly\)](#)

7 of 7 (100.0%) precincts reporting*				
Doug Hagerty		1,788	56.6%	
Moe Geromette		1,370	43.4%	

*Please Note: A precinct will not display in the percent of precincts reporting until both election day and AV (absentee) results are recorded for that precinct.



Fraser
Council
Three 4-Year Terms

Official results, updated November 21, 9:24 AM

[Race List](#) | [Race Summary](#) | [Race Details](#) | [Race Details \(Printer Friendly\)](#)

7 of 7 (100.0%) precincts reporting*

Daniel M. Accavitti		1,834	23.7%	
Barbara L. Jennings		1,799	23.2%	
Paul A. Cilluffo		1,417	18.3%	
Roberta Parisi		1,348	17.4%	
Vince Calabrese		1,341	17.3%	

*Please Note: A precinct will not display in the percent of precincts reporting until both election day and AV (absentee) results are recorded for that precinct.



The Village of Grosse Pointe Shores, A Michigan
City
Mayor
One 4-Year Term

Official results, updated November 21, 9:24 AM

[Race List](#) | [Race Summary](#) | [Race Details](#) | [Race Details \(Printer Friendly\)](#)

1 of 1 (100.0%) precincts reporting*				
James M. Cooper		23	63.9%	
Ted Kedzierski		13	36.1%	

*Please Note: A precinct will not display in the percent of precincts reporting until both election day and AV (absentee) results are recorded for that precinct.



The Village of Grosse Pointe Shores, A Michigan
City
Council

The three candidates receiving the highest number of votes shall each have a four-year term. The three candidates receiving the next highest number of votes shall each have a two-year term.

Official results, updated November 21, 9:24 AM

[Race List](#) | [Race Summary](#) | [Race Details](#) | [Race Details \(Printer Friendly\)](#)

1 of 1 (100.0%) precincts reporting*				
Brian Geraghty		21	15.6%	<div style="width: 15.6%; height: 10px; background-color: red;"></div>
Robert E. Gesell		20	14.8%	<div style="width: 14.8%; height: 10px; background-color: red;"></div>
David J. Galbenski		18	13.3%	<div style="width: 13.3%; height: 10px; background-color: red;"></div>
Daniel Schulte		17	12.6%	<div style="width: 12.6%; height: 10px; background-color: red;"></div>
Robert H. Barrette Jr.		17	12.6%	<div style="width: 12.6%; height: 10px; background-color: red;"></div>
Kay Felt		16	11.9%	<div style="width: 11.9%; height: 10px; background-color: red;"></div>
Bruce Bisballe		12	8.9%	<div style="width: 8.9%; height: 10px; background-color: red;"></div>
Alexander Ajlouni		8	5.9%	<div style="width: 5.9%; height: 10px; background-color: red;"></div>
Elias Ropotos		6	4.4%	<div style="width: 4.4%; height: 10px; background-color: red;"></div>

*Please Note: A precinct will not display in the percent of precincts reporting until both election day and AV (absentee) results are recorded for that precinct.



Election Results

Memphis Mayor One 2-Year Term

Official results, updated November 21, 9:24 AM

[Race List](#) | [Race Summary](#) | [Race Details](#) | [Race Details \(Printer Friendly\)](#)

2 of 2 (100.0%) precincts reporting*				
Daniel Weaver		132	51.6%	
George K. Kirkindall		124	48.4%	

*Please Note: A precinct will not display in the percent of precincts reporting until both election day and AV (absentee) results are recorded for that precinct.







Election Results

Memphis Council Three 4-Year Terms

Official results, updated November 21, 9:24 AM

[Race List](#) | [Race Summary](#) | [Race Details](#) | [Race Details \(Printer Friendly\)](#)

2 of 2 (100.0%) precincts reporting*				
Lawrence Wilson		181	27.8%	
Kim Gunst		176	27.0%	
Frank Davis		149	22.9%	
William Zukas		145	22.3%	

*Please Note: A precinct will not display in the percent of precincts reporting until both election day and AV (absentee) results are recorded for that precinct.



Mount Clemens

Mayor
One 2-Year Term

Official results, updated November 21, 9:24 AM

[Race List](#) | [Race Summary](#) | [Race Details](#) | [Race Details \(Printer Friendly\)](#)

7 of 7 (100.0%) precincts reporting*			
Barb Dempsey		1,847	100.0%

*Please Note: A precinct will not display in the percent of precincts reporting until both election day and AV (absentee) results are recorded for that precinct.



Election Results

Mount Clemens Commission Three 4-Year Terms

Official results, updated November 21, 9:24 AM

[Race List](#) | [Race Summary](#) | [Race Details](#) | [Race Details \(Printer Friendly\)](#)

7 of 7 (100.0%) precincts reporting*				
Joe Rheker		1,163	22.5%	
Roger Bunton		1,071	20.7%	
Ron Campbell		964	18.6%	
Josh Alger		838	16.2%	
Jack H. Johns		823	15.9%	
Jerry Innes		320	6.2%	

*Please Note: A precinct will not display in the percent of precincts reporting until both election day and AV (absentee) results are recorded for that precinct.



New Baltimore

Mayor
One 2-Year Term

Official results, updated November 21, 9:24 AM

[Race List](#) | [Race Summary](#) | [Race Details](#) | [Race Details \(Printer Friendly\)](#)

4 of 4 (100.0%) precincts reporting*			
Larry Smith		1,576	100.0%

*Please Note: A precinct will not display in the percent of precincts reporting until both election day and AV (absentee) results are recorded for that precinct.









Election Results

New Baltimore Council Three 4-Year Terms

Official results, updated November 21, 9:24 AM

[Race List](#) | [Race Summary](#) | [Race Details](#) | [Race Details \(Printer Friendly\)](#)

4 of 4 (100.0%) precincts reporting*				
Zack Stanton		1,182	22.9%	
Florence M. Hayman		1,060	20.5%	
Kenneth C. Butler		922	17.8%	
David D. Duffy		677	13.1%	
Frank E. Krause		675	13.1%	
Stan Russell		655	12.7%	

*Please Note: A precinct will not display in the percent of precincts reporting until both election day and AV (absentee) results are recorded for that precinct.



Election Results

New Baltimore Council One Partial Term Ending 11/11/2013

Official results, updated November 21, 9:24 AM

[Race List](#) | [Race Summary](#) | [Race Details](#) | [Race Details \(Printer Friendly\)](#)

4 of 4 (100.0%) precincts reporting*				
Karl T. Rutledge		964	50.8%	
Jim Morisette Sr.		933	49.2%	

*Please Note: A precinct will not display in the percent of precincts reporting until both election day and AV (absentee) results are recorded for that precinct.







Election Results

Richmond Council Three 4-Year Terms

Official results, updated November 21, 9:24 AM

[Race List](#) | [Race Summary](#) | [Race Details](#) | [Race Details \(Printer Friendly\)](#)

1 of 1 (100.0%) precincts reporting*				
Jeff Goodar		604	27.0%	
Jaime Elizabeth Greene		585	26.2%	
Jim Schultz		561	25.1%	
Patrick Olsen		485	21.7%	

*Please Note: A precinct will not display in the percent of precincts reporting until both election day and AV (absentee) results are recorded for that precinct.









Election Results

Roseville Council Three 4-Year Terms

Official results, updated November 21, 9:24 AM

[Race List](#) | [Race Summary](#) | [Race Details](#) | [Race Details \(Printer Friendly\)](#)

21 of 21 (100.0%) precincts reporting*				
Michael Switalski		3,702	26.1%	
Colleen McCartney		3,433	24.2%	
Robert R. Taylor		2,667	18.8%	
Frank A. Maisano		2,581	18.2%	
James Goldwater		1,159	8.2%	
Jonathan L. Raiss		623	4.4%	

*Please Note: A precinct will not display in the percent of precincts reporting until both election day and AV (absentee) results are recorded for that precinct.



Election Results

St. Clair Shores

Mayor
One 4-Year Term

Official results, updated November 21, 9:24 AM

[Race List](#) | [Race Summary](#) | [Race Details](#) | [Race Details \(Printer Friendly\)](#)

24 of 24 (100.0%) precincts reporting*				
Kip C. Walby		7,414	59.3%	
Nathan Kaczmarek		5,089	40.7%	

*Please Note: A precinct will not display in the percent of precincts reporting until both election day and AV (absentee) results are recorded for that precinct.



Election Results

St. Clair Shores Council Three 4-Year Terms

Official results, updated November 21, 9:24 AM

[Race List](#) | [Race Summary](#) | [Race Details](#) | [Race Details \(Printer Friendly\)](#)

24 of 24 (100.0%) precincts reporting*				
Ronald J. Frederick		7,024	22.2%	
Anthony G. Tiseo		6,510	20.6%	
Chris Vitale		5,706	18.0%	
John D. Burtch		4,779	15.1%	
Jack Downey		4,421	14.0%	
Chuck Hall		3,225	10.2%	

*Please Note: A precinct will not display in the percent of precincts reporting until both election day and AV (absentee) results are recorded for that precinct.



Sterling Heights

Mayor
One 2-Year Term

Official results, updated November 21, 9:24 AM

[Race List](#) | [Race Summary](#) | [Race Details](#) | [Race Details \(Printer Friendly\)](#)

34 of 34 (100.0%) precincts reporting*				
Richard J. Notte		11,945	57.2%	
David J. Magliulo		8,938	42.8%	

*Please Note: A precinct will not display in the percent of precincts reporting until both election day and AV (absentee) results are recorded for that precinct.



Sterling Heights
Council
Six 2-Year Terms

Official results, updated November 21, 9:24 AM

[Race List](#) | [Race Summary](#) | [Race Details](#) | [Race Details \(Printer Friendly\)](#)

34 of 34 (100.0%) precincts reporting*				
Michael C. Taylor		12,790	12.8%	■
Joseph V. Romano		11,169	11.2%	■
Deanna Koski		10,906	10.9%	■
Barbara A. Ziarko		10,718	10.7%	■
Maria G. Schmidt		10,526	10.6%	■
Paul M. Smith		9,627	9.7%	■
Gary Lusk		9,485	9.5%	■
Yvonne Kniaz		9,324	9.3%	■
Joe Judnick		8,424	8.4%	■
James Hunt		6,764	6.8%	■

*Please Note: A precinct will not display in the percent of precincts reporting until both election day and AV (absentee) results are recorded for that precinct.



Election Results

Utica Mayor One 2-Year Term

Official results, updated November 21, 9:24 AM

[Race List](#) | [Race Summary](#) | [Race Details](#) | [Race Details \(Printer Friendly\)](#)

3 of 3 (100.0%) precincts reporting*			
Jacqueline K. Noonan		578	100.0%

*Please Note: A precinct will not display in the percent of precincts reporting until both election day and AV (absentee) results are recorded for that precinct.



Election Results

Utica Council Three 4-Year Terms

Official results, updated November 21, 9:24 AM

[Race List](#) | [Race Summary](#) | [Race Details](#) | [Race Details \(Printer Friendly\)](#)

3 of 3 (100.0%) precincts reporting*				
Faith Terenzi		454	25.5%	
Barbara Montag		385	21.7%	
Chuck Cuddington		354	19.9%	
Jeffrey W. Carter Sr.		316	17.8%	
Bernard Hurchalla		269	15.1%	

*Please Note: A precinct will not display in the percent of precincts reporting until both election day and AV (absentee) results are recorded for that precinct.



Warren
Mayor
One 4-Year Term

Official results, updated November 21, 9:24 AM

[Race List](#) | [Race Summary](#) | [Race Details](#) | [Race Details \(Printer Friendly\)](#)

58 of 58 (100.0%) precincts reporting*				
James R. Fouts		18,215	80.7%	
Kathy J. Vogt		4,364	19.3%	

*Please Note: A precinct will not display in the percent of precincts reporting until both election day and AV (absentee) results are recorded for that precinct.



Warren
Clerk
One 4-Year Term

Official results, updated November 21, 9:24 AM

[Race List](#) | [Race Summary](#) | [Race Details](#) | [Race Details \(Printer Friendly\)](#)

58 of 58 (100.0%) precincts reporting*			
Paul Wojno		18,996	100.0%

*Please Note: A precinct will not display in the percent of precincts reporting until both election day and AV (absentee) results are recorded for that precinct.



Warren
Treasurer
One 4-Year Term

Official results, updated November 21, 9:24 AM

[Race List](#) | [Race Summary](#) | [Race Details](#) | [Race Details \(Printer Friendly\)](#)

58 of 58 (100.0%) precincts reporting*				
Carolyn Kurkowski Mocerì		15,736	75.7%	
Barbara Friedel		5,060	24.3%	

*Please Note: A precinct will not display in the percent of precincts reporting until both election day and AV (absentee) results are recorded for that precinct.



Warren
 Council At-Large
 Two 4-Year Terms

Official results, updated November 21, 9:24 AM

[Race List](#) | [Race Summary](#) | [Race Details](#) | [Race Details \(Printer Friendly\)](#)

58 of 58 (100.0%) precincts reporting*				
Scott C. Stevens		12,250	31.0%	
Kelly J. Colegio		11,543	29.2%	
Mary M. Kamp		8,541	21.6%	
Donna Kaczor Caumartin		7,158	18.1%	

*Please Note: A precinct will not display in the percent of precincts reporting until both election day and AV (absentee) results are recorded for that precinct.



Election Results

Warren Council - District 1 One 4-Year Term

Official results, updated November 21, 9:24 AM

[Race List](#) | [Race Summary](#) | [Race Details](#) | [Race Details \(Printer Friendly\)](#)

13 of 13 (100.0%) precincts reporting*				
Patrick Green		2,899	79.4%	
Ron Papandrea		754	20.6%	

*Please Note: A precinct will not display in the percent of precincts reporting until both election day and AV (absentee) results are recorded for that precinct.



Warren
Council - District 2
One 4-Year Term

Official results, updated November 21, 9:24 AM

[Race List](#) | [Race Summary](#) | [Race Details](#) | [Race Details \(Printer Friendly\)](#)

14 of 14 (100.0%) precincts reporting*				
Keith Sadowski		3,417	63.6%	
Richard Sulaka II		1,959	36.4%	

*Please Note: A precinct will not display in the percent of precincts reporting until both election day and AV (absentee) results are recorded for that precinct.





Election Results

Warren Council - District 3 One 4-Year Term

Official results, updated November 21, 9:24 AM

[Race List](#) | [Race Summary](#) | [Race Details](#) | [Race Details \(Printer Friendly\)](#)

14 of 14 (100.0%) precincts reporting*				
Cecil D. St. Pierre Jr.		3,438	64.2%	
Lanette Olejniczak		1,918	35.8%	

*Please Note: A precinct will not display in the percent of precincts reporting until both election day and AV (absentee) results are recorded for that precinct.



Warren
Council - District 4
One 4-Year Term

Official results, updated November 21, 9:24 AM

[Race List](#) | [Race Summary](#) | [Race Details](#) | [Race Details \(Printer Friendly\)](#)

10 of 10 (100.0%) precincts reporting*				
Steven G. Warner		2,065	51.1%	
Jason D. McClanahan		1,980	48.9%	

*Please Note: A precinct will not display in the percent of precincts reporting until both election day and AV (absentee) results are recorded for that precinct.



Election Results

Warren Council - District 5 One 4-Year Term

Official results, updated November 21, 9:24 AM

[Race List](#) | [Race Summary](#) | [Race Details](#) | [Race Details \(Printer Friendly\)](#)

11 of 11 (100.0%) precincts reporting*				
Robert Boccomino		1,516	52.9%	
Joe Peters Jr.		1,351	47.1%	

*Please Note: A precinct will not display in the percent of precincts reporting until both election day and AV (absentee) results are recorded for that precinct.



Almont Community Schools
 Board Member
 Two 4-Year Terms

Official results, updated November 21, 9:24 AM

[Race List](#) | [Race Summary](#) | [Race Details](#) | [Race Details \(Printer Friendly\)](#)

1 of 1 (100.0%) precincts reporting*				
Scott Kmetz		52	42.3%	
Terry Papineau		47	38.2%	
Shayna Gonzalez		24	19.5%	

*Please Note: A precinct will not display in the percent of precincts reporting until both election day and AV (absentee) results are recorded for that precinct.



Election Results

Armada Area Schools

Board Member

One 4-Year Term

Official results, updated November 21, 9:24 AM

[Race List](#) | [Race Summary](#) | [Race Details](#) | [Race Details \(Printer Friendly\)](#)

7 of 7 (100.0%) precincts reporting*			
Susan Nieman		947	100.0%

*Please Note: A precinct will not display in the percent of precincts reporting until both election day and AV (absentee) results are recorded for that precinct.



Election Results

East Detroit Public Schools

Board Member
Four 4-Year Terms

Official results, updated November 21, 9:24 AM

[Race List](#) | [Race Summary](#) | [Race Details](#) | [Race Details \(Printer Friendly\)](#)

15 of 15 (100.0%) precincts reporting*				
Deena Trocino		2,159	18.4%	■
Margaret T. Podsiadlik		2,111	18.0%	■
Craig Brozowski		2,088	17.8%	■
Jon Gruenberg		1,895	16.1%	■
Kerry Lee Weishaupt		1,788	15.2%	■
Keith A. Ward		1,703	14.5%	■

*Please Note: A precinct will not display in the percent of precincts reporting until both election day and AV (absentee) results are recorded for that precinct.







Election Results

Fraser Public Schools

Board Member
Three 6-Year Terms

Official results, updated November 21, 9:24 AM

[Race List](#) | [Race Summary](#) | [Race Details](#) | [Race Details \(Printer Friendly\)](#)

17 of 17 (100.0%) precincts reporting*				
Carole E. Bannister		2,998	29.3%	
Gerard W. Gauthier		2,685	26.2%	
Linda Corbat		2,606	25.4%	
Mark Snay		1,953	19.1%	

*Please Note: A precinct will not display in the percent of precincts reporting until both election day and AV (absentee) results are recorded for that precinct.



Fraser Public Schools
Board Member
Two Partial Terms Ending 12/31/2015

Official results, updated November 21, 9:24 AM

[Race List](#) | [Race Summary](#) | [Race Details](#) | [Race Details \(Printer Friendly\)](#)

17 of 17 (100.0%) precincts reporting*				
Laura Edghill		3,076	50.8%	
Deborah M. Hurren		2,975	49.2%	

*Please Note: A precinct will not display in the percent of precincts reporting until both election day and AV (absentee) results are recorded for that precinct.



Election Results

Fraser Public Schools Board Member One Partial Term Ending 12/31/2013

Official results, updated November 21, 9:24 AM

[Race List](#) | [Race Summary](#) | [Race Details](#) | [Race Details \(Printer Friendly\)](#)

17 of 17 (100.0%) precincts reporting*			
Ron DeVillano		3,452	100.0%

*Please Note: A precinct will not display in the percent of precincts reporting until both election day and AV (absentee) results are recorded for that precinct.



Lake Shore Public Schools

Board Member

Two 4-Year Terms

Official results, updated November 21, 9:24 AM

[Race List](#) | [Race Summary](#) | [Race Details](#) | [Race Details \(Printer Friendly\)](#)

9 of 9 (100.0%) precincts reporting*				
Shannon R. Harvey		2,975	52.8%	
Mark E. Beghin		2,656	47.2%	

*Please Note: A precinct will not display in the percent of precincts reporting until both election day and AV (absentee) results are recorded for that precinct.



Election Results

Lakeview Public Schools

Board Member
Three 6-Year Terms

Official results, updated November 21, 9:24 AM

[Race List](#) | [Race Summary](#) | [Race Details](#) | [Race Details \(Printer Friendly\)](#)

8 of 8 (100.0%) precincts reporting*				
Phil Thomas		2,344	50.5%	
Michael McCain		2,300	49.5%	

*Please Note: A precinct will not display in the percent of precincts reporting until both election day and AV (absentee) results are recorded for that precinct.



Rochester Community Schools
Board Member
Three 6-Year Terms

Official results, updated November 21, 9:24 AM

[Race List](#) | [Race Summary](#) | [Race Details](#) | [Race Details \(Printer Friendly\)](#)

1 of 1 (100.0%) precincts reporting*

Beth Talbert		85	27.9%	
Jane Pierobon		81	26.6%	
Pat Piskulich		73	23.9%	
Jeremy Nielson		37	12.1%	
Tom Malysz		29	9.5%	

*Please Note: A precinct will not display in the percent of precincts reporting until both election day and AV (absentee) results are recorded for that precinct.



Election Results

Romeo Community Schools Board Member Two 4-Year Terms

Official results, updated November 21, 9:24 AM

[Race List](#) | [Race Summary](#) | [Race Details](#) | [Race Details \(Printer Friendly\)](#)

16 of 16 (100.0%) precincts reporting*			
Edward Sosnoski		2,716	100.0%

*Please Note: A precinct will not display in the percent of precincts reporting until both election day and AV (absentee) results are recorded for that precinct.



Election Results

Romeo Community Schools
Board Member
One Partial Term Ending 12/31/2012

No candidates filed for this office.

Race List



Election Results

South Lake Schools

Board Member
Two 4-Year Terms

Official results, updated November 21, 9:24 AM

[Race List](#) | [Race Summary](#) | [Race Details](#) | [Race Details \(Printer Friendly\)](#)

9 of 9 (100.0%) precincts reporting*				
Ellen L. Dunn		2,042	37.5%	
Charlotte A. Rebelein		1,829	33.6%	
Michael R. Damiani		1,575	28.9%	

*Please Note: A precinct will not display in the percent of precincts reporting until both election day and AV (absentee) results are recorded for that precinct.



Macomb ISD Millage Proposal

Proposal to increase limitation on amount of taxes by 1.2 mill for 20 years for school special education operations.

Official results, updated November 21, 9:24 AM

[Race List](#) | [Race Summary](#) | [Race Details](#) | [Race Details \(Printer Friendly\)](#)

304 of 304 (100.0%) precincts reporting*				
NO		65,282	52.3%	
YES		59,633	47.7%	

*Please Note: A precinct will not display in the percent of precincts reporting until both election day and AV (absentee) results are recorded for that precinct.





Election Results

Eastpointe Charter Amendment

Proposal to require no person hold office of Mayor or Council member who is in default to the City.

Official results, updated November 21, 9:24 AM

[Race List](#) | [Race Summary](#) | [Race Details](#) | [Race Details \(Printer Friendly\)](#)

13 of 13 (100.0%) precincts reporting*				
YES		3,358	81.2%	
NO		780	18.8%	

*Please Note: A precinct will not display in the percent of precincts reporting until both election day and AV (absentee) results are recorded for that precinct.



Recreational Authority of Eastpointe Millage Proposal

Proposal to increase limitation on taxes by 1 mill for 20 years for maintaining recreational facilities, services and programs. (Proposal becomes effective only if approved by the voters of both Roseville and Eastpointe.)

Official results, updated November 21, 9:24 AM

[Race List](#) | [Race Summary](#) | [Race Details](#) | [Race Details \(Printer Friendly\)](#)

13 of 13 (100.0%) precincts reporting*				
YES		2,607	61.9%	<div style="width: 61.9%; height: 10px; background-color: red;"></div>
NO		1,603	38.1%	<div style="width: 38.1%; height: 10px; background-color: red;"></div>

*Please Note: A precinct will not display in the percent of precincts reporting until both election day and AV (absentee) results are recorded for that precinct.



Recreational Authority of Roseville Millage Proposal

Proposal to increase limitation on taxes by 1 mill for 20 years for maintaining recreational facilities, services and programs. (Proposal becomes effective only if approved by the voters of both Roseville and Eastpointe.)

Official results, updated November 21, 9:24 AM

[Race List](#) | [Race Summary](#) | [Race Details](#) | [Race Details \(Printer Friendly\)](#)

21 of 21 (100.0%) precincts reporting*				
YES		3,300	58.0%	<div style="width: 58%; height: 10px; background-color: red;"></div>
NO		2,394	42.0%	<div style="width: 42%; height: 10px; background-color: red;"></div>

*Please Note: A precinct will not display in the percent of precincts reporting until both election day and AV (absentee) results are recorded for that precinct.





Election Results

Mount Clemens Millage Proposal

Proposal to increase maximum annual millage from 15 mills to 20 mills for general municipal purposes.

Official results, updated November 21, 9:24 AM

[Race List](#) | [Race Summary](#) | [Race Details](#) | [Race Details \(Printer Friendly\)](#)

7 of 7 (100.0%) precincts reporting*				
NO		1,289	55.8%	
YES		1,021	44.2%	

*Please Note: A precinct will not display in the percent of precincts reporting until both election day and AV (absentee) results are recorded for that precinct.





Warren Millage Proposal

Proposal to levy 2.1 mills each year for five years for repairing and replacing local streets.

Official results, updated November 21, 9:24 AM

[Race List](#) | [Race Summary](#) | [Race Details](#) | [Race Details \(Printer Friendly\)](#)

58 of 58 (100.0%) precincts reporting*				
YES		12,520	56.6%	
NO		9,599	43.4%	

*Please Note: A precinct will not display in the percent of precincts reporting until both election day and AV (absentee) results are recorded for that precinct.



Election Results

Harrison Township Millage Renewal

Proposal for one-year renewal of the 6.6700 millage rate of 2011 for police, fire and general operations.

Official results, updated November 21, 9:24 AM

[Race List](#) | [Race Summary](#) | [Race Details](#) | [Race Details \(Printer Friendly\)](#)

10 of 10 (100.0%) precincts reporting*				
YES		3,026	72.5%	
NO		1,146	27.5%	

*Please Note: A precinct will not display in the percent of precincts reporting until both election day and AV (absentee) results are recorded for that precinct.





Election Results

Almont Community Schools Millage Renewal Proposal to renew 18 mill levy for operating and maintaining the school system.

Official results, updated November 21, 9:24 AM

[Race List](#) | [Race Summary](#) | [Race Details](#) | [Race Details \(Printer Friendly\)](#)

1 of 1 (100.0%) precincts reporting*				
YES		57	67.1%	
NO		28	32.9%	

*Please Note: A precinct will not display in the percent of precincts reporting until both election day and AV (absentee) results are recorded for that precinct.





Election Results

Romeo Community Schools Millage Renewal Proposal to renew 1.25 mills for four years to create a building and site sinking fund.

Official results, updated November 21, 9:24 AM

[Race List](#) | [Race Summary](#) | [Race Details](#) | [Race Details \(Printer Friendly\)](#)

16 of 16 (100.0%) precincts reporting*				
YES		2,993	55.5%	
NO		2,402	44.5%	

*Please Note: A precinct will not display in the percent of precincts reporting until both election day and AV (absentee) results are recorded for that precinct.



Election Results

Macomb County November 8, 2011 Election Precinct Reporting Details

This page contains information about when each jurisdiction reports results. "% In" shows the current number of precincts reporting for that jurisdiction. The "First Report" column shows when they reported the first set of results. When half of the precincts have reported, a timestamp will be recorded in the "50% Reported" column. Once all results are in, the "Results Final" column will be filled-in. You can re-sort the list by clicking any column header.

Updated November 21, 9:24 AM

Jurisdiction	% In	First Report	50% Reported	Results Final
Addison Township	100%	11-08 10:10 PM	11-08 10:10 PM	11-08 10:10 PM
Armada Township	100%	11-08 9:40 PM	11-08 9:40 PM	11-08 9:40 PM
Berlin Township	100%	11-08 10:10 PM	11-08 10:10 PM	11-08 10:10 PM
Bruce Township	100%	11-08 9:56 PM	11-08 10:10 PM	11-08 10:16 PM
Center Line	100%	11-08 8:46 PM	11-08 8:46 PM	11-08 8:56 PM
Chesterfield Township	100%	11-08 8:46 PM	11-08 9:16 PM	11-08 9:30 PM
Clinton Township	100%	11-08 10:30 PM	11-08 10:30 PM	11-08 10:30 PM
Columbus Township	100%	11-08 10:40 PM	11-08 10:40 PM	11-08 10:40 PM
Eastpointe	100%	11-08 8:56 PM	11-08 9:00 PM	11-08 10:00 PM
Fraser	100%	11-08 8:36 PM	11-08 8:56 PM	11-08 9:06 PM
Harrison Township	100%	11-08 9:40 PM	11-08 9:40 PM	11-08 9:40 PM
Lenox Township	100%	11-08 8:20 PM	11-08 8:56 PM	11-08 8:56 PM
Macomb Township	100%	11-08 9:00 PM	11-08 9:00 PM	11-08 10:16 PM
Memphis	100%	11-08 8:56 PM	11-08 8:56 PM	11-08 8:56 PM
Mt. Clemens	100%	11-08 9:16 PM	11-08 9:16 PM	11-08 9:16 PM
New Baltimore	100%	11-08 9:46 PM	11-08 9:56 PM	11-08 9:56 PM
Oakland Township	100%	11-08 10:16 PM	11-08 10:16 PM	11-08 10:16 PM
Ray Township	100%	11-08 8:46 PM	11-08 8:56 PM	11-08 8:56 PM
Richmond Township	100%	11-08 8:30 PM	11-08 8:30 PM	11-08 8:30 PM
Richmond City	100%	11-08 8:56 PM	11-08 8:56 PM	11-08 8:56 PM
Roseville	100%	11-08 9:16 PM	11-08 9:30 PM	11-08 9:56 PM
Shelby Township	100%	11-08 9:00 PM	11-08 9:00 PM	11-08 9:00 PM
St. Clair Shores	100%	11-08 10:36 PM	11-08 10:36 PM	11-08 10:36 PM
Sterling Heights	100%	11-08 10:00 PM	11-08 10:00 PM	11-08 11:20 PM
Troy	100%	11-08 10:30 PM	11-08 10:30 PM	11-08 10:30 PM
Utica	100%	11-08 8:46 PM	11-08 9:00 PM	11-08 9:00 PM
Village of Grosse Pointe Shores	100%	11-08 9:20 PM	11-08 9:20 PM	11-08 9:20 PM
Warren	100%	11-08 9:30 PM	11-08 9:40 PM	11-08 10:50 PM
Washington Township	100%	11-08 9:30 PM	11-08 9:56 PM	11-08 10:30 PM



Election Results

Macomb County November 8, 2011 Election Precinct Reporting Details

This page contains information about when each jurisdiction reports results. "% In" shows the current number of precincts reporting for that jurisdiction. The "First Report" column shows when they reported the first set of results. When half of the precincts have reported, a timestamp will be recorded in the "50% Reported" column. Once all results are in, the "Results Final" column will be filled-in. You can re-sort the list by clicking any column header.

Updated November 21, 9:24 AM

Jurisdiction	% In	First Report	50% Reported	Results Final
Addison Township	100%	11-08 10:10 PM	11-08 10:10 PM	11-08 10:10 PM
Armada Township	100%	11-08 9:40 PM	11-08 9:40 PM	11-08 9:40 PM
Berlin Township	100%	11-08 10:10 PM	11-08 10:10 PM	11-08 10:10 PM
Bruce Township	100%	11-08 9:56 PM	11-08 10:10 PM	11-08 10:16 PM
Center Line	100%	11-08 8:46 PM	11-08 8:46 PM	11-08 8:56 PM
Chesterfield Township	100%	11-08 8:46 PM	11-08 9:16 PM	11-08 9:30 PM
Clinton Township	100%	11-08 10:30 PM	11-08 10:30 PM	11-08 10:30 PM
Columbus Township	100%	11-08 10:40 PM	11-08 10:40 PM	11-08 10:40 PM
Eastpointe	100%	11-08 8:56 PM	11-08 9:00 PM	11-08 10:00 PM
Fraser	100%	11-08 8:36 PM	11-08 8:56 PM	11-08 9:06 PM
Harrison Township	100%	11-08 9:40 PM	11-08 9:40 PM	11-08 9:40 PM
Lenox Township	100%	11-08 8:20 PM	11-08 8:56 PM	11-08 8:56 PM
Macomb Township	100%	11-08 9:00 PM	11-08 9:00 PM	11-08 10:16 PM
Memphis	100%	11-08 8:56 PM	11-08 8:56 PM	11-08 8:56 PM
Mt. Clemens	100%	11-08 9:16 PM	11-08 9:16 PM	11-08 9:16 PM
New Baltimore	100%	11-08 9:46 PM	11-08 9:56 PM	11-08 9:56 PM
Oakland Township	100%	11-08 10:16 PM	11-08 10:16 PM	11-08 10:16 PM
Ray Township	100%	11-08 8:46 PM	11-08 8:56 PM	11-08 8:56 PM
Richmond Township	100%	11-08 8:30 PM	11-08 8:30 PM	11-08 8:30 PM
Richmond City	100%	11-08 8:56 PM	11-08 8:56 PM	11-08 8:56 PM
Roseville	100%	11-08 9:16 PM	11-08 9:30 PM	11-08 9:56 PM
Shelby Township	100%	11-08 9:00 PM	11-08 9:00 PM	11-08 9:00 PM
St. Clair Shores	100%	11-08 10:36 PM	11-08 10:36 PM	11-08 10:36 PM
Sterling Heights	100%	11-08 10:00 PM	11-08 10:00 PM	11-08 11:20 PM
Troy	100%	11-08 10:30 PM	11-08 10:30 PM	11-08 10:30 PM
Utica	100%	11-08 8:46 PM	11-08 9:00 PM	11-08 9:00 PM
Village of Grosse Pointe Shores	100%	11-08 9:20 PM	11-08 9:20 PM	11-08 9:20 PM
Warren	100%	11-08 9:30 PM	11-08 9:40 PM	11-08 10:50 PM
Washington Township	100%	11-08 9:30 PM	11-08 9:56 PM	11-08 10:30 PM



Election Results

Macomb County November 8, 2011 Election Precinct Reporting Details

This page contains information about when each jurisdiction reports results. "% In" shows the current number of precincts reporting for that jurisdiction. The "First Report" column shows when they reported the first set of results. When half of the precincts have reported, a timestamp will be recorded in the "50% Reported" column. Once all results are in, the "Results Final" column will be filled-in. You can re-sort the list by clicking any column header.

Updated November 21, 9:24 AM

Jurisdiction	% In	First Report	50% Reported	Results Final
Addison Township	100%	11-08 10:10 PM	11-08 10:10 PM	11-08 10:10 PM
Armada Township	100%	11-08 9:40 PM	11-08 9:40 PM	11-08 9:40 PM
Berlin Township	100%	11-08 10:10 PM	11-08 10:10 PM	11-08 10:10 PM
Bruce Township	100%	11-08 9:56 PM	11-08 10:10 PM	11-08 10:16 PM
Center Line	100%	11-08 8:46 PM	11-08 8:46 PM	11-08 8:56 PM
Chesterfield Township	100%	11-08 8:46 PM	11-08 9:16 PM	11-08 9:30 PM
Clinton Township	100%	11-08 10:30 PM	11-08 10:30 PM	11-08 10:30 PM
Columbus Township	100%	11-08 10:40 PM	11-08 10:40 PM	11-08 10:40 PM
Eastpointe	100%	11-08 8:56 PM	11-08 9:00 PM	11-08 10:00 PM
Fraser	100%	11-08 8:36 PM	11-08 8:56 PM	11-08 9:06 PM
Harrison Township	100%	11-08 9:40 PM	11-08 9:40 PM	11-08 9:40 PM
Lenox Township	100%	11-08 8:20 PM	11-08 8:56 PM	11-08 8:56 PM
Macomb Township	100%	11-08 9:00 PM	11-08 9:00 PM	11-08 10:16 PM
Memphis	100%	11-08 8:56 PM	11-08 8:56 PM	11-08 8:56 PM
Mt. Clemens	100%	11-08 9:16 PM	11-08 9:16 PM	11-08 9:16 PM
New Baltimore	100%	11-08 9:46 PM	11-08 9:56 PM	11-08 9:56 PM
Oakland Township	100%	11-08 10:16 PM	11-08 10:16 PM	11-08 10:16 PM
Ray Township	100%	11-08 8:46 PM	11-08 8:56 PM	11-08 8:56 PM
Richmond Township	100%	11-08 8:30 PM	11-08 8:30 PM	11-08 8:30 PM
Richmond City	100%	11-08 8:56 PM	11-08 8:56 PM	11-08 8:56 PM
Roseville	100%	11-08 9:16 PM	11-08 9:30 PM	11-08 9:56 PM
Shelby Township	100%	11-08 9:00 PM	11-08 9:00 PM	11-08 9:00 PM
St. Clair Shores	100%	11-08 10:36 PM	11-08 10:36 PM	11-08 10:36 PM
Sterling Heights	100%	11-08 10:00 PM	11-08 10:00 PM	11-08 11:20 PM
Troy	100%	11-08 10:30 PM	11-08 10:30 PM	11-08 10:30 PM
Utica	100%	11-08 8:46 PM	11-08 9:00 PM	11-08 9:00 PM
Village of Grosse Pointe Shores	100%	11-08 9:20 PM	11-08 9:20 PM	11-08 9:20 PM
Warren	100%	11-08 9:30 PM	11-08 9:40 PM	11-08 10:50 PM
Washington Township	100%	11-08 9:30 PM	11-08 9:56 PM	11-08 10:30 PM



Election Results

Macomb County November 8, 2011 Election Precinct Reporting Details

This page contains information about when each jurisdiction reports results. "% In" shows the current number of precincts reporting for that jurisdiction. The "First Report" column shows when they reported the first set of results. When half of the precincts have reported, a timestamp will be recorded in the "50% Reported" column. Once all results are in, the "Results Final" column will be filled-in. You can re-sort the list by clicking any column header.

Updated November 21, 9:24 AM

Jurisdiction	% In	First Report	50% Reported	Results Final
Addison Township	100%	11-08 10:10 PM	11-08 10:10 PM	11-08 10:10 PM
Armada Township	100%	11-08 9:40 PM	11-08 9:40 PM	11-08 9:40 PM
Berlin Township	100%	11-08 10:10 PM	11-08 10:10 PM	11-08 10:10 PM
Bruce Township	100%	11-08 9:56 PM	11-08 10:10 PM	11-08 10:16 PM
Center Line	100%	11-08 8:46 PM	11-08 8:46 PM	11-08 8:56 PM
Chesterfield Township	100%	11-08 8:46 PM	11-08 9:16 PM	11-08 9:30 PM
Clinton Township	100%	11-08 10:30 PM	11-08 10:30 PM	11-08 10:30 PM
Columbus Township	100%	11-08 10:40 PM	11-08 10:40 PM	11-08 10:40 PM
Eastpointe	100%	11-08 8:56 PM	11-08 9:00 PM	11-08 10:00 PM
Fraser	100%	11-08 8:36 PM	11-08 8:56 PM	11-08 9:06 PM
Harrison Township	100%	11-08 9:40 PM	11-08 9:40 PM	11-08 9:40 PM
Lenox Township	100%	11-08 8:20 PM	11-08 8:56 PM	11-08 8:56 PM
Macomb Township	100%	11-08 9:00 PM	11-08 9:00 PM	11-08 10:16 PM
Memphis	100%	11-08 8:56 PM	11-08 8:56 PM	11-08 8:56 PM
Mt. Clemens	100%	11-08 9:16 PM	11-08 9:16 PM	11-08 9:16 PM
New Baltimore	100%	11-08 9:46 PM	11-08 9:56 PM	11-08 9:56 PM
Oakland Township	100%	11-08 10:16 PM	11-08 10:16 PM	11-08 10:16 PM
Ray Township	100%	11-08 8:46 PM	11-08 8:56 PM	11-08 8:56 PM
Richmond Township	100%	11-08 8:30 PM	11-08 8:30 PM	11-08 8:30 PM
Richmond City	100%	11-08 8:56 PM	11-08 8:56 PM	11-08 8:56 PM
Roseville	100%	11-08 9:16 PM	11-08 9:30 PM	11-08 9:56 PM
Shelby Township	100%	11-08 9:00 PM	11-08 9:00 PM	11-08 9:00 PM
St. Clair Shores	100%	11-08 10:36 PM	11-08 10:36 PM	11-08 10:36 PM
Sterling Heights	100%	11-08 10:00 PM	11-08 10:00 PM	11-08 11:20 PM
Troy	100%	11-08 10:30 PM	11-08 10:30 PM	11-08 10:30 PM
Utica	100%	11-08 8:46 PM	11-08 9:00 PM	11-08 9:00 PM
Village of Grosse Pointe Shores	100%	11-08 9:20 PM	11-08 9:20 PM	11-08 9:20 PM
Warren	100%	11-08 9:30 PM	11-08 9:40 PM	11-08 10:50 PM
Washington Township	100%	11-08 9:30 PM	11-08 9:56 PM	11-08 10:30 PM



Election Results

Macomb County November 8, 2011 Election Precinct Reporting Details

This page contains information about when each jurisdiction reports results. "% In" shows the current number of precincts reporting for that jurisdiction. The "First Report" column shows when they reported the first set of results. When half of the precincts have reported, a timestamp will be recorded in the "50% Reported" column. Once all results are in, the "Results Final" column will be filled-in. You can re-sort the list by clicking any column header.

Updated November 21, 9:24 AM

Jurisdiction	% In	First Report	50% Reported	Results Final
Addison Township	100%	11-08 10:10 PM	11-08 10:10 PM	11-08 10:10 PM
Armada Township	100%	11-08 9:40 PM	11-08 9:40 PM	11-08 9:40 PM
Berlin Township	100%	11-08 10:10 PM	11-08 10:10 PM	11-08 10:10 PM
Bruce Township	100%	11-08 9:56 PM	11-08 10:10 PM	11-08 10:16 PM
Center Line	100%	11-08 8:46 PM	11-08 8:46 PM	11-08 8:56 PM
Chesterfield Township	100%	11-08 8:46 PM	11-08 9:16 PM	11-08 9:30 PM
Clinton Township	100%	11-08 10:30 PM	11-08 10:30 PM	11-08 10:30 PM
Columbus Township	100%	11-08 10:40 PM	11-08 10:40 PM	11-08 10:40 PM
Eastpointe	100%	11-08 8:56 PM	11-08 9:00 PM	11-08 10:00 PM
Fraser	100%	11-08 8:36 PM	11-08 8:56 PM	11-08 9:06 PM
Harrison Township	100%	11-08 9:40 PM	11-08 9:40 PM	11-08 9:40 PM
Lenox Township	100%	11-08 8:20 PM	11-08 8:56 PM	11-08 8:56 PM
Macomb Township	100%	11-08 9:00 PM	11-08 9:00 PM	11-08 10:16 PM
Memphis	100%	11-08 8:56 PM	11-08 8:56 PM	11-08 8:56 PM
Mt. Clemens	100%	11-08 9:16 PM	11-08 9:16 PM	11-08 9:16 PM
New Baltimore	100%	11-08 9:46 PM	11-08 9:56 PM	11-08 9:56 PM
Oakland Township	100%	11-08 10:16 PM	11-08 10:16 PM	11-08 10:16 PM
Ray Township	100%	11-08 8:46 PM	11-08 8:56 PM	11-08 8:56 PM
Richmond Township	100%	11-08 8:30 PM	11-08 8:30 PM	11-08 8:30 PM
Richmond City	100%	11-08 8:56 PM	11-08 8:56 PM	11-08 8:56 PM
Roseville	100%	11-08 9:16 PM	11-08 9:30 PM	11-08 9:56 PM
Shelby Township	100%	11-08 9:00 PM	11-08 9:00 PM	11-08 9:00 PM
St. Clair Shores	100%	11-08 10:36 PM	11-08 10:36 PM	11-08 10:36 PM
Sterling Heights	100%	11-08 10:00 PM	11-08 10:00 PM	11-08 11:20 PM
Troy	100%	11-08 10:30 PM	11-08 10:30 PM	11-08 10:30 PM
Utica	100%	11-08 8:46 PM	11-08 9:00 PM	11-08 9:00 PM
Village of Grosse Pointe Shores	100%	11-08 9:20 PM	11-08 9:20 PM	11-08 9:20 PM
Warren	100%	11-08 9:30 PM	11-08 9:40 PM	11-08 10:50 PM
Washington Township	100%	11-08 9:30 PM	11-08 9:56 PM	11-08 10:30 PM



Election Results

Macomb County November 8, 2011 Election Voter Turnout

This page shows you the percentage of registered voters who cast a ballot for this election, by jurisdiction. These numbers will continue to increase until all precincts have reported. You can re-sort the list by clicking a column header.

Updated November 21, 9:24 AM

Jurisdiction ▼	Turnout
Armada Township	23.7%
Bruce Township	22.7%
Center Line	18.8%
Chesterfield Township	17%
Clinton Township	16.8%
Eastpointe	18.3%
Fraser	30.1%
Harrison Township	21.6%
Lenox Township	11.1%
Macomb Township	18.5%
Memphis	45.2%
Mt. Clemens	20.7%
New Baltimore	25.7%
Ray Township	21.5%
Richmond Township	15.2%
Richmond City	24%
Roseville	17.2%
Shelby Township	21.1%
St. Clair Shores	27%
Sterling Heights	24.8%
Utica	22.1%
Village of Grosse Pointe Shores	59%
Warren	23.8%
Washington Township	20.5%
MACOMB COUNTY	21.4%



Election Results

Macomb County November 8, 2011 Election Voter Turnout

This page shows you the percentage of registered voters who cast a ballot for this election, by jurisdiction. These numbers will continue to increase until all precincts have reported. You can re-sort the list by clicking a column header.

Updated November 21, 9:24 AM

Jurisdiction ▼	Turnout
Armada Township	23.7%
Bruce Township	22.7%
Center Line	18.8%
Chesterfield Township	17%
Clinton Township	16.8%
Eastpointe	18.3%
Fraser	30.1%
Harrison Township	21.6%
Lenox Township	11.1%
Macomb Township	18.5%
Memphis	45.2%
Mt. Clemens	20.7%
New Baltimore	25.7%
Ray Township	21.5%
Richmond Township	15.2%
Richmond City	24%
Roseville	17.2%
Shelby Township	21.1%
St. Clair Shores	27%
Sterling Heights	24.8%
Utica	22.1%
Village of Grosse Pointe Shores	59%
Warren	23.8%
Washington Township	20.5%
MACOMB COUNTY	21.4%



Election Results

Center Line Council Two 4-Year Terms

Official results, updated November 21, 9:24 AM

[Race List](#) | [Race Summary](#) | [Race Details](#) | [Race Details \(Printer Friendly\)](#)

POLL BOOK TOTALS	Ronald C. Lapham			Roy Gillette			
	AV	Elec Day	TOTAL	AV	Elec Day	TOTAL	
CENTER LINE CITY							
01	310	100	116	216	104	122	226
02	207	78	80	158	73	83	156
03	245	62	96	158	75	96	171
04	178	37	81	118	42	92	134
05	173	61	65	126	55	70	125
	1,113	338	438	776	349	463	812
TOTALS							
	1,113	338	438	776	349	463	812

■ Yellow in the TOTALS column means precinct hasn't reported
N/A indicates AV (Absentee) results are included in Elec Day results



Election Results

Center Line Council Two 4-Year Terms

Official results, updated November 21, 9:24 AM

[Race List](#) | [Race Summary](#) | [Race Details](#) | [Race Details \(Printer Friendly\)](#)

POLL BOOK TOTALS	Ronald C. Lapham			Roy Gillette			
	AV	Elec Day	TOTAL	AV	Elec Day	TOTAL	
CENTER LINE CITY							
01	310	100	116	216	104	122	226
02	207	78	80	158	73	83	156
03	245	62	96	158	75	96	171
04	178	37	81	118	42	92	134
05	173	61	65	126	55	70	125
	1,113	338	438	776	349	463	812
TOTALS							
	1,113	338	438	776	349	463	812

■ Yellow in the TOTALS column means precinct hasn't reported
 N/A indicates AV (Absentee) results are included in Elec Day results



Election Results

Eastpointe Mayor One 4-Year Term

Official results, updated November 21, 9:24 AM

[Race List](#) | [Race Summary](#) | [Race Details](#) | [Race Details \(Printer Friendly\)](#)

POLL BOOK TOTALS	Suzanne Pixley			Veronica Klinefelt			
	AV	Elec Day	TOTAL	AV	Elec Day	TOTAL	
EASTPOINTE							
01	240	22	114	136	23	61	84
02	311	57	107	164	33	106	139
03	380	53	114	167	49	153	202
04	392	50	133	183	52	127	179
05	311	38	139	177	32	90	122
07	319	42	128	170	39	98	137
08	247	42	71	113	31	84	115
09	324	46	126	172	36	106	142
10	365	46	114	160	66	122	188
11	280	41	85	126	46	95	141
12	329	46	90	136	52	118	170
13	325	55	102	157	57	100	157
14	467	73	163	236	80	126	206
	4,290	611	1,486	2,097	596	1,386	1,982
TOTALS							
	4,290	611	1,486	2,097	596	1,386	1,982

■ Yellow in the TOTALS column means precinct hasn't reported
 N/A indicates AV (Absentee) results are included in Elec Day results



Election Results

Eastpointe Mayor One 4-Year Term

Official results, updated November 21, 9:24 AM

[Race List](#) | [Race Summary](#) | [Race Details](#) | [Race Details \(Printer Friendly\)](#)

POLL BOOK TOTALS	Suzanne Pixley			Veronica Klinefelt			
	AV	Elec Day	TOTAL	AV	Elec Day	TOTAL	
EASTPOINTE							
01	240	22	114	136	23	61	84
02	311	57	107	164	33	106	139
03	380	53	114	167	49	153	202
04	392	50	133	183	52	127	179
05	311	38	139	177	32	90	122
07	319	42	128	170	39	98	137
08	247	42	71	113	31	84	115
09	324	46	126	172	36	106	142
10	365	46	114	160	66	122	188
11	280	41	85	126	46	95	141
12	329	46	90	136	52	118	170
13	325	55	102	157	57	100	157
14	467	73	163	236	80	126	206
	4,290	611	1,486	2,097	596	1,386	1,982
TOTALS							
	4,290	611	1,486	2,097	596	1,386	1,982

■ Yellow in the TOTALS column means precinct hasn't reported
 N/A indicates AV (Absentee) results are included in Elec Day results



Election Results

Eastpointe Council Two 4-Year Terms

Official results, updated November 21, 9:24 AM

[Race List](#) | [Race Summary](#) | [Race Details](#) | [Race Details \(Printer Friendly\)](#)

POLL BOOK TOTALS	Clarence V. Duren			Doug Trocino			Philip J. Guastella			Ronald S. LaForest			
	AV	Elec Day	TOTAL	AV	Elec Day	TOTAL	AV	Elec Day	TOTAL	AV	Elec Day	TOTAL	
EASTPOINTE													
01	240	16	56	72	21	89	110	25	68	93	16	96	112
02	311	20	51	71	37	96	133	53	92	145	53	119	172
03	380	12	45	57	43	103	146	62	146	208	54	145	199
04	392	11	84	95	49	108	157	44	113	157	61	161	222
05	311	23	58	81	21	91	112	45	97	142	35	122	157
07	319	19	85	104	23	91	114	58	117	175	42	89	131
08	247	17	66	83	24	58	82	50	77	127	43	69	112
09	324	20	59	79	41	106	147	40	118	158	45	120	165
10	365	32	74	106	43	85	128	68	127	195	56	112	168
11	280	22	39	61	42	63	105	43	94	137	51	118	169
12	329	6	37	43	35	78	113	75	105	180	61	145	206
13	325	15	36	51	47	60	107	78	123	201	66	130	196
14	467	29	61	90	41	105	146	108	158	266	88	169	257
	4,290	242	751	993	467	1,133	1,600	749	1,435	2,184	671	1,595	2,266
TOTALS													
	4,290	242	751	993	467	1,133	1,600	749	1,435	2,184	671	1,595	2,266

■ Yellow in the TOTALS column means precinct hasn't reported
 N/A indicates AV (Absentee) results are included in Elec Day results



Election Results

Eastpointe Council Two 4-Year Terms

Official results, updated November 21, 9:24 AM

[Race List](#) | [Race Summary](#) | [Race Details](#) | [Race Details \(Printer Friendly\)](#)

POLL BOOK TOTALS	Clarence V. Duren			Doug Trocino			Philip J. Guastella			Ronald S. LaForest			
	AV	Elec Day	TOTAL	AV	Elec Day	TOTAL	AV	Elec Day	TOTAL	AV	Elec Day	TOTAL	
EASTPOINTE													
01	240	16	56	72	21	89	110	25	68	93	16	96	112
02	311	20	51	71	37	96	133	53	92	145	53	119	172
03	380	12	45	57	43	103	146	62	146	208	54	145	199
04	392	11	84	95	49	108	157	44	113	157	61	161	222
05	311	23	58	81	21	91	112	45	97	142	35	122	157
07	319	19	85	104	23	91	114	58	117	175	42	89	131
08	247	17	66	83	24	58	82	50	77	127	43	69	112
09	324	20	59	79	41	106	147	40	118	158	45	120	165
10	365	32	74	106	43	85	128	68	127	195	56	112	168
11	280	22	39	61	42	63	105	43	94	137	51	118	169
12	329	6	37	43	35	78	113	75	105	180	61	145	206
13	325	15	36	51	47	60	107	78	123	201	66	130	196
14	467	29	61	90	41	105	146	108	158	266	88	169	257
	4,290	242	751	993	467	1,133	1,600	749	1,435	2,184	671	1,595	2,266
TOTALS													
	4,290	242	751	993	467	1,133	1,600	749	1,435	2,184	671	1,595	2,266

■ Yellow in the TOTALS column means precinct hasn't reported
 N/A indicates AV (Absentee) results are included in Elec Day results



Election Results

Fraser Mayor One 4-Year Term

Official results, updated November 21, 9:24 AM

[Race List](#) | [Race Summary](#) | [Race Details](#) | [Race Details \(Printer Friendly\)](#)

POLL BOOK TOTALS	Doug Hagerty			Moe Geromette			
	AV	Elec Day	TOTAL	AV	Elec Day	TOTAL	
FRASER							
01	353	49	143	192	52	95	147
02	596	86	270	356	77	143	220
03	752	185	283	468	108	158	266
04	483	74	160	234	74	158	232
05	162	30	45	75	26	52	78
06	656	88	235	323	97	213	310
07	267	62	78	140	60	57	117
	3,269	574	1,214	1,788	494	876	1,370
TOTALS							
	3,269	574	1,214	1,788	494	876	1,370

■ Yellow in the TOTALS column means precinct hasn't reported
 N/A indicates AV (Absentee) results are included in Elec Day results



Election Results

Fraser Mayor One 4-Year Term

Official results, updated November 21, 9:24 AM

[Race List](#) | [Race Summary](#) | [Race Details](#) | [Race Details \(Printer Friendly\)](#)

POLL BOOK TOTALS	Doug Hagerty			Moe Geromette			
	AV	Elec Day	TOTAL	AV	Elec Day	TOTAL	
FRASER							
01	353	49	143	192	52	95	147
02	596	86	270	356	77	143	220
03	752	185	283	468	108	158	266
04	483	74	160	234	74	158	232
05	162	30	45	75	26	52	78
06	656	88	235	323	97	213	310
07	267	62	78	140	60	57	117
	3,269	574	1,214	1,788	494	876	1,370
TOTALS							
	3,269	574	1,214	1,788	494	876	1,370

■ Yellow in the TOTALS column means precinct hasn't reported
N/A indicates AV (Absentee) results are included in Elec Day results



Election Results

Fraser Council Three 4-Year Terms

Official results, updated November 21, 9:24 AM

[Race List](#) | [Race Summary](#) | [Race Details](#) | [Race Details \(Printer Friendly\)](#)

POLL BOOK TOTALS	Barbara L. Jennings			Daniel M. Accavitti			Paul A. Cilluffo			Roberta Parisi			Vince Calabrese			
	AV	Elec Day	TOTAL	AV	Elec Day	TOTAL	AV	Elec Day	TOTAL	AV	Elec Day	TOTAL	AV	Elec Day	TOTAL	
FRASER																
01	353	72	128	200	54	144	198	44	115	159	43	101	144	47	107	154
02	596	96	218	314	110	225	335	59	225	284	72	203	275	66	158	224
03	752	201	228	429	193	259	452	121	154	275	122	205	327	129	178	307
04	483	92	168	260	97	174	271	66	173	239	59	128	187	69	135	204
05	162	39	53	92	31	57	88	25	30	55	32	47	79	19	43	62
06	656	119	227	346	103	245	348	64	213	277	73	170	243	88	196	284
07	267	79	79	158	67	75	142	55	73	128	46	47	93	59	47	106
	3,269	698	1,101	1,799	655	1,179	1,834	434	983	1,417	447	901	1,348	477	864	1,341
TOTALS																
	3,269	698	1,101	1,799	655	1,179	1,834	434	983	1,417	447	901	1,348	477	864	1,341

■ Yellow in the TOTALS column means precinct hasn't reported
 N/A indicates AV (Absentee) results are included in Elec Day results



Election Results

Fraser Council Three 4-Year Terms

Official results, updated November 21, 9:24 AM

[Race List](#) | [Race Summary](#) | [Race Details](#) | [Race Details \(Printer Friendly\)](#)

POLL BOOK TOTALS	Barbara L. Jennings			Daniel M. Accavitti			Paul A. Cilluffo			Roberta Parisi			Vince Calabrese			
	AV	Elec Day	TOTAL	AV	Elec Day	TOTAL	AV	Elec Day	TOTAL	AV	Elec Day	TOTAL	AV	Elec Day	TOTAL	
FRASER																
01	353	72	128	200	54	144	198	44	115	159	43	101	144	47	107	154
02	596	96	218	314	110	225	335	59	225	284	72	203	275	66	158	224
03	752	201	228	429	193	259	452	121	154	275	122	205	327	129	178	307
04	483	92	168	260	97	174	271	66	173	239	59	128	187	69	135	204
05	162	39	53	92	31	57	88	25	30	55	32	47	79	19	43	62
06	656	119	227	346	103	245	348	64	213	277	73	170	243	88	196	284
07	267	79	79	158	67	75	142	55	73	128	46	47	93	59	47	106
	3,269	698	1,101	1,799	655	1,179	1,834	434	983	1,417	447	901	1,348	477	864	1,341
TOTALS																
	3,269	698	1,101	1,799	655	1,179	1,834	434	983	1,417	447	901	1,348	477	864	1,341

 Yellow in the TOTALS column means precinct hasn't reported
 N/A indicates AV (Absentee) results are included in Elec Day results



The Village of Grosse Pointe Shores, A Michigan
 City
 Mayor
 One 4-Year Term

Official results, updated November 21, 9:24 AM

[Race List](#) | [Race Summary](#) | [Race Details](#) | [Race Details \(Printer Friendly\)](#)

POLL BOOK TOTALS	James M. Cooper			Ted Kedzierski		
	AV	Elec Day	TOTAL	AV	Elec Day	TOTAL
VILLAGE OF GROSSE POINTE SHORES						
03	36	N/A	23	23	N/A	13
	36	N/A	23	23	N/A	13
TOTALS						
	36	0	23	23	0	13

■ Yellow in the TOTALS column means precinct hasn't reported
 N/A indicates AV (Absentee) results are included in Elec Day results



The Village of Grosse Pointe Shores, A Michigan
 City
 Mayor
 One 4-Year Term

Official results, updated November 21, 9:24 AM

[Race List](#) | [Race Summary](#) | [Race Details](#) | [Race Details \(Printer Friendly\)](#)

POLL BOOK TOTALS		James M. Cooper			Ted Kedzierski		
		AV	Elec Day	TOTAL	AV	Elec Day	TOTAL
VILLAGE OF GROSSE POINTE SHORES							
03	36	N/A	23	23	N/A	13	13
	36	N/A	23	23	N/A	13	13
TOTALS							
	36	0	23	23	0	13	13

 Yellow in the TOTALS column means precinct hasn't reported
 N/A indicates AV (Absentee) results are included in Elec Day results



Election Results

The Village of Grosse Pointe Shores, A Michigan City Council

The three candidates receiving the highest number of votes shall each have a four-year term. The three candidates receiving the next highest number of votes shall each have a two-year term.

Official results, updated November 21, 9:24 AM

[Race List](#) | [Race Summary](#) | [Race Details](#) | [Race Details \(Printer Friendly\)](#)

POLL BOOK TOTALS	Alexander Ajlouni			Brian Geraghty			Bruce Bisballe			Daniel Schulte			David J. Galbenski			Elias Ropotos			Kay Felt			Robert E. Gesell			Robert H. Barrette J			
	AV	Elec Day	TOTAL	AV	Elec Day	TOTAL	AV	Elec Day	TOTAL	AV	Elec Day	TOTAL	AV	Elec Day	TOTAL	AV	Elec Day	TOTAL	AV	Elec Day	TOTAL	AV	Elec Day	TOTAL	AV	Elec Day	TOTAL	
VILLAGE OF GROSSE POINTE SHORES																												
03	36	N/A	8	8	N/A	21	21	N/A	12	12	N/A	17	17	N/A	18	18	N/A	6	6	N/A	16	16	N/A	20	20	N/A	17	17
	36	N/A	8	8	N/A	21	21	N/A	12	12	N/A	17	17	N/A	18	18	N/A	6	6	N/A	16	16	N/A	20	20	N/A	17	17
TOTALS																												
	36	0	8	8	0	21	21	0	12	12	0	17	17	0	18	18	0	6	6	0	16	16	0	20	20	0	17	17

 Yellow in the TOTALS column means precinct hasn't reported
 N/A indicates AV (Absentee) results are included in Elec Day results



The Village of Grosse Pointe Shores, A Michigan City Council

The three candidates receiving the highest number of votes shall each have a four-year term. The three candidates receiving the next highest number of votes shall each have a two-year term.

Official results, updated November 21, 9:24 AM

[Race List](#) | [Race Summary](#) | [Race Details](#) | [Race Details \(Printer Friendly\)](#)

POLL BOOK TOTALS	Alexander Ajlouni			Brian Geraghty			Bruce Bisballe			Daniel Schulte			David J. Galbenski			Elias Ropotos			Kay Felt			Robert E. Gesell			Robert H. Barrette Jr.			
	AV	Elec Day	TOTAL	AV	Elec Day	TOTAL	AV	Elec Day	TOTAL	AV	Elec Day	TOTAL	AV	Elec Day	TOTAL	AV	Elec Day	TOTAL	AV	Elec Day	TOTAL	AV	Elec Day	TOTAL	AV	Elec Day	TOTAL	
VILLAGE OF GROSSE POINTE SHORES																												
03	36	N/A	8	8	N/A	21	21	N/A	12	12	N/A	17	17	N/A	18	18	N/A	6	6	N/A	16	16	N/A	20	20	N/A	17	17
	36	N/A	8	8	N/A	21	21	N/A	12	12	N/A	17	17	N/A	18	18	N/A	6	6	N/A	16	16	N/A	20	20	N/A	17	17
TOTALS																												
	36	0	8	8	0	21	21	0	12	12	0	17	17	0	18	18	0	6	6	0	16	16	0	20	20	0	17	17

Yellow in the TOTALS column means precinct hasn't reported
 N/A indicates AV (Absentee) results are included in Elec Day results



Election Results

Memphis Mayor One 2-Year Term

Official results, updated November 21, 9:24 AM

[Race List](#) | [Race Summary](#) | [Race Details](#) | [Race Details \(Printer Friendly\)](#)

POLL BOOK TOTALS	Daniel Weaver			George K. Kirkindall			
	AV	Elec Day	TOTAL	AV	Elec Day	TOTAL	
MEMPHIS							
01	190	N/A	92	92	N/A	94	94
02	71	N/A	40	40	N/A	30	30
	261	N/A	132	132	N/A	124	124
TOTALS							
	261	0	132	132	0	124	124

■ Yellow in the TOTALS column means precinct hasn't reported
N/A indicates AV (Absentee) results are included in Elec Day results



Election Results

Memphis Mayor One 2-Year Term

Official results, updated November 21, 9:24 AM

[Race List](#) | [Race Summary](#) | [Race Details](#) | [Race Details \(Printer Friendly\)](#)

POLL BOOK TOTALS	Daniel Weaver			George K. Kirkindall			
	AV	Elec Day	TOTAL	AV	Elec Day	TOTAL	
MEMPHIS							
01	190	N/A	92	92	N/A	94	94
02	71	N/A	40	40	N/A	30	30
	261	N/A	132	132	N/A	124	124
TOTALS							
	261	0	132	132	0	124	124

■ Yellow in the TOTALS column means precinct hasn't reported
N/A indicates AV (Absentee) results are included in Elec Day results



Election Results

Memphis Council Three 4-Year Terms

Official results, updated November 21, 9:24 AM

[Race List](#) | [Race Summary](#) | [Race Details](#) | [Race Details \(Printer Friendly\)](#)

POLL BOOK TOTALS	Frank Davis			Kim Gunst			Lawrence Wilson			William Zukas			
	AV	Elec Day	TOTAL	AV	Elec Day	TOTAL	AV	Elec Day	TOTAL	AV	Elec Day	TOTAL	
MEMPHIS													
01	190	N/A	106	106	N/A	123	123	N/A	134	134	N/A	112	112
02	71	N/A	43	43	N/A	53	53	N/A	47	47	N/A	33	33
	261	N/A	149	149	N/A	176	176	N/A	181	181	N/A	145	145
TOTALS													
	261	0	149	149	0	176	176	0	181	181	0	145	145

■ Yellow in the TOTALS column means precinct hasn't reported
 N/A indicates AV (Absentee) results are included in Elec Day results



Election Results

Memphis Council Three 4-Year Terms

Official results, updated November 21, 9:24 AM

[Race List](#) | [Race Summary](#) | [Race Details](#) | [Race Details \(Printer Friendly\)](#)

POLL BOOK TOTALS	Frank Davis			Kim Gunst			Lawrence Wilson			William Zukas			
	AV	Elec Day	TOTAL	AV	Elec Day	TOTAL	AV	Elec Day	TOTAL	AV	Elec Day	TOTAL	
MEMPHIS													
01	190	N/A	106	106	N/A	123	123	N/A	134	134	N/A	112	112
02	71	N/A	43	43	N/A	53	53	N/A	47	47	N/A	33	33
	261	N/A	149	149	N/A	176	176	N/A	181	181	N/A	145	145
TOTALS													
	261	0	149	149	0	176	176	0	181	181	0	145	145

 Yellow in the TOTALS column means precinct hasn't reported
 N/A indicates AV (Absentee) results are included in Elec Day results



Election Results

Mount Clemens

Mayor
One 2-Year Term

Official results, updated November 21, 9:24 AM

[Race List](#) | [Race Summary](#) | [Race Details](#) | [Race Details \(Printer Friendly\)](#)

POLL BOOK TOTALS		Barb Dempsey		
		AV	Elec Day	TOTAL
MOUNT CLEMENS				
01	224	71	100	171
02	503	87	293	380
03	257	62	127	189
4, 8	402	89	204	293
05	213	107	74	181
06	257	62	142	204
09	525	174	255	429
	2,381	652	1,195	1,847
TOTALS				
	2,381	652	1,195	1,847

■ Yellow in the TOTALS column means precinct hasn't reported
N/A indicates AV (Absentee) results are included in Elec Day results



Election Results

Mount Clemens

Mayor
One 2-Year Term

Official results, updated November 21, 9:24 AM

[Race List](#) | [Race Summary](#) | [Race Details](#) | [Race Details \(Printer Friendly\)](#)

POLL BOOK TOTALS		Barb Dempsey		
		AV	Elec Day	TOTAL
MOUNT CLEMENS				
01	224	71	100	171
02	503	87	293	380
03	257	62	127	189
4, 8	402	89	204	293
05	213	107	74	181
06	257	62	142	204
09	525	174	255	429
	2,381	652	1,195	1,847
TOTALS				
	2,381	652	1,195	1,847

■ Yellow in the TOTALS column means precinct hasn't reported
N/A indicates AV (Absentee) results are included in Elec Day results



Election Results

Mount Clemens Commission Three 4-Year Terms

Official results, updated November 21, 9:24 AM

[Race List](#) | [Race Summary](#) | [Race Details](#) | [Race Details \(Printer Friendly\)](#)

POLL BOOK TOTALS	Jack H. Johns			Jerry Innes			Joe Rheker			Josh Alger			Roger Bunton			Ron Campbell			
	AV	Elec Day	TOTAL	AV	Elec Day	TOTAL	AV	Elec Day	TOTAL	AV	Elec Day	TOTAL	AV	Elec Day	TOTAL	AV	Elec Day	TOTAL	
MOUNT CLEMENS																			
01	224	15	21	36	6	11	17	24	59	83	16	20	36	71	101	172	16	37	53
02	503	59	143	202	14	56	70	35	184	219	23	144	167	71	191	262	64	179	243
03	257	42	43	85	17	28	45	30	116	146	20	57	77	34	66	100	42	75	117
4, 8	402	55	113	168	22	45	67	53	166	219	39	90	129	39	77	116	64	105	169
05	213	58	20	78	21	12	33	29	27	56	41	13	54	60	70	130	65	22	87
06	257	33	57	90	10	17	27	37	109	146	30	50	80	29	76	105	36	62	98
09	525	93	71	164	28	33	61	100	194	294	111	184	295	83	103	186	95	102	197
	2,381	355	468	823	118	202	320	308	855	1,163	280	558	838	387	684	1,071	382	582	964
TOTALS																			
	2,381	355	468	823	118	202	320	308	855	1,163	280	558	838	387	684	1,071	382	582	964

■ Yellow in the TOTALS column means precinct hasn't reported
 N/A indicates AV (Absentee) results are included in Elec Day results



Election Results

Mount Clemens Commission Three 4-Year Terms

Official results, updated November 21, 9:24 AM

[Race List](#) | [Race Summary](#) | [Race Details](#) | [Race Details \(Printer Friendly\)](#)

POLL BOOK TOTALS	Jack H. Johns			Jerry Innes			Joe Rheker			Josh Alger			Roger Bunton			Ron Campbell			
	AV	Elec Day	TOTAL	AV	Elec Day	TOTAL	AV	Elec Day	TOTAL	AV	Elec Day	TOTAL	AV	Elec Day	TOTAL	AV	Elec Day	TOTAL	
MOUNT CLEMENS																			
01	224	15	21	36	6	11	17	24	59	83	16	20	36	71	101	172	16	37	53
02	503	59	143	202	14	56	70	35	184	219	23	144	167	71	191	262	64	179	243
03	257	42	43	85	17	28	45	30	116	146	20	57	77	34	66	100	42	75	117
4, 8	402	55	113	168	22	45	67	53	166	219	39	90	129	39	77	116	64	105	169
05	213	58	20	78	21	12	33	29	27	56	41	13	54	60	70	130	65	22	87
06	257	33	57	90	10	17	27	37	109	146	30	50	80	29	76	105	36	62	98
09	525	93	71	164	28	33	61	100	194	294	111	184	295	83	103	186	95	102	197
	2,381	355	468	823	118	202	320	308	855	1,163	280	558	838	387	684	1,071	382	582	964
TOTALS																			
	2,381	355	468	823	118	202	320	308	855	1,163	280	558	838	387	684	1,071	382	582	964

■ Yellow in the TOTALS column means precinct hasn't reported
 N/A indicates AV (Absentee) results are included in Elec Day results



Election Results

New Baltimore

Mayor
One 2-Year Term

Official results, updated November 21, 9:24 AM

[Race List](#) | [Race Summary](#) | [Race Details](#) | [Race Details \(Printer Friendly\)](#)

POLL BOOK TOTALS		Larry Smith		
		AV	Elec Day	TOTAL
NEW BALTIMORE				
1, 2	646	135	326	461
03	575	105	332	437
04	401	114	197	311
05	501	76	291	367
	2,123	430	1,146	1,576
TOTALS				
	2,123	430	1,146	1,576

■ Yellow in the TOTALS column means precinct hasn't reported
N/A indicates AV (Absentee) results are included in Elec Day results



Election Results

New Baltimore

Mayor
One 2-Year Term

Official results, updated November 21, 9:24 AM

[Race List](#) | [Race Summary](#) | [Race Details](#) | [Race Details \(Printer Friendly\)](#)

POLL BOOK TOTALS		Larry Smith		
		AV	Elec Day	TOTAL
NEW BALTIMORE				
1, 2	646	135	326	461
03	575	105	332	437
04	401	114	197	311
05	501	76	291	367
	2,123	430	1,146	1,576
TOTALS				
	2,123	430	1,146	1,576

■ Yellow in the TOTALS column means precinct hasn't reported
N/A indicates AV (Absentee) results are included in Elec Day results



Election Results

New Baltimore Council Three 4-Year Terms

Official results, updated November 21, 9:24 AM

[Race List](#) | [Race Summary](#) | [Race Details](#) | [Race Details \(Printer Friendly\)](#)

POLL BOOK TOTALS	David D. Duffy			Florence M. Hayman			Frank E. Krause			Kenneth C. Butler			Stan Russell			Zack Stanton			
	AV	Elec Day	TOTAL	AV	Elec Day	TOTAL	AV	Elec Day	TOTAL	AV	Elec Day	TOTAL	AV	Elec Day	TOTAL	AV	Elec Day	TOTAL	
NEW BALTIMORE																			
1, 2	646	65	114	179	116	203	319	46	120	166	116	205	321	38	145	183	142	299	441
03	575	54	165	219	81	206	287	47	122	169	61	179	240	43	153	196	65	229	294
04	401	68	74	142	85	131	216	51	80	131	81	88	169	25	72	97	58	122	180
05	501	33	104	137	60	178	238	45	164	209	50	142	192	30	149	179	62	205	267
	2,123	220	457	677	342	718	1,060	189	486	675	308	614	922	136	519	655	327	855	1,182
TOTALS																			
	2,123	220	457	677	342	718	1,060	189	486	675	308	614	922	136	519	655	327	855	1,182

■ Yellow in the TOTALS column means precinct hasn't reported
 N/A indicates AV (Absentee) results are included in Elec Day results



Election Results

New Baltimore Council Three 4-Year Terms

Official results, updated November 21, 9:24 AM

[Race List](#) | [Race Summary](#) | [Race Details](#) | [Race Details \(Printer Friendly\)](#)

POLL BOOK TOTALS	David D. Duffy			Florence M. Hayman			Frank E. Krause			Kenneth C. Butler			Stan Russell			Zack Stanton			
	AV	Elec Day	TOTAL	AV	Elec Day	TOTAL	AV	Elec Day	TOTAL	AV	Elec Day	TOTAL	AV	Elec Day	TOTAL	AV	Elec Day	TOTAL	
NEW BALTIMORE																			
1, 2	646	65	114	179	116	203	319	46	120	166	116	205	321	38	145	183	142	299	441
03	575	54	165	219	81	206	287	47	122	169	61	179	240	43	153	196	65	229	294
04	401	68	74	142	85	131	216	51	80	131	81	88	169	25	72	97	58	122	180
05	501	33	104	137	60	178	238	45	164	209	50	142	192	30	149	179	62	205	267
	2,123	220	457	677	342	718	1,060	189	486	675	308	614	922	136	519	655	327	855	1,182
TOTALS																			
	2,123	220	457	677	342	718	1,060	189	486	675	308	614	922	136	519	655	327	855	1,182

■ Yellow in the TOTALS column means precinct hasn't reported
 N/A indicates AV (Absentee) results are included in Elec Day results



Election Results

New Baltimore Council One Partial Term Ending 11/11/2013

Official results, updated November 21, 9:24 AM

[Race List](#) | [Race Summary](#) | [Race Details](#) | [Race Details \(Printer Friendly\)](#)

POLL BOOK TOTALS	Jim Morisette Sr.			Karl T. Rutledge			
	AV	Elec Day	TOTAL	AV	Elec Day	TOTAL	
NEW BALTIMORE							
1, 2	646	84	176	260	106	218	324
03	575	58	181	239	67	205	272
04	401	65	143	208	65	78	143
05	501	37	189	226	63	162	225
	2,123	244	689	933	301	663	964
TOTALS							
	2,123	244	689	933	301	663	964

■ Yellow in the TOTALS column means precinct hasn't reported
 N/A indicates AV (Absentee) results are included in Elec Day results



Election Results

New Baltimore Council One Partial Term Ending 11/11/2013

Official results, updated November 21, 9:24 AM

[Race List](#) | [Race Summary](#) | [Race Details](#) | [Race Details \(Printer Friendly\)](#)

POLL BOOK TOTALS	Jim Morisette Sr.			Karl T. Rutledge			
	AV	Elec Day	TOTAL	AV	Elec Day	TOTAL	
NEW BALTIMORE							
1, 2	646	84	176	260	106	218	324
03	575	58	181	239	67	205	272
04	401	65	143	208	65	78	143
05	501	37	189	226	63	162	225
	2,123	244	689	933	301	663	964
TOTALS							
	2,123	244	689	933	301	663	964

■ Yellow in the TOTALS column means precinct hasn't reported
 N/A indicates AV (Absentee) results are included in Elec Day results



Election Results

Richmond Council Three 4-Year Terms

Official results, updated November 21, 9:24 AM

[Race List](#) | [Race Summary](#) | [Race Details](#) | [Race Details \(Printer Friendly\)](#)

POLL BOOK TOTALS	Jaime Elizabeth Greene			Jeff Goodar			Jim Schultz			Patrick Olsen			
	AV	Elec Day	TOTAL	AV	Elec Day	TOTAL	AV	Elec Day	TOTAL	AV	Elec Day	TOTAL	
RICHMOND CITY													
1, 2	962	N/A	585	585	N/A	604	604	N/A	561	561	N/A	485	485
	962	N/A	585	585	N/A	604	604	N/A	561	561	N/A	485	485
TOTALS													
	962	0	585	585	0	604	604	0	561	561	0	485	485

■ Yellow in the TOTALS column means precinct hasn't reported
 N/A indicates AV (Absentee) results are included in Elec Day results



Election Results

Richmond Council Three 4-Year Terms

Official results, updated November 21, 9:24 AM

[Race List](#) | [Race Summary](#) | [Race Details](#) | [Race Details \(Printer Friendly\)](#)

POLL BOOK TOTALS	Jaime Elizabeth Greene			Jeff Goodar			Jim Schultz			Patrick Olsen			
	AV	Elec Day	TOTAL	AV	Elec Day	TOTAL	AV	Elec Day	TOTAL	AV	Elec Day	TOTAL	
RICHMOND CITY													
1, 2	962	N/A	585	585	N/A	604	604	N/A	561	561	N/A	485	485
	962	N/A	585	585	N/A	604	604	N/A	561	561	N/A	485	485
TOTALS													
	962	0	585	585	0	604	604	0	561	561	0	485	485

■ Yellow in the TOTALS column means precinct hasn't reported
 N/A indicates AV (Absentee) results are included in Elec Day results



Election Results

Roseville Council Three 4-Year Terms

Official results, updated November 21, 9:24 AM

[Race List](#) | [Race Summary](#) | [Race Details](#) | [Race Details \(Printer Friendly\)](#)

POLL BOOK TOTALS	Colleen McCartney			Frank A. Maisano			James Goldwater			Jonathan L. Raiss			Michael Switalski			Robert R. Taylor			
	AV	Elec Day	TOTAL	AV	Elec Day	TOTAL	AV	Elec Day	TOTAL	AV	Elec Day	TOTAL	AV	Elec Day	TOTAL	AV	Elec Day	TOTAL	
ROSEVILLE																			
01	151	41	60	101	27	49	76	8	17	25	6	11	17	41	53	94	26	49	75
02	218	51	69	120	40	60	100	22	22	44	9	12	21	66	80	146	43	57	100
03	314	95	100	195	74	84	158	27	28	55	15	17	32	90	110	200	60	75	135
04	272	75	101	176	62	74	136	11	20	31	7	10	17	80	112	192	43	80	123
05	383	101	133	234	80	103	183	18	49	67	11	20	31	106	119	225	89	111	200
06	280	56	125	181	34	90	124	6	35	41	5	16	21	52	104	156	47	131	178
07	161	31	61	92	26	39	65	13	31	44	5	10	15	32	78	110	23	49	72
08	280	54	110	164	51	83	134	23	39	62	6	24	30	74	98	172	49	88	137
09	317	84	99	183	69	81	150	36	35	71	19	20	39	97	96	193	68	72	140
10	173	45	49	94	33	44	77	13	31	44	6	21	27	48	65	113	31	38	69
11	191	58	48	106	53	33	86	14	25	39	10	7	17	76	72	148	38	35	73
12	206	47	71	118	34	57	91	13	23	36	9	9	18	61	73	134	45	63	108
13	192	29	86	115	30	67	97	15	25	40	8	14	22	40	68	108	31	72	103
14	304	80	112	192	60	85	145	28	54	82	14	20	34	75	85	160	59	82	141
15	415	134	131	265	94	77	171	34	46	80	25	22	47	149	148	297	94	85	179
16	489	125	184	309	83	108	191	46	61	107	24	42	66	130	218	348	87	146	233
17	279	54	110	164	31	88	119	17	47	64	15	26	41	57	111	168	30	84	114
18	349	81	134	215	58	97	155	24	30	54	16	30	46	97	125	222	68	126	194

■ Yellow in the TOTALS column means precinct hasn't reported
 N/A indicates AV (Absentee) results are included in Elec Day results



Election Results

Roseville Council Three 4-Year Terms

Official results, updated November 21, 9:24 AM

[Race List](#) | [Race Summary](#) | [Race Details](#) | [Race Details \(Printer Friendly\)](#)

POLL BOOK TOTALS	Colleen McCartney			Frank A. Maisano			James Goldwater			Jonathan L. Raiss			Michael Switalski			Robert R. Taylor			
	AV	Elec Day	TOTAL	AV	Elec Day	TOTAL	AV	Elec Day	TOTAL	AV	Elec Day	TOTAL	AV	Elec Day	TOTAL	AV	Elec Day	TOTAL	
ROSEVILLE																			
01	151	41	60	101	27	49	76	8	17	25	6	11	17	41	53	94	26	49	75
02	218	51	69	120	40	60	100	22	22	44	9	12	21	66	80	146	43	57	100
03	314	95	100	195	74	84	158	27	28	55	15	17	32	90	110	200	60	75	135
04	272	75	101	176	62	74	136	11	20	31	7	10	17	80	112	192	43	80	123
05	383	101	133	234	80	103	183	18	49	67	11	20	31	106	119	225	89	111	200
06	280	56	125	181	34	90	124	6	35	41	5	16	21	52	104	156	47	131	178
07	161	31	61	92	26	39	65	13	31	44	5	10	15	32	78	110	23	49	72
08	280	54	110	164	51	83	134	23	39	62	6	24	30	74	98	172	49	88	137
09	317	84	99	183	69	81	150	36	35	71	19	20	39	97	96	193	68	72	140
10	173	45	49	94	33	44	77	13	31	44	6	21	27	48	65	113	31	38	69
11	191	58	48	106	53	33	86	14	25	39	10	7	17	76	72	148	38	35	73
12	206	47	71	118	34	57	91	13	23	36	9	9	18	61	73	134	45	63	108
13	192	29	86	115	30	67	97	15	25	40	8	14	22	40	68	108	31	72	103
14	304	80	112	192	60	85	145	28	54	82	14	20	34	75	85	160	59	82	141
15	415	134	131	265	94	77	171	34	46	80	25	22	47	149	148	297	94	85	179
16	489	125	184	309	83	108	191	46	61	107	24	42	66	130	218	348	87	146	233
17	279	54	110	164	31	88	119	17	47	64	15	26	41	57	111	168	30	84	114
18	349	81	134	215	58	97	155	24	30	54	16	30	46	97	125	222	68	126	194
19	225	28	74	102	25	60	85	14	28	42	3	17	20	48	104	152	28	55	83
20	297	58	105	163	55	75	130	25	40	65	11	18	29	84	116	200	57	69	126
21	270	81	63	144	56	52	108	27	39	66	18	15	33	99	65	164	35	49	84
	5,766	1,408	2,025	3,433	1,075	1,506	2,581	434	725	1,159	242	381	623	1,602	2,100	3,702	1,051	1,616	2,667
TOTALS																			
	5,766	1,408	2,025	3,433	1,075	1,506	2,581	434	725	1,159	242	381	623	1,602	2,100	3,702	1,051	1,616	2,667

■ Yellow in the TOTALS column means precinct hasn't reported
 N/A indicates AV (Absentee) results are included in Elec Day results



Election Results

St. Clair Shores

Mayor
One 4-Year Term

Official results, updated November 21, 9:24 AM

[Race List](#) | [Race Summary](#) | [Race Details](#) | [Race Details \(Printer Friendly\)](#)

POLL BOOK TOTALS	Kip C. Walby			Nathan Kaczmarek			
	AV	Elec Day	TOTAL	AV	Elec Day	TOTAL	
ST. CLAIR SHORES							
01	828	264	191	455	172	168	340
02	500	127	147	274	71	141	212
03	494	138	145	283	70	114	184
04	380	110	120	230	51	87	138
05	551	101	193	294	63	172	235
06	527	130	155	285	98	119	217
07	354	78	103	181	43	120	163
08	579	145	183	328	89	130	219
09	380	137	105	242	67	60	127
10	625	188	188	376	90	133	223
11	332	92	97	189	60	75	135
12	775	202	265	467	104	181	285
13	975	267	268	535	155	238	393
14	233	43	72	115	35	74	109
15	634	173	194	367	99	135	234
16	657	197	209	406	95	127	222
17	712	198	223	421	93	178	271
18	546	132	164	296	108	126	234
19	452	139	134	273	66	101	167

■ Yellow in the TOTALS column means precinct hasn't reported
N/A indicates AV (Absentee) results are included in Elec Day results



Election Results

St. Clair Shores

Mayor
One 4-Year Term

Official results, updated November 21, 9:24 AM

[Race List](#) | [Race Summary](#) | [Race Details](#) | [Race Details \(Printer Friendly\)](#)

POLL BOOK TOTALS	Kip C. Walby			Nathan Kaczmarek			
	AV	Elec Day	TOTAL	AV	Elec Day	TOTAL	
ST. CLAIR SHORES							
01	828	264	191	455	172	168	340
02	500	127	147	274	71	141	212
03	494	138	145	283	70	114	184
04	380	110	120	230	51	87	138
05	551	101	193	294	63	172	235
06	527	130	155	285	98	119	217
07	354	78	103	181	43	120	163
08	579	145	183	328	89	130	219
09	380	137	105	242	67	60	127
10	625	188	188	376	90	133	223
11	332	92	97	189	60	75	135
12	775	202	265	467	104	181	285
13	975	267	268	535	155	238	393
14	233	43	72	115	35	74	109
15	634	173	194	367	99	135	234
16	657	197	209	406	95	127	222
17	712	198	223	421	93	178	271
18	546	132	164	296	108	126	234
19	452	139	134	273	66	101	167
20	314	94	80	174	48	71	119
21	438	113	140	253	71	97	168
22	415	97	129	226	51	119	170
23	568	143	165	308	97	138	235
24	761	243	193	436	177	112	289
	13,030	3,551	3,863	7,414	2,073	3,016	5,089
TOTALS							
	13,030	3,551	3,863	7,414	2,073	3,016	5,089

■ Yellow in the TOTALS column means precinct hasn't reported
N/A indicates AV (Absentee) results are included in Elec Day results



Election Results

St. Clair Shores Council Three 4-Year Terms

Official results, updated November 21, 9:24 AM

[Race List](#) | [Race Summary](#) | [Race Details](#) | [Race Details \(Printer Friendly\)](#)

POLL BOOK TOTALS	Anthony G. Tiseo			Chris Vitale			Chuck Hall			Jack Downey			John D. Burtch			Ronald J. Fre		
	AV	Elec Day	TOTAL	AV	Elec Day	TOTAL	AV	Elec Day	TOTAL	AV	Elec Day	TOTAL	AV	Elec Day	TOTAL	AV	Elec Day	
ST. CLAIR SHORES																		
01	828	218	182	400	199	172	371	110	98	208	157	147	304	184	116	300	238	190
02	500	112	127	239	80	129	209	49	93	142	82	102	184	63	88	151	123	142
03	494	88	123	211	94	107	201	53	81	134	79	88	167	75	81	156	129	135
04	380	75	98	173	61	93	154	37	58	95	84	80	164	48	62	110	100	127
05	551	79	146	225	66	171	237	44	90	134	66	120	186	55	108	163	105	227
06	527	108	114	222	121	132	253	51	96	147	90	112	202	82	96	178	134	166
07	354	56	125	181	59	115	174	29	58	87	45	94	139	48	73	121	80	137
08	579	146	196	342	108	123	231	44	78	122	98	92	190	67	121	188	133	164
09	380	104	109	213	85	75	160	46	46	92	90	72	162	69	48	117	119	70
10	625	148	149	297	138	158	296	69	92	161	107	132	239	86	109	195	170	176
11	332	98	105	203	66	83	149	35	39	74	47	60	107	62	61	123	83	94
12	775	172	301	473	123	217	340	69	143	212	85	114	199	129	125	254	174	244
13	975	236	283	519	179	227	406	81	141	222	129	167	296	193	198	391	266	250
14	233	45	71	116	45	68	113	18	34	52	38	67	105	26	47	73	31	79
15	634	153	187	340	127	160	287	58	91	149	121	114	235	69	97	166	172	177
16	657	159	178	337	145	156	301	65	91	156	114	109	223	128	145	273	157	188
17	712	153	228	381	142	191	333	83	97	180	95	114	209	116	170	286	165	199

■ Yellow in the TOTALS column means precinct hasn't reported
 N/A indicates AV (Absentee) results are included in Elec Day results



Election Results

St. Clair Shores Council Three 4-Year Terms

Official results, updated November 21, 9:24 AM

[Race List](#) | [Race Summary](#) | [Race Details](#) | [Race Details \(Printer Friendly\)](#)

POLL BOOK TOTALS	Anthony G. Tiseo			Chris Vitale			Chuck Hall			Jack Downey			John D. Burtch			Ronald J. Frederick			
	AV	Elec Day	TOTAL	AV	Elec Day	TOTAL	AV	Elec Day	TOTAL	AV	Elec Day	TOTAL	AV	Elec Day	TOTAL	AV	Elec Day	TOTAL	
ST. CLAIR SHORES																			
01	828	218	182	400	199	172	371	110	98	208	157	147	304	184	116	300	238	193	431
02	500	112	127	239	80	129	209	49	93	142	82	102	184	63	88	151	123	142	265
03	494	88	123	211	94	107	201	53	81	134	79	88	167	75	81	156	129	135	264
04	380	75	98	173	61	93	154	37	58	95	84	80	164	48	62	110	100	127	227
05	551	79	146	225	66	171	237	44	90	134	66	120	186	55	108	163	105	227	332
06	527	108	114	222	121	132	253	51	96	147	90	112	202	82	96	178	134	166	300
07	354	56	125	181	59	115	174	29	58	87	45	94	139	48	73	121	80	131	211
08	579	146	196	342	108	123	231	44	78	122	98	92	190	67	121	188	133	164	297
09	380	104	109	213	85	75	160	46	46	92	90	72	162	69	48	117	119	73	192
10	625	148	149	297	138	158	296	69	92	161	107	132	239	86	109	195	170	176	346
11	332	98	105	203	66	83	149	35	39	74	47	60	107	62	61	123	83	94	177
12	775	172	301	473	123	217	340	69	143	212	85	114	199	129	125	254	174	244	418
13	975	236	283	519	179	227	406	81	141	222	129	167	296	193	198	391	266	250	516
14	233	45	71	116	45	68	113	18	34	52	38	67	105	26	47	73	31	79	110
15	634	153	187	340	127	160	287	58	91	149	121	114	235	69	97	166	172	177	349
16	657	159	178	337	145	156	301	65	91	156	114	109	223	128	145	273	157	188	345
17	712	153	228	381	142	191	333	83	97	180	95	114	209	116	170	286	165	199	364
18	546	135	146	281	123	117	240	57	83	140	71	92	163	85	116	201	145	153	298
19	452	102	96	198	96	100	196	36	64	100	68	77	145	106	94	200	127	139	266
20	314	93	87	180	59	63	122	21	46	67	55	56	111	59	70	129	95	75	170
21	438	99	124	223	78	113	191	46	62	108	77	79	156	74	98	172	116	142	258
22	415	87	113	200	53	87	140	34	80	114	55	63	118	78	150	228	73	117	190
23	568	95	139	234	104	136	240	55	84	139	84	80	164	113	178	291	138	150	288
24	761	184	138	322	215	147	362	111	79	190	169	84	253	165	148	313	235	175	410
TOTALS	13,030	2,945	3,565	6,510	2,566	3,140	5,706	1,301	1,924	3,225	2,106	2,315	4,421	2,180	2,599	4,779	3,308	3,716	7,024

 Yellow in the TOTALS column means precinct hasn't reported
 N/A indicates AV (Absentee) results are included in Elec Day results



Election Results

Sterling Heights

Mayor
One 2-Year Term

Official results, updated November 21, 9:24 AM

[Race List](#) | [Race Summary](#) | [Race Details](#) | [Race Details \(Printer Friendly\)](#)

POLL BOOK TOTALS	David J. Magliulo			Richard J. Notte			
	AV	Elec Day	TOTAL	AV	Elec Day	TOTAL	
STERLING HEIGHTS							
01	363	35	82	117	104	132	236
02	504	74	151	225	101	166	267
03	485	92	88	180	149	146	295
04	696	82	167	249	166	263	429
05	593	110	118	228	175	178	353
6, 10	1,092	203	284	487	273	314	587
8, 46	573	86	143	229	163	168	331
9, 15	789	113	223	336	217	217	434
11	650	107	154	261	165	215	380
12	426	67	142	209	79	133	212
13, 21	485	76	107	183	143	152	295
14	185	29	42	71	55	57	112
16, 17	620	112	146	258	146	208	354
18, 19	741	99	208	307	192	228	420
20	593	85	116	201	173	208	381
22, 29	605	87	176	263	114	219	333
23, 28	801	109	208	317	187	283	470
24	321	44	97	141	60	113	173
25	382	44	108	152	88	135	223

■ Yellow in the TOTALS column means precinct hasn't reported
 N/A indicates AV (Absentee) results are included in Elec Day results



Election Results

Sterling Heights

Mayor
One 2-Year Term

Official results, updated November 21, 9:24 AM

[Race List](#) | [Race Summary](#) | [Race Details](#) | [Race Details \(Printer Friendly\)](#)

	POLL BOOK TOTALS			David J. Magliulo			Richard J. Notte		
	AV	Elec Day	TOTAL	AV	Elec Day	TOTAL	AV	Elec Day	TOTAL
STERLING HEIGHTS									
01	363	35	82	117	104	132	236		
02	504	74	151	225	101	166	267		
03	485	92	88	180	149	146	295		
04	696	82	167	249	166	263	429		
05	593	110	118	228	175	178	353		
6, 10	1,092	203	284	487	273	314	587		
8, 46	573	86	143	229	163	168	331		
9, 15	789	113	223	336	217	217	434		
11	650	107	154	261	165	215	380		
12	426	67	142	209	79	133	212		
13, 21	485	76	107	183	143	152	295		
14	185	29	42	71	55	57	112		
16, 17	620	112	146	258	146	208	354		
18, 19	741	99	208	307	192	228	420		
20	593	85	116	201	173	208	381		
22, 29	605	87	176	263	114	219	333		
23, 28	801	109	208	317	187	283	470		
24	321	44	97	141	60	113	173		
25	382	44	108	152	88	135	223		
26, 27	824	96	261	357	160	300	460		
30	505	67	159	226	88	184	272		
31, 41	1,117	170	359	529	173	392	565		
32, 33	1,163	169	331	500	211	423	634		
34	505	94	130	224	78	189	267		
35	279	28	69	97	49	128	177		
36, 37	527	87	148	235	112	167	279		
38, 50	1,492	238	455	693	385	396	781		
39	221	12	99	111	30	77	107		
40, 43	1,118	158	274	432	265	387	652		
42, 48	505	87	99	186	182	119	301		
44, 49	709	114	187	301	171	212	383		
45	343	49	93	142	66	119	185		
47	195	29	59	88	35	65	100		
51, 52	925	166	237	403	249	248	497		

	21,332	3,218	5,720	8,938	5,004	6,941	11,945
TOTALS							
	21,332	3,218	5,720	8,938	5,004	6,941	11,945

■ Yellow in the TOTALS column means precinct hasn't reported
N/A indicates AV (Absentee) results are included in Elec Day results



Election Results

Sterling Heights Council Six 2-Year Terms

Official results, updated November 21, 9:24 AM

[Race List](#) | [Race Summary](#) | [Race Details](#) | [Race Details \(Printer Friendly\)](#)

POLL BOOK TOTALS	Barbara A. Ziarko			Deanna Koski			Gary Lusk			James Hunt			Joe Judnick			Joseph V	
	AV	Elec Day	TOTAL	AV	Elec Day	TOTAL	AV	Elec Day	TOTAL	AV	Elec Day	TOTAL	AV	Elec Day	TOTAL	AV	Elec Day
STERLING HEIGHTS																	
01	363	90	120	210	94	130	224	54	83	137	52	80	132	40	85	125	92
02	504	103	147	250	101	150	251	95	160	255	68	93	161	85	157	242	89
03	485	143	138	281	158	135	293	101	91	192	84	64	148	97	79	176	149
04	696	137	245	382	134	242	376	96	162	258	86	119	205	96	108	204	137
05	593	168	164	332	174	162	336	134	134	268	92	59	151	118	98	216	175
6, 10	1,092	276	339	615	252	302	554	237	245	482	168	190	358	216	201	417	263
8, 46	573	148	142	290	152	160	312	98	129	227	99	128	227	89	125	214	145
9, 15	789	180	203	383	193	213	406	158	224	382	139	146	285	122	175	297	183
11	650	179	254	433	155	185	340	107	121	228	99	83	182	95	126	221	168
12	426	89	142	231	77	123	200	67	114	181	60	90	150	59	94	153	83
13, 21	485	130	155	285	136	137	273	93	102	195	88	95	183	80	110	190	132
14	185	58	47	105	58	47	105	32	40	72	23	24	47	34	39	73	47
16, 17	620	117	182	299	144	200	344	124	161	285	111	120	231	99	158	257	142
18, 40	741	175	201	376	179	203	382	131	216	347	111	126	237	101	203	304	180

■ Yellow in the TOTALS column means precinct hasn't reported
N/A indicates AV (Absentee) results are included in Elec Day results



**Sterling Heights
Council
Six 2-Year Terms**

Official results, updated November 21, 9:24 AM

[Race List](#) | [Race Summary](#) | [Race Details](#) | [Race Details \(Printer Friendly\)](#)

POLL BOOK TOTALS	Barbara A. Ziarko			Deanna Koski			Gary Lusk			James Hunt			Joe Judnick			Joseph V. Romano			Maria G. Schmidt			Michael C. Taylor			Paul M. Smith			Yvonne Kniaz				
	AV	Elec Day	TOTAL	AV	Elec Day	TOTAL	AV	Elec Day	TOTAL	AV	Elec Day	TOTAL	AV	Elec Day	TOTAL	AV	Elec Day	TOTAL	AV	Elec Day	TOTAL	AV	Elec Day	TOTAL	AV	Elec Day	TOTAL	AV	Elec Day	TOTAL	AV	Elec Day
STERLING HEIGHTS																																
01	363	90	120	210	94	130	224	54	83	137	52	80	132	40	85	125	92	116	208	101	115	216	79	107	186	51	88	139	93	109	202	
02	504	103	147	250	101	150	251	95	160	255	68	93	161	85	157	242	89	164	253	91	142	233	99	202	301	88	147	235	84	120	204	
03	485	143	138	281	158	135	293	101	91	192	84	64	148	97	79	176	149	139	288	142	130	272	133	134	267	110	99	209	126	108	234	
04	696	137	245	382	134	242	376	96	162	258	86	119	205	96	108	204	137	235	372	149	246	395	142	222	364	108	141	249	128	199	327	
05	593	168	164	332	174	162	336	134	134	268	92	59	151	118	98	216	175	172	347	142	151	293	171	152	323	135	113	248	138	124	262	
6, 10	1,092	276	339	615	252	302	554	237	245	482	168	190	358	216	201	417	263	315	578	239	318	557	278	380	658	231	251	482	248	247	495	
8, 46	573	148	142	290	152	160	312	98	129	227	99	128	227	89	125	214	145	160	305	141	160	301	150	227	377	121	162	283	128	112	240	
9, 15	789	180	203	383	193	213	406	158	224	382	139	146	285	122	175	297	183	211	394	164	212	376	216	309	525	148	221	369	161	159	320	
11	650	179	254	433	155	185	340	107	121	228	99	83	182	95	126	221	168	201	369	167	204	371	153	226	379	127	136	263	132	170	302	
12	426	89	142	231	77	123	200	67	114	181	60	90	150	59	94	153	83	148	231	76	113	189	98	155	253	66	132	198	66	114	180	
13, 21	485	130	155	285	136	137	273	93	102	195	88	95	183	80	110	190	132	158	290	118	123	241	133	128	261	95	118	213	118	129	247	
14	185	58	47	105	58	47	105	32	40	72	23	24	47	34	39	73	47	56	103	49	42	91	46	57	103	38	41	79	54	37	91	
16, 17	620	117	182	299	144	200	344	124	161	285	111	120	231	99	158	257	142	194	336	122	184	306	138	213	351	128	159	287	104	155	259	
18, 19	741	175	201	376	179	203	382	131	216	347	111	126	237	101	203	304	180	223	403	168	210	378	175	297	472	147	190	337	149	193	342	
20	593	157	184	341	152	180	332	132	144	276	84	89	173	99	118	217	159	194	353	154	170	324	152	187	339	119	157	276	130	164	294	
22, 29	605	121	197	318	123	202	325	84	162	246	55	123	178	86	156	242	112	227	339	105	207	312	113	238	351	90	186	276	95	178	273	
23, 28	801	158	201	359	176	227	403	125	196	321	95	150	245	117	209	326	171	251	422	152	227	379	147	286	433	133	231	364	166	215	381	
24	321	60	98	158	60	100	160	41	99	140	41	54	95	45	111	156	61	105	166	63	106	169	57	131	188	54	128	182	44	78	122	
25	382	67	124	191	67	122	189	52	103	155	46	91	137	51	90	141	71	116	187	63	117	180	73	166	239	60	110	170	59	116	175	
26, 27	824	138	272	410	134	270	404	133	242	375	103	152	255	117	234	351	127	264	391	113	260	373	167	389	556	135	255	390	122	223	345	
30	505	74	156	230	75	176	251	84	136	220	66	106	172	65	128	193	88	169	257	81	155	236	99	189	288	67	150	217	73	145	218	
31, 41	1,117	156	306	462	178	340	518	181	351	532	122	207	329	161	337	498	179	340	519	164	331	495	222	467	689	162	315	477	153	276	429	
32, 33	1,163	183	350	533	190	393	583	221	319	540	147	226	373	171	296	467	199	391	590	182	364	546	250	481	731	198	338	536	161	365	526	
34	505	76	136	212	85	167	252	92	130	222	66	90	156	87	133	220	89	165	254	74	137	211	105	172	277	91	138	229	71	138	209	
35	279	47	97	144	40	113	153	40	72	112	25	45	70	36	69	105	41	122	163	39	102	141	50	91	141	29	95	124	37	94	131	
36, 37	527	107	139	246	108	140	248	100	150	250	73	100	173	83	135	218	107	163	270	98	124	222	131	191	322	105	156	261	88	101	189	
38, 50	1,492	331	377	708	318	360	678	305	484	789	212	226	438	246	389	635	352	398	750	347	390	737	361	642	1,003	295	418	713	289	335	624	
39	221	31	82	113	31	73	104	17	94	111	15	50	65	12	119	131	28	74	102	34	90	124	24	112	136	18	106	124	26	63	89	
40, 43	1,118	240	308	548	236	345	581	190	291	481	127	200	327	160	241	401	241	333	574	243	326	569	264	465	729	201	291	492	200	280	480	
42	505	159	106	265	173	98	271	92	97	189	82	82	164	85	75	160	174	106	280	162	92	254	161	126	287	123	106	229	140	92	232	



Election Results

Utica Mayor One 2-Year Term

Official results, updated November 21, 9:24 AM

[Race List](#) | [Race Summary](#) | [Race Details](#) | [Race Details \(Printer Friendly\)](#)

POLL BOOK TOTALS		Jacqueline K. Noonan		
		AV	Elec Day	TOTAL
UTICA				
01	130	N/A	87	87
02	392	N/A	309	309
03	231	N/A	182	182
	753	N/A	578	578
TOTALS				
	753	0	578	578

■ Yellow in the TOTALS column means precinct hasn't reported
N/A indicates AV (Absentee) results are included in Elec Day results



Election Results

Utica Mayor One 2-Year Term

Official results, updated November 21, 9:24 AM

[Race List](#) | [Race Summary](#) | [Race Details](#) | [Race Details \(Printer Friendly\)](#)

POLL BOOK TOTALS		Jacqueline K. Noonan		
		AV	Elec Day	TOTAL
UTICA				
01	130	N/A	87	87
02	392	N/A	309	309
03	231	N/A	182	182
	753	N/A	578	578
TOTALS				
	753	0	578	578

■ Yellow in the TOTALS column means precinct hasn't reported
N/A indicates AV (Absentee) results are included in Elec Day results



Election Results

Utica Council Three 4-Year Terms

Official results, updated November 21, 9:24 AM

[Race List](#) | [Race Summary](#) | [Race Details](#) | [Race Details \(Printer Friendly\)](#)

POLL BOOK TOTALS	Barbara Montag			Bernard Hurchalla			Chuck Cuddington			Faith Terenzi			Jeffrey W. Carter Sr.			
	AV	Elec Day	TOTAL	AV	Elec Day	TOTAL	AV	Elec Day	TOTAL	AV	Elec Day	TOTAL	AV	Elec Day	TOTAL	
UTICA																
01	130	N/A	54	54	N/A	56	56	N/A	75	75	N/A	79	79	N/A	47	47
02	392	N/A	180	180	N/A	142	142	N/A	189	189	N/A	254	254	N/A	173	173
03	231	N/A	151	151	N/A	71	71	N/A	90	90	N/A	121	121	N/A	96	96
	753	N/A	385	385	N/A	269	269	N/A	354	354	N/A	454	454	N/A	316	316
TOTALS																
	753	0	385	385	0	269	269	0	354	354	0	454	454	0	316	316

■ Yellow in the TOTALS column means precinct hasn't reported
 N/A indicates AV (Absentee) results are included in Elec Day results



Election Results

Utica Council Three 4-Year Terms

Official results, updated November 21, 9:24 AM

[Race List](#) | [Race Summary](#) | [Race Details](#) | [Race Details \(Printer Friendly\)](#)

POLL BOOK TOTALS	Barbara Montag			Bernard Hurchalla			Chuck Cuddington			Faith Terenzi			Jeffrey W. Carter Sr.			
	AV	Elec Day	TOTAL	AV	Elec Day	TOTAL	AV	Elec Day	TOTAL	AV	Elec Day	TOTAL	AV	Elec Day	TOTAL	
UTICA																
01	130	N/A	54	54	N/A	56	56	N/A	75	75	N/A	79	79	N/A	47	47
02	392	N/A	180	180	N/A	142	142	N/A	189	189	N/A	254	254	N/A	173	173
03	231	N/A	151	151	N/A	71	71	N/A	90	90	N/A	121	121	N/A	96	96
	753	N/A	385	385	N/A	269	269	N/A	354	354	N/A	454	454	N/A	316	316
TOTALS																
	753	0	385	385	0	269	269	0	354	354	0	454	454	0	316	316

■ Yellow in the TOTALS column means precinct hasn't reported
 N/A indicates AV (Absentee) results are included in Elec Day results



Election Results

Warren Mayor One 4-Year Term

Official results, updated November 21, 9:24 AM

[Race List](#) | [Race Summary](#) | [Race Details](#) | [Race Details \(Printer Friendly\)](#)

POLL BOOK TOTALS	James R. Fouts			Kathy J. Vogt			
	AV	Elec Day	TOTAL	AV	Elec Day	TOTAL	
WARREN							
01	244	47	127	174	12	55	67
02	199	45	99	144	14	34	48
03	444	83	248	331	23	77	100
04	410	80	221	301	14	90	104
05	274	69	142	211	11	47	58
06	470	129	222	351	23	87	110
07	197	32	111	143	8	37	45
08	85	17	32	49	14	21	35
09	167	26	69	95	11	48	59
10	218	26	144	170	8	33	41
11	199	42	98	140	7	45	52
12	151	27	81	108	5	34	39
13	231	43	138	181	5	39	44
14	342	78	192	270	14	56	70
15	201	36	111	147	10	41	51
16	162	38	70	108	10	38	48
17	288	78	135	213	21	51	72
18	99	16	55	71	2	24	26
19	387	79	214	293	20	69	89

■ Yellow in the TOTALS column means precinct hasn't reported
N/A indicates AV (Absentee) results are included in Elec Day results



Election Results

Warren Mayor One 4-Year Term

Official results, updated November 21, 9:24 AM

[Race List](#) | [Race Summary](#) | [Race Details](#) | [Race Details \(Printer Friendly\)](#)

	POLL BOOK TOTALS	James R. Fouts			Kathy J. Vogt		
		AV	Elec Day	TOTAL	AV	Elec Day	TOTAL
WARREN							
01	244	47	127	174	12	55	67
02	199	45	99	144	14	34	48
03	444	83	248	331	23	77	100
04	410	80	221	301	14	90	104
05	274	69	142	211	11	47	58
06	470	129	222	351	23	87	110
07	197	32	111	143	8	37	45
08	85	17	32	49	14	21	35
09	167	26	69	95	11	48	59
10	218	26	144	170	8	33	41
11	199	42	98	140	7	45	52
12	151	27	81	108	5	34	39
13	231	43	138	181	5	39	44
14	342	78	192	270	14	56	70
15	201	36	111	147	10	41	51
16	162	38	70	108	10	38	48
17	288	78	135	213	21	51	72
18	99	16	55	71	2	24	26
19	387	79	214	293	20	69	89
20	603	218	282	500	19	78	97
21	46	13	19	32	3	11	14
22	600	148	329	477	37	74	111
23	580	199	233	432	37	100	137
24	211	65	111	176	10	24	34
25	316	82	166	248	9	54	63
26	140	28	78	106	3	28	31
27	626	237	266	503	51	62	113
28	327	114	156	270	25	27	52
29	367	131	174	305	17	39	56
30	260	84	132	216	6	38	44
31	695	264	299	563	47	77	124
32	631	215	299	514	36	71	107
33	720	274	323	597	37	76	113
34	296	82	163	245	12	33	45

35	585	223	283	506	24	44	68
36	304	72	169	241	11	49	60
37	572	205	252	457	39	59	98
38	221	57	138	195	5	18	23
39	85	18	47	65	2	13	15
40	320	95	180	275	10	31	41
41	405	124	209	333	16	49	65
42	367	141	163	304	20	35	55
43	376	128	188	316	15	41	56
44	432	168	173	341	30	54	84
45	418	155	194	349	19	41	60
46	390	123	182	305	25	49	74
47	395	134	191	325	24	37	61
48	651	236	304	540	35	64	99
49	763	298	351	649	30	76	106
50	547	182	282	464	23	52	75
51	868	357	312	669	81	108	189
52	497	148	257	405	25	59	84
53	668	197	305	502	62	93	155
54	624	194	278	472	72	68	140
55	592	146	315	461	20	96	116
56	309	103	167	270	19	19	38
57	591	125	318	443	31	102	133
58	825	252	392	644	56	114	170
	22,991	7,026	11,189	18,215	1,275	3,089	4,364
TOTALS							
	22,991	7,026	11,189	18,215	1,275	3,089	4,364

■ Yellow in the TOTALS column means precinct hasn't reported
N/A indicates AV (Absentee) results are included in Elec Day results



Election Results

Warren Clerk One 4-Year Term

Official results, updated November 21, 9:24 AM

[Race List](#) | [Race Summary](#) | [Race Details](#) | [Race Details \(Printer Friendly\)](#)

POLL BOOK TOTALS	Paul Wojno			TOTAL
	AV	Elec Day		
WARREN				
01	244	49	144	193
02	199	59	123	182
03	444	95	283	378
04	410	88	246	334
05	274	75	165	240
06	470	140	261	401
07	197	39	128	167
08	85	26	48	74
09	167	31	107	138
10	218	31	154	185
11	199	52	118	170
12	151	30	103	133
13	231	43	148	191
14	342	88	206	294
15	201	43	124	167
16	162	45	96	141
17	288	92	154	246
18	99	17	67	84
19	387	90	238	328

■ Yellow in the TOTALS column means precinct hasn't reported
N/A indicates AV (Absentee) results are included in Elec Day results



Election Results

Warren Clerk One 4-Year Term

Official results, updated November 21, 9:24 AM

[Race List](#) | [Race Summary](#) | [Race Details](#) | [Race Details \(Printer Friendly\)](#)

	POLL BOOK TOTALS	Paul Wojno		
		AV	Elec Day	TOTAL
WARREN				
01	244	49	144	193
02	199	59	123	182
03	444	95	283	378
04	410	88	246	334
05	274	75	165	240
06	470	140	261	401
07	197	39	128	167
08	85	26	48	74
09	167	31	107	138
10	218	31	154	185
11	199	52	118	170
12	151	30	103	133
13	231	43	148	191
14	342	88	206	294
15	201	43	124	167
16	162	45	96	141
17	288	92	154	246
18	99	17	67	84
19	387	90	238	328
20	603	217	292	509
21	46	12	23	35
22	600	163	321	484
23	580	220	279	499
24	211	69	121	190
25	316	79	178	257
26	140	28	87	115
27	626	250	259	509
28	327	124	147	271
29	367	122	172	294
30	260	72	120	192
31	695	275	307	582
32	631	218	313	531
33	720	271	320	591
34	296	88	159	247

35	585	223	277	500
36	304	73	173	246
37	572	215	255	470
38	221	59	118	177
39	85	18	45	63
40	320	90	172	262
41	405	130	207	337
42	367	143	164	307
43	376	126	186	312
44	432	172	186	358
45	418	150	190	340
46	390	136	169	305
47	395	130	173	303
48	651	238	296	534
49	763	298	358	656
50	547	187	282	469
51	868	372	330	702
52	497	150	271	421
53	668	229	293	522
54	624	222	282	504
55	592	158	326	484
56	309	105	153	258
57	591	137	320	457
58	825	271	386	657
	22,991	7,373	11,623	18,996
TOTALS				
	22,991	7,373	11,623	18,996

■ Yellow in the TOTALS column means precinct hasn't reported
N/A indicates AV (Absentee) results are included in Elec Day results



Election Results

Warren Treasurer One 4-Year Term

Official results, updated November 21, 9:24 AM

[Race List](#) | [Race Summary](#) | [Race Details](#) | [Race Details \(Printer Friendly\)](#)

POLL BOOK TOTALS	Barbara Friedel			Carolyn Kurkowski Mocerì			
	AV	Elec Day	TOTAL	AV	Elec Day	TOTAL	
WARREN							
01	244	10	46	56	47	114	161
02	199	14	36	50	42	91	133
03	444	19	91	110	88	212	300
04	410	23	72	95	63	208	271
05	274	21	53	74	51	122	173
06	470	32	93	125	119	197	316
07	197	15	43	58	26	96	122
08	85	6	15	21	23	35	58
09	167	7	34	41	29	84	113
10	218	8	41	49	24	123	147
11	199	16	33	49	37	92	129
12	151	7	31	38	25	79	104
13	231	10	36	46	39	121	160
14	342	17	55	72	75	173	248
15	201	10	35	45	35	100	135
16	162	11	31	42	36	71	107
17	288	30	46	76	65	120	185
18	99	5	20	25	11	50	61
19	387	19	65	84	77	196	273

■ Yellow in the TOTALS column means precinct hasn't reported
 N/A indicates AV (Absentee) results are included in Elec Day results



Election Results

Warren Treasurer One 4-Year Term

Official results, updated November 21, 9:24 AM

[Race List](#) | [Race Summary](#) | [Race Details](#) | [Race Details \(Printer Friendly\)](#)

	POLL BOOK TOTALS	Barbara Friedel			Carolyn Kurkowski Moceri		
		AV	Elec Day	TOTAL	AV	Elec Day	TOTAL
WARREN							
01	244	10	46	56	47	114	161
02	199	14	36	50	42	91	133
03	444	19	91	110	88	212	300
04	410	23	72	95	63	208	271
05	274	21	53	74	51	122	173
06	470	32	93	125	119	197	316
07	197	15	43	58	26	96	122
08	85	6	15	21	23	35	58
09	167	7	34	41	29	84	113
10	218	8	41	49	24	123	147
11	199	16	33	49	37	92	129
12	151	7	31	38	25	79	104
13	231	10	36	46	39	121	160
14	342	17	55	72	75	173	248
15	201	10	35	45	35	100	135
16	162	11	31	42	36	71	107
17	288	30	46	76	65	120	185
18	99	5	20	25	11	50	61
19	387	19	65	84	77	196	273
20	603	39	68	107	187	258	445
21	46	0	6	6	14	18	32
22	600	42	100	142	132	254	386
23	580	53	84	137	172	214	386
24	211	11	38	49	63	87	150
25	316	18	63	81	70	134	204
26	140	6	25	31	24	63	87
27	626	74	83	157	201	200	401
28	327	29	50	79	105	112	217
29	367	36	58	94	102	139	241
30	260	16	33	49	71	110	181
31	695	55	98	153	232	228	460
32	631	61	86	147	183	252	435
33	720	61	99	160	230	255	485
34	296	20	29	49	71	149	220

35	585	52	55	107	184	237	421
36	304	22	49	71	59	147	206
37	572	54	65	119	183	214	397
38	221	14	26	40	46	104	150
39	85	5	16	21	12	42	54
40	320	16	42	58	84	151	235
41	405	27	54	81	106	183	289
42	367	52	50	102	100	131	231
43	376	40	50	90	97	165	262
44	432	45	52	97	149	159	308
45	418	24	51	75	139	155	294
46	390	25	49	74	121	154	275
47	395	24	35	59	128	171	299
48	651	52	69	121	211	274	485
49	763	63	109	172	250	284	534
50	547	43	59	102	159	238	397
51	868	100	109	209	311	268	579
52	497	36	62	98	132	224	356
53	668	64	114	178	183	237	420
54	624	61	72	133	197	229	426
55	592	36	93	129	125	268	393
56	309	15	37	52	98	129	227
57	591	30	84	114	119	283	402
58	825	59	102	161	235	335	570
	22,991	1,760	3,300	5,060	6,197	9,539	15,736
TOTALS							
	22,991	1,760	3,300	5,060	6,197	9,539	15,736

■ Yellow in the TOTALS column means precinct hasn't reported
N/A indicates AV (Absentee) results are included in Elec Day results



Election Results

Warren Council At-Large Two 4-Year Terms

Official results, updated November 21, 9:24 AM

[Race List](#) | [Race Summary](#) | [Race Details](#) | [Race Details \(Printer Friendly\)](#)

POLL BOOK TOTALS	Donna Kaczor Caumartin			Kelly J. Colegio			Mary M. Kamp			Scott C. Stevens		
	AV	Elec Day	TOTAL	AV	Elec Day	TOTAL	AV	Elec Day	TOTAL	AV	Elec Day	TOTAL

WARREN													
01	244	18	43	61	36	88	124	17	80	97	42	95	137
02	199	19	39	58	33	62	95	11	61	72	43	71	114
03	444	42	108	150	42	152	194	64	132	196	60	176	236
04	410	31	92	123	46	133	179	36	123	159	56	166	222
05	274	25	58	83	46	85	131	32	80	112	37	108	145
06	470	42	72	114	91	139	230	65	130	195	94	186	280
07	197	14	39	53	16	62	78	29	57	86	21	100	121
08	85	9	13	22	16	21	37	17	26	43	16	36	52
09	167	16	52	68	12	47	59	15	63	78	22	65	87
10	218	14	47	61	17	91	108	17	75	92	15	100	115
11	199	21	45	66	30	59	89	17	54	71	30	69	99
12	151	8	32	40	15	61	76	14	48	62	20	75	95
13	231	16	52	68	25	79	104	21	57	78	29	105	134
14	342	36	83	119	45	120	165	43	97	140	47	128	175
15	201	17	31	48	27	74	101	30	70	100	15	81	96
16	162	17	19	36	25	48	73	17	64	81	34	53	87
17	288	29	49	78	50	77	127	38	80	118	62	108	170
18	99	3	25	28	12	30	42	5	31	36	12	42	54
19	387	36	78	114	56	156	212	43	93	136	50	167	217

■ Yellow in the TOTALS column means precinct hasn't reported
 N/A indicates AV (Absentee) results are included in Elec Day results



Election Results

Warren Council At-Large Two 4-Year Terms

Official results, updated November 21, 9:24 AM

[Race List](#) | [Race Summary](#) | [Race Details](#) | [Race Details \(Printer Friendly\)](#)

POLL BOOK TOTALS	Donna Kaczor Caumartin			Kelly J. Colegio			Mary M. Kamp			Scott C. Stevens		
	AV	Elec Day	TOTAL	AV	Elec Day	TOTAL	AV	Elec Day	TOTAL	AV	Elec Day	TOTAL

WARREN														
01	244	18	43	61	36	88	124	17	80	97	42	95	137	
02	199	19	39	58	33	62	95	11	61	72	43	71	114	
03	444	42	108	150	42	152	194	64	132	196	60	176	236	
04	410	31	92	123	46	133	179	36	123	159	56	166	222	
05	274	25	58	83	46	85	131	32	80	112	37	108	145	
06	470	42	72	114	91	139	230	65	130	195	94	186	280	
07	197	14	39	53	16	62	78	29	57	86	21	100	121	
08	85	9	13	22	16	21	37	17	26	43	16	36	52	
09	167	16	52	68	12	47	59	15	63	78	22	65	87	
10	218	14	47	61	17	91	108	17	75	92	15	100	115	
11	199	21	45	66	30	59	89	17	54	71	30	69	99	
12	151	8	32	40	15	61	76	14	48	62	20	75	95	
13	231	16	52	68	25	79	104	21	57	78	29	105	134	
14	342	36	83	119	45	120	165	43	97	140	47	128	175	
15	201	17	31	48	27	74	101	30	70	100	15	81	96	
16	162	17	19	36	25	48	73	17	64	81	34	53	87	
17	288	29	49	78	50	77	127	38	80	118	62	108	170	
18	99	3	25	28	12	30	42	5	31	36	12	42	54	
19	387	36	78	114	56	156	212	43	93	136	50	167	217	
20	603	73	103	176	122	186	308	93	144	237	144	190	334	
21	46	3	8	11	10	12	22	4	19	23	14	15	29	
22	600	64	112	176	98	225	323	59	125	184	94	211	305	
23	580	84	113	197	121	146	267	88	138	226	128	159	287	
24	211	29	43	72	34	74	108	42	50	92	41	73	114	
25	316	23	76	99	53	128	181	33	75	108	55	118	173	
26	140	10	25	35	15	58	73	13	34	47	22	51	73	
27	626	90	76	166	131	188	319	125	101	226	161	184	345	
28	327	41	53	94	79	100	179	50	64	114	90	99	189	
29	367	39	70	109	87	113	200	56	81	137	82	120	202	
30	260	31	37	68	41	89	130	48	71	119	45	88	133	
31	695	110	138	248	148	172	320	115	128	243	157	196	353	
32	631	74	119	193	151	180	331	86	121	207	148	203	351	
33	720	88	107	195	180	218	398	112	118	230	178	244	422	
34	296	30	59	89	54	91	145	34	73	107	49	108	157	

35	585	90	98	188	128	193	321	103	131	234	126	166	292
36	304	32	81	113	43	100	143	35	94	129	44	100	144
37	572	72	114	186	133	152	285	94	145	239	157	135	292
38	221	19	34	53	33	80	113	23	57	80	36	85	121
39	85	5	21	26	10	39	49	6	16	22	12	31	43
40	320	30	39	69	65	136	201	36	62	98	64	134	198
41	405	44	95	139	73	136	209	60	94	154	81	126	207
42	367	51	64	115	97	110	207	50	59	109	97	110	207
43	376	50	79	129	76	125	201	41	70	111	83	127	210
44	432	57	95	152	103	98	201	84	89	173	113	115	228
45	418	51	63	114	102	134	236	62	88	150	106	116	222
46	390	46	78	124	73	106	179	64	84	148	92	106	198
47	395	68	81	149	76	120	196	74	95	169	68	105	173
48	651	84	111	195	149	200	349	105	138	243	164	186	350
49	763	124	143	267	177	212	389	124	152	276	174	236	410
50	547	74	83	157	101	184	285	67	106	173	114	195	309
51	868	164	151	315	204	201	405	176	156	332	233	194	427
52	497	55	91	146	92	172	264	88	96	184	92	172	264
53	668	108	134	242	112	176	288	113	138	251	134	210	344
54	624	104	131	235	127	165	292	106	112	218	123	173	296
55	592	60	118	178	96	216	312	73	158	231	82	201	283
56	309	33	50	83	64	103	167	51	61	112	77	106	183
57	591	65	135	200	74	184	258	65	158	223	87	234	321
58	825	124	141	265	171	294	465	110	120	230	162	263	425
	22,991	2,812	4,346	7,158	4,343	7,200	11,543	3,299	5,242	8,541	4,634	7,616	12,250
TOTALS													
	22,991	2,812	4,346	7,158	4,343	7,200	11,543	3,299	5,242	8,541	4,634	7,616	12,250

 Yellow in the TOTALS column means precinct hasn't reported
N/A indicates AV (Absentee) results are included in Elec Day results



Election Results

Warren Council - District 1 One 4-Year Term

Official results, updated November 21, 9:24 AM

[Race List](#) | [Race Summary](#) | [Race Details](#) | [Race Details \(Printer Friendly\)](#)

	POLL BOOK TOTALS	Patrick Green			Ron Papandrea		
		AV	Elec Day	TOTAL	AV	Elec Day	TOTAL
WARREN							
01	244	42	128	170	14	38	52
02	199	51	86	137	8	43	51
05	274	59	139	198	15	36	51
06	470	125	238	363	21	57	78
19	387	75	202	277	21	60	81
34	296	68	140	208	21	46	67
38	221	50	118	168	9	18	27
39	85	13	47	60	5	14	19
40	320	81	166	247	17	31	48
46	390	113	162	275	34	47	81
47	395	114	160	274	36	56	92
48A	384	129	156	285	29	37	66
56	309	99	138	237	13	28	41
	3,974	1,019	1,880	2,899	243	511	754
TOTALS							
	3,974	1,019	1,880	2,899	243	511	754

 Yellow in the TOTALS column means precinct hasn't reported
 N/A indicates AV (Absentee) results are included in Elec Day results



Election Results

Warren Council - District 1 One 4-Year Term

Official results, updated November 21, 9:24 AM

[Race List](#) | [Race Summary](#) | [Race Details](#) | [Race Details \(Printer Friendly\)](#)

POLL BOOK TOTALS	Patrick Green			Ron Papandrea			
	AV	Elec Day	TOTAL	AV	Elec Day	TOTAL	
WARREN							
01	244	42	128	170	14	38	52
02	199	51	86	137	8	43	51
05	274	59	139	198	15	36	51
06	470	125	238	363	21	57	78
19	387	75	202	277	21	60	81
34	296	68	140	208	21	46	67
38	221	50	118	168	9	18	27
39	85	13	47	60	5	14	19
40	320	81	166	247	17	31	48
46	390	113	162	275	34	47	81
47	395	114	160	274	36	56	92
48A	384	129	156	285	29	37	66
56	309	99	138	237	13	28	41
	3,974	1,019	1,880	2,899	243	511	754
TOTALS							
	3,974	1,019	1,880	2,899	243	511	754

■ Yellow in the TOTALS column means precinct hasn't reported
 N/A indicates AV (Absentee) results are included in Elec Day results



Election Results

Warren Council - District 2 One 4-Year Term

Official results, updated November 21, 9:24 AM

[Race List](#) | [Race Summary](#) | [Race Details](#) | [Race Details \(Printer Friendly\)](#)

POLL BOOK TOTALS	Keith Sadowski			Richard Sulaka II			
	AV	Elec Day	TOTAL	AV	Elec Day	TOTAL	
WARREN							
20	603	153	216	369	73	122	195
21	46	12	16	28	4	10	14
35	585	158	200	358	79	116	195
36	304	46	92	138	33	114	147
37	572	172	170	342	61	124	185
41	405	88	142	230	54	103	157
42	367	108	110	218	52	78	130
43	376	104	145	249	34	72	106
44	432	139	134	273	53	84	137
45	418	106	151	257	68	69	137
48	267	83	94	177	25	44	69
53	205	51	55	106	32	46	78
55	592	110	236	346	53	149	202
57	591	87	239	326	64	143	207
	5,763	1,417	2,000	3,417	685	1,274	1,959
TOTALS							
	5,763	1,417	2,000	3,417	685	1,274	1,959

■ Yellow in the TOTALS column means precinct hasn't reported
 N/A indicates AV (Absentee) results are included in Elec Day results



Election Results

Warren Council - District 2 One 4-Year Term

Official results, updated November 21, 9:24 AM

[Race List](#) | [Race Summary](#) | [Race Details](#) | [Race Details \(Printer Friendly\)](#)

POLL BOOK TOTALS	Keith Sadowski			Richard Sulaka II			
	AV	Elec Day	TOTAL	AV	Elec Day	TOTAL	
WARREN							
20	603	153	216	369	73	122	195
21	46	12	16	28	4	10	14
35	585	158	200	358	79	116	195
36	304	46	92	138	33	114	147
37	572	172	170	342	61	124	185
41	405	88	142	230	54	103	157
42	367	108	110	218	52	78	130
43	376	104	145	249	34	72	106
44	432	139	134	273	53	84	137
45	418	106	151	257	68	69	137
48	267	83	94	177	25	44	69
53	205	51	55	106	32	46	78
55	592	110	236	346	53	149	202
57	591	87	239	326	64	143	207
	5,763	1,417	2,000	3,417	685	1,274	1,959
TOTALS							
	5,763	1,417	2,000	3,417	685	1,274	1,959

■ Yellow in the TOTALS column means precinct hasn't reported
 N/A indicates AV (Absentee) results are included in Elec Day results



Election Results

Warren Council - District 3 One 4-Year Term

Official results, updated November 21, 9:24 AM

[Race List](#) | [Race Summary](#) | [Race Details](#) | [Race Details \(Printer Friendly\)](#)

POLL BOOK TOTALS	Cecil D. St. Pierre Jr.			Lanette Olejniczak			
	AV	Elec Day	TOTAL	AV	Elec Day	TOTAL	
WARREN							
10	218	27	107	134	6	59	65
11A	8	0	5	5	0	3	3
13	106	12	48	60	10	29	39
14	342	62	145	207	31	85	116
24	211	52	73	125	21	59	80
25	316	64	132	196	23	77	100
28	327	86	101	187	46	69	115
29	367	104	122	226	37	82	119
32	631	170	244	414	73	110	183
49	763	203	257	460	110	142	252
51	868	255	240	495	165	146	311
52	497	98	200	298	72	93	165
53A	463	93	152	245	78	107	185
54	624	180	206	386	70	115	185
	5,741	1,406	2,032	3,438	742	1,176	1,918
TOTALS							
	5,741	1,406	2,032	3,438	742	1,176	1,918

■ Yellow in the TOTALS column means precinct hasn't reported
 N/A indicates AV (Absentee) results are included in Elec Day results



Election Results

Warren Council - District 3 One 4-Year Term

Official results, updated November 21, 9:24 AM

[Race List](#) | [Race Summary](#) | [Race Details](#) | [Race Details \(Printer Friendly\)](#)

POLL BOOK TOTALS	Cecil D. St. Pierre Jr.			Lanette Olejniczak			
	AV	Elec Day	TOTAL	AV	Elec Day	TOTAL	
WARREN							
10	218	27	107	134	6	59	65
11A	8	0	5	5	0	3	3
13	106	12	48	60	10	29	39
14	342	62	145	207	31	85	116
24	211	52	73	125	21	59	80
25	316	64	132	196	23	77	100
28	327	86	101	187	46	69	115
29	367	104	122	226	37	82	119
32	631	170	244	414	73	110	183
49	763	203	257	460	110	142	252
51	868	255	240	495	165	146	311
52	497	98	200	298	72	93	165
53A	463	93	152	245	78	107	185
54	624	180	206	386	70	115	185
	5,741	1,406	2,032	3,438	742	1,176	1,918
TOTALS							
	5,741	1,406	2,032	3,438	742	1,176	1,918

■ Yellow in the TOTALS column means precinct hasn't reported
 N/A indicates AV (Absentee) results are included in Elec Day results



Election Results

Warren Council - District 4 One 4-Year Term

Official results, updated November 21, 9:24 AM

[Race List](#) | [Race Summary](#) | [Race Details](#) | [Race Details \(Printer Friendly\)](#)

POLL BOOK TOTALS	Jason D. McClanahan			Steven G. Warner			
	AV	Elec Day	TOTAL	AV	Elec Day	TOTAL	
WARREN							
15	201	34	103	137	11	38	49
16	162	24	74	98	23	32	55
17	288	52	127	179	42	50	92
26	140	13	45	58	18	45	63
27	626	149	183	332	124	124	248
30	260	39	73	112	46	73	119
31	695	111	148	259	166	186	352
33	720	115	168	283	178	198	376
50	547	76	134	210	113	164	277
58	825	127	185	312	168	266	434
	4,464	740	1,240	1,980	889	1,176	2,065
TOTALS							
	4,464	740	1,240	1,980	889	1,176	2,065

■ Yellow in the TOTALS column means precinct hasn't reported
 N/A indicates AV (Absentee) results are included in Elec Day results



Election Results

Warren Council - District 4 One 4-Year Term

Official results, updated November 21, 9:24 AM

[Race List](#) | [Race Summary](#) | [Race Details](#) | [Race Details \(Printer Friendly\)](#)

POLL BOOK TOTALS	Jason D. McClanahan			Steven G. Warner			
	AV	Elec Day	TOTAL	AV	Elec Day	TOTAL	
WARREN							
15	201	34	103	137	11	38	49
16	162	24	74	98	23	32	55
17	288	52	127	179	42	50	92
26	140	13	45	58	18	45	63
27	626	149	183	332	124	124	248
30	260	39	73	112	46	73	119
31	695	111	148	259	166	186	352
33	720	115	168	283	178	198	376
50	547	76	134	210	113	164	277
58	825	127	185	312	168	266	434
	4,464	740	1,240	1,980	889	1,176	2,065
TOTALS							
	4,464	740	1,240	1,980	889	1,176	2,065

■ Yellow in the TOTALS column means precinct hasn't reported
 N/A indicates AV (Absentee) results are included in Elec Day results



Election Results

Warren Council - District 5 One 4-Year Term

Official results, updated November 21, 9:24 AM

[Race List](#) | [Race Summary](#) | [Race Details](#) | [Race Details \(Printer Friendly\)](#)

POLL BOOK TOTALS	Joe Peters Jr.			Robert Boccomino			
	AV	Elec Day	TOTAL	AV	Elec Day	TOTAL	
WARREN							
03	444	39	196	235	65	124	189
04	410	30	179	209	63	117	180
07	197	10	71	81	28	73	101
08	85	18	31	49	13	21	34
09	167	14	74	88	18	48	66
11	191	24	62	86	25	59	84
12	151	5	48	53	26	65	91
13A	125	8	56	64	18	38	56
18	99	4	35	39	13	40	53
22	600	37	165	202	133	227	360
23	580	75	170	245	154	148	302
	3,049	264	1,087	1,351	556	960	1,516
TOTALS							
	3,049	264	1,087	1,351	556	960	1,516

■ Yellow in the TOTALS column means precinct hasn't reported
 N/A indicates AV (Absentee) results are included in Elec Day results



Election Results

Warren Council - District 5 One 4-Year Term

Official results, updated November 21, 9:24 AM

[Race List](#) | [Race Summary](#) | [Race Details](#) | [Race Details \(Printer Friendly\)](#)

POLL BOOK TOTALS	Joe Peters Jr.			Robert Boccomino			
	AV	Elec Day	TOTAL	AV	Elec Day	TOTAL	
WARREN							
03	444	39	196	235	65	124	189
04	410	30	179	209	63	117	180
07	197	10	71	81	28	73	101
08	85	18	31	49	13	21	34
09	167	14	74	88	18	48	66
11	191	24	62	86	25	59	84
12	151	5	48	53	26	65	91
13A	125	8	56	64	18	38	56
18	99	4	35	39	13	40	53
22	600	37	165	202	133	227	360
23	580	75	170	245	154	148	302
	3,049	264	1,087	1,351	556	960	1,516
TOTALS							
	3,049	264	1,087	1,351	556	960	1,516

■ Yellow in the TOTALS column means precinct hasn't reported
N/A indicates AV (Absentee) results are included in Elec Day results



Election Results

Almont Community Schools Board Member Two 4-Year Terms

Official results, updated November 21, 9:24 AM

[Race List](#) | [Race Summary](#) | [Race Details](#) | [Race Details \(Printer Friendly\)](#)

POLL BOOK TOTALS	Scott Kmetz			Shayna Gonzalez			Terry Papineau			
	AV	Elec Day	TOTAL	AV	Elec Day	TOTAL	AV	Elec Day	TOTAL	
BRUCE TOWNSHIP										
04A	85	24	28	52	7	17	24	19	28	47
	85	24	28	52	7	17	24	19	28	47
TOTALS										
	85	24	28	52	7	17	24	19	28	47

■ Yellow in the TOTALS column means precinct hasn't reported
 N/A indicates AV (Absentee) results are included in Elec Day results



Election Results

Almont Community Schools Board Member Two 4-Year Terms

Official results, updated November 21, 9:24 AM

[Race List](#) | [Race Summary](#) | [Race Details](#) | [Race Details \(Printer Friendly\)](#)

POLL BOOK TOTALS	Scott Kmetz			Shayna Gonzalez			Terry Papineau			
	AV	Elec Day	TOTAL	AV	Elec Day	TOTAL	AV	Elec Day	TOTAL	
BRUCE TOWNSHIP										
04A	85	24	28	52	7	17	24	19	28	47
	85	24	28	52	7	17	24	19	28	47
TOTALS										
	85	24	28	52	7	17	24	19	28	47

■ Yellow in the TOTALS column means precinct hasn't reported
 N/A indicates AV (Absentee) results are included in Elec Day results



Election Results

Armada Area Schools Board Member One 4-Year Term

Official results, updated November 21, 9:24 AM

[Race List](#) | [Race Summary](#) | [Race Details](#) | [Race Details \(Printer Friendly\)](#)

POLL BOOK TOTALS		Susan Nieman		
		AV	Elec Day	TOTAL
ARMADA TOWNSHIP				
01A	508	174	185	359
02	354	83	179	262
	862	257	364	621
BERLIN TOWNSHIP				
01B	155	N/A	54	54
	155	N/A	54	54
BRUCE TOWNSHIP				
04B	7	1	3	4
	7	1	3	4
LENOX TOWNSHIP				
01A	483	N/A	18	18
	483	N/A	18	18
RAY TOWNSHIP				
02A	208	N/A	135	135
	208	N/A	135	135
RICHMOND TOWNSHIP				
02	164	N/A	115	115
	164	N/A	115	115
TOTALS				

■ Yellow in the TOTALS column means precinct hasn't reported
 N/A indicates AV (Absentee) results are included in Elec Day results



Election Results

Armada Area Schools Board Member One 4-Year Term

Official results, updated November 21, 9:24 AM

[Race List](#) | [Race Summary](#) | [Race Details](#) | [Race Details \(Printer Friendly\)](#)

POLL BOOK TOTALS		Susan Nieman		
		AV	Elec Day	TOTAL
ARMADA TOWNSHIP				
01A	508	174	185	359
02	354	83	179	262
	862	257	364	621
BERLIN TOWNSHIP				
01B	155	N/A	54	54
	155	N/A	54	54
BRUCE TOWNSHIP				
04B	7	1	3	4
	7	1	3	4
LENOX TOWNSHIP				
01A	483	N/A	18	18
	483	N/A	18	18
RAY TOWNSHIP				
02A	208	N/A	135	135
	208	N/A	135	135
RICHMOND TOWNSHIP				
02	164	N/A	115	115
	164	N/A	115	115
TOTALS				
	1,879	258	689	947

■ Yellow in the TOTALS column means precinct hasn't reported
 N/A indicates AV (Absentee) results are included in Elec Day results



Election Results

East Detroit Public Schools

Board Member
Four 4-Year Terms

Official results, updated November 21, 9:24 AM

[Race List](#) | [Race Summary](#) | [Race Details](#) | [Race Details \(Printer Friendly\)](#)

POLL BOOK TOTALS	Craig Brozowski			Deena Trocino			Jon Gruenberg			Keith A. Ward			Kerry Lee Weishaupt			Margaret T. Podsiadlik			
	AV	Elec Day	TOTAL	AV	Elec Day	TOTAL	AV	Elec Day	TOTAL	AV	Elec Day	TOTAL	AV	Elec Day	TOTAL	AV	Elec Day	TOTAL	
EASTPOINTE																			
01	240	24	87	111	29	108	137	18	81	99	18	57	75	24	85	109	27	86	113
02	311	45	88	133	47	107	154	45	92	137	31	76	107	35	90	125	52	103	155
03	380	49	145	194	51	118	169	40	110	150	33	97	130	39	109	148	67	181	248
04	392	53	134	187	60	140	200	40	101	141	33	98	131	45	106	151	63	130	193
05	311	31	103	134	38	110	148	29	81	110	20	112	132	39	93	132	36	98	134
07	319	51	93	144	43	116	159	39	86	125	26	107	133	37	89	126	51	96	147
08	247	44	66	110	44	74	118	35	60	95	31	74	105	24	61	85	37	75	112
09	324	40	117	157	48	119	167	41	131	172	31	98	129	27	107	134	42	107	149
10	365	55	114	169	59	112	171	47	106	153	42	93	135	51	88	139	75	112	187
11	280	43	95	138	53	93	146	36	83	119	34	79	113	32	90	122	39	79	118
12	329	49	105	154	50	109	159	47	101	148	37	90	127	37	115	152	47	95	142
13	325	69	100	169	66	97	163	53	78	131	40	73	113	45	91	136	64	92	156
	3,823	553	1,247	1,800	588	1,303	1,891	470	1,110	1,580	376	1,054	1,430	435	1,124	1,559	600	1,254	1,854
WARREN																			
15	201	24	61	85	22	60	82	20	62	82	20	58	78	22	60	82	28	41	69
16	162	29	54	83	25	44	69	29	59	88	24	52	76	11	43	54	23	48	71
17	288	39	81	120	38	79	117	54	91	145	38	81	119	36	57	93	43	74	117
	651	92	196	288	85	183	268	103	212	315	82	191	273	69	160	229	94	163	257
TOTALS																			

■ Yellow in the TOTALS column means precinct hasn't reported
N/A indicates AV (Absentee) results are included in Elec Day results



Election Results

East Detroit Public Schools

Board Member
Four 4-Year Terms

Official results, updated November 21, 9:24 AM

[Race List](#) | [Race Summary](#) | [Race Details](#) | [Race Details \(Printer Friendly\)](#)

POLL BOOK TOTALS	Craig Brozowski			Deena Trocino			Jon Gruenberg			Keith A. Ward			Kerry Lee Weishaupt			Margaret T. Podsiadlik			
	AV	Elec Day	TOTAL	AV	Elec Day	TOTAL	AV	Elec Day	TOTAL	AV	Elec Day	TOTAL	AV	Elec Day	TOTAL	AV	Elec Day	TOTAL	
EASTPOINTE																			
01	240	24	87	111	29	108	137	18	81	99	18	57	75	24	85	109	27	86	113
02	311	45	88	133	47	107	154	45	92	137	31	76	107	35	90	125	52	103	155
03	380	49	145	194	51	118	169	40	110	150	33	97	130	39	109	148	67	181	248
04	392	53	134	187	60	140	200	40	101	141	33	98	131	45	106	151	63	130	193
05	311	31	103	134	38	110	148	29	81	110	20	112	132	39	93	132	36	98	134
07	319	51	93	144	43	116	159	39	86	125	26	107	133	37	89	126	51	96	147
08	247	44	66	110	44	74	118	35	60	95	31	74	105	24	61	85	37	75	112
09	324	40	117	157	48	119	167	41	131	172	31	98	129	27	107	134	42	107	149
10	365	55	114	169	59	112	171	47	106	153	42	93	135	51	88	139	75	112	187
11	280	43	95	138	53	93	146	36	83	119	34	79	113	32	90	122	39	79	118
12	329	49	105	154	50	109	159	47	101	148	37	90	127	37	115	152	47	95	142
13	325	69	100	169	66	97	163	53	78	131	40	73	113	45	91	136	64	92	156
	3,823	553	1,247	1,800	588	1,303	1,891	470	1,110	1,580	376	1,054	1,430	435	1,124	1,559	600	1,254	1,854
WARREN																			
15	201	24	61	85	22	60	82	20	62	82	20	58	78	22	60	82	28	41	69
16	162	29	54	83	25	44	69	29	59	88	24	52	76	11	43	54	23	48	71
17	288	39	81	120	38	79	117	54	91	145	38	81	119	36	57	93	43	74	117
	651	92	196	288	85	183	268	103	212	315	82	191	273	69	160	229	94	163	257
TOTALS																			
	4,474	645	1,443	2,088	673	1,486	2,159	573	1,322	1,895	458	1,245	1,703	504	1,284	1,788	694	1,417	2,111

■ Yellow in the TOTALS column means precinct hasn't reported
N/A indicates AV (Absentee) results are included in Elec Day results



Election Results

Fraser Public Schools Board Member Three 6-Year Terms

Official results, updated November 21, 9:24 AM

[Race List](#) | [Race Summary](#) | [Race Details](#) | [Race Details \(Printer Friendly\)](#)

POLL BOOK TOTALS	Carole E. Bannister			Gerard W. Gauthier			Linda Corbat			Mark Snay		
	AV	Elec Day	TOTAL	AV	Elec Day	TOTAL	AV	Elec Day	TOTAL	AV	Elec Day	TOTAL

CLINTON TOWNSHIP													
16	264	102	54	156	81	46	127	93	49	142	88	48	136
17A	219	43	72	115	42	69	111	37	60	97	36	42	78
18	332	80	87	167	79	84	163	77	80	157	67	64	131
20A	119	0	5	5	1	4	5	1	7	8	1	2	3
24	263	85	73	158	81	67	148	76	53	129	71	43	114
26A	374	21	10	31	21	8	29	22	11	33	14	8	22
32	274	91	68	159	77	63	140	76	63	139	76	56	132
43	121	33	36	69	33	41	74	20	34	54	20	19	39
	1,966	455	405	860	415	382	797	402	357	759	373	282	655
FRASER													
01	353	75	139	214	51	116	167	49	133	182	36	105	141
02	596	92	237	329	87	219	306	75	212	287	45	133	178
03	752	190	259	449	160	232	392	152	218	370	118	151	269
04	483	97	178	275	93	150	243	77	148	225	53	107	160
05	162	39	56	95	29	51	80	30	54	84	23	39	62
06	656	95	245	340	88	263	351	93	248	341	59	138	197
07	267	72	84	156	61	74	135	57	69	126	51	45	96
	3,269	660	1,198	1,858	569	1,105	1,674	533	1,082	1,615	385	718	1,103
ROSEVILLE													

■ Yellow in the TOTALS column means precinct hasn't reported
 N/A indicates AV (Absentee) results are included in Elec Day results



Election Results

Fraser Public Schools Board Member Three 6-Year Terms

Official results, updated November 21, 9:24 AM

[Race List](#) | [Race Summary](#) | [Race Details](#) | [Race Details \(Printer Friendly\)](#)

POLL BOOK TOTALS	Carole E. Bannister			Gerard W. Gauthier			Linda Corbat			Mark Snay			
	AV	Elec Day	TOTAL	AV	Elec Day	TOTAL	AV	Elec Day	TOTAL	AV	Elec Day	TOTAL	
CLINTON TOWNSHIP													
16	264	102	54	156	81	46	127	93	49	142	88	48	136
17A	219	43	72	115	42	69	111	37	60	97	36	42	78
18	332	80	87	167	79	84	163	77	80	157	67	64	131
20A	119	0	5	5	1	4	5	1	7	8	1	2	3
24	263	85	73	158	81	67	148	76	53	129	71	43	114
26A	374	21	10	31	21	8	29	22	11	33	14	8	22
32	274	91	68	159	77	63	140	76	63	139	76	56	132
43	121	33	36	69	33	41	74	20	34	54	20	19	39
	1,966	455	405	860	415	382	797	402	357	759	373	282	655
FRASER													
01	353	75	139	214	51	116	167	49	133	182	36	105	141
02	596	92	237	329	87	219	306	75	212	287	45	133	178
03	752	190	259	449	160	232	392	152	218	370	118	151	269
04	483	97	178	275	93	150	243	77	148	225	53	107	160
05	162	39	56	95	29	51	80	30	54	84	23	39	62
06	656	95	245	340	88	263	351	93	248	341	59	138	197
07	267	72	84	156	61	74	135	57	69	126	51	45	96
	3,269	660	1,198	1,858	569	1,105	1,674	533	1,082	1,615	385	718	1,103
ROSEVILLE													
19	225	34	91	125	24	68	92	26	79	105	31	52	83
21	270	78	77	155	63	59	122	71	56	127	66	46	112
	495	112	168	280	87	127	214	97	135	232	97	98	195
TOTALS													
	5,730	1,227	1,771	2,998	1,071	1,614	2,685	1,032	1,574	2,606	855	1,098	1,953

■ Yellow in the TOTALS column means precinct hasn't reported
 N/A indicates AV (Absentee) results are included in Elec Day results



Election Results

Fraser Public Schools Board Member Two Partial Terms Ending 12/31/2015

Official results, updated November 21, 9:24 AM

[Race List](#) | [Race Summary](#) | [Race Details](#) | [Race Details \(Printer Friendly\)](#)

POLL BOOK TOTALS	Deborah M. Hurren			Laura Edghill			
	AV	Elec Day	TOTAL	AV	Elec Day	TOTAL	
CLINTON TOWNSHIP							
16	264	112	59	171	117	60	177
17A	219	55	65	120	54	74	128
18	332	95	90	185	94	94	188
20A	119	1	4	5	1	4	5
24	263	96	68	164	95	72	167
26A	374	24	12	36	25	13	38
32	274	106	75	181	101	83	184
43	121	31	36	67	33	39	72
	1,966	520	409	929	520	439	959
FRASER							
01	353	65	149	214	63	157	220
02	596	83	206	289	93	233	326
03	752	183	254	437	183	243	426
04	483	89	159	248	91	162	253
05	162	38	51	89	37	51	88
06	656	112	239	351	105	261	366
07	267	68	75	143	71	76	147
	3,269	638	1,133	1,771	643	1,183	1,826
ROSEVILLE							

■ Yellow in the TOTALS column means precinct hasn't reported
N/A indicates AV (Absentee) results are included in Elec Day results



Election Results

Fraser Public Schools Board Member Two Partial Terms Ending 12/31/2015

Official results, updated November 21, 9:24 AM

[Race List](#) | [Race Summary](#) | [Race Details](#) | [Race Details \(Printer Friendly\)](#)

POLL BOOK TOTALS	Deborah M. Hurren			Laura Edghill			
	AV	Elec Day	TOTAL	AV	Elec Day	TOTAL	
CLINTON TOWNSHIP							
16	264	112	59	171	117	60	177
17A	219	55	65	120	54	74	128
18	332	95	90	185	94	94	188
20A	119	1	4	5	1	4	5
24	263	96	68	164	95	72	167
26A	374	24	12	36	25	13	38
32	274	106	75	181	101	83	184
43	121	31	36	67	33	39	72
	1,966	520	409	929	520	439	959
FRASER							
01	353	65	149	214	63	157	220
02	596	83	206	289	93	233	326
03	752	183	254	437	183	243	426
04	483	89	159	248	91	162	253
05	162	38	51	89	37	51	88
06	656	112	239	351	105	261	366
07	267	68	75	143	71	76	147
	3,269	638	1,133	1,771	643	1,183	1,826
ROSEVILLE							
19	225	43	81	124	42	95	137
21	270	79	72	151	87	67	154
	495	122	153	275	129	162	291
TOTALS							
	5,730	1,280	1,695	2,975	1,292	1,784	3,076

■ Yellow in the TOTALS column means precinct hasn't reported
 N/A indicates AV (Absentee) results are included in Elec Day results



Election Results

Fraser Public Schools Board Member One Partial Term Ending 12/31/2013

Official results, updated November 21, 9:24 AM

[Race List](#) | [Race Summary](#) | [Race Details](#) | [Race Details \(Printer Friendly\)](#)

POLL BOOK TOTALS	Ron DeVillano			
	AV	Elec Day	TOTAL	
CLINTON TOWNSHIP				
16	264	120	67	187
17A	219	55	83	138
18	332	102	110	212
20A	119	1	5	6
24	263	101	86	187
26A	374	25	12	37
32	274	105	82	187
43	121	39	46	85
	1,966	548	491	1,039
FRASER				
01	353	75	172	247
02	596	102	267	369
03	752	209	283	492
04	483	104	188	292
05	162	41	66	107
06	656	119	296	415
07	267	81	87	168
	3,269	731	1,359	2,090
ROSEVILLE				

■ Yellow in the TOTALS column means precinct hasn't reported
N/A indicates AV (Absentee) results are included in Elec Day results



Election Results

Fraser Public Schools Board Member One Partial Term Ending 12/31/2013

Official results, updated November 21, 9:24 AM

[Race List](#) | [Race Summary](#) | [Race Details](#) | [Race Details \(Printer Friendly\)](#)

POLL BOOK TOTALS		Ron DeVillano		
		AV	Elec Day	TOTAL
CLINTON TOWNSHIP				
16	264	120	67	187
17A	219	55	83	138
18	332	102	110	212
20A	119	1	5	6
24	263	101	86	187
26A	374	25	12	37
32	274	105	82	187
43	121	39	46	85
	1,966	548	491	1,039
FRASER				
01	353	75	172	247
02	596	102	267	369
03	752	209	283	492
04	483	104	188	292
05	162	41	66	107
06	656	119	296	415
07	267	81	87	168
	3,269	731	1,359	2,090
ROSEVILLE				
19	225	48	104	152
21	270	89	82	171
	495	137	186	323
TOTALS				
	5,730	1,416	2,036	3,452

■ Yellow in the TOTALS column means precinct hasn't reported
N/A indicates AV (Absentee) results are included in Elec Day results



Lake Shore Public Schools

Board Member
Two 4-Year Terms

Official results, updated November 21, 9:24 AM

[Race List](#) | [Race Summary](#) | [Race Details](#) | [Race Details \(Printer Friendly\)](#)

POLL BOOK TOTALS	Mark E. Beghin			Shannon R. Harvey			
	AV	Elec Day	TOTAL	AV	Elec Day	TOTAL	
ST. CLAIR SHORES							
16	657	168	187	355	190	225	415
17	712	160	206	366	180	239	419
18	546	132	164	296	153	174	327
19	452	117	121	238	126	137	263
20	314	79	87	166	94	100	194
21	438	111	132	243	129	152	281
22A	415	83	133	216	88	140	228
23	568	131	170	301	159	206	365
24	761	273	202	475	293	190	483
	4,863	1,254	1,402	2,656	1,412	1,563	2,975
TOTALS							
	4,863	1,254	1,402	2,656	1,412	1,563	2,975

■ Yellow in the TOTALS column means precinct hasn't reported
N/A indicates AV (Absentee) results are included in Elec Day results



Lake Shore Public Schools
 Board Member
 Two 4-Year Terms

Official results, updated November 21, 9:24 AM

[Race List](#) | [Race Summary](#) | [Race Details](#) | [Race Details \(Printer Friendly\)](#)

POLL BOOK TOTALS	Mark E. Beghin			Shannon R. Harvey			
	AV	Elec Day	TOTAL	AV	Elec Day	TOTAL	
ST. CLAIR SHORES							
16	657	168	187	355	190	225	415
17	712	160	206	366	180	239	419
18	546	132	164	296	153	174	327
19	452	117	121	238	126	137	263
20	314	79	87	166	94	100	194
21	438	111	132	243	129	152	281
22A	415	83	133	216	88	140	228
23	568	131	170	301	159	206	365
24	761	273	202	475	293	190	483
	4,863	1,254	1,402	2,656	1,412	1,563	2,975
TOTALS							
	4,863	1,254	1,402	2,656	1,412	1,563	2,975

■ Yellow in the TOTALS column means precinct hasn't reported
 N/A indicates AV (Absentee) results are included in Elec Day results



Election Results

Lakeview Public Schools Board Member Three 6-Year Terms

Official results, updated November 21, 9:24 AM

[Race List](#) | [Race Summary](#) | [Race Details](#) | [Race Details \(Printer Friendly\)](#)

POLL BOOK TOTALS	Michael McCain			Phil Thomas			
	AV	Elec Day	TOTAL	AV	Elec Day	TOTAL	
ST. CLAIR SHORES							
08	579	134	164	298	129	172	301
09	380	100	83	183	101	76	177
10	625	163	176	339	164	183	347
11	332	77	94	171	73	94	167
12	775	180	215	395	172	236	408
13	975	196	239	435	216	274	490
14	233	44	87	131	42	90	132
15	634	158	190	348	159	163	322
	4,533	1,052	1,248	2,300	1,056	1,288	2,344
TOTALS							
	4,533	1,052	1,248	2,300	1,056	1,288	2,344

■ Yellow in the TOTALS column means precinct hasn't reported
 N/A indicates AV (Absentee) results are included in Elec Day results



Election Results

Lakeview Public Schools Board Member Three 6-Year Terms

Official results, updated November 21, 9:24 AM

[Race List](#) | [Race Summary](#) | [Race Details](#) | [Race Details \(Printer Friendly\)](#)

POLL BOOK TOTALS	Michael McCain			Phil Thomas			
	AV	Elec Day	TOTAL	AV	Elec Day	TOTAL	
ST. CLAIR SHORES							
08	579	134	164	298	129	172	301
09	380	100	83	183	101	76	177
10	625	163	176	339	164	183	347
11	332	77	94	171	73	94	167
12	775	180	215	395	172	236	408
13	975	196	239	435	216	274	490
14	233	44	87	131	42	90	132
15	634	158	190	348	159	163	322
	4,533	1,052	1,248	2,300	1,056	1,288	2,344
TOTALS							
	4,533	1,052	1,248	2,300	1,056	1,288	2,344

■ Yellow in the TOTALS column means precinct hasn't reported
 N/A indicates AV (Absentee) results are included in Elec Day results



Election Results

Rochester Community Schools Board Member Three 6-Year Terms

Official results, updated November 21, 9:24 AM

[Race List](#) | [Race Summary](#) | [Race Details](#) | [Race Details \(Printer Friendly\)](#)

POLL BOOK TOTALS	Beth Talbert			Jane Pierobon			Jeremy Nielson			Pat Piskulich			Tom Malysz			
	AV	Elec Day	TOTAL	AV	Elec Day	TOTAL	AV	Elec Day	TOTAL	AV	Elec Day	TOTAL	AV	Elec Day	TOTAL	
WASHINGTON TOWNSHIP																
07A	122	35	50	85	28	53	81	17	20	37	28	45	73	12	17	29
	122	35	50	85	28	53	81	17	20	37	28	45	73	12	17	29
TOTALS																
	122	35	50	85	28	53	81	17	20	37	28	45	73	12	17	29

■ Yellow in the TOTALS column means precinct hasn't reported
 N/A indicates AV (Absentee) results are included in Elec Day results



Election Results

Rochester Community Schools Board Member Three 6-Year Terms

Official results, updated November 21, 9:24 AM

[Race List](#) | [Race Summary](#) | [Race Details](#) | [Race Details \(Printer Friendly\)](#)

POLL BOOK TOTALS	Beth Talbert			Jane Pierobon			Jeremy Nielson			Pat Piskulich			Tom Malysz			
	AV	Elec Day	TOTAL	AV	Elec Day	TOTAL	AV	Elec Day	TOTAL	AV	Elec Day	TOTAL	AV	Elec Day	TOTAL	
WASHINGTON TOWNSHIP																
07A	122	35	50	85	28	53	81	17	20	37	28	45	73	12	17	29
	122	35	50	85	28	53	81	17	20	37	28	45	73	12	17	29
TOTALS																
	122	35	50	85	28	53	81	17	20	37	28	45	73	12	17	29

 Yellow in the TOTALS column means precinct hasn't reported
 N/A indicates AV (Absentee) results are included in Elec Day results



Election Results

Romeo Community Schools Board Member Two 4-Year Terms

Official results, updated November 21, 9:24 AM

[Race List](#) | [Race Summary](#) | [Race Details](#) | [Race Details \(Printer Friendly\)](#)

POLL BOOK TOTALS		Edward Sosnoski		
		AV	Elec Day	TOTAL
ADDISON TOWNSHIP				
03	157	N/A	92	92
	157	N/A	92	92
ARMADA TOWNSHIP				
01B	55	12	9	21
	55	12	9	21
BRUCE TOWNSHIP				
01	283	54	75	129
02	620	92	166	258
03	300	86	81	167
04C	236	41	84	125
	1,439	273	406	679
OAKLAND TOWNSHIP				
02	101	16	9	25
	101	16	9	25
RAY TOWNSHIP				
01A	262	N/A	128	128
	262	N/A	128	128
SHELBY TOWNSHIP				
14A	375	4	9	13

■ Yellow in the TOTALS column means precinct hasn't reported
 N/A indicates AV (Absentee) results are included in Elec Day results



Election Results

Romeo Community Schools Board Member Two 4-Year Terms

Official results, updated November 21, 9:24 AM

[Race List](#) | [Race Summary](#) | [Race Details](#) | [Race Details \(Printer Friendly\)](#)

POLL BOOK TOTALS		Edward Sosnoski		
		AV	Elec Day	TOTAL
ADDISON TOWNSHIP				
03	157	N/A	92	92
	157	N/A	92	92
ARMADA TOWNSHIP				
01B	55	12	9	21
	55	12	9	21
BRUCE TOWNSHIP				
01	283	54	75	129
02	620	92	166	258
03	300	86	81	167
04C	236	41	84	125
	1,439	273	406	679
OAKLAND TOWNSHIP				
02	101	16	9	25
	101	16	9	25
RAY TOWNSHIP				
01A	262	N/A	128	128
	262	N/A	128	128
SHELBY TOWNSHIP				
14A	375	4	9	13
17A	489	5	24	29
	864	9	33	42
WASHINGTON TOWNSHIP				
1, 5	806	154	211	365
2, 9A	801	205	213	418
03	459	95	112	207
04	265	69	89	158
6, 8	959	306	229	535
07B	108	32	14	46
	3,398	861	868	1,729
TOTALS				
	6,276	1,171	1,545	2,716

■ Yellow in the TOTALS column means precinct hasn't reported
 N/A indicates AV (Absentee) results are included in Elec Day results



Election Results

South Lake Schools Board Member Two 4-Year Terms

Official results, updated November 21, 9:24 AM

[Race List](#) | [Race Summary](#) | [Race Details](#) | [Race Details \(Printer Friendly\)](#)

POLL BOOK TOTALS	Charlotte A. Rebelein			Ellen L. Dunn			Michael R. Damiani			
	AV	Elec Day	TOTAL	AV	Elec Day	TOTAL	AV	Elec Day	TOTAL	
EASTPOINTE										
14	467	68	105	173	84	161	245	73	144	217
	467	68	105	173	84	161	245	73	144	217
ST. CLAIR SHORES										
01	828	161	165	326	218	194	412	192	146	338
02	500	89	133	222	109	140	249	79	112	191
03	494	92	118	210	95	132	227	73	94	167
04	380	76	93	169	84	109	193	63	86	149
05	551	81	172	253	80	158	238	60	136	196
06	527	119	161	280	123	149	272	101	99	200
07	354	50	139	189	66	128	194	42	65	107
	3,634	668	981	1,649	775	1,010	1,785	610	738	1,348
VILLAGE OF GROSSE POINTE SHORES										
03	36	N/A	7	7	N/A	12	12	N/A	10	10
	36	N/A	7	7	N/A	12	12	N/A	10	10
TOTALS										
	4,137	736	1,093	1,829	859	1,183	2,042	683	892	1,575

 Yellow in the TOTALS column means precinct hasn't reported
 N/A indicates AV (Absentee) results are included in Elec Day results



Election Results

South Lake Schools Board Member Two 4-Year Terms

Official results, updated November 21, 9:24 AM

[Race List](#) | [Race Summary](#) | [Race Details](#) | [Race Details \(Printer Friendly\)](#)

POLL BOOK TOTALS	Charlotte A. Rebelein			Ellen L. Dunn			Michael R. Damiani			
	AV	Elec Day	TOTAL	AV	Elec Day	TOTAL	AV	Elec Day	TOTAL	
EASTPOINTE										
14	467	68	105	173	84	161	245	73	144	217
	467	68	105	173	84	161	245	73	144	217
ST. CLAIR SHORES										
01	828	161	165	326	218	194	412	192	146	338
02	500	89	133	222	109	140	249	79	112	191
03	494	92	118	210	95	132	227	73	94	167
04	380	76	93	169	84	109	193	63	86	149
05	551	81	172	253	80	158	238	60	136	196
06	527	119	161	280	123	149	272	101	99	200
07	354	50	139	189	66	128	194	42	65	107
	3,634	668	981	1,649	775	1,010	1,785	610	738	1,348
VILLAGE OF GROSSE POINTE SHORES										
03	36	N/A	7	7	N/A	12	12	N/A	10	10
	36	N/A	7	7	N/A	12	12	N/A	10	10
TOTALS										
	4,137	736	1,093	1,829	859	1,183	2,042	683	892	1,575

 Yellow in the TOTALS column means precinct hasn't reported
 N/A indicates AV (Absentee) results are included in Elec Day results



Election Results

Macomb ISD Millage Proposal

Proposal to increase limitation on amount of taxes by 1.2 mill for 20 years for school special education operations.

Official results, updated November 21, 9:24 AM

[Race List](#) | [Race Summary](#) | [Race Details](#) | [Race Details \(Printer Friendly\)](#)

POLL BOOK TOTALS	YES			NO			
	AV	Elec Day	TOTAL	AV	Elec Day	TOTAL	
ADDISON TOWNSHIP							
03	157	N/A	58	58	N/A	98	98
	157	N/A	58	58	N/A	98	98
ARMADA TOWNSHIP							
01	563	69	153	222	189	150	339
02	354	30	102	132	86	136	222
	917	99	255	354	275	286	561
BERLIN TOWNSHIP							
01B	155	N/A	34	34	N/A	32	32
	155	N/A	34	34	N/A	32	32
BRUCE TOWNSHIP							
01	283	39	97	136	71	73	144
02	620	56	177	233	168	216	384
03	300	51	76	127	92	80	172
04	243	14	74	88	59	94	153
	1,446	160	424	584	390	463	853
CENTER LINE CITY							
01	310	40	80	120	85	98	183
02	207	60	61	121	37	46	83
03	245	38	82	120	50	70	120

■ Yellow in the TOTALS column means precinct hasn't reported
 N/A indicates AV (Absentee) results are included in Elec Day results



Election Results

Macomb ISD Millage Proposal

Proposal to increase limitation on amount of taxes by 1.2 mill for 20 years for school special education operations.

Official results, updated November 21, 9:24 AM

[Race List](#) | [Race Summary](#) | [Race Details](#) | [Race Details \(Printer Friendly\)](#)

	POLL BOOK TOTALS	YES			NO		
		AV	Elec Day	TOTAL	AV	Elec Day	TOTAL
ADDISON TOWNSHIP							
03	157	N/A	58	58	N/A	98	98
	157	N/A	58	58	N/A	98	98
ARMADA TOWNSHIP							
01	563	69	153	222	189	150	339
02	354	30	102	132	86	136	222
	917	99	255	354	275	286	561
BERLIN TOWNSHIP							
01B	155	N/A	34	34	N/A	32	32
	155	N/A	34	34	N/A	32	32
BRUCE TOWNSHIP							
01	283	39	97	136	71	73	144
02	620	56	177	233	168	216	384
03	300	51	76	127	92	80	172
04	243	14	74	88	59	94	153
	1,446	160	424	584	390	463	853
CENTER LINE CITY							
01	310	40	80	120	85	98	183
02	207	60	61	121	37	46	83
03	245	38	82	120	50	70	120
04	178	14	70	84	36	56	92
05	173	55	75	130	18	19	37
	1,113	207	368	575	226	289	515
CHESTERFIELD TOWNSHIP							
01	358	N/A	174	174	N/A	184	184
2, 10	830	N/A	305	305	N/A	523	523
03	414	N/A	208	208	N/A	206	206
4, 12	301	N/A	136	136	N/A	165	165
05	306	N/A	146	146	N/A	160	160
06	298	N/A	165	165	N/A	133	133
7, 14	595	N/A	306	306	N/A	289	289
08	326	N/A	137	137	N/A	189	189
09	248	N/A	118	118	N/A	130	130
11, 16	306	N/A	149	149	N/A	156	156
13, 18	546	N/A	339	339	N/A	207	207

15	41	N/A	31	31	N/A	10	10
17	95	N/A	49	49	N/A	46	46
19	170	N/A	66	66	N/A	104	104
20	269	N/A	143	143	N/A	125	125
21, 22	106	N/A	56	56	N/A	50	50
	5,209	N/A	2,528	2,528	N/A	2,677	2,677

CLINTON TOWNSHIP

01	338	85	93	178	118	42	160
02	107	21	18	39	43	25	68
03	168	28	69	97	39	31	70
04	141	58	27	85	44	10	54
05	102	19	53	72	15	15	30
06	249	61	59	120	77	52	129
07	188	34	51	85	60	42	102
08	203	44	55	99	51	53	104
09	142	25	40	65	41	36	77
10	497	109	120	229	175	92	267
11	185	44	44	88	44	52	96
12	128	20	34	54	39	35	74
13	159	20	56	76	37	46	83
14	125	25	44	69	33	21	54
15	202	54	51	105	50	47	97
16	264	64	62	126	84	36	120
17	219	33	87	120	45	50	95
18	332	52	79	131	97	99	196
19	348	59	76	135	132	81	213
20	119	21	26	47	41	30	71
21	160	69	32	101	46	12	58
22	205	82	53	135	46	24	70
23	449	103	117	220	136	91	227
24	263	47	66	113	84	58	142
25	198	51	48	99	66	32	98
26	374	82	67	149	129	93	222
27	327	56	76	132	133	62	195
28	33	13	10	23	6	4	10
29	494	77	172	249	129	116	245
30	254	54	101	155	62	36	98
31	219	41	111	152	42	25	67
32	274	41	61	102	104	59	163
33	345	74	94	168	106	70	176
34	56	13	28	41	9	6	15
35	630	187	106	293	246	88	334
36	284	69	89	158	83	43	126
37	493	113	123	236	174	82	256
38	290	23	107	130	72	88	160
39	302	74	54	128	118	55	173
40	327	61	101	162	86	79	165
41	312	71	100	171	88	53	141
42							

	244	100	59	159	59	23	82
43	121	11	32	43	44	30	74
44	503	104	119	223	201	74	275
45	336	61	115	176	96	64	160
46	445	140	47	187	222	36	258
	12,154	2,693	3,232	5,925	3,852	2,298	6,150

COLUMBUS TOWNSHIP

01	393	N/A	153	153	N/A	238	238
	393	N/A	153	153	N/A	238	238

EASTPOINTE

01	240	16	92	108	28	91	119
02	311	57	110	167	30	95	125
03	380	39	157	196	59	106	165
04	392	37	151	188	63	122	185
05	311	33	136	169	39	93	132
07	319	34	143	177	44	80	124
08	247	28	89	117	47	76	123
09	324	38	131	169	38	105	143
10	365	51	144	195	62	100	162
11	280	30	114	144	50	72	122
12	329	38	110	148	67	103	170
13	325	44	110	154	64	87	151
14	467	53	197	250	101	91	192
	4,290	498	1,684	2,182	692	1,221	1,913

FRASER

01	353	39	123	162	58	123	181
02	596	59	203	262	89	198	287
03	752	129	262	391	140	167	307
04	483	72	192	264	68	119	187
05	162	28	56	84	26	40	66
06	656	63	213	276	109	240	349
07	267	41	76	117	79	55	134
	3,269	431	1,125	1,556	569	942	1,511

HARRISON TOWNSHIP

01	379	70	138	208	87	81	168
02	369	80	102	182	103	79	182
03	274	31	61	92	85	94	179
04	525	96	131	227	141	151	292
05	503	61	92	153	188	161	349
06	469	87	135	222	114	132	246
07	639	72	183	255	199	179	378
08	236	50	56	106	79	48	127
09	467	79	78	157	178	130	308
10	333	52	94	146	87	99	186
	4,194	678	1,070	1,748	1,261	1,154	2,415

LENOX TOWNSHIP

1, 2	483	N/A	173	173	N/A	310	310
3, 4	243	N/A	162	162	N/A	81	81
	726	N/A	335	335	N/A	391	391

MACOMB TOWNSHIP							
3, 17	611	41	343	384	69	158	227
4, 6, 7	947	134	356	490	210	247	457
14, 19, 21C	781	93	285	378	194	209	403
15, 25	602	87	233	320	148	134	282
18, 20, 29	733	59	361	420	113	199	312
10, 12, 30	785	83	313	396	164	225	389
26, 28	435	24	206	230	70	135	205
33, 34, 35	585	63	257	320	102	163	265
2, 11L, 31	808	73	338	411	167	230	397
9, 11N, 24	639	90	182	272	188	178	366
1, 16, 32	934	79	455	534	89	311	400
5, 8, 13, 21U	956	106	401	507	165	283	448
22, 23, 27	1,016	168	292	460	304	251	555
	9,832	1,100	4,022	5,122	1,983	2,723	4,706
MOUNT CLEMENS							
01	224	38	83	121	44	34	78
02	503	47	202	249	56	175	231
03	257	33	95	128	42	83	125
4, 8	402	41	142	183	77	123	200
05	213	73	55	128	33	22	55
06	257	28	78	106	40	86	126
09	525	66	156	222	142	138	280
	2,381	326	811	1,137	434	661	1,095
NEW BALTIMORE							
1, 2	646	64	242	306	109	167	276
03	575	49	243	292	74	163	237
04	401	51	152	203	72	83	155
05	501	27	201	228	77	164	241
	2,123	191	838	1,029	332	577	909
OAKLAND TOWNSHIP							
02	101	8	7	15	27	21	48
	101	8	7	15	27	21	48
RAY TOWNSHIP							
01	355	N/A	80	80	N/A	271	271
02	266	N/A	73	73	N/A	191	191
	621	N/A	153	153	N/A	462	462
RICHMOND TOWNSHIP							
01	244	N/A	107	107	N/A	137	137
02	164	N/A	70	70	N/A	92	92
	408	N/A	177	177	N/A	229	229
RICHMOND CITY							
1, 2	962	N/A	468	468	N/A	453	453

	962	N/A	468	468	N/A	453	453
ROSEVILLE							
01	151	24	58	82	31	37	68
02	218	42	78	120	44	48	92
03	314	72	119	191	62	50	112
04	272	50	106	156	56	55	111
05	383	80	135	215	72	89	161
06	280	31	128	159	46	67	113
07	161	17	64	81	30	46	76
08	280	37	103	140	65	73	138
09	317	43	100	143	95	70	165
10	173	33	63	96	34	40	74
11	191	31	56	87	59	34	93
12	206	30	75	105	50	44	94
13	192	21	87	108	39	45	84
14	304	46	100	146	69	79	148
15	415	100	136	236	95	72	167
16	489	73	177	250	101	116	217
17	279	44	114	158	39	80	119
18	349	52	131	183	73	85	158
19	225	23	81	104	40	75	115
20	297	42	102	144	71	79	150
21	270	59	85	144	74	45	119
	5,766	950	2,098	3,048	1,245	1,329	2,574
SHELBY TOWNSHIP							
1, 5	1,085	157	281	438	320	324	644
2, 4	875	118	225	343	254	276	530
3, 9	368	45	110	155	76	137	213
6, 21	208	31	68	99	48	60	108
7, 22	1,176	167	269	436	416	323	739
8, 11	537	67	148	215	163	158	321
10, 25	780	150	227	377	195	207	402
12	415	53	107	160	116	138	254
13, 19	568	67	164	231	175	160	335
14	375	35	120	155	99	120	219
15	267	24	89	113	63	91	154
16, 18	844	158	189	347	268	227	495
17	489	57	191	248	91	149	240
20	164	48	38	86	43	35	78
23, 24	1,224	193	297	490	394	340	734
26, 28	1,022	250	133	383	485	149	634
27	383	91	123	214	75	92	167
29	247	16	123	139	26	82	108
	11,027	1,727	2,902	4,629	3,307	3,068	6,375
ST. CLAIR SHORES							
01	828	169	184	353	252	176	428
02	500	88	158	246	103	128	231
03	494	73	136	209	129	123	252
04	380	62	106	168	93	101	194

05	551	58	181	239	103	177	280
06	527	105	161	266	117	114	231
07	354	48	123	171	71	90	161
08	579	89	191	280	137	133	270
09	380	74	88	162	107	78	185
10	625	108	197	305	162	122	284
11	332	51	109	160	95	60	155
12	775	96	228	324	193	209	402
13	975	130	239	369	291	266	557
14	233	24	98	122	53	52	105
15	634	103	187	290	164	141	305
16	657	118	205	323	166	140	306
17	712	92	233	325	186	161	347
18	546	88	149	237	141	141	282
19	452	73	119	192	121	112	233
20	314	63	89	152	82	65	147
21	438	69	124	193	109	111	220
22	415	67	133	200	77	116	193
23	568	85	162	247	146	147	293
24	761	163	182	345	230	113	343
	13,030	2,096	3,782	5,878	3,328	3,076	6,404

STERLING HEIGHTS

01	363	50	110	160	78	91	169
02	504	53	133	186	110	165	275
03	485	92	122	214	116	109	225
04	696	77	262	339	155	169	324
05	593	87	157	244	167	122	289
6, 10	1,092	139	280	419	289	288	577
8, 46	573	60	153	213	166	154	320
9, 15	789	93	209	302	209	215	424
11	650	82	178	260	163	176	339
12	426	51	130	181	83	132	215
13, 21	485	84	154	238	116	96	212
14	185	34	48	82	48	49	97
16, 17	620	80	160	240	157	177	334
18, 19	741	90	174	264	179	240	419
20	593	96	160	256	146	145	291
22, 29	605	69	185	254	115	197	312
23, 28	801	99	264	363	178	206	384
24	321	35	115	150	67	94	161
25	382	43	104	147	75	126	201
26, 27	824	86	250	336	152	275	427
30	505	58	177	235	91	157	248
31, 41	1,117	109	406	515	221	335	556
32, 33	1,163	116	391	507	254	352	606
34	505	63	174	237	93	142	235
35	279	32	120	152	38	75	113
36, 37	527	77	154	231	103	151	254

38, 50	1,492	208	379	587	359	445	804
39	221	21	82	103	14	90	104
40, 43	1,118	152	397	549	250	266	516
42, 48	505	129	136	265	126	80	206
44, 49	709	109	196	305	156	202	358
45	343	39	112	151	69	97	166
47	195	28	64	92	32	62	94
51, 52	925	129	211	340	252	252	504
	21,332	2,770	6,347	9,117	4,827	5,932	10,759

TROY

24, 25	773	137	178	315	223	235	458
	773	137	178	315	223	235	458

UTICA

01	130	N/A	67	67	N/A	56	56
02	392	N/A	135	135	N/A	229	229
03	231	N/A	136	136	N/A	75	75
	753	N/A	338	338	N/A	360	360

VILLAGE OF GROSSE POINTE SHORES

03	36	N/A	20	20	N/A	12	12
	36	N/A	20	20	N/A	12	12

WARREN

01	244	23	108	131	31	64	95
02	199	23	96	119	33	37	70
03	444	43	197	240	60	130	190
04	410	33	181	214	55	118	173
05	274	34	133	167	35	58	93
06	470	35	163	198	106	139	245
07	197	16	81	97	27	66	93
08	85	8	33	41	20	18	38
09	167	8	67	75	27	54	81
10	218	18	111	129	15	60	75
11	199	12	80	92	36	60	96
12	151	9	68	77	21	48	69
13	231	14	83	97	35	80	115
14	342	29	140	169	59	98	157
15	201	14	71	85	29	68	97
16	162	18	60	78	29	44	73
17	288	34	83	117	59	87	146
18	99	9	48	57	9	28	37
19	387	31	147	178	62	124	186
20	603	76	171	247	148	170	318
21	46	3	17	20	12	11	23
22	600	71	214	285	103	173	276
23	580	108	181	289	110	133	243
24	211	40	74	114	31	54	85
25	316	26	117	143	59	98	157
26	140	15	63	78	12	39	51
27	626	91	178	269	185	141	326
28	327	50	98	148	82	79	161

29	367	58	109	167	77	96	173
30	260	28	94	122	55	65	120
31	695	113	226	339	162	148	310
32	631	83	214	297	151	144	295
33	720	109	196	305	183	196	379
34	296	24	90	114	57	94	151
35	585	82	181	263	142	130	272
36	304	27	117	144	50	94	144
37	572	78	149	227	152	154	306
38	221	14	71	85	42	76	118
39	85	11	46	57	8	15	23
40	320	36	89	125	58	107	165
41	405	46	126	172	92	122	214
42	367	66	100	166	87	91	178
43	376	62	117	179	74	98	172
44	432	72	128	200	105	84	189
45	418	72	116	188	90	108	198
46	390	61	126	187	82	100	182
47	395	36	111	147	118	107	225
48	651	78	182	260	172	170	342
49	763	113	211	324	194	195	389
50	547	85	188	273	108	140	248
51	868	156	215	371	249	182	431
52	497	59	173	232	103	132	235
53	668	97	219	316	148	156	304
54	624	125	177	302	126	146	272
55	592	55	229	284	101	176	277
56	309	50	75	125	64	104	168
57	591	68	225	293	73	183	256
58	825	113	253	366	178	238	416
	22,991	2,968	7,616	10,584	4,791	6,130	10,921
WASHINGTON TOWNSHIP							
1, 5	806	76	244	320	204	279	483
2, 9	1,078	143	345	488	273	311	584
03	459	46	119	165	161	128	289
04	265	42	109	151	53	51	104
6, 8	959	156	217	373	348	231	579
07	199	35	39	74	68	56	124
	3,766	498	1,073	1,571	1,107	1,056	2,163
TOTALS							
	129,925	17,537	42,096	59,633	28,869	36,413	65,282

■ Yellow in the TOTALS column means precinct hasn't reported
N/A indicates AV (Absentee) results are included in Elec Day results



Election Results

Eastpointe Charter Amendment

Proposal to require no person hold office of Mayor or Council member who is in default to the City.

Official results, updated November 21, 9:24 AM

[Race List](#) | [Race Summary](#) | [Race Details](#) | [Race Details \(Printer Friendly\)](#)

	POLL BOOK TOTALS	YES			NO		
		AV	Elec Day	TOTAL	AV	Elec Day	TOTAL
EASTPOINTE							
01	240	36	148	184	9	38	47
02	311	60	155	215	27	54	81
03	380	82	216	298	21	51	72
04	392	85	230	315	19	46	65
05	311	61	192	253	10	43	53
07	319	73	180	253	4	46	50
08	247	60	131	191	13	32	45
09	324	59	187	246	23	44	67
10	365	95	188	283	16	51	67
11	280	76	147	223	11	37	48
12	329	88	172	260	17	43	60
13	325	99	151	250	11	49	60
14	467	140	247	387	17	48	65
	4,290	1,014	2,344	3,358	198	582	780
TOTALS							
	4,290	1,014	2,344	3,358	198	582	780

■ Yellow in the TOTALS column means precinct hasn't reported
 N/A indicates AV (Absentee) results are included in Elec Day results



Election Results

Eastpointe Charter Amendment

Proposal to require no person hold office of Mayor or Council member who is in default to the City.

Official results, updated November 21, 9:24 AM

[Race List](#) | [Race Summary](#) | [Race Details](#) | [Race Details \(Printer Friendly\)](#)

	POLL BOOK TOTALS	YES			NO		
		AV	Elec Day	TOTAL	AV	Elec Day	TOTAL
EASTPOINTE							
01	240	36	148	184	9	38	47
02	311	60	155	215	27	54	81
03	380	82	216	298	21	51	72
04	392	85	230	315	19	46	65
05	311	61	192	253	10	43	53
07	319	73	180	253	4	46	50
08	247	60	131	191	13	32	45
09	324	59	187	246	23	44	67
10	365	95	188	283	16	51	67
11	280	76	147	223	11	37	48
12	329	88	172	260	17	43	60
13	325	99	151	250	11	49	60
14	467	140	247	387	17	48	65
	4,290	1,014	2,344	3,358	198	582	780
TOTALS							
	4,290	1,014	2,344	3,358	198	582	780

■ Yellow in the TOTALS column means precinct hasn't reported
 N/A indicates AV (Absentee) results are included in Elec Day results



Election Results

Recreational Authority of Eastpointe Millage Proposal

Proposal to increase limitation on taxes by 1 mill for 20 years for maintaining recreational facilities, services and programs. (Proposal becomes effective only if approved by the voters of both Roseville and Eastpointe.)

Official results, updated November 21, 9:24 AM

[Race List](#) | [Race Summary](#) | [Race Details](#) | [Race Details \(Printer Friendly\)](#)

POLL BOOK TOTALS	YES			NO			
	AV	Elec Day	TOTAL	AV	Elec Day	TOTAL	
EASTPOINTE							
01	240	26	104	130	22	86	108
02	311	59	141	200	27	75	102
03	380	52	186	238	50	85	135
04	392	50	178	228	56	103	159
05	311	37	151	188	34	84	118
07	319	48	174	222	31	59	90
08	247	39	100	139	38	67	105
09	324	49	170	219	33	67	100
10	365	57	155	212	58	86	144
11	280	46	122	168	43	66	109
12	329	48	135	183	59	84	143
13	325	66	128	194	49	76	125
14	467	72	214	286	86	79	165
	4,290	649	1,958	2,607	586	1,017	1,603
TOTALS							
	4,290	649	1,958	2,607	586	1,017	1,603

■ Yellow in the TOTALS column means precinct hasn't reported
 N/A indicates AV (Absentee) results are included in Elec Day results



Election Results

Recreational Authority of Eastpointe Millage Proposal

Proposal to increase limitation on taxes by 1 mill for 20 years for maintaining recreational facilities, services and programs. (Proposal becomes effective only if approved by the voters of both Roseville and Eastpointe.)

Official results, updated November 21, 9:24 AM

[Race List](#) | [Race Summary](#) | [Race Details](#) | [Race Details \(Printer Friendly\)](#)

POLL BOOK TOTALS	YES			NO			
	AV	Elec Day	TOTAL	AV	Elec Day	TOTAL	
EASTPOINTE							
01	240	26	104	130	22	86	108
02	311	59	141	200	27	75	102
03	380	52	186	238	50	85	135
04	392	50	178	228	56	103	159
05	311	37	151	188	34	84	118
07	319	48	174	222	31	59	90
08	247	39	100	139	38	67	105
09	324	49	170	219	33	67	100
10	365	57	155	212	58	86	144
11	280	46	122	168	43	66	109
12	329	48	135	183	59	84	143
13	325	66	128	194	49	76	125
14	467	72	214	286	86	79	165
	4,290	649	1,958	2,607	586	1,017	1,603
TOTALS							
	4,290	649	1,958	2,607	586	1,017	1,603

 Yellow in the TOTALS column means precinct hasn't reported
 N/A indicates AV (Absentee) results are included in Elec Day results



Election Results

Recreational Authority of Roseville Millage Proposal

Proposal to increase limitation on taxes by 1 mill for 20 years for maintaining recreational facilities, services and programs. (Proposal becomes effective only if approved by the voters of both Roseville and Eastpointe.)

Official results, updated November 21, 9:24 AM

[Race List](#) | [Race Summary](#) | [Race Details](#) | [Race Details \(Printer Friendly\)](#)

POLL BOOK TOTALS	YES			NO			
	AV	Elec Day	TOTAL	AV	Elec Day	TOTAL	
ROSEVILLE							
01	151	19	58	77	35	37	72
02	218	40	88	128	50	38	88
03	314	83	120	203	55	50	105
04	272	63	114	177	42	49	91
05	383	98	152	250	55	73	128
06	280	38	151	189	38	51	89
07	161	21	69	90	26	41	67
08	280	45	113	158	57	63	120
09	317	47	117	164	93	57	150
10	173	29	65	94	38	39	77
11	191	33	59	92	62	33	95
12	206	33	81	114	48	39	87
13	192	23	94	117	37	37	74
14	304	51	112	163	67	70	137
15	415	101	134	235	98	77	175
16	489	82	182	264	102	114	216
17	279	50	117	167	34	77	111
18	349	53	142	195	74	74	148
19	225	31	91	122	34	67	101

■ Yellow in the TOTALS column means precinct hasn't reported
N/A indicates AV (Absentee) results are included in Elec Day results



Election Results

Recreational Authority of Roseville Millage Proposal

Proposal to increase limitation on taxes by 1 mill for 20 years for maintaining recreational facilities, services and programs. (Proposal becomes effective only if approved by the voters of both Roseville and Eastpointe.)

Official results, updated November 21, 9:24 AM

[Race List](#) | [Race Summary](#) | [Race Details](#) | [Race Details \(Printer Friendly\)](#)

POLL BOOK TOTALS	YES			NO			
	AV	Elec Day	TOTAL	AV	Elec Day	TOTAL	
ROSEVILLE							
01	151	19	58	77	35	37	72
02	218	40	88	128	50	38	88
03	314	83	120	203	55	50	105
04	272	63	114	177	42	49	91
05	383	98	152	250	55	73	128
06	280	38	151	189	38	51	89
07	161	21	69	90	26	41	67
08	280	45	113	158	57	63	120
09	317	47	117	164	93	57	150
10	173	29	65	94	38	39	77
11	191	33	59	92	62	33	95
12	206	33	81	114	48	39	87
13	192	23	94	117	37	37	74
14	304	51	112	163	67	70	137
15	415	101	134	235	98	77	175
16	489	82	182	264	102	114	216
17	279	50	117	167	34	77	111
18	349	53	142	195	74	74	148
19	225	31	91	122	34	67	101
20	297	47	108	155	67	75	142
21	270	63	83	146	72	49	121
	5,766	1,050	2,250	3,300	1,184	1,210	2,394
TOTALS							
	5,766	1,050	2,250	3,300	1,184	1,210	2,394

■ Yellow in the TOTALS column means precinct hasn't reported
 N/A indicates AV (Absentee) results are included in Elec Day results



Election Results

Mount Clemens Millage Proposal

Proposal to increase maximum annual millage from 15 mills to 20 mills for general municipal purposes.

Official results, updated November 21, 9:24 AM

[Race List](#) | [Race Summary](#) | [Race Details](#) | [Race Details \(Printer Friendly\)](#)

	POLL BOOK TOTALS	YES			NO		
		AV	Elec Day	TOTAL	AV	Elec Day	TOTAL
MOUNT CLEMENS							
01	224	29	65	94	55	63	118
02	503	50	185	235	60	201	261
03	257	31	88	119	45	91	136
4, 8	402	40	128	168	82	144	226
05	213	70	50	120	41	32	73
06	257	24	69	93	51	102	153
09	525	64	128	192	145	177	322
	2,381	308	713	1,021	479	810	1,289
TOTALS							
	2,381	308	713	1,021	479	810	1,289

■ Yellow in the TOTALS column means precinct hasn't reported
 N/A indicates AV (Absentee) results are included in Elec Day results



Election Results

Mount Clemens Millage Proposal

Proposal to increase maximum annual millage from 15 mills to 20 mills for general municipal purposes.

Official results, updated November 21, 9:24 AM

[Race List](#) | [Race Summary](#) | [Race Details](#) | [Race Details \(Printer Friendly\)](#)

	POLL BOOK TOTALS	YES			NO		
		AV	Elec Day	TOTAL	AV	Elec Day	TOTAL
MOUNT CLEMENS							
01	224	29	65	94	55	63	118
02	503	50	185	235	60	201	261
03	257	31	88	119	45	91	136
4, 8	402	40	128	168	82	144	226
05	213	70	50	120	41	32	73
06	257	24	69	93	51	102	153
09	525	64	128	192	145	177	322
	2,381	308	713	1,021	479	810	1,289
TOTALS							
	2,381	308	713	1,021	479	810	1,289

■ Yellow in the TOTALS column means precinct hasn't reported
N/A indicates AV (Absentee) results are included in Elec Day results



Election Results

Warren Millage Proposal

Proposal to levy 2.1 mills each year for five years for repairing and replacing local streets.

Official results, updated November 21, 9:24 AM

[Race List](#) | [Race Summary](#) | [Race Details](#) | [Race Details \(Printer Friendly\)](#)

	POLL BOOK TOTALS	YES			NO		
		AV	Elec Day	TOTAL	AV	Elec Day	TOTAL
WARREN							
01	244	29	116	145	26	65	91
02	199	34	95	129	25	40	65
03	444	57	184	241	46	142	188
04	410	43	174	217	48	128	176
05	274	43	123	166	30	66	96
06	470	62	174	236	86	137	223
07	197	15	81	96	27	69	96
08	85	12	31	43	18	21	39
09	167	12	58	70	23	65	88
10	218	21	107	128	13	67	80
11	199	21	71	92	30	65	95
12	151	18	76	94	12	41	53
13	231	21	89	110	28	83	111
14	342	37	112	149	52	129	181
15	201	15	78	93	31	71	102
16	162	14	58	72	34	51	85
17	288	48	94	142	49	90	139
18	99	14	50	64	4	28	32
19	387	51	147	198	42	131	173

■ Yellow in the TOTALS column means precinct hasn't reported
 N/A indicates AV (Absentee) results are included in Elec Day results



Election Results

Warren Millage Proposal

Proposal to levy 2.1 mills each year for five years for repairing and replacing local streets.

Official results, updated November 21, 9:24 AM

[Race List](#) | [Race Summary](#) | [Race Details](#) | [Race Details \(Printer Friendly\)](#)

	POLL BOOK TOTALS	YES			NO		
		AV	Elec Day	TOTAL	AV	Elec Day	TOTAL
WARREN							
01	244	29	116	145	26	65	91
02	199	34	95	129	25	40	65
03	444	57	184	241	46	142	188
04	410	43	174	217	48	128	176
05	274	43	123	166	30	66	96
06	470	62	174	236	86	137	223
07	197	15	81	96	27	69	96
08	85	12	31	43	18	21	39
09	167	12	58	70	23	65	88
10	218	21	107	128	13	67	80
11	199	21	71	92	30	65	95
12	151	18	76	94	12	41	53
13	231	21	89	110	28	83	111
14	342	37	112	149	52	129	181
15	201	15	78	93	31	71	102
16	162	14	58	72	34	51	85
17	288	48	94	142	49	90	139
18	99	14	50	64	4	28	32
19	387	51	147	198	42	131	173
20	603	125	187	312	105	161	266
21	46	3	15	18	13	13	26
22	600	112	216	328	67	174	241
23	580	142	183	325	83	144	227
24	211	35	77	112	35	54	89
25	316	41	110	151	47	104	151
26	140	20	56	76	10	45	55
27	626	133	158	291	152	163	315
28	327	73	99	172	62	83	145
29	367	93	131	224	51	81	132
30	260	49	81	130	38	83	121
31	695	183	222	405	102	151	253
32	631	137	221	358	102	147	249
33	720	180	213	393	124	192	316
34	296	46	102	148	45	89	134

35	585	131	195	326	111	122	233
36	304	41	104	145	41	106	147
37	572	132	165	297	102	144	246
38	221	28	78	106	31	75	106
39	85	11	50	61	9	12	21
40	320	58	113	171	42	92	134
41	405	85	140	225	55	110	165
42	367	91	112	203	71	83	154
43	376	92	144	236	47	77	124
44	432	108	122	230	82	96	178
45	418	104	145	249	65	89	154
46	390	92	131	223	56	104	160
47	395	86	134	220	73	94	167
48	651	152	219	371	117	141	258
49	763	194	231	425	125	190	315
50	547	113	204	317	88	126	214
51	868	232	229	461	200	174	374
52	497	84	176	260	83	132	215
53	668	150	230	380	101	156	257
54	624	146	186	332	113	151	264
55	592	85	236	321	73	175	248
56	309	76	98	174	37	83	120
57	591	121	340	461	34	81	115
58	825	155	243	398	144	253	397
	22,991	4,506	8,014	12,520	3,560	6,039	9,599
TOTALS							
	22,991	4,506	8,014	12,520	3,560	6,039	9,599

Yellow in the TOTALS column means precinct hasn't reported
N/A indicates AV (Absentee) results are included in Elec Day results



Election Results

Harrison Township Millage Renewal

Proposal for one-year renewal of the 6.6700 millage rate of 2011 for police, fire and general operations.

Official results, updated November 21, 9:24 AM

[Race List](#) | [Race Summary](#) | [Race Details](#) | [Race Details \(Printer Friendly\)](#)

	POLL BOOK TOTALS	YES			NO		
		AV	Elec Day	TOTAL	AV	Elec Day	TOTAL
HARRISON TOWNSHIP							
01	379	133	174	307	25	45	70
02	369	136	148	284	47	35	82
03	274	89	98	187	29	58	87
04	525	176	191	367	63	90	153
05	503	171	171	342	77	81	158
06	469	171	206	377	30	62	92
07	639	180	266	446	92	97	189
08	236	106	79	185	26	24	50
09	467	186	115	301	71	94	165
10	333	95	135	230	43	57	100
	4,194	1,443	1,583	3,026	503	643	1,146
TOTALS							
	4,194	1,443	1,583	3,026	503	643	1,146

■ Yellow in the TOTALS column means precinct hasn't reported
 N/A indicates AV (Absentee) results are included in Elec Day results



Election Results

Harrison Township Millage Renewal

Proposal for one-year renewal of the 6.6700 millage rate of 2011 for police, fire and general operations.

Official results, updated November 21, 9:24 AM

[Race List](#) | [Race Summary](#) | [Race Details](#) | [Race Details \(Printer Friendly\)](#)

	POLL BOOK TOTALS	YES			NO		
		AV	Elec Day	TOTAL	AV	Elec Day	TOTAL
HARRISON TOWNSHIP							
01	379	133	174	307	25	45	70
02	369	136	148	284	47	35	82
03	274	89	98	187	29	58	87
04	525	176	191	367	63	90	153
05	503	171	171	342	77	81	158
06	469	171	206	377	30	62	92
07	639	180	266	446	92	97	189
08	236	106	79	185	26	24	50
09	467	186	115	301	71	94	165
10	333	95	135	230	43	57	100
	4,194	1,443	1,583	3,026	503	643	1,146
TOTALS							
	4,194	1,443	1,583	3,026	503	643	1,146

■ Yellow in the TOTALS column means precinct hasn't reported
 N/A indicates AV (Absentee) results are included in Elec Day results



Election Results

Almont Community Schools Millage Renewal Proposal to renew 18 mill levy for operating and maintaining the school system.

Official results, updated November 21, 9:24 AM

[Race List](#) | [Race Summary](#) | [Race Details](#) | [Race Details \(Printer Friendly\)](#)

POLL BOOK TOTALS	YES			NO			
	AV	Elec Day	TOTAL	AV	Elec Day	TOTAL	
BRUCE TOWNSHIP							
04A	85	27	30	57	8	20	28
	85	27	30	57	8	20	28
TOTALS							
	85	27	30	57	8	20	28

■ Yellow in the TOTALS column means precinct hasn't reported
N/A indicates AV (Absentee) results are included in Elec Day results



Election Results

Almont Community Schools Millage Renewal Proposal to renew 18 mill levy for operating and maintaining the school system.

Official results, updated November 21, 9:24 AM

[Race List](#) | [Race Summary](#) | [Race Details](#) | [Race Details \(Printer Friendly\)](#)

	POLL BOOK TOTALS	YES			NO		
		AV	Elec Day	TOTAL	AV	Elec Day	TOTAL
BRUCE TOWNSHIP							
04A	85	27	30	57	8	20	28
	85	27	30	57	8	20	28
TOTALS							
	85	27	30	57	8	20	28

■ Yellow in the TOTALS column means precinct hasn't reported
 N/A indicates AV (Absentee) results are included in Elec Day results



Election Results

Romeo Community Schools Millage Renewal Proposal to renew 1.25 mills for four years to create a building and site sinking fund.

Official results, updated November 21, 9:24 AM

[Race List](#) | [Race Summary](#) | [Race Details](#) | [Race Details \(Printer Friendly\)](#)

	POLL BOOK TOTALS	YES			NO		
		AV	Elec Day	TOTAL	AV	Elec Day	TOTAL
ADDISON TOWNSHIP							
03	157	N/A	86	86	N/A	69	69
	157	N/A	86	86	N/A	69	69
ARMADA TOWNSHIP							
01B	55	7	12	19	14	21	35
	55	7	12	19	14	21	35
BRUCE TOWNSHIP							
01	283	51	108	159	59	62	121
02	620	97	230	327	128	163	291
03	300	77	94	171	67	62	129
04C	236	26	98	124	46	65	111
	1,439	251	530	781	300	352	652
OAKLAND TOWNSHIP							
02	101	18	8	26	18	20	38
	101	18	8	26	18	20	38
RAY TOWNSHIP							
01A	262	N/A	119	119	N/A	138	138
	262	N/A	119	119	N/A	138	138
SHELBY TOWNSHIP							
14A	375	6	8	14	1	7	8

■ Yellow in the TOTALS column means precinct hasn't reported
 N/A indicates AV (Absentee) results are included in Elec Day results



Election Results

Romeo Community Schools Millage Renewal Proposal to renew 1.25 mills for four years to create a building and site sinking fund.

Official results, updated November 21, 9:24 AM

[Race List](#) | [Race Summary](#) | [Race Details](#) | [Race Details \(Printer Friendly\)](#)

	POLL BOOK TOTALS	YES			NO		
		AV	Elec Day	TOTAL	AV	Elec Day	TOTAL
ADDISON TOWNSHIP							
03	157	N/A	86	86	N/A	69	69
	157	N/A	86	86	N/A	69	69
ARMADA TOWNSHIP							
01B	55	7	12	19	14	21	35
	55	7	12	19	14	21	35
BRUCE TOWNSHIP							
01	283	51	108	159	59	62	121
02	620	97	230	327	128	163	291
03	300	77	94	171	67	62	129
04C	236	26	98	124	46	65	111
	1,439	251	530	781	300	352	652
OAKLAND TOWNSHIP							
02	101	18	8	26	18	20	38
	101	18	8	26	18	20	38
RAY TOWNSHIP							
01A	262	N/A	119	119	N/A	138	138
	262	N/A	119	119	N/A	138	138
SHELBY TOWNSHIP							
14A	375	6	8	14	1	7	8
17A	489	3	24	27	6	18	24
	864	9	32	41	7	25	32
WASHINGTON TOWNSHIP							
1, 5	806	141	331	472	139	187	326
2, 9A	801	190	276	466	166	158	324
03	459	79	153	232	129	93	222
04	265	57	108	165	43	50	93
6, 8	959	249	281	530	256	165	421
07B	108	30	26	56	26	26	52
	3,398	746	1,175	1,921	759	679	1,438
TOTALS							
	6,276	1,031	1,962	2,993	1,098	1,304	2,402

 Yellow in the TOTALS column means precinct hasn't reported
 N/A indicates AV (Absentee) results are included in Elec Day results