



# Election Results

## Macomb County May 6, 2008 Election

Click below for the official results of the May 6, 2008 Election for Macomb County as the results are tabulated.

This site is brought to you by [Macomb County Clerk/Register of Deeds Carmella Sabaugh](#).  
Macomb County campaign finance documents are available online.



Choose an option below to explore our new site.



### Results

Click for election results by race, including breakdown by precincts.



### Precinct Reporting Details

Click for a listing of precincts and jurisdictions yet to report.



### Campaign Finance Reports

Click for Campaign Finance Reports, committees that still owe fees to the County, and more.



### More Election Information

Click to visit the Macomb County Clerk's Election Department's website.



### Voter Turnout

Click for a listing of voter turnout by jurisdiction.



# Election Results

## Macomb County May 6, 2008 Election

Click below for the official results of the May 6, 2008 Election for Macomb County as the results are tabulated.

This site is brought to you by [Macomb County Clerk/Register of Deeds Carmella Sabaugh](#).  
Macomb County campaign finance documents are available online.



Choose an option below to explore our new site.



### Results

Click for election results by race, including breakdown by precincts.



### Precinct Reporting Details

Click for a listing of precincts and jurisdictions yet to report.



### Campaign Finance Reports

Click for Campaign Finance Reports, committees that still owe fees to the County, and more.



### More Election Information

Click to visit the Macomb County Clerk's Election Department's website.



### Voter Turnout

Click for a listing of voter turnout by jurisdiction.



# Election Results

## Macomb County May 6, 2008 Election

Macomb County Proposal

- > [Macomb County Charter Commission](#)

Boards of Education

- > [Anchor Bay School District](#)
- > [Armada Area Schools](#)
- > [Center Line Public Schools](#)
- > [Fitzgerald Public Schools](#)
- > [Fraser Public Schools](#)
- > [L'Anse Creuse Public Schools](#)
- > [Lakeview Public Schools](#)
- > [Mount Clemens Community Schools](#)
- > [New Haven Community Schools](#)
- > [Richmond Community Schools](#)
- > [Warren Consolidated Schools](#)

School Proposals

- > [East Detroit Public Schools Millage](#)
- > [South Lake Schools Bond](#)
- > [Van Dyke Public Schools Bond](#)



# Election Results

## Macomb County May 6, 2008 Election Precinct Reporting Details

This page contains information about when each jurisdiction reports results. "% In" shows the current number of precincts reporting for that jurisdiction. The "First Report" column shows when they reported the first set of results. When half of the precincts have reported, a timestamp will be recorded in the "50% Reported" column. Once all results are in, the "Results Final" column will be filled-in. You can re-sort the list by clicking any column header.

Updated May 19, 10:14 AM

Jurisdiction	% In	First Report	50% Reported	Results Final
Armada Township	100%	05-06 8:52 PM	05-06 8:56 PM	05-06 8:56 PM
Berlin/Riley Townships	100%	05-06 9:48 PM	05-06 9:48 PM	05-06 9:48 PM
Bruce Township	100%	05-06 8:32 PM	05-06 9:16 PM	05-06 9:32 PM
Casco/Columbus Townships	100%	05-06 8:18 PM	05-06 8:18 PM	05-06 8:18 PM
Center Line	100%	05-06 8:18 PM	05-06 8:48 PM	05-06 8:56 PM
Chesterfield Charter Township	100%	05-06 8:28 PM	05-06 9:16 PM	05-06 10:12 PM
Clinton Township	100%	05-08 05:52 AM	05-08 05:52 AM	05-08 05:52 AM
Eastpointe	100%	05-06 8:22 PM	05-06 8:32 PM	05-06 8:56 PM
Fraser	100%	05-06 8:28 PM	05-06 8:52 PM	05-06 9:12 PM
Harrison Charter Township	100%	05-08 05:52 AM	05-08 05:52 AM	05-08 05:52 AM
Lake Township	100%	05-06 8:48 PM	05-06 8:48 PM	05-06 8:48 PM
Lenox Township	100%	05-06 8:18 PM	05-06 8:22 PM	05-06 8:22 PM
Macomb Township	100%	05-06 9:16 PM	05-06 9:58 PM	05-06 10:18 PM
Memphis	100%	05-06 9:48 PM	05-06 9:48 PM	05-06 9:48 PM
Mt. Clemens	100%	05-06 8:32 PM	05-06 9:16 PM	05-06 9:32 PM
New Baltimore	100%	05-06 8:52 PM	05-06 9:12 PM	05-06 9:28 PM
Ray Township	100%	05-06 8:38 PM	05-06 8:42 PM	05-06 8:42 PM
Richmond Township	100%	05-06 8:52 PM	05-06 9:12 PM	05-06 9:12 PM
Richmond City	100%	05-06 8:42 PM	05-06 8:42 PM	05-06 8:42 PM
Roseville	100%	05-06 8:22 PM	05-06 8:48 PM	05-06 9:22 PM
Shelby Township	100%	05-08 05:52 AM	05-08 05:52 AM	05-08 05:52 AM
St. Clair Shores	100%	05-08 05:52 AM	05-08 05:52 AM	05-08 05:52 AM
Sterling Heights	100%	05-06 9:28 PM	05-06 10:22 PM	05-06 10:58 PM
Troy City	100%	05-06 8:56 PM	05-06 11:32 PM	05-06 11:32 PM
Utica	100%	05-06 8:42 PM	05-06 8:48 PM	05-06 8:48 PM
Warren	100%	05-06 8:42 PM	05-06 8:56 PM	05-06 10:06 PM
Washington Township	100%	05-06 8:32 PM	05-06 9:16 PM	05-06 9:28 PM





# Election Results

## Macomb County May 6, 2008 Election Voter Turnout

This page shows you the percentage of registered voters who cast a ballot for this election, by jurisdiction. These numbers will continue to increase until all precincts have reported. You can re-sort the list by clicking a column header.

Updated May 19, 10:14 AM

Jurisdiction ▼	Turnout
Armada Township	15.2%
Bruce Township	14.1%
Center Line	14.4%
Chesterfield Charter Township	10.2%
Clinton Township	13.1%
Eastpointe	11.2%
Fraser	13.4%
Harrison Charter Township	14.4%
Lake Township	46.4%
Lenox Township	10.1%
Macomb Township	8.6%
Memphis	14.1%
Mt. Clemens	12.9%
New Baltimore	10.7%
Ray Township	13.8%
Richmond Township	13.9%
Richmond City	16.5%
Roseville	9.8%
Shelby Township	13.4%
St. Clair Shores	18.4%
Sterling Heights	11.1%
Utica	11.2%
Warren	10.1%
Washington Township	13.3%
MACOMB COUNTY	12%



# Election Results



## Macomb County

### Charter Commission Proposal

Shall the County of Macomb elect a charter commission for the purpose of framing and submitting to the electorate of the county a county home rule charter under the constitution and laws of Michigan?

Official results, updated May 19, 10:14 AM

[Race List](#) | [Race Summary](#) | [Race Details](#) | [Race Details \(Printer Friendly\)](#)

340 of 340 (100.0%) precincts reporting				
YES		39,099	56.1%	
NO		30,610	43.9%	

These same results may also be obtained via:

- > Election Telephone Hotline: 586.469.5209
- > 24-Hour Fax (Within MI): 1.888.99.CLERK (request document number 6700)
- > 24-Hour Fax (Outside of MI): 1.310.575.5035 (request document number 6700)



# Election Results

## Anchor Bay School District Board of Education Vote for not more than 2

Official results, updated May 19, 10:14 AM

[Race List](#) | [Race Summary](#) | [Race Details](#) | [Race Details \(Printer Friendly\)](#)

17 of 17 (100.0%) precincts reporting				
Terri Vaillancourt		1,717	51.2%	
Robert J. Bidlingmaier		1,639	48.8%	

These same results may also be obtained via:

- > Election Telephone Hotline: 586.469.5209
- > 24-Hour Fax (Within MI): 1.888.99.CLERK (request document number 6700)
- > 24-Hour Fax (Outside of MI): 1.310.575.5035 (request document number 6700)





Armada Area Schools  
Board of Education  
Vote for not more than 2

Official results, updated May 19, 10:14 AM

[Race List](#) | [Race Summary](#) | [Race Details](#) | [Race Details \(Printer Friendly\)](#)

10 of 10 (100.0%) precincts reporting				
Cheryl Murray		487	37.8%	
Tami Seago		436	33.8%	
Robert Kuszmaul		367	28.4%	

These same results may also be obtained via:

- > Election Telephone Hotline: 586.469.5209
- > 24-Hour Fax (Within MI): 1.888.99.CLERK (request document number 6700)
- > 24-Hour Fax (Outside of MI): 1.310.575.5035 (request document number 6700)



# Center Line Public Schools

Board of Education

Vote for not more than 1

Official results, updated May 19, 10:14 AM

[Race List](#) | [Race Summary](#) | [Race Details](#) | [Race Details \(Printer Friendly\)](#)

12 of 12 (100.0%) precincts reporting				
Karen A. Pietrzyk		947	59.4%	
Debra A. Ogden		648	40.6%	

These same results may also be obtained via:

- > Election Telephone Hotline: 586.469.5209
- > 24-Hour Fax (Within MI): 1.888.99.CLERK (request document number 6700)
- > 24-Hour Fax (Outside of MI): 1.310.575.5035 (request document number 6700)



# Election Results

## Fitzgerald Public Schools

Board of Education

Vote for not more than 2

Official results, updated May 19, 10:14 AM

[Race List](#) | [Race Summary](#) | [Race Details](#) | [Race Details \(Printer Friendly\)](#)

7 of 7 (100.0%) precincts reporting				
Judy Lynn Furgal		515	51.4%	
Donald Brewer		486	48.6%	

These same results may also be obtained via:

- > Election Telephone Hotline: 586.469.5209
- > 24-Hour Fax (Within MI): 1.888.99.CLERK (request document number 6700)
- > 24-Hour Fax (Outside of MI): 1.310.575.5035 (request document number 6700)



# Election Results

## Fraser Public Schools Board of Education Vote for not more than 2

Official results, updated May 19, 10:14 AM

[Race List](#) | [Race Summary](#) | [Race Details](#) | [Race Details \(Printer Friendly\)](#)

18 of 18 (100.0%) precincts reporting				
Maria Short		2,009	50.4%	
James Birko		1,981	49.6%	

These same results may also be obtained via:

- > Election Telephone Hotline: 586.469.5209
- > 24-Hour Fax (Within MI): 1.888.99.CLERK (request document number 6700)
- > 24-Hour Fax (Outside of MI): 1.310.575.5035 (request document number 6700)



# Election Results

## L'Anse Creuse Public Schools

Board of Education

Vote for not more than 2

Official results, updated May 19, 10:14 AM

[Race List](#) | [Race Summary](#) | [Race Details](#) | [Race Details \(Printer Friendly\)](#)

42 of 42 (100.0%) precincts reporting				
David S. Fowler		3,743	51.5%	
Charles W. Eslinger		3,522	48.5%	

These same results may also be obtained via:

- > Election Telephone Hotline: 586.469.5209
- > 24-Hour Fax (Within MI): 1.888.99.CLERK (request document number 6700)
- > 24-Hour Fax (Outside of MI): 1.310.575.5035 (request document number 6700)



# Election Results





## Lakeview Public Schools

Board of Education

Vote for not more than 2

Official results, updated May 19, 10:14 AM

[Race List](#) | [Race Summary](#) | [Race Details](#) | [Race Details \(Printer Friendly\)](#)

9 of 9 (100.0%) precincts reporting				
Carol Herbon		1,602	30.0%	
Daniel Dombrowski		1,507	28.2%	
Donald Wheaton, Jr.		1,219	22.8%	
Ken Post		1,018	19.0%	

These same results may also be obtained via:

- > Election Telephone Hotline: 586.469.5209
- > 24-Hour Fax (Within MI): 1.888.99.CLERK (request document number 6700)
- > 24-Hour Fax (Outside of MI): 1.310.575.5035 (request document number 6700)



# Election Results

## Mount Clemens Community Schools

Board of Education

Vote for not more than 2

Official results, updated May 19, 10:14 AM

[Race List](#) | [Race Summary](#) | [Race Details](#) | [Race Details \(Printer Friendly\)](#)

21 of 21 (100.0%) precincts reporting				
Sallie Miller		821	23.8%	
Shelby W. Money		716	20.8%	
Sabina M. Turner		713	20.7%	
Gregory Murray		701	20.3%	
Malcolm Newton		497	14.4%	

These same results may also be obtained via:

- > Election Telephone Hotline: 586.469.5209
- > 24-Hour Fax (Within MI): 1.888.99.CLERK (request document number 6700)
- > 24-Hour Fax (Outside of MI): 1.310.575.5035 (request document number 6700)



# New Haven Community Schools

Board of Education

Vote for not more than 2

Official results, updated May 19, 10:14 AM

[Race List](#) | [Race Summary](#) | [Race Details](#) | [Race Details \(Printer Friendly\)](#)

12 of 12 (100.0%) precincts reporting				
Tracy Bonkowski		526	32.2%	
Gina Walker		461	28.2%	
Kenneth B. Thompson		415	25.4%	
Kurt S. Kramer		232	14.2%	

These same results may also be obtained via:

- > Election Telephone Hotline: 586.469.5209
- > 24-Hour Fax (Within MI): 1.888.99.CLERK (request document number 6700)
- > 24-Hour Fax (Outside of MI): 1.310.575.5035 (request document number 6700)





# Election Results

## Richmond Community Schools

Board of Education

Vote for not more than 2

Official results, updated May 19, 10:14 AM

[Race List](#) | [Race Summary](#) | [Race Details](#) | [Race Details \(Printer Friendly\)](#)

5 of 5 (100.0%) precincts reporting				
Steve Loria		772	38.3%	
Kathy B. Tufnell		669	33.2%	
Lori Schweiger		574	28.5%	

These same results may also be obtained via:

- > Election Telephone Hotline: 586.469.5209
- > 24-Hour Fax (Within MI): 1.888.99.CLERK (request document number 6700)
- > 24-Hour Fax (Outside of MI): 1.310.575.5035 (request document number 6700)







# Election Results

## Warren Consolidated Schools Board of Education Vote for not more than 2

Official results, updated May 19, 10:14 AM

[Race List](#) | [Race Summary](#) | [Race Details](#) | [Race Details \(Printer Friendly\)](#)

33 of 33 (100.0%) precincts reporting				
Lori Crow		4,315	30.5%	
Clifford Terry		4,112	29.1%	
Jon L. Green		3,866	27.3%	
Carl Weckerle		1,854	13.1%	

These same results may also be obtained via:

- > Election Telephone Hotline: 586.469.5209
- > 24-Hour Fax (Within MI): 1.888.99.CLERK (request document number 6700)
- > 24-Hour Fax (Outside of MI): 1.310.575.5035 (request document number 6700)



## East Detroit Public Schools Millage Proposition

Official results, updated May 19, 10:14 AM

[Race List](#) | [Race Summary](#) | [Race Details](#) | [Race Details \(Printer Friendly\)](#)

11 of 11 (100.0%) precincts reporting				
YES		1,619	65.6%	
NO		848	34.4%	

These same results may also be obtained via:

- > Election Telephone Hotline: 586.469.5209
- > 24-Hour Fax (Within MI): 1.888.99.CLERK (request document number 6700)
- > 24-Hour Fax (Outside of MI): 1.310.575.5035 (request document number 6700)



## South Lake Schools Bond Proposition

Official results, updated May 19, 10:14 AM

[Race List](#) | [Race Summary](#) | [Race Details](#) | [Race Details \(Printer Friendly\)](#)

10 of 10 (100.0%) precincts reporting				
YES		2,302	65.1%	
NO		1,236	34.9%	

These same results may also be obtained via:



- > Election Telephone Hotline: 586.469.5209
- > 24-Hour Fax (Within MI): 1.888.99.CLERK (request document number 6700)
- > 24-Hour Fax (Outside of MI): 1.310.575.5035 (request document number 6700)



## Van Dyke Public Schools Bond Proposition

Official results, updated May 19, 10:14 AM

[Race List](#) | [Race Summary](#) | [Race Details](#) | [Race Details \(Printer Friendly\)](#)

11 of 11 (100.0%) precincts reporting				
YES		793	60.0%	
NO		529	40.0%	

These same results may also be obtained via:

- > Election Telephone Hotline: 586.469.5209
- > 24-Hour Fax (Within MI): 1.888.99.CLERK (request document number 6700)
- > 24-Hour Fax (Outside of MI): 1.310.575.5035 (request document number 6700)



# Election Results

## Macomb County May 6, 2008 Election Precinct Reporting Details

This page contains information about when each jurisdiction reports results. "% In" shows the current number of precincts reporting for that jurisdiction. The "First Report" column shows when they reported the first set of results. When half of the precincts have reported, a timestamp will be recorded in the "50% Reported" column. Once all results are in, the "Results Final" column will be filled-in. You can re-sort the list by clicking any column header.

Updated May 19, 10:14 AM

Jurisdiction	% In	First Report	50% Reported	Results Final
Armada Township	100%	05-06 8:52 PM	05-06 8:56 PM	05-06 8:56 PM
Berlin/Riley Townships	100%	05-06 9:48 PM	05-06 9:48 PM	05-06 9:48 PM
Bruce Township	100%	05-06 8:32 PM	05-06 9:16 PM	05-06 9:32 PM
Casco/Columbus Townships	100%	05-06 8:18 PM	05-06 8:18 PM	05-06 8:18 PM
Center Line	100%	05-06 8:18 PM	05-06 8:48 PM	05-06 8:56 PM
Chesterfield Charter Township	100%	05-06 8:28 PM	05-06 9:16 PM	05-06 10:12 PM
Clinton Township	100%	05-08 05:52 AM	05-08 05:52 AM	05-08 05:52 AM
Eastpointe	100%	05-06 8:22 PM	05-06 8:32 PM	05-06 8:56 PM
Fraser	100%	05-06 8:28 PM	05-06 8:52 PM	05-06 9:12 PM
Harrison Charter Township	100%	05-08 05:52 AM	05-08 05:52 AM	05-08 05:52 AM
Lake Township	100%	05-06 8:48 PM	05-06 8:48 PM	05-06 8:48 PM
Lenox Township	100%	05-06 8:18 PM	05-06 8:22 PM	05-06 8:22 PM
Macomb Township	100%	05-06 9:16 PM	05-06 9:58 PM	05-06 10:18 PM
Memphis	100%	05-06 9:48 PM	05-06 9:48 PM	05-06 9:48 PM
Mt. Clemens	100%	05-06 8:32 PM	05-06 9:16 PM	05-06 9:32 PM
New Baltimore	100%	05-06 8:52 PM	05-06 9:12 PM	05-06 9:28 PM
Ray Township	100%	05-06 8:38 PM	05-06 8:42 PM	05-06 8:42 PM
Richmond Township	100%	05-06 8:52 PM	05-06 9:12 PM	05-06 9:12 PM
Richmond City	100%	05-06 8:42 PM	05-06 8:42 PM	05-06 8:42 PM
Roseville	100%	05-06 8:22 PM	05-06 8:48 PM	05-06 9:22 PM
Shelby Township	100%	05-08 05:52 AM	05-08 05:52 AM	05-08 05:52 AM
St. Clair Shores	100%	05-08 05:52 AM	05-08 05:52 AM	05-08 05:52 AM
Sterling Heights	100%	05-06 9:28 PM	05-06 10:22 PM	05-06 10:58 PM
Troy City	100%	05-06 8:56 PM	05-06 11:32 PM	05-06 11:32 PM
Utica	100%	05-06 8:42 PM	05-06 8:48 PM	05-06 8:48 PM
Warren	100%	05-06 8:42 PM	05-06 8:56 PM	05-06 10:06 PM
Washington Township	100%	05-06 8:32 PM	05-06 9:16 PM	05-06 9:28 PM





# Election Results

## Macomb County May 6, 2008 Election Precinct Reporting Details

This page contains information about when each jurisdiction reports results. "% In" shows the current number of precincts reporting for that jurisdiction. The "First Report" column shows when they reported the first set of results. When half of the precincts have reported, a timestamp will be recorded in the "50% Reported" column. Once all results are in, the "Results Final" column will be filled-in. You can re-sort the list by clicking any column header.

Updated May 19, 10:14 AM

Jurisdiction	% In	First Report	50% Reported	Results Final
Armada Township	100%	05-06 8:52 PM	05-06 8:56 PM	05-06 8:56 PM
Berlin/Riley Townships	100%	05-06 9:48 PM	05-06 9:48 PM	05-06 9:48 PM
Bruce Township	100%	05-06 8:32 PM	05-06 9:16 PM	05-06 9:32 PM
Casco/Columbus Townships	100%	05-06 8:18 PM	05-06 8:18 PM	05-06 8:18 PM
Center Line	100%	05-06 8:18 PM	05-06 8:48 PM	05-06 8:56 PM
Chesterfield Charter Township	100%	05-06 8:28 PM	05-06 9:16 PM	05-06 10:12 PM
Clinton Township	100%	05-08 05:52 AM	05-08 05:52 AM	05-08 05:52 AM
Eastpointe	100%	05-06 8:22 PM	05-06 8:32 PM	05-06 8:56 PM
Fraser	100%	05-06 8:28 PM	05-06 8:52 PM	05-06 9:12 PM
Harrison Charter Township	100%	05-08 05:52 AM	05-08 05:52 AM	05-08 05:52 AM
Lake Township	100%	05-06 8:48 PM	05-06 8:48 PM	05-06 8:48 PM
Lenox Township	100%	05-06 8:18 PM	05-06 8:22 PM	05-06 8:22 PM
Macomb Township	100%	05-06 9:16 PM	05-06 9:58 PM	05-06 10:18 PM
Memphis	100%	05-06 9:48 PM	05-06 9:48 PM	05-06 9:48 PM
Mt. Clemens	100%	05-06 8:32 PM	05-06 9:16 PM	05-06 9:32 PM
New Baltimore	100%	05-06 8:52 PM	05-06 9:12 PM	05-06 9:28 PM
Ray Township	100%	05-06 8:38 PM	05-06 8:42 PM	05-06 8:42 PM
Richmond Township	100%	05-06 8:52 PM	05-06 9:12 PM	05-06 9:12 PM
Richmond City	100%	05-06 8:42 PM	05-06 8:42 PM	05-06 8:42 PM
Roseville	100%	05-06 8:22 PM	05-06 8:48 PM	05-06 9:22 PM
Shelby Township	100%	05-08 05:52 AM	05-08 05:52 AM	05-08 05:52 AM
St. Clair Shores	100%	05-08 05:52 AM	05-08 05:52 AM	05-08 05:52 AM
Sterling Heights	100%	05-06 9:28 PM	05-06 10:22 PM	05-06 10:58 PM
Troy City	100%	05-06 8:56 PM	05-06 11:32 PM	05-06 11:32 PM
Utica	100%	05-06 8:42 PM	05-06 8:48 PM	05-06 8:48 PM
Warren	100%	05-06 8:42 PM	05-06 8:56 PM	05-06 10:06 PM
Washington Township	100%	05-06 8:32 PM	05-06 9:16 PM	05-06 9:28 PM







# Election Results

## Macomb County May 6, 2008 Election Precinct Reporting Details

This page contains information about when each jurisdiction reports results. "% In" shows the current number of precincts reporting for that jurisdiction. The "First Report" column shows when they reported the first set of results. When half of the precincts have reported, a timestamp will be recorded in the "50% Reported" column. Once all results are in, the "Results Final" column will be filled-in. You can re-sort the list by clicking any column header.

Updated May 19, 10:14 AM

Jurisdiction	% In	First Report	50% Reported	Results Final
Armada Township	100%	05-06 8:52 PM	05-06 8:56 PM	05-06 8:56 PM
Berlin/Riley Townships	100%	05-06 9:48 PM	05-06 9:48 PM	05-06 9:48 PM
Bruce Township	100%	05-06 8:32 PM	05-06 9:16 PM	05-06 9:32 PM
Casco/Columbus Townships	100%	05-06 8:18 PM	05-06 8:18 PM	05-06 8:18 PM
Center Line	100%	05-06 8:18 PM	05-06 8:48 PM	05-06 8:56 PM
Chesterfield Charter Township	100%	05-06 8:28 PM	05-06 9:16 PM	05-06 10:12 PM
Clinton Township	100%	05-08 05:52 AM	05-08 05:52 AM	05-08 05:52 AM
Eastpointe	100%	05-06 8:22 PM	05-06 8:32 PM	05-06 8:56 PM
Fraser	100%	05-06 8:28 PM	05-06 8:52 PM	05-06 9:12 PM
Harrison Charter Township	100%	05-08 05:52 AM	05-08 05:52 AM	05-08 05:52 AM
Lake Township	100%	05-06 8:48 PM	05-06 8:48 PM	05-06 8:48 PM
Lenox Township	100%	05-06 8:18 PM	05-06 8:22 PM	05-06 8:22 PM
Macomb Township	100%	05-06 9:16 PM	05-06 9:58 PM	05-06 10:18 PM
Memphis	100%	05-06 9:48 PM	05-06 9:48 PM	05-06 9:48 PM
Mt. Clemens	100%	05-06 8:32 PM	05-06 9:16 PM	05-06 9:32 PM
New Baltimore	100%	05-06 8:52 PM	05-06 9:12 PM	05-06 9:28 PM
Ray Township	100%	05-06 8:38 PM	05-06 8:42 PM	05-06 8:42 PM
Richmond Township	100%	05-06 8:52 PM	05-06 9:12 PM	05-06 9:12 PM
Richmond City	100%	05-06 8:42 PM	05-06 8:42 PM	05-06 8:42 PM
Roseville	100%	05-06 8:22 PM	05-06 8:48 PM	05-06 9:22 PM
Shelby Township	100%	05-08 05:52 AM	05-08 05:52 AM	05-08 05:52 AM
St. Clair Shores	100%	05-08 05:52 AM	05-08 05:52 AM	05-08 05:52 AM
Sterling Heights	100%	05-06 9:28 PM	05-06 10:22 PM	05-06 10:58 PM
Troy City	100%	05-06 8:56 PM	05-06 11:32 PM	05-06 11:32 PM
Utica	100%	05-06 8:42 PM	05-06 8:48 PM	05-06 8:48 PM
Warren	100%	05-06 8:42 PM	05-06 8:56 PM	05-06 10:06 PM
Washington Township	100%	05-06 8:32 PM	05-06 9:16 PM	05-06 9:28 PM





# Election Results

## Macomb County May 6, 2008 Election Precinct Reporting Details

This page contains information about when each jurisdiction reports results. "% In" shows the current number of precincts reporting for that jurisdiction. The "First Report" column shows when they reported the first set of results. When half of the precincts have reported, a timestamp will be recorded in the "50% Reported" column. Once all results are in, the "Results Final" column will be filled-in. You can re-sort the list by clicking any column header.

Updated May 19, 10:14 AM

Jurisdiction	% In	First Report	50% Reported	Results Final
Armada Township	100%	05-06 8:52 PM	05-06 8:56 PM	05-06 8:56 PM
Berlin/Riley Townships	100%	05-06 9:48 PM	05-06 9:48 PM	05-06 9:48 PM
Bruce Township	100%	05-06 8:32 PM	05-06 9:16 PM	05-06 9:32 PM
Casco/Columbus Townships	100%	05-06 8:18 PM	05-06 8:18 PM	05-06 8:18 PM
Center Line	100%	05-06 8:18 PM	05-06 8:48 PM	05-06 8:56 PM
Chesterfield Charter Township	100%	05-06 8:28 PM	05-06 9:16 PM	05-06 10:12 PM
Clinton Township	100%	05-08 05:52 AM	05-08 05:52 AM	05-08 05:52 AM
Eastpointe	100%	05-06 8:22 PM	05-06 8:32 PM	05-06 8:56 PM
Fraser	100%	05-06 8:28 PM	05-06 8:52 PM	05-06 9:12 PM
Harrison Charter Township	100%	05-08 05:52 AM	05-08 05:52 AM	05-08 05:52 AM
Lake Township	100%	05-06 8:48 PM	05-06 8:48 PM	05-06 8:48 PM
Lenox Township	100%	05-06 8:18 PM	05-06 8:22 PM	05-06 8:22 PM
Macomb Township	100%	05-06 9:16 PM	05-06 9:58 PM	05-06 10:18 PM
Memphis	100%	05-06 9:48 PM	05-06 9:48 PM	05-06 9:48 PM
Mt. Clemens	100%	05-06 8:32 PM	05-06 9:16 PM	05-06 9:32 PM
New Baltimore	100%	05-06 8:52 PM	05-06 9:12 PM	05-06 9:28 PM
Ray Township	100%	05-06 8:38 PM	05-06 8:42 PM	05-06 8:42 PM
Richmond Township	100%	05-06 8:52 PM	05-06 9:12 PM	05-06 9:12 PM
Richmond City	100%	05-06 8:42 PM	05-06 8:42 PM	05-06 8:42 PM
Roseville	100%	05-06 8:22 PM	05-06 8:48 PM	05-06 9:22 PM
Shelby Township	100%	05-08 05:52 AM	05-08 05:52 AM	05-08 05:52 AM
St. Clair Shores	100%	05-08 05:52 AM	05-08 05:52 AM	05-08 05:52 AM
Sterling Heights	100%	05-06 9:28 PM	05-06 10:22 PM	05-06 10:58 PM
Troy City	100%	05-06 8:56 PM	05-06 11:32 PM	05-06 11:32 PM
Utica	100%	05-06 8:42 PM	05-06 8:48 PM	05-06 8:48 PM
Warren	100%	05-06 8:42 PM	05-06 8:56 PM	05-06 10:06 PM
Washington Township	100%	05-06 8:32 PM	05-06 9:16 PM	05-06 9:28 PM





# Election Results

## Macomb County May 6, 2008 Election Precinct Reporting Details

This page contains information about when each jurisdiction reports results. "% In" shows the current number of precincts reporting for that jurisdiction. The "First Report" column shows when they reported the first set of results. When half of the precincts have reported, a timestamp will be recorded in the "50% Reported" column. Once all results are in, the "Results Final" column will be filled-in. You can re-sort the list by clicking any column header.

Updated May 19, 10:14 AM

Jurisdiction	% In	First Report	50% Reported	Results Final
Armada Township	100%	05-06 8:52 PM	05-06 8:56 PM	05-06 8:56 PM
Berlin/Riley Townships	100%	05-06 9:48 PM	05-06 9:48 PM	05-06 9:48 PM
Bruce Township	100%	05-06 8:32 PM	05-06 9:16 PM	05-06 9:32 PM
Casco/Columbus Townships	100%	05-06 8:18 PM	05-06 8:18 PM	05-06 8:18 PM
Center Line	100%	05-06 8:18 PM	05-06 8:48 PM	05-06 8:56 PM
Chesterfield Charter Township	100%	05-06 8:28 PM	05-06 9:16 PM	05-06 10:12 PM
Clinton Township	100%	05-08 05:52 AM	05-08 05:52 AM	05-08 05:52 AM
Eastpointe	100%	05-06 8:22 PM	05-06 8:32 PM	05-06 8:56 PM
Fraser	100%	05-06 8:28 PM	05-06 8:52 PM	05-06 9:12 PM
Harrison Charter Township	100%	05-08 05:52 AM	05-08 05:52 AM	05-08 05:52 AM
Lake Township	100%	05-06 8:48 PM	05-06 8:48 PM	05-06 8:48 PM
Lenox Township	100%	05-06 8:18 PM	05-06 8:22 PM	05-06 8:22 PM
Macomb Township	100%	05-06 9:16 PM	05-06 9:58 PM	05-06 10:18 PM
Memphis	100%	05-06 9:48 PM	05-06 9:48 PM	05-06 9:48 PM
Mt. Clemens	100%	05-06 8:32 PM	05-06 9:16 PM	05-06 9:32 PM
New Baltimore	100%	05-06 8:52 PM	05-06 9:12 PM	05-06 9:28 PM
Ray Township	100%	05-06 8:38 PM	05-06 8:42 PM	05-06 8:42 PM
Richmond Township	100%	05-06 8:52 PM	05-06 9:12 PM	05-06 9:12 PM
Richmond City	100%	05-06 8:42 PM	05-06 8:42 PM	05-06 8:42 PM
Roseville	100%	05-06 8:22 PM	05-06 8:48 PM	05-06 9:22 PM
Shelby Township	100%	05-08 05:52 AM	05-08 05:52 AM	05-08 05:52 AM
St. Clair Shores	100%	05-08 05:52 AM	05-08 05:52 AM	05-08 05:52 AM
Sterling Heights	100%	05-06 9:28 PM	05-06 10:22 PM	05-06 10:58 PM
Troy City	100%	05-06 8:56 PM	05-06 11:32 PM	05-06 11:32 PM
Utica	100%	05-06 8:42 PM	05-06 8:48 PM	05-06 8:48 PM
Warren	100%	05-06 8:42 PM	05-06 8:56 PM	05-06 10:06 PM
Washington Township	100%	05-06 8:32 PM	05-06 9:16 PM	05-06 9:28 PM





# Election Results

## Macomb County May 6, 2008 Election Voter Turnout

This page shows you the percentage of registered voters who cast a ballot for this election, by jurisdiction. These numbers will continue to increase until all precincts have reported. You can re-sort the list by clicking a column header.

Updated May 19, 10:14 AM

Jurisdiction ▼	Turnout
Armada Township	15.2%
Bruce Township	14.1%
Center Line	14.4%
Chesterfield Charter Township	10.2%
Clinton Township	13.1%
Eastpointe	11.2%
Fraser	13.4%
Harrison Charter Township	14.4%
Lake Township	46.4%
Lenox Township	10.1%
Macomb Township	8.6%
Memphis	14.1%
Mt. Clemens	12.9%
New Baltimore	10.7%
Ray Township	13.8%
Richmond Township	13.9%
Richmond City	16.5%
Roseville	9.8%
Shelby Township	13.4%
St. Clair Shores	18.4%
Sterling Heights	11.1%
Utica	11.2%
Warren	10.1%
Washington Township	13.3%
MACOMB COUNTY	12%





# Election Results

## Macomb County May 6, 2008 Election Voter Turnout

This page shows you the percentage of registered voters who cast a ballot for this election, by jurisdiction. These numbers will continue to increase until all precincts have reported. You can re-sort the list by clicking a column header.

Updated May 19, 10:14 AM

Jurisdiction ▼	Turnout
Armada Township	15.2%
Bruce Township	14.1%
Center Line	14.4%
Chesterfield Charter Township	10.2%
Clinton Township	13.1%
Eastpointe	11.2%
Fraser	13.4%
Harrison Charter Township	14.4%
Lake Township	46.4%
Lenox Township	10.1%
Macomb Township	8.6%
Memphis	14.1%
Mt. Clemens	12.9%
New Baltimore	10.7%
Ray Township	13.8%
Richmond Township	13.9%
Richmond City	16.5%
Roseville	9.8%
Shelby Township	13.4%
St. Clair Shores	18.4%
Sterling Heights	11.1%
Utica	11.2%
Warren	10.1%
Washington Township	13.3%
MACOMB COUNTY	12%



# Election Results

## Macomb County

### Charter Commission Proposal

Shall the County of Macomb elect a charter commission for the purpose of framing and submitting to the electorate of the county a county home rule charter under the constitution and laws of Michigan?

Official results, updated May 19, 10:14 AM

[Race List](#) | [Race Summary](#) | [Race Details](#) | [Race Details \(Printer Friendly\)](#)

	POLL BOOK TOTALS	Yes	No
<b>ARMADA TOWNSHIP</b>			
01	192	81	100
02	123	54	62
AVCB 01	258	111	143
	573	246	305
<b>BRUCE TOWNSHIP</b>			
01	83	34	49
02	121	42	79
03	63	16	47
04	94	39	51
AVCB 01	505	216	289
	866	347	515
<b>CENTER LINE</b>			
01	111	62	41
02	73	48	23
03	82	49	30
04	51	32	18
05	89	50	31
AVCB 01	437	260	150
	843	501	293
<b>CHESTERFIELD CHARTER TOWNSHIP</b>			

■ Yellow in the TOTALS column means precinct hasn't reported

These same results may also be obtained via:

- > Election Telephone Hotline: 586.469.5209
- > 24-Hour Fax (Within MI): 1.888.99.CLERK (request document number 6700)
- > 24-Hour Fax (Outside of MI): 1.310.575.5035 (request document number 6700)



# Election Results

## Macomb County

### Charter Commission Proposal

Shall the County of Macomb elect a charter commission for the purpose of framing and submitting to the electorate of the county a county home rule charter under the constitution and laws of Michigan?

Official results, updated May 19, 10:14 AM

[Race List](#) | [Race Summary](#) | [Race Details](#) | [Race Details \(Printer Friendly\)](#)

	POLL BOOK TOTALS	Yes	No
<b>ARMADA TOWNSHIP</b>			
01	192	81	100
02	123	54	62
AVCB 01	258	111	143
	573	246	305
<b>BRUCE TOWNSHIP</b>			
01	83	34	49
02	121	42	79
03	63	16	47
04	94	39	51
AVCB 01	505	216	289
	866	347	515
<b>CENTER LINE</b>			
01	111	62	41
02	73	48	23
03	82	49	30
04	51	32	18
05	89	50	31
AVCB 01	437	260	150
	843	501	293
<b>CHESTERFIELD CHARTER TOWNSHIP</b>			
01	231	119	111
02	175	63	109
03	170	73	97
04	75	34	41
05	238	111	119
06	161	78	81
07	179	74	102
08	185	78	102
09	97	40	55
10	376	154	219
11	84	42	41
12	128	58	66
13	184	82	100

14	69	34	34
15	21	10	11
16	89	43	46
17	77	28	49
18	101	46	52
19	143	95	48
20	126	54	69
	2,909	1,316	1,552

**CLINTON TOWNSHIP**

01	53	35	18
02	36	23	13
03	38	18	20
04	25	18	7
05	19	2	17
06	73	47	26
07	47	28	19
08	44	22	22
09	46	16	30
10	110	69	41
11	54	35	19
12	30	15	15
13	43	21	22
14	27	15	12
15	63	25	38
16	45	32	13
17	54	30	22
18	67	36	30
19	69	41	28
20	22	8	14
21	27	22	5
22	35	27	8
23	96	56	39
24	38	25	12
25	44	31	13
26	86	56	30
27	38	23	15
28	8	3	5
29	114	80	34
30	79	53	26
31	32	19	13
32	60	32	27
33	92	56	36
34	5	3	2
35	65	37	28
36	54	36	18
37	69	37	32
38	71	44	27
39	44	26	18
40			

	65	39	26
41	58	27	31
42	36	25	11
43	36	27	9
44	70	43	27
45	64	36	28
46	38	24	14
AVCB 01	4,541	3,023	1,503
AVCB 02	694	421	259
AVCB 03	609	349	256
AVCB 04	924	599	306
AVCB 05	260	161	96
	9,417	5,976	3,380

**EASTPOINTE**

01	141	77	60
02,03	417	214	190
04,05	344	179	154
06	111	79	29
07,08	348	203	135
09,10	250	129	113
11,12	383	222	150
13	203	126	72
14	388	240	133
	2,585	1,469	1,036

**FRASER**

01	52	26	26
02	106	62	44
03,05	134	83	49
04	56	35	21
06,07	124	82	40
AVCB 01	930	589	308
	1,402	877	488

**HARRISON CHARTER TOWNSHIP**

01	68	32	36
02	57	32	25
03	88	38	50
04	169	90	79
05	151	70	81
06	89	48	41
07	157	90	66
08	6	3	3
09	74	37	37
10	80	37	43
11	63	38	23
12	28	8	20
AVCB 01	1,824	935	854
	2,854	1,458	1,358

**LAKE TOWNSHIP**

01	26	20	4
----	----	----	---

	26	20	4
<b>LENOX TOWNSHIP</b>			
01	177	74	95
02	222	127	90
03,04	225	115	96
	624	316	281
<b>MACOMB TOWNSHIP</b>			
01	49	22	27
02	81	46	35
03	43	27	16
04	85	55	30
05	73	40	33
06	45	26	19
07	74	33	41
08	44	20	24
09	27	8	19
10	39	24	15
11	78	46	32
12	76	43	33
13	59	31	28
14	85	37	48
15	60	37	23
16	42	20	22
17	35	15	20
18	21	14	7
19	6	4	2
20	54	34	20
21	55	41	14
22	83	45	38
23	77	45	32
24	99	43	53
25	24	13	11
26	27	18	9
27	51	23	28
28	32	18	14
29	54	37	17
30	57	24	33
31	29	19	9
32	28	13	15
33	37	21	16
34	41	28	13
35	26	8	18
AVCB 01	1,137	641	490
AVCB 02	1,286	726	557
	4,219	2,345	1,861
<b>MEMPHIS</b>			
01	82	38	39
	82	38	39

**MT. CLEMENS**

01	126	72	40
02	246	161	79
03	117	66	48
04	90	65	24
05	39	17	21
06	96	55	37
08	59	30	28
09	194	130	59
AVCB 01	682	421	219
	1,649	1,017	555

**NEW BALTIMORE**

01,02	109	67	42
03	75	45	30
04	61	35	26
05	78	51	27
AVCB 01	517	282	220
	840	480	345

**RAY TOWNSHIP**

01	56	26	30
02	144	61	82
AVCB 01	193	78	111
	393	165	223

**RICHMOND TOWNSHIP**

01	194	73	109
02	166	55	103
	360	128	212

**RICHMOND CITY**

01,02	636	278	300
	636	278	300

**ROSEVILLE**

01	30	10	20
02	36	22	14
03	33	18	15
04	37	15	22
05	65	38	26
06	48	23	25
07	42	23	19
08	54	35	19
09	35	9	26
10	27	15	12
11	25	15	10
12	33	11	22
13	22	15	7
14	56	37	19
15	58	37	21
16	95	39	56
17	40	24	16
18	85	56	29

19	58	28	30
20	34	17	17
21	31	8	23
AVCB 01	2,205	1,256	940
AVCB 02	162	86	71
	3,311	1,837	1,459

**SHELBY TOWNSHIP**

01,05	191	87	104
02,04	159	77	82
03,09	85	29	56
06,21	34	15	19
07,22	248	115	133
08,11	135	59	76
10,25	139	78	61
12	103	50	53
13,19	116	59	57
14	103	55	48
15	58	30	28
16,18	156	80	76
17	85	39	46
20	24	12	12
23,24	201	103	98
26,28	176	81	94
27	88	46	41
29	46	31	15
AVCB 01	1,826	936	885
AVCB 02	2,817	1,493	1,311
	6,790	3,475	3,295

**ST. CLAIR SHORES**

01	233	150	75
02	215	115	81
03	194	114	64
04	154	75	67
05	272	153	96
06	232	140	86
07	175	93	71
08	144	65	68
09	50	26	23
10	131	73	55
11	69	38	28
12	204	114	85
13	241	139	91
14	93	49	41
15	191	90	85
16	86	57	29
17	96	60	36
18	70	39	31
19	56	26	30
20			



	54	34	20
21	63	37	26
22	90	54	36
23	87	44	43
24	87	56	31
AVCB 01	1,672	975	631
AVCB 02	1,875	1,004	767
AVCB 03	2,093	1,268	819
	8,927	5,088	3,515

### STERLING HEIGHTS

01	49	17	31
02	86	41	43
03	47	23	24
04	136	66	62
05	100	55	45
06,10	139	77	61
08,46	72	27	43
09,15	123	72	46
11	97	52	43
12	77	35	42
13,21	52	29	23
14	28	17	11
16,17	74	36	38
18,19	108	65	43
20	97	42	55
22	51	15	36
23	33	22	11
24	49	16	33
25	53	26	26
26,27	103	59	44
28	50	28	22
29	54	26	28
30	61	30	31
31,41	155	89	66
32,33	171	98	73
34	67	33	34
35	43	23	20
36,37	66	36	30
38,50	130	83	47
39	42	12	30
40,43	135	67	68
42,48	50	25	25
44,49	99	47	52
45	33	20	13
47	29	15	13
51,52	90	41	49
AVCB 01	1,434	820	541
AVCB 02	1,200	675	465
AVCB 03			

	697	363	331
AVCB 04	894	467	425
AVCB 05	1,071	576	490
AVCB 06	1,260	709	546
	9,405	5,075	4,159

### UTICA

01	77	45	32
02	171	83	88
03	122	75	47
	370	203	167

### WARREN

01,02,08	58	23	34
3,4	61	31	30
6,12	59	32	25
10,11,13	77	34	43
15,16,17	134	62	59
18,20	136	75	50
21,24,26	219	118	84
22,23,38	139	72	57
27,28	69	27	36
29	128	62	62
32,33,34	58	32	24
36,37	77	38	39
39,40	96	48	46
41,42,43	97	43	52
45,46	144	76	50
47,48	120	58	53
49,50	62	35	27
52	13	3	10
53,55,60	99	42	57
56,58	79	44	35
61,62,63,64	145	91	54
66,67	78	49	29
68	50	25	24
69,70	69	42	27
71,74	106	62	38
72,72A,73	104	62	40
76,78	99	50	43
80,81,88	113	59	45
82,84	101	53	43
85,86	158	81	72
90,94	78	38	36
92,93	57	34	22
96,106,108	198	93	97
97,98,99,99A	239	131	100
100,103,105	121	66	51
101,102	92	43	41
109,110	146	63	74
AVCB 1	552	303	210

AVCB 2	173	79	90
AVCB 3	434	228	187
AVCB 4	383	184	191
AVCB 5	3,127	1,726	1,233
AVCB 6	1,280	815	459
	9,828	5,332	4,079
<b>WASHINGTON TOWNSHIP</b>			
01,05	158	57	101
02,09	191	87	104
03	107	36	71
04	55	24	31
06,08	163	93	70
07	92	44	48
AVCB 01	1,537	771	764
	2,303	1,112	1,189
<b>TOTALS</b>			
	71,212	39,099	30,610

■ Yellow in the TOTALS column means precinct hasn't reported

These same results may also be obtained via:

- > Election Telephone Hotline: 586.469.5209
- > 24-Hour Fax (Within MI): 1.888.99.CLERK (request document number 6700)
- > 24-Hour Fax (Outside of MI): 1.310.575.5035 (request document number 6700)



# Election Results

## Anchor Bay School District Board of Education Vote for not more than 2

Official results, updated May 19, 10:14 AM

[Race List](#) | [Race Summary](#) | [Race Details](#) | [Race Details \(Printer Friendly\)](#)

	POLL BOOK TOTALS	Robert J. Bidlemaier	Terri Vaillancourt
<b>CHESTERFIELD CHARTER TOWNSHIP</b>			
01	231	132	148
02	175	100	103
05	238	156	151
06	161	102	111
07	179	126	127
10	376	231	239
14	69	35	37
17	77	52	51
19	143	1	1
20	126	78	84
21,22 (Ira/Casco)	62	53	51
	1,837	1,066	1,103
<b>LENOX TOWNSHIP</b>			
02	222	39	42
	222	39	42
<b>NEW BALTIMORE</b>			
01,02	109	67	63
03	75	49	46
04	61	33	43

■ Yellow in the TOTALS column means precinct hasn't reported

These same results may also be obtained via:

- > Election Telephone Hotline: 586.469.5209
- > 24-Hour Fax (Within MI): 1.888.99.CLERK (request document number 6700)
- > 24-Hour Fax (Outside of MI): 1.310.575.5035 (request document number 6700)



# Election Results

## Anchor Bay School District Board of Education Vote for not more than 2

Official results, updated May 19, 10:14 AM

[Race List](#) | [Race Summary](#) | [Race Details](#) | [Race Details \(Printer Friendly\)](#)

	POLL BOOK TOTALS	Robert J. Bidlingmaier	Terri Vaillancourt
<b>CHESTERFIELD CHARTER TOWNSHIP</b>			
01	231	132	148
02	175	100	103
05	238	156	151
06	161	102	111
07	179	126	127
10	376	231	239
14	69	35	37
17	77	52	51
19	143	1	1
20	126	78	84
21,22 (Ira/Casco)	62	53	51
	1,837	1,066	1,103
<b>LENOX TOWNSHIP</b>			
02	222	39	42
	222	39	42
<b>NEW BALTIMORE</b>			
01,02	109	67	63
03	75	49	46
04	61	33	43
05	78	46	51
AVCB 01	517	339	369
	840	534	572
<b>TOTALS</b>			
	2,899	1,639	1,717

■ Yellow in the TOTALS column means precinct hasn't reported

These same results may also be obtained via:

- > Election Telephone Hotline: 586.469.5209
- > 24-Hour Fax (Within MI): 1.888.99.CLERK (request document number 6700)
- > 24-Hour Fax (Outside of MI): 1.310.575.5035 (request document number 6700)



# Election Results

## Armada Area Schools Board of Education Vote for not more than 2

Official results, updated May 19, 10:14 AM

[Race List](#) | [Race Summary](#) | [Race Details](#) | [Race Details \(Printer Friendly\)](#)

	POLL BOOK TOTALS	Cheryl Murray	Robert Kuszmaul	Tami Seago
<b>ARMADA TOWNSHIP</b>				
01	192	141	47	117
02	123	68	56	67
AVCB 01	258	127	128	104
	573	336	231	288
<b>BERLIN/RILEY TOWNSHIPS</b>				
01	89	12	2	12
	89	12	2	12
<b>BRUCE TOWNSHIP</b>				
04	94	2	2	2
AVCB 01	505	1	5	4
	599	3	7	6
<b>LENOX TOWNSHIP</b>				
01	177	7	13	9
	177	7	13	9
<b>RAY TOWNSHIP</b>				
02	144	43	28	41
AVCB 01	193	31	29	28
	337	74	57	69
<b>RICHMOND TOWNSHIP</b>				
02	166	55	57	52

■ Yellow in the TOTALS column means precinct hasn't reported

These same results may also be obtained via:

- > Election Telephone Hotline: 586.469.5209
- > 24-Hour Fax (Within MI): 1.888.99.CLERK (request document number 6700)
- > 24-Hour Fax (Outside of MI): 1.310.575.5035 (request document number 6700)



# Election Results

## Armada Area Schools Board of Education Vote for not more than 2

Official results, updated May 19, 10:14 AM

[Race List](#) | [Race Summary](#) | [Race Details](#) | [Race Details \(Printer Friendly\)](#)

	POLL BOOK TOTALS	Cheryl Murray	Robert Kuszmaul	Tami Seago
<b>ARMADA TOWNSHIP</b>				
01	192	141	47	117
02	123	68	56	67
AVCB 01	258	127	128	104
	573	336	231	288
<b>BERLIN/RILEY TOWNSHIPS</b>				
01	89	12	2	12
	89	12	2	12
<b>BRUCE TOWNSHIP</b>				
04	94	2	2	2
AVCB 01	505	1	5	4
	599	3	7	6
<b>LENOX TOWNSHIP</b>				
01	177	7	13	9
	177	7	13	9
<b>RAY TOWNSHIP</b>				
02	144	43	28	41
AVCB 01	193	31	29	28
	337	74	57	69
<b>RICHMOND TOWNSHIP</b>				
02	166	55	57	52
	166	55	57	52
<b>TOTALS</b>				
	1,941	487	367	436

■ Yellow in the TOTALS column means precinct hasn't reported

These same results may also be obtained via:

- > Election Telephone Hotline: 586.469.5209
- > 24-Hour Fax (Within MI): 1.888.99.CLERK (request document number 6700)
- > 24-Hour Fax (Outside of MI): 1.310.575.5035 (request document number 6700)



# Election Results

## Center Line Public Schools

Board of Education

Vote for not more than 1

Official results, updated May 19, 10:14 AM

[Race List](#) | [Race Summary](#) | [Race Details](#) | [Race Details \(Printer Friendly\)](#)

	POLL BOOK TOTALS	Debra A. Ogden	Karen A. Pietrzyk
<b>CENTER LINE</b>			
01	111	45	64
02	73	26	45
03	82	35	45
04	51	26	23
AVCB 01	437	160	182
	754	292	359
<b>WARREN</b>			
22,23,38	139	7	6
39,40	96	26	60
41,42,43	97	23	47
45,46	144	41	94
47,48	120	56	57
69,70	69	2	3
AVCB 1	552	201	321
	1,217	356	588
<b>TOTALS</b>			
	1,971	648	947

■ Yellow in the TOTALS column means precinct hasn't reported

These same results may also be obtained via:

- > Election Telephone Hotline: 586.469.5209
- > 24-Hour Fax (Within MI): 1.888.99.CLERK (request document number 6700)
- > 24-Hour Fax (Outside of MI): 1.310.575.5035 (request document number 6700)





# Election Results

## Center Line Public Schools

Board of Education

Vote for not more than 1

Official results, updated May 19, 10:14 AM

[Race List](#) | [Race Summary](#) | [Race Details](#) | [Race Details \(Printer Friendly\)](#)

	POLL BOOK TOTALS	Debra A. Ogden	Karen A. Pietrzyk
<b>CENTER LINE</b>			
01	111	45	64
02	73	26	45
03	82	35	45
04	51	26	23
AVCB 01	437	160	182
	754	292	359
<b>WARREN</b>			
22,23,38	139	7	6
39,40	96	26	60
41,42,43	97	23	47
45,46	144	41	94
47,48	120	56	57
69,70	69	2	3
AVCB 1	552	201	321
	1,217	356	588
<b>TOTALS</b>			
	1,971	648	947

■ Yellow in the TOTALS column means precinct hasn't reported

These same results may also be obtained via:

- > Election Telephone Hotline: 586.469.5209
- > 24-Hour Fax (Within MI): 1.888.99.CLERK (request document number 6700)
- > 24-Hour Fax (Outside of MI): 1.310.575.5035 (request document number 6700)



# Election Results

## Fitzgerald Public Schools

Board of Education

Vote for not more than 2

Official results, updated May 19, 10:14 AM

[Race List](#) | [Race Summary](#) | [Race Details](#) | [Race Details \(Printer Friendly\)](#)

	POLL BOOK TOTALS	Donald Brewer	Judy Lynn Furgal
<b>WARREN</b>			
01,02,08	58	31	39
3,4	61	42	46
6,12	59	40	39
10,11,13	77	48	46
39,40	96	0	0
69,70	69	0	0
AVCB 3	434	325	345
	854	486	515
<b>TOTALS</b>			
	854	486	515

■ Yellow in the TOTALS column means precinct hasn't reported

These same results may also be obtained via:

- > Election Telephone Hotline: 586.469.5209
- > 24-Hour Fax (Within MI): 1.888.99.CLERK (request document number 6700)
- > 24-Hour Fax (Outside of MI): 1.310.575.5035 (request document number 6700)



# Election Results

## Fitzgerald Public Schools Board of Education Vote for not more than 2

Official results, updated May 19, 10:14 AM

[Race List](#) | [Race Summary](#) | [Race Details](#) | [Race Details \(Printer Friendly\)](#)

	POLL BOOK TOTALS	Donald Brewer	Judy Lynn Furgal
<b>WARREN</b>			
01,02,08	58	31	39
3,4	61	42	46
6,12	59	40	39
10,11,13	77	48	46
39,40	96	0	0
69,70	69	0	0
AVCB 3	434	325	345
	854	486	515
<b>TOTALS</b>			
	854	486	515

■ Yellow in the TOTALS column means precinct hasn't reported

These same results may also be obtained via:

- > Election Telephone Hotline: 586.469.5209
- > 24-Hour Fax (Within MI): 1.888.99.CLERK (request document number 6700)
- > 24-Hour Fax (Outside of MI): 1.310.575.5035 (request document number 6700)



# Election Results

## Fraser Public Schools Board of Education Vote for not more than 2

Official results, updated May 19, 10:14 AM

[Race List](#) | [Race Summary](#) | [Race Details](#) | [Race Details \(Printer Friendly\)](#)

	POLL BOOK TOTALS	James Birko	Maria Short
<b>CLINTON TOWNSHIP</b>			
16	45	32	32
17	54	35	34
18	67	40	47
20	22	1	1
24	38	28	23
26	86	6	4
32	60	38	41
43	36	28	18
AVCB 04	924	654	653
	1,332	862	853
<b>FRASER</b>			
01	52	32	33
02	106	67	61
03,05	134	83	94
04	56	35	29
06,07	124	81	72
AVCB 01	930	660	688
	1,402	958	977
<b>ROSEVILLE</b>			
19	58	30	32

■ Yellow in the TOTALS column means precinct hasn't reported

These same results may also be obtained via:

- > Election Telephone Hotline: 586.469.5209
- > 24-Hour Fax (Within MI): 1.888.99.CLERK (request document number 6700)
- > 24-Hour Fax (Outside of MI): 1.310.575.5035 (request document number 6700)



# Election Results

## Fraser Public Schools Board of Education Vote for not more than 2

Official results, updated May 19, 10:14 AM

[Race List](#) | [Race Summary](#) | [Race Details](#) | [Race Details \(Printer Friendly\)](#)

	POLL BOOK TOTALS	James Birko	Maria Short
<b>CLINTON TOWNSHIP</b>			
16	45	32	32
17	54	35	34
18	67	40	47
20	22	1	1
24	38	28	23
26	86	6	4
32	60	38	41
43	36	28	18
AVCB 04	924	654	653
	1,332	862	853
<b>FRASER</b>			
01	52	32	33
02	106	67	61
03,05	134	83	94
04	56	35	29
06,07	124	81	72
AVCB 01	930	660	688
	1,402	958	977
<b>ROSEVILLE</b>			
19	58	30	32
21	31	16	17
AVCB 02	162	115	130
	251	161	179
<b>TOTALS</b>			
	2,985	1,981	2,009

■ Yellow in the TOTALS column means precinct hasn't reported

These same results may also be obtained via:

- > Election Telephone Hotline: 586.469.5209
- > 24-Hour Fax (Within MI): 1.888.99.CLERK (request document number 6700)
- > 24-Hour Fax (Outside of MI): 1.310.575.5035 (request document number 6700)



# Election Results

## L'Anse Creuse Public Schools

Board of Education

Vote for not more than 2

Official results, updated May 19, 10:14 AM

[Race List](#) | [Race Summary](#) | [Race Details](#) | [Race Details \(Printer Friendly\)](#)

	POLL BOOK TOTALS	Charles W. Eslinger	David S. Fowler
<b>CHESTERFIELD CHARTER TOWNSHIP</b>			
01	231	21	21
03	170	111	117
04	75	34	31
08	185	117	128
09	97	65	59
11	84	53	59
12	128	80	83
13	184	118	131
15	21	11	16
16	89	61	63
18	101	64	67
	1,365	735	775
<b>CLINTON TOWNSHIP</b>			
04	25	4	5
06	73	27	33
08	44	26	27
09	46	0	0
12	30	17	21
22	35	26	25
28	8	0	0

■ Yellow in the TOTALS column means precinct hasn't reported

These same results may also be obtained via:

- > Election Telephone Hotline: 586.469.5209
- > 24-Hour Fax (Within MI): 1.888.99.CLERK (request document number 6700)
- > 24-Hour Fax (Outside of MI): 1.310.575.5035 (request document number 6700)



# Election Results

## L'Anse Creuse Public Schools

Board of Education

Vote for not more than 2

Official results, updated May 19, 10:14 AM

[Race List](#) | [Race Summary](#) | [Race Details](#) | [Race Details \(Printer Friendly\)](#)

	POLL BOOK TOTALS	Charles W. Eslinger	David S. Fowler
<b>CHESTERFIELD CHARTER TOWNSHIP</b>			
01	231	21	21
03	170	111	117
04	75	34	31
08	185	117	128
09	97	65	59
11	84	53	59
12	128	80	83
13	184	118	131
15	21	11	16
16	89	61	63
18	101	64	67
	1,365	735	775
<b>CLINTON TOWNSHIP</b>			
04	25	4	5
06	73	27	33
08	44	26	27
09	46	0	0
12	30	17	21
22	35	26	25
28	8	0	0
30	79	45	50
31	32	19	22
34	5	0	0
45	64	0	0
AVCB 02	694	504	560
	1,135	668	743
<b>HARRISON CHARTER TOWNSHIP</b>			
01	68	42	39
02	57	37	45
03	88	47	60
04	169	110	109
05	151	95	92
06	89	57	62
07	157	91	95

08	6	4	4
09	74	42	45
10	80	46	57
11	63	40	44
12	28	14	14
AVCB 01	1,824	1,238	1,295
	2,854	1,863	1,961
<b>MACOMB TOWNSHIP</b>			
02	81	47	55
11	78	36	40
31	29	18	17
AVCB 01	1,137	119	119
AVCB 02	1,286	34	30
	2,611	254	261
<b>ST. CLAIR SHORES</b>			
22	90	2	3
	90	2	3
<b>TOTALS</b>			
	8,055	3,522	3,743

■ Yellow in the TOTALS column means precinct hasn't reported

These same results may also be obtained via:

- > Election Telephone Hotline: 586.469.5209
- > 24-Hour Fax (Within MI): 1.888.99.CLERK (request document number 6700)
- > 24-Hour Fax (Outside of MI): 1.310.575.5035 (request document number 6700)





# Election Results

## Lakeview Public Schools

Board of Education

Vote for not more than 2

Official results, updated May 19, 10:14 AM

[Race List](#) | [Race Summary](#) | [Race Details](#) | [Race Details \(Printer Friendly\)](#)

	POLL BOOK TOTALS	Carol Herbon	Daniel Dombrowski	Donald Wheaton, Jr.	Ken Post
<b>ST. CLAIR SHORES</b>					
08	144	66	70	80	48
09	50	33	23	11	23
10	131	72	54	52	61
11	69	25	39	40	23
12	204	118	80	60	97
13	241	100	143	98	78
14	93	52	33	19	46
15	191	112	76	60	91
AVCB 02	1,875	1,024	989	799	551
	2,998	1,602	1,507	1,219	1,018
<b>TOTALS</b>					
	2,998	1,602	1,507	1,219	1,018

■ Yellow in the TOTALS column means precinct hasn't reported

These same results may also be obtained via:

- > Election Telephone Hotline: 586.469.5209
- > 24-Hour Fax (Within MI): 1.888.99.CLERK (request document number 6700)
- > 24-Hour Fax (Outside of MI): 1.310.575.5035 (request document number 6700)



# Election Results

## Lakeview Public Schools

Board of Education

Vote for not more than 2

Official results, updated May 19, 10:14 AM

[Race List](#) | [Race Summary](#) | [Race Details](#) | [Race Details \(Printer Friendly\)](#)

	POLL BOOK TOTALS	Carol Herbon	Daniel Dombrowski	Donald Wheaton, Jr.	Ken Post
<b>ST. CLAIR SHORES</b>					
08	144	66	70	80	48
09	50	33	23	11	23
10	131	72	54	52	61
11	69	25	39	40	23
12	204	118	80	60	97
13	241	100	143	98	78
14	93	52	33	19	46
15	191	112	76	60	91
AVCB 02	1,875	1,024	989	799	551
	2,998	1,602	1,507	1,219	1,018
<b>TOTALS</b>					
	2,998	1,602	1,507	1,219	1,018

■ Yellow in the TOTALS column means precinct hasn't reported

These same results may also be obtained via:

- > Election Telephone Hotline: 586.469.5209
- > 24-Hour Fax (Within MI): 1.888.99.CLERK (request document number 6700)
- > 24-Hour Fax (Outside of MI): 1.310.575.5035 (request document number 6700)



# Election Results

## Mount Clemens Community Schools

Board of Education

Vote for not more than 2

Official results, updated May 19, 10:14 AM

[Race List](#) | [Race Summary](#) | [Race Details](#) | [Race Details \(Printer Friendly\)](#)

	POLL BOOK TOTALS	Gregory Murray	Malcolm Newton	Sabina M. Turner	Sallie Miller	Shelby W. Money
<b>CLINTON TOWNSHIP</b>						
02	36	7	9	7	15	18
04	25	8	1	6	6	5
06	73	6	5	11	16	9
08	44	1	0	4	2	3
12	30	1	0	2	1	0
28	8	5	1	6	0	0
33	92	10	4	2	7	4
34	5	0	0	0	0	0
45	64	3	0	2	2	0
AVCB 05	260	114	39	61	123	60
	637	155	59	101	172	99
<b>HARRISON CHARTER TOWNSHIP</b>						
08	6	0	0	0	0	0
AVCB 01	1,824	0	1	0	1	0
	1,830	0	1	0	1	0
<b>MT. CLEMENS</b>						
01	126	55	64	69	21	17
02	246	61	50	78	112	135
03	117	33	27	37	43	65
04	90	25	27	41	21	48

■ Yellow in the TOTALS column means precinct hasn't reported

These same results may also be obtained via:

- > Election Telephone Hotline: 586.469.5209
- > 24-Hour Fax (Within MI): 1.888.99.CLERK (request document number 6700)
- > 24-Hour Fax (Outside of MI): 1.310.575.5035 (request document number 6700)



# Election Results

## Mount Clemens Community Schools Board of Education Vote for not more than 2

Official results, updated May 19, 10:14 AM

[Race List](#) | [Race Summary](#) | [Race Details](#) | [Race Details \(Printer Friendly\)](#)

	POLL BOOK TOTALS	Gregory Murray	Malcolm Newton	Sabina M. Turner	Sallie Miller	Shelby W. Money
<b>CLINTON TOWNSHIP</b>						
02	36	7	9	7	15	18
04	25	8	1	6	6	5
06	73	6	5	11	16	9
08	44	1	0	4	2	3
12	30	1	0	2	1	0
28	8	5	1	6	0	0
33	92	10	4	2	7	4
34	5	0	0	0	0	0
45	64	3	0	2	2	0
AVCB 05	260	114	39	61	123	60
	637	155	59	101	172	99
<b>HARRISON CHARTER TOWNSHIP</b>						
08	6	0	0	0	0	0
AVCB 01	1,824	0	1	0	1	0
	1,830	0	1	0	1	0
<b>MT. CLEMENS</b>						
01	126	55	64	69	21	17
02	246	61	50	78	112	135
03	117	33	27	37	43	65
04	90	25	27	41	21	48
05	39	18	11	23	7	3
06	96	38	25	35	32	31
08	59	24	14	14	18	35
09	194	54	18	38	122	93
AVCB 01	682	238	201	277	272	190
	1,649	546	437	612	648	617
<b>TOTALS</b>						
	4,116	701	497	713	821	716

■ Yellow in the TOTALS column means precinct hasn't reported

These same results may also be obtained via:

- > Election Telephone Hotline: 586.469.5209
- > 24-Hour Fax (Within MI): 1.888.99.CLERK (request document number 6700)
- > 24-Hour Fax (Outside of MI): 1.310.575.5035 (request document number 6700)



# Election Results

## New Haven Community Schools

Board of Education

Vote for not more than 2

Official results, updated May 19, 10:14 AM

[Race List](#) | [Race Summary](#) | [Race Details](#) | [Race Details \(Printer Friendly\)](#)

	POLL BOOK TOTALS	Gina Walker	Kenneth B. Thompson	Kurt S. Kramer	Tracy Bonkowski
<b>CHESTERFIELD CHARTER TOWNSHIP</b>					
04	75	6	4	4	8
19	143	63	42	41	82
	218	69	46	45	90
<b>LENOX TOWNSHIP</b>					
01	177	0	0	0	0
02	222	84	72	31	81
03,04	225	127	101	46	124
	624	211	173	77	205
<b>MACOMB TOWNSHIP</b>					
09	27	10	11	8	12
11	78	5	5	3	9
24	99	42	39	23	47
AVCB 01	1,137	58	78	31	70
AVCB 02	1,286	12	6	15	21
	2,627	127	139	80	159
<b>RAY TOWNSHIP</b>					
02	144	36	31	15	42
AVCB 01	193	18	26	15	30
	337	54	57	30	72
<b>TOTALS</b>					

■ Yellow in the TOTALS column means precinct hasn't reported

These same results may also be obtained via:

- > Election Telephone Hotline: 586.469.5209
- > 24-Hour Fax (Within MI): 1.888.99.CLERK (request document number 6700)
- > 24-Hour Fax (Outside of MI): 1.310.575.5035 (request document number 6700)



# Election Results

## New Haven Community Schools

Board of Education

Vote for not more than 2

Official results, updated May 19, 10:14 AM

[Race List](#) | [Race Summary](#) | [Race Details](#) | [Race Details \(Printer Friendly\)](#)

	POLL BOOK TOTALS	Gina Walker	Kenneth B. Thompson	Kurt S. Kramer	Tracy Bonkowski
<b>CHESTERFIELD CHARTER TOWNSHIP</b>					
04	75	6	4	4	8
19	143	63	42	41	82
	218	69	46	45	90
<b>LENOX TOWNSHIP</b>					
01	177	0	0	0	0
02	222	84	72	31	81
03,04	225	127	101	46	124
	624	211	173	77	205
<b>MACOMB TOWNSHIP</b>					
09	27	10	11	8	12
11	78	5	5	3	9
24	99	42	39	23	47
AVCB 01	1,137	58	78	31	70
AVCB 02	1,286	12	6	15	21
	2,627	127	139	80	159
<b>RAY TOWNSHIP</b>					
02	144	36	31	15	42
AVCB 01	193	18	26	15	30
	337	54	57	30	72
<b>TOTALS</b>					
	3,806	461	415	232	526

■ Yellow in the TOTALS column means precinct hasn't reported

These same results may also be obtained via:

- > Election Telephone Hotline: 586.469.5209
- > 24-Hour Fax (Within MI): 1.888.99.CLERK (request document number 6700)
- > 24-Hour Fax (Outside of MI): 1.310.575.5035 (request document number 6700)



# Election Results

## Richmond Community Schools

Board of Education  
Vote for not more than 2

Official results, updated May 19, 10:14 AM

[Race List](#) | [Race Summary](#) | [Race Details](#) | [Race Details \(Printer Friendly\)](#)

	POLL BOOK TOTALS	Kathy B. Tufnell	Lori Schweiger	Steve Loria
<b>CASCO/COLUMBUS TOWNSHIPS</b>				
01	152	100	60	114
	152	100	60	114
<b>LENOX TOWNSHIP</b>				
01	177	63	93	89
02	222	6	8	4
	399	69	101	93
<b>RICHMOND TOWNSHIP</b>				
01	194	106	80	161
	194	106	80	161
<b>RICHMOND CITY</b>				
01,02	636	394	333	404
	636	394	333	404
<b>TOTALS</b>				
	1,381	669	574	772

■ Yellow in the TOTALS column means precinct hasn't reported

These same results may also be obtained via:

- > Election Telephone Hotline: 586.469.5209
- > 24-Hour Fax (Within MI): 1.888.99.CLERK (request document number 6700)
- > 24-Hour Fax (Outside of MI): 1.310.575.5035 (request document number 6700)



# Election Results

## Richmond Community Schools

Board of Education

Vote for not more than 2

Official results, updated May 19, 10:14 AM

[Race List](#) | [Race Summary](#) | [Race Details](#) | [Race Details \(Printer Friendly\)](#)

	POLL BOOK TOTALS	Kathy B. Tufnell	Lori Schweiger	Steve Loria
<b>CASCO/COLUMBUS TOWNSHIPS</b>				
01	152	100	60	114
	152	100	60	114
<b>LENOX TOWNSHIP</b>				
01	177	63	93	89
02	222	6	8	4
	399	69	101	93
<b>RICHMOND TOWNSHIP</b>				
01	194	106	80	161
	194	106	80	161
<b>RICHMOND CITY</b>				
01,02	636	394	333	404
	636	394	333	404
<b>TOTALS</b>				
	1,381	669	574	772

■ Yellow in the TOTALS column means precinct hasn't reported

These same results may also be obtained via:

- > Election Telephone Hotline: 586.469.5209
- > 24-Hour Fax (Within MI): 1.888.99.CLERK (request document number 6700)
- > 24-Hour Fax (Outside of MI): 1.310.575.5035 (request document number 6700)





Warren Consolidated Schools  
Board of Education  
Vote for not more than 2

Official results, updated May 19, 10:14 AM

[Race List](#) | [Race Summary](#) | [Race Details](#) | [Race Details \(Printer Friendly\)](#)

	POLL BOOK TOTALS	Carl Weckerle	Clifford Terry	Jon L. Green	Lori Crow
<b>STERLING HEIGHTS</b>					
01	49	11	23	25	16
02	86	12	39	34	32
03	47	7	21	24	27
04	136	21	86	56	48
05	100	27	49	35	42
06,10	139	35	50	47	50
08,46	72	17	27	25	30
09,15	123	36	53	53	55
11	97	21	50	40	39
16,17	74	11	22	37	38
18,19	108	24	40	58	47
25	53	13	21	21	24
47	29	4	15	12	10
AVCB 01	1,434	214	730	502	651
AVCB 02	1,200	252	603	423	623
	3,747	705	1,829	1,392	1,732
<b>TROY</b>					
24,25	322	72	172	122	222
	322	72	172	122	222
<b>WARREN</b>					

■ Yellow in the TOTALS column means precinct hasn't reported

These same results may also be obtained via:

- > Election Telephone Hotline: 586.469.5209
- > 24-Hour Fax (Within MI): 1.888.99.CLERK (request document number 6700)
- > 24-Hour Fax (Outside of MI): 1.310.575.5035 (request document number 6700)



# Election Results

## Warren Consolidated Schools

Board of Education  
Vote for not more than 2

Official results, updated May 19, 10:14 AM

[Race List](#) | [Race Summary](#) | [Race Details](#) | [Race Details \(Printer Friendly\)](#)

	POLL BOOK TOTALS	Carl Weckerle	Clifford Terry	Jon L. Green	Lori Crow
<b>STERLING HEIGHTS</b>					
01	49	11	23	25	16
02	86	12	39	34	32
03	47	7	21	24	27
04	136	21	86	56	48
05	100	27	49	35	42
06,10	139	35	50	47	50
08,46	72	17	27	25	30
09,15	123	36	53	53	55
11	97	21	50	40	39
16,17	74	11	22	37	38
18,19	108	24	40	58	47
25	53	13	21	21	24
47	29	4	15	12	10
AVCB 01	1,434	214	730	502	651
AVCB 02	1,200	252	603	423	623
	3,747	705	1,829	1,392	1,732
<b>TROY</b>					
24,25	322	72	172	122	222
	322	72	172	122	222
<b>WARREN</b>					
41,42,43	97	4	5	12	13
68	50	20	20	23	18
69,70	69	23	20	36	20
71,74	106	39	47	58	34
72,72A,73	104	20	46	47	38
76,78	99	18	42	50	42
80,81,88	113	20	38	57	55
82,84	101	23	49	57	34
85,86	158	33	60	96	51
90,94	78	14	36	47	21
92,93	57	12	21	26	30
96,106,108	198	50	100	75	75
97,98,99,99A	239	34	94	133	99
100,103,105	121	34	58	43	57

101,102	92	17	33	53	48
109,110	146	27	61	58	76
AVCB 5	3,127	689	1,381	1,481	1,650
	4,955	1,077	2,111	2,352	2,361
<b>TOTALS</b>					
	9,024	1,854	4,112	3,866	4,315

■ Yellow in the TOTALS column means precinct hasn't reported

These same results may also be obtained via:

- > Election Telephone Hotline: 586.469.5209
- > 24-Hour Fax (Within MI): 1.888.99.CLERK (request document number 6700)
- > 24-Hour Fax (Outside of MI): 1.310.575.5035 (request document number 6700)



# Election Results

## East Detroit Public Schools Millage Proposition

Official results, updated May 19, 10:14 AM

[Race List](#) | [Race Summary](#) | [Race Details](#) | [Race Details \(Printer Friendly\)](#)

	POLL BOOK TOTALS	Yes	No
<b>EASTPOINTE</b>			
01	141	81	59
02,03	417	289	124
04,05	344	212	125
06	111	89	21
07,08	348	216	121
09,10	250	172	75
11,12	383	251	126
13	203	122	78
	2,197	1,432	729
<b>WARREN</b>			
32,33,34	58	39	18
36,37	77	50	27
AVCB 2	173	98	74
	308	187	119
<b>TOTALS</b>			
	2,505	1,619	848

■ Yellow in the TOTALS column means precinct hasn't reported

These same results may also be obtained via:

- > Election Telephone Hotline: 586.469.5209
- > 24-Hour Fax (Within MI): 1.888.99.CLERK (request document number 6700)
- > 24-Hour Fax (Outside of MI): 1.310.575.5035 (request document number 6700)



# Election Results

## East Detroit Public Schools Millage Proposition

Official results, updated May 19, 10:14 AM

[Race List](#) | [Race Summary](#) | [Race Details](#) | [Race Details \(Printer Friendly\)](#)

	POLL BOOK TOTALS	Yes	No
<b>EASTPOINTE</b>			
01	141	81	59
02,03	417	289	124
04,05	344	212	125
06	111	89	21
07,08	348	216	121
09,10	250	172	75
11,12	383	251	126
13	203	122	78
	2,197	1,432	729
<b>WARREN</b>			
32,33,34	58	39	18
36,37	77	50	27
AVCB 2	173	98	74
	308	187	119
<b>TOTALS</b>			
	2,505	1,619	848

■ Yellow in the TOTALS column means precinct hasn't reported

These same results may also be obtained via:

- > Election Telephone Hotline: 586.469.5209
- > 24-Hour Fax (Within MI): 1.888.99.CLERK (request document number 6700)
- > 24-Hour Fax (Outside of MI): 1.310.575.5035 (request document number 6700)



# Election Results

## South Lake Schools Bond Proposition

Official results, updated May 19, 10:14 AM

[Race List](#) | [Race Summary](#) | [Race Details](#) | [Race Details \(Printer Friendly\)](#)

	POLL BOOK TOTALS	Yes	No
<b>EASTPOINTE</b>			
14	388	255	129
	388	255	129
<b>LAKE TOWNSHIP</b>			
01	26	16	4
	26	16	4
<b>ST. CLAIR SHORES</b>			
01	233	159	73
02	215	164	51
03	194	135	59
04	154	108	46
05	272	201	71
06	232	167	65
07	175	118	56
AVCB 01	1,672	979	682
	3,147	2,031	1,103
<b>TOTALS</b>			
	3,561	2,302	1,236

■ Yellow in the TOTALS column means precinct hasn't reported

These same results may also be obtained via:

- > Election Telephone Hotline: 586.469.5209
- > 24-Hour Fax (Within MI): 1.888.99.CLERK (request document number 6700)
- > 24-Hour Fax (Outside of MI): 1.310.575.5035 (request document number 6700)



# Election Results

## South Lake Schools Bond Proposition

Official results, updated May 19, 10:14 AM

[Race List](#) | [Race Summary](#) | [Race Details](#) | [Race Details \(Printer Friendly\)](#)

	POLL BOOK TOTALS	Yes	No
<b>EASTPOINTE</b>			
14	388	255	129
	388	255	129
<b>LAKE TOWNSHIP</b>			
01	26	16	4
	26	16	4
<b>ST. CLAIR SHORES</b>			
01	233	159	73
02	215	164	51
03	194	135	59
04	154	108	46
05	272	201	71
06	232	167	65
07	175	118	56
AVCB 01	1,672	979	682
	3,147	2,031	1,103
<b>TOTALS</b>			
	3,561	2,302	1,236

■ Yellow in the TOTALS column means precinct hasn't reported

These same results may also be obtained via:

- > Election Telephone Hotline: 586.469.5209
- > 24-Hour Fax (Within MI): 1.888.99.CLERK (request document number 6700)
- > 24-Hour Fax (Outside of MI): 1.310.575.5035 (request document number 6700)



# Election Results

## Van Dyke Public Schools Bond Proposition

Official results, updated May 19, 10:14 AM

[Race List](#) | [Race Summary](#) | [Race Details](#) | [Race Details \(Printer Friendly\)](#)

	POLL BOOK TOTALS	Yes	No
<b>CENTER LINE</b>			
05	89	57	29
AVCB 01	437	45	25
	526	102	54
<b>WARREN</b>			
15,16,17	134	89	42
18,20	136	100	33
21,24,26	219	160	55
22,23,38	139	93	28
27,28	69	38	31
29	128	70	55
47,48	120	1	0
49,50	62	1	0
AVCB 4	383	139	231
	1,390	691	475
<b>TOTALS</b>			
	1,916	793	529

■ Yellow in the TOTALS column means precinct hasn't reported

These same results may also be obtained via:

- > Election Telephone Hotline: 586.469.5209
- > 24-Hour Fax (Within MI): 1.888.99.CLERK (request document number 6700)
- > 24-Hour Fax (Outside of MI): 1.310.575.5035 (request document number 6700)





# Election Results

## Van Dyke Public Schools Bond Proposition

Official results, updated May 19, 10:14 AM

[Race List](#) | [Race Summary](#) | [Race Details](#) | [Race Details \(Printer Friendly\)](#)

	POLL BOOK TOTALS	Yes	No
<b>CENTER LINE</b>			
05	89	57	29
AVCB 01	437	45	25
	526	102	54
<b>WARREN</b>			
15,16,17	134	89	42
18,20	136	100	33
21,24,26	219	160	55
22,23,38	139	93	28
27,28	69	38	31
29	128	70	55
47,48	120	1	0
49,50	62	1	0
AVCB 4	383	139	231
	1,390	691	475
<b>TOTALS</b>			
	1,916	793	529

■ Yellow in the TOTALS column means precinct hasn't reported

These same results may also be obtained via:

- > Election Telephone Hotline: 586.469.5209
- > 24-Hour Fax (Within MI): 1.888.99.CLERK (request document number 6700)
- > 24-Hour Fax (Outside of MI): 1.310.575.5035 (request document number 6700)