



Election Results

Macomb County November 2, 2010 Election

Click below for the official results of the November 2, 2010 General Election for Macomb County as the results are tabulated.

This site is brought to you by [Macomb County Clerk/Register of Deeds Carmella Sabaugh](#). Macomb County campaign finance documents are available online.

View the results of previous elections at the [Macomb County Clerk's Election Department](#).

View the Macomb County [2010 Primary results](#). Choose an option below to explore our site.



Results

Click for election results by race, including breakdown by precincts.



Precinct Reporting Details

Click for a listing of precincts and jurisdictions yet to report.



Campaign Finance Reports

Click for Campaign Finance Reports, committees that still owe fees to the County, and more.



More Election Information

Click to visit the Macomb County Clerk's Election Department's website.



Voter Turnout

Click for a listing of voter turnout by jurisdiction.



Election Results

Macomb County November 2, 2010 Election

Click below for the official results of the November 2, 2010 General Election for Macomb County as the results are tabulated.

This site is brought to you by [Macomb County Clerk/Register of Deeds Carmella Sabaugh](#). Macomb County campaign finance documents are available online.

View the results of previous elections at the [Macomb County Clerk's Election Department](#).

View the Macomb County [2010 Primary results](#). Choose an option below to explore our site.



Results

Click for election results by race, including breakdown by precincts.



Precinct Reporting Details

Click for a listing of precincts and jurisdictions yet to report.



Campaign Finance Reports

Click for Campaign Finance Reports, committees that still owe fees to the County, and more.



More Election Information

Click to visit the Macomb County Clerk's Election Department's website.



Voter Turnout

Click for a listing of voter turnout by jurisdiction.



Election Results

Macomb County November 2, 2010 Election

Statewide Offices

- > [Governor/Lt. Governor](#)
- > [Secretary of State](#)
- > [Attorney General](#)

U.S. House of Representatives

- > [District 10](#)
- > [District 12](#)

State Senate

- > [District 9](#)
- > [District 10](#)
- > [District 11](#)

State House of Representatives

- > [District 24](#)
- > [District 25](#)
- > [District 28](#)
- > [District 30](#)
- > [District 31](#)
- > [District 32](#)
- > [District 33](#)
- > [District 36](#)
- > [District 42](#)

State Board of Education and College/University Boards

- > [Member of the State Board of Education](#)
- > [Regent of the University of Michigan](#)
- > [Trustee of Michigan State University](#)
- > [Governor of Wayne State University](#)

County Offices

- > [County Executive](#)

County Commission

- > [District 1](#)
- > [District 2](#)
- > [District 3](#)
- > [District 4](#)
- > [District 5](#)
- > [District 6](#)
- > [District 7](#)
- > [District 8](#)
- > [District 9](#)
- > [District 10](#)
- > [District 11](#)

- > District 12
- > District 13

Judgeships

- > Justice of Supreme Court
- > Judge of Court of Appeals: 2nd District - Incumbent Position
- > Judge of Circuit Court: 16th Circuit - Incumbent Position
- > Judge of Circuit Court: 16th Circuit - Non-Incumbent Position
- > Judge of District Court: 37th District - Incumbent Position
- > Judge of District Court: 37th District - Incumbent Position (Partial Term)
- > Judge of District Court: 39th District - Incumbent Position
- > Judge of District Court: 41A District - Incumbent Position
- > Judge of District Court: 41B District - Incumbent Position
- > Judge of District Court: 42nd District, Division II - Incumbent Position (Partial Term)

Township/Village Offices

- > Chesterfield Township: Library Board Director (Partial Term)
- > Armada Village: President
- > Armada Village: Clerk
- > Armada Village: Treasurer
- > Armada Village: Trustee
- > New Haven Village: President
- > New Haven Village: Clerk
- > New Haven Village: Treasurer
- > New Haven Village: Trustee
- > Romeo Village: President
- > Romeo Village: Clerk
- > Romeo Village: Treasurer
- > Romeo Village: Trustee

Local Boards of Education

- > Almont Community Schools
- > Armada Area Schools
- > Lake Shore Public Schools
- > Romeo Community Schools
- > South Lake Schools
- > Board of Trustees Member - Macomb Community College

Proposals

- > Statewide Proposal 10-1
- > Statewide Proposal 10-2
- > Eastpointe - Charter Amendment Proposal
- > Eastpointe - Library Millage
- > Eastpointe - Parks and Recreation Millage
- > Mount Clemens
- > St. Clair Shores - Proposal 1
- > St. Clair Shores - Proposal 2
- > Warren City - Charter Amendment Proposal 1
- > Warren City - Charter Amendment Proposal 2
- > Harrison Township
- > Almont Community Schools
- > Fitzgerald Public Schools
- > Lake Shore Public Schools
- > Romeo Community Schools - Tax Limitation Proposal - Operating Millage

- > Romeo Community Schools - School Improvement Bond Proposition
- > South Lake Schools

© Copyright Macomb County, Michigan
40 North Main, 1st Floor, Mount Clemens, MI 48043



Election Results

Macomb County November 2, 2010 Election Precinct Reporting Details

This page contains information about when each jurisdiction reports results. "% In" shows the current number of precincts reporting for that jurisdiction. The "First Report" column shows when they reported the first set of results. When half of the precincts have reported, a timestamp will be recorded in the "50% Reported" column. Once all results are in, the "Results Final" column will be filled-in. You can re-sort the list by clicking any column header.

Updated November 15, 9:12 AM

Jurisdiction	% In	First Report	50% Reported	Results Final
Armada Township	100%	11-02 11:02 PM	11-02 11:02 PM	11-02 11:02 PM
Berlin Township	100%	11-04 11:01 AM	11-04 11:01 AM	11-04 11:01 AM
Bruce Township	100%	11-02 11:02 PM	11-02 11:02 PM	11-02 11:02 PM
Center Line	100%	11-02 11:40 PM	11-02 11:40 PM	11-02 11:40 PM
Chesterfield Township	100%	11-02 11:02 PM	11-02 11:02 PM	11-02 11:40 PM
Clinton Township	100%	11-02 10:59 PM	11-02 10:59 PM	11-02 10:59 PM
Eastpointe	100%	11-03 12:34 AM	11-03 12:34 AM	11-03 12:34 AM
Fraser	100%	11-02 11:02 PM	11-02 11:02 PM	11-02 11:02 PM
Harrison Township	100%	11-02 10:20 PM	11-02 10:20 PM	11-02 10:20 PM
Lenox Township	100%	11-02 11:40 PM	11-02 11:40 PM	11-02 11:40 PM
Macomb Township	100%	11-02 11:02 PM	11-02 11:02 PM	11-02 11:40 PM
Memphis	100%	11-02 11:02 PM	11-02 11:02 PM	11-02 11:02 PM
Mt. Clemens	100%	11-02 11:02 PM	11-02 11:02 PM	11-02 11:02 PM
New Baltimore	100%	11-02 11:40 PM	11-02 11:40 PM	11-02 11:40 PM
Ray Township	100%	11-02 11:02 PM	11-02 11:02 PM	11-02 11:02 PM
Richmond Township	100%	11-02 11:02 PM	11-02 11:02 PM	11-02 11:02 PM
Richmond City	100%	11-02 11:02 PM	11-02 11:02 PM	11-02 11:02 PM
Riley Township	100%	11-04 11:01 AM	11-04 11:01 AM	11-04 11:01 AM
Roseville	100%	11-02 11:02 PM	11-02 11:02 PM	11-02 11:40 PM
Shelby Township	60%	11-02 9:02 PM	11-02 10:20 PM	
St. Clair Shores	100%	11-02 11:26 PM	11-02 11:26 PM	11-02 11:26 PM
Sterling Heights	100%	11-02 11:02 PM	11-02 11:40 PM	11-02 11:40 PM
Utica	100%	11-02 11:02 PM	11-02 11:02 PM	11-02 11:02 PM
Village of Grosse Pointe Shores	100%	11-02 11:02 PM	11-02 11:02 PM	11-02 11:02 PM
Warren	100%	11-02 11:40 PM	11-02 11:40 PM	11-03 12:34 AM
Washington Township	100%	11-02 11:02 PM	11-02 11:02 PM	11-02 11:02 PM



Election Results

Macomb County November 2, 2010 Election Voter Turnout

This page shows you the percentage of registered voters who cast a ballot for this election, by jurisdiction. These numbers will continue to increase until all precincts have reported. You can re-sort the list by clicking a column header.

Updated November 15, 9:12 AM

Jurisdiction ▼	Turnout
Armada Township	54.7%
Bruce Township	58.7%
Center Line	41.8%
Chesterfield Township	44.9%
Clinton Township	43.4%
Eastpointe	41.8%
Fraser	47.9%
Harrison Township	47.8%
Lenox Township	41.7%
Macomb Township	47.1%
Memphis	44.8%
Mt. Clemens	39.6%
New Baltimore	48.6%
Ray Township	52.1%
Richmond Township	51.7%
Richmond City	48.7%
Roseville	36.9%
Shelby Township	49.5%
St. Clair Shores	51.9%
Sterling Heights	45.7%
Utica	45.6%
Village of Grosse Pointe Shores	59.6%
Warren	39.9%
Washington Township	54.3%
MACOMB COUNTY	45.7%



Governor/Lt. Governor
One 4-year term

Official results, updated November 15, 9:11 AM

[Race List](#) | [Race Summary](#) | [Race Details](#) | [Race Details \(Printer Friendly\)](#)

362 of 362 (100.0%) precincts reporting*				
Rick Snyder/Brian N. Calley	REP	164,660	61.3%	
Virg Bernero/Brenda Lawrence	DEM	98,675	36.7%	
Ken Proctor/Erwin J. Haas	LIB	1,998	0.7%	
Stacey Mathia/Chris Levels	UST	1,799	0.7%	
Harley Mikkelson/Lynn Meadows	GRN	1,567	0.6%	

*Please Note: A precinct will not display in the percent of precincts reporting until both election day and AV (absentee) results are recorded for that precinct.

These same results may also be obtained via:
> Election Telephone Hotline: 586.469.5209



Secretary of State
One 4-year term

Official results, updated November 15, 9:11 AM

[Race List](#) | [Race Summary](#) | [Race Details](#) | [Race Details \(Printer Friendly\)](#)

362 of 362 (100.0%) precincts reporting*				
Ruth Johnson	REP	136,995	52.0%	
Jocelyn Michelle Benson	DEM	114,854	43.6%	
Scotty Boman	LIB	5,319	2.0%	
Robert Gale	UST	3,723	1.4%	
John Anthony La Pietra	GRN	2,662	1.0%	

*Please Note: A precinct will not display in the percent of precincts reporting until both election day and AV (absentee) results are recorded for that precinct.

These same results may also be obtained via:
> Election Telephone Hotline: 586.469.5209



Attorney General One 4-year term

Official results, updated November 15, 9:11 AM

[Race List](#) | [Race Summary](#) | [Race Details](#) | [Race Details \(Printer Friendly\)](#)

362 of 362 (100.0%) precincts reporting*				
Bill Schuette	REP	143,377	55.4%	
David Leyton	DEM	103,937	40.2%	
Gerald T. Van Sickle	UST	5,932	2.3%	
Daniel W. Grow	LIB	5,620	2.2%	

*Please Note: A precinct will not display in the percent of precincts reporting until both election day and AV (absentee) results are recorded for that precinct.

These same results may also be obtained via:
> Election Telephone Hotline: 586.469.5209



Representative in Congress
 10th District
 One 2-year term

Official results, updated November 15, 9:11 AM

[Race List](#) | [Race Summary](#) | [Race Details](#) | [Race Details \(Printer Friendly\)](#)

165 of 165 (100.0%) precincts reporting*				
Candice S. Miller	REP	92,377	72.5%	
Henry Yanez	DEM	31,531	24.8%	
Claude Beavers	LIB	1,917	1.5%	
Candace R. Caveny	GRN	1,550	1.2%	

*Please Note: A precinct will not display in the percent of precincts reporting until both election day and AV (absentee) results are recorded for that precinct.

These same results may also be obtained via:
 > Election Telephone Hotline: 586.469.5209



Representative in Congress
 12th District
 One 2-year term

Official results, updated November 15, 9:11 AM

[Race List](#) | [Race Summary](#) | [Race Details](#) | [Race Details \(Printer Friendly\)](#)

197 of 197 (100.0%) precincts reporting*

Sander Levin	DEM	72,963	53.0%	
Don Volaric	REP	58,542	42.5%	
Julia Williams	GRN	2,190	1.6%	
Les Townsend	UST	1,803	1.3%	
Leonard Schwartz	LIB	1,768	1.3%	
Alan Jacquemotte	NLP	319	0.2%	

*Please Note: A precinct will not display in the percent of precincts reporting until both election day and AV (absentee) results are recorded for that precinct.

These same results may also be obtained via:
 > Election Telephone Hotline: 586.469.5209



State Senator
 9th District
 One 4-year term

Official results, updated November 15, 9:11 AM

[Race List](#) | [Race Summary](#) | [Race Details](#) | [Race Details \(Printer Friendly\)](#)

108 of 108 (100.0%) precincts reporting*				
Steven Bieda	DEM	42,039	54.3%	
Michael Ennis	REP	33,258	43.0%	
Richard T. Kuszmar	GRN	2,072	2.7%	

*Please Note: A precinct will not display in the percent of precincts reporting until both election day and AV (absentee) results are recorded for that precinct.

These same results may also be obtained via:
 > Election Telephone Hotline: 586.469.5209



Election Results

State Senator 10th District One 4-year term

Official results, updated November 15, 9:11 AM

[Race List](#) | [Race Summary](#) | [Race Details](#) | [Race Details \(Printer Friendly\)](#)

121 of 121 (100.0%) precincts reporting*				
Tory Rocca	REP	44,486	54.3%	
Paul Gieleghem	DEM	37,369	45.7%	

*Please Note: A precinct will not display in the percent of precincts reporting until both election day and AV (absentee) results are recorded for that precinct.

These same results may also be obtained via:
> Election Telephone Hotline: 586.469.5209



State Senator
 11th District
 One 4-year term

Official results, updated November 15, 9:11 AM

[Race List](#) | [Race Summary](#) | [Race Details](#) | [Race Details \(Printer Friendly\)](#)

133 of 133 (100.0%) precincts reporting*				
Jack Brandenburg	REP	65,403	65.7%	
Jim Ayres	DEM	34,166	34.3%	

*Please Note: A precinct will not display in the percent of precincts reporting until both election day and AV (absentee) results are recorded for that precinct.

These same results may also be obtained via:
 > Election Telephone Hotline: 586.469.5209



Representative in State Legislature
 24th District
 One 2-year term

Official results, updated November 15, 9:11 AM

[Race List](#) | [Race Summary](#) | [Race Details](#) | [Race Details \(Printer Friendly\)](#)

35 of 35 (100.0%) precincts reporting*				
Anthony G. Forlini	REP	16,552	50.2%	
Sarah Roberts	DEM	15,516	47.0%	
Keith P. Edwards	LIB	919	2.8%	

*Please Note: A precinct will not display in the percent of precincts reporting until both election day and AV (absentee) results are recorded for that precinct.

These same results may also be obtained via:
 > Election Telephone Hotline: 586.469.5209



Representative in State Legislature
 25th District
 One 2-year term

Official results, updated November 15, 9:11 AM

[Race List](#) | [Race Summary](#) | [Race Details](#) | [Race Details \(Printer Friendly\)](#)

36 of 36 (100.0%) precincts reporting*				
Jon M. Switalski	DEM	14,891	51.5%	
Sean Clark	REP	13,167	45.6%	
Steven T. Revis	UST	427	1.5%	
James Allison	LIB	413	1.4%	

*Please Note: A precinct will not display in the percent of precincts reporting until both election day and AV (absentee) results are recorded for that precinct.

These same results may also be obtained via:
 > Election Telephone Hotline: 586.469.5209



Representative in State Legislature
 28th District
 One 2-year term

Official results, updated November 15, 9:11 AM

[Race List](#) | [Race Summary](#) | [Race Details](#) | [Race Details \(Printer Friendly\)](#)

41 of 41 (100.0%) precincts reporting*				
Lesia Liss	DEM	12,389	57.8%	
Marc Goodson	REP	7,281	34.0%	
Gloria Sankuer	NPA	1,762	8.2%	

*Please Note: A precinct will not display in the percent of precincts reporting until both election day and AV (absentee) results are recorded for that precinct.



These same results may also be obtained via:
 > Election Telephone Hotline: 586.469.5209



Representative in State Legislature
 30th District
 One 2-year term

Official results, updated November 15, 9:11 AM

[Race List](#) | [Race Summary](#) | [Race Details](#) | [Race Details \(Printer Friendly\)](#)

41 of 41 (100.0%) precincts reporting*				
Jeff Farrington	REP	15,732	55.7%	
Ken Lampar	DEM	12,502	44.3%	

*Please Note: A precinct will not display in the percent of precincts reporting until both election day and AV (absentee) results are recorded for that precinct.

These same results may also be obtained via:
 > Election Telephone Hotline: 586.469.5209



Representative in State Legislature

31st District
One 2-year term

Official results, updated November 15, 9:11 AM

[Race List](#) | [Race Summary](#) | [Race Details](#) | [Race Details \(Printer Friendly\)](#)

43 of 43 (100.0%) precincts reporting*				
Marilyn Lane	DEM	12,710	50.9%	
Dan Tollis	REP	10,874	43.6%	
James Miller	LIB	792	3.2%	
Dan Elles	NPA	584	2.3%	

*Please Note: A precinct will not display in the percent of precincts reporting until both election day and AV (absentee) results are recorded for that precinct.

These same results may also be obtained via:
> Election Telephone Hotline: 586.469.5209



Representative in State Legislature
 32nd District
 One 2-year term

Official results, updated November 15, 9:11 AM

[Race List](#) | [Race Summary](#) | [Race Details](#) | [Race Details \(Printer Friendly\)](#)

36 of 36 (100.0%) precincts reporting*				
Andrea LaFontaine	REP	12,548	49.9%	
Jennifer Haase	DEM	11,587	46.1%	
Scott Dudek	LIB	1,026	4.1%	

*Please Note: A precinct will not display in the percent of precincts reporting until both election day and AV (absentee) results are recorded for that precinct.

These same results may also be obtained via:
 > Election Telephone Hotline: 586.469.5209



Representative in State Legislature

33rd District

One 2-year term

Official results, updated November 15, 9:11 AM

[Race List](#) | [Race Summary](#) | [Race Details](#) | [Race Details \(Printer Friendly\)](#)

53 of 53 (100.0%) precincts reporting*				
Ken Goike	REP	24,469	66.5%	
Andrew Prasiloski	DEM	12,339	33.5%	

*Please Note: A precinct will not display in the percent of precincts reporting until both election day and AV (absentee) results are recorded for that precinct.

These same results may also be obtained via:

> Election Telephone Hotline: 586.469.5209



Representative in State Legislature
 36th District
 One 2-year term

Official results, updated November 15, 9:11 AM

[Race List](#) | [Race Summary](#) | [Race Details](#) | [Race Details \(Printer Friendly\)](#)

42 of 42 (100.0%) precincts reporting*				
Pete Lund	REP	25,523	69.8%	
Robert Murphy	DEM	11,027	30.2%	

*Please Note: A precinct will not display in the percent of precincts reporting until both election day and AV (absentee) results are recorded for that precinct.

These same results may also be obtained via:
 > Election Telephone Hotline: 586.469.5209



Representative in State Legislature
 42nd District
 One 2-year term

Official results, updated November 15, 9:11 AM

[Race List](#) | [Race Summary](#) | [Race Details](#) | [Race Details \(Printer Friendly\)](#)

36 of 36 (100.0%) precincts reporting*				
Harold L. Haugh	DEM	14,928	64.1%	
Stuart K. Jason	REP	7,497	32.2%	
Terry W. Mulawa	LIB	857	3.7%	

*Please Note: A precinct will not display in the percent of precincts reporting until both election day and AV (absentee) results are recorded for that precinct.

These same results may also be obtained via:
 > Election Telephone Hotline: 586.469.5209



Member of the State Board of Education
Two 8-year terms

Official results, updated November 15, 9:11 AM

[Race List](#) | [Race Summary](#) | [Race Details](#) | [Race Details \(Printer Friendly\)](#)

362 of 362 (100.0%) precincts reporting*				
Eileen Weiser	REP	123,760	26.5%	
Richard Zeile	REP	113,866	24.3%	
Elizabeth W. Bauer	DEM	106,290	22.7%	
Lupe Ramos-Montigny	DEM	83,821	17.9%	
Karen Adams	UST	9,884	2.1%	
Bill Hall	LIB	6,539	1.4%	
Mary T. Wood	GRN	6,213	1.3%	
Ronald Monroe	UST	6,201	1.3%	
Dick Gach	LIB	5,163	1.1%	
Latham Redding	GRN	3,102	0.7%	
Stacy Kohmescher	NLP	2,935	0.6%	

*Please Note: A precinct will not display in the percent of precincts reporting until both election day and AV (absentee) results are recorded for that precinct.

These same results may also be obtained via:
> Election Telephone Hotline: 586.469.5209



Regent of the University of Michigan Two 8-year terms

Official results, updated November 15, 9:11 AM

[Race List](#) | [Race Summary](#) | [Race Details](#) | [Race Details \(Printer Friendly\)](#)

362 of 362 (100.0%) precincts reporting*				
Andrea Fischer Newman	REP	119,346	26.3%	
Andrew C. Richner	REP	112,647	24.8%	
Paul Brown	DEM	93,525	20.6%	
Greg Stephens	DEM	89,111	19.6%	
Joe Sanger	UST	7,550	1.7%	
Linda Schrock Taylor	UST	7,242	1.6%	
Diana Demers	GRN			



Trustee of Michigan State University Two 8-year terms

Official results, updated November 15, 9:11 AM

[Race List](#) | [Race Summary](#) | [Race Details](#) | [Race Details \(Printer Friendly\)](#)

362 of 362 (100.0%) precincts reporting*				
Brian Breslin	REP	118,495	26.1%	<div style="width: 26.1%; height: 10px; background-color: red;"></div>
Mitch Lyons	REP	111,319	24.6%	<div style="width: 24.6%; height: 10px; background-color: red;"></div>
Colleen McNamara	DEM	100,669	22.2%	<div style="width: 22.2%; height: 10px; background-color: red;"></div>
Dennis Denno	DEM	88,992	19.6%	<div style="width: 19.6%; height: 10px; background-color: red;"></div>
Christine C. Schwartz	UST	9,858	2.2%	<div style="width: 2.2%; height: 10px; background-color: red;"></div>
Bob Czak	UST	7,171	1.6%	<div style="width: 1.6%; height: 10px; background-color: red;"></div>
Dan Johnson	LIB	6,753	1.5%	<div style="width: 1.5%; height: 10px; background-color: red;"></div>
Michael H. Miller	LIB	6,643	1.5%	<div style="width: 1.5%; height: 10px; background-color: red;"></div>
Surjit Singh Dulai	GRN	3,373	0.7%	<div style="width: 0.7%; height: 10px; background-color: red;"></div>

*Please Note: A precinct will not display in the percent of precincts reporting until both election day and AV (absentee) results are recorded for that precinct.

These same results may also be obtained via:
> Election Telephone Hotline: 586.469.5209



Governor of Wayne State University
Two 8-year terms

Official results, updated November 15, 9:12 AM

[Race List](#) | [Race Summary](#) | [Race Details](#) | [Race Details \(Printer Friendly\)](#)

362 of 362 (100.0%) precincts reporting*

Danialle Karmanos	REP	123,649	27.4%	
Diane Dunaskiss	REP	114,112	25.3%	
Ed Bruley	DEM	90,487	20.0%	
Brenda Moon	DEM	88,852	19.7%	
Nicole Michalak	LIB	7,055	1.6%	
Bill Mohr II	UST	6,733	1.5%	
Patty Senneker	UST	6,293	1.4%	
Gregory Scott Stempfle	LIB	5,210	1.2%	
James Arnoldi	GRN	3,650	0.8%	
Margaret Guttshall	GRN	3,590	0.8%	
Doug Dern	NLP	2,026	0.4%	

*Please Note: A precinct will not display in the percent of precincts reporting until both election day and AV (absentee) results are recorded for that precinct.

These same results may also be obtained via:
> Election Telephone Hotline: 586.469.5209



County Executive One 4-year term

Official results, updated November 15, 9:12 AM

[Race List](#) | [Race Summary](#) | [Race Details](#) | [Race Details \(Printer Friendly\)](#)

362 of 362 (100.0%) precincts reporting*				
Mark A. Hackel	DEM	174,245	65.8%	
Randell J. Shafer	REP	81,981	31.0%	
Erin A. Stahl	LIB	8,490	3.2%	

*Please Note: A precinct will not display in the percent of precincts reporting until both election day and AV (absentee) results are recorded for that precinct.

These same results may also be obtained via:
> Election Telephone Hotline: 586.469.5209



County Commissioner
 1st District
 One 2-year term

Official results, updated November 15, 9:12 AM

[Race List](#) | [Race Summary](#) | [Race Details](#) | [Race Details \(Printer Friendly\)](#)

27 of 27 (100.0%) precincts reporting*				
Toni Mocerì	DEM	9,408	59.5%	
Daniel Buchholtz	REP	5,825	36.9%	
Christe Langdeau	LIB	572	3.6%	

*Please Note: A precinct will not display in the percent of precincts reporting until both election day and AV (absentee) results are recorded for that precinct.

These same results may also be obtained via:
 > Election Telephone Hotline: 586.469.5209



County Commissioner
 2nd District
 One 2-year term

Official results, updated November 15, 9:12 AM

[Race List](#) | [Race Summary](#) | [Race Details](#) | [Race Details \(Printer Friendly\)](#)

30 of 30 (100.0%) precincts reporting*				
Marvin E. Sauger	DEM	8,588	57.2%	
Steven Klusek	REP	5,723	38.1%	
Brian P. Sumeracki	UST	713	4.7%	

*Please Note: A precinct will not display in the percent of precincts reporting until both election day and AV (absentee) results are recorded for that precinct.

These same results may also be obtained via:
 > Election Telephone Hotline: 586.469.5209



County Commissioner
 3rd District
 One 2-year term

Official results, updated November 15, 9:12 AM

[Race List](#) | [Race Summary](#) | [Race Details](#) | [Race Details \(Printer Friendly\)](#)

23 of 23 (100.0%) precincts reporting*				
Phillip A. DiMaria	DEM	11,064	64.4%	
Arzo F. Smith	REP	5,214	30.3%	
Bambi Hartter	NPA	476	2.8%	
Daniel J. Flamand	LIB	439	2.6%	

*Please Note: A precinct will not display in the percent of precincts reporting until both election day and AV (absentee) results are recorded for that precinct.

These same results may also be obtained via:
 > Election Telephone Hotline: 586.469.5209



County Commissioner
 4th District
 One 2-year term

Official results, updated November 15, 9:12 AM

[Race List](#) | [Race Summary](#) | [Race Details](#) | [Race Details \(Printer Friendly\)](#)

26 of 26 (100.0%) precincts reporting*				
David J. Flynn	DEM	9,024	51.3%	
Ronald S. Albers	REP	8,578	48.7%	

*Please Note: A precinct will not display in the percent of precincts reporting until both election day and AV (absentee) results are recorded for that precinct.

These same results may also be obtained via:
 > Election Telephone Hotline: 586.469.5209



Election Results

County Commissioner 5th District One 2-year term

Official results, updated November 15, 9:12 AM

[Race List](#) | [Race Summary](#) | [Race Details](#) | [Race Details \(Printer Friendly\)](#)

25 of 25 (100.0%) precincts reporting*				
Ray Gralewski	REP	9,650	52.2%	
Robert Mijac	DEM	8,853	47.8%	

*Please Note: A precinct will not display in the percent of precincts reporting until both election day and AV (absentee) results are recorded for that precinct.

These same results may also be obtained via:
> Election Telephone Hotline: 586.469.5209



Election Results

County Commissioner 6th District One 2-year term

Official results, updated November 15, 9:12 AM

[Race List](#) | [Race Summary](#) | [Race Details](#) | [Race Details \(Printer Friendly\)](#)

27 of 27 (100.0%) precincts reporting*				
James Louis Carabelli	REP	14,535	67.9%	
Dominic J. LaRosa	DEM	6,878	32.1%	

*Please Note: A precinct will not display in the percent of precincts reporting until both election day and AV (absentee) results are recorded for that precinct.

These same results may also be obtained via:
> Election Telephone Hotline: 586.469.5209




Election Results

County Commissioner 7th District One 2-year term

Official results, updated November 15, 9:12 AM

[Race List](#) | [Race Summary](#) | [Race Details](#) | [Race Details \(Printer Friendly\)](#)

35 of 35 (100.0%) precincts reporting*				
Don Brown	REP	20,859	100.0%	

*Please Note: A precinct will not display in the percent of precincts reporting until both election day and AV (absentee) results are recorded for that precinct.

These same results may also be obtained via:
> Election Telephone Hotline: 586.469.5209



County Commissioner
8th District
One 2-year term

Official results, updated November 15, 9:12 AM

[Race List](#) | [Race Summary](#) | [Race Details](#) | [Race Details \(Printer Friendly\)](#)

31 of 31 (100.0%) precincts reporting*				
Kathy D. Vosburg	REP	12,248	58.4%	
Brian Brdak	DEM	8,740	41.6%	

*Please Note: A precinct will not display in the percent of precincts reporting until both election day and AV (absentee) results are recorded for that precinct.

These same results may also be obtained via:
> Election Telephone Hotline: 586.469.5209



Election Results

County Commissioner 9th District One 2-year term

Official results, updated November 15, 9:12 AM

[Race List](#) | [Race Summary](#) | [Race Details](#) | [Race Details \(Printer Friendly\)](#)

28 of 28 (100.0%) precincts reporting*				
Fred Miller	DEM	9,370	53.8%	
Christina C. Maciejewski	REP	8,040	46.2%	

*Please Note: A precinct will not display in the percent of precincts reporting until both election day and AV (absentee) results are recorded for that precinct.

These same results may also be obtained via:
> Election Telephone Hotline: 586.469.5209



County Commissioner
 10th District
 One 2-year term

Official results, updated November 15, 9:12 AM

[Race List](#) | [Race Summary](#) | [Race Details](#) | [Race Details \(Printer Friendly\)](#)

25 of 25 (100.0%) precincts reporting*				
Roland R. Frascchetti	REP	12,107	52.9%	
William Anthony Crouchman	DEM	10,761	47.1%	

*Please Note: A precinct will not display in the percent of precincts reporting until both election day and AV (absentee) results are recorded for that precinct.

These same results may also be obtained via:
 > Election Telephone Hotline: 586.469.5209



Election Results

County Commissioner 11th District One 2-year term

Official results, updated November 15, 9:12 AM

[Race List](#) | [Race Summary](#) | [Race Details](#) | [Race Details \(Printer Friendly\)](#)

28 of 28 (100.0%) precincts reporting*				
Kathy Tocco	DEM	9,935	59.7%	
Thomas Young	REP	6,698	40.3%	

*Please Note: A precinct will not display in the percent of precincts reporting until both election day and AV (absentee) results are recorded for that precinct.

These same results may also be obtained via:
> Election Telephone Hotline: 586.469.5209





Election Results

County Commissioner 12th District One 2-year term

Official results, updated November 15, 9:12 AM

[Race List](#) | [Race Summary](#) | [Race Details](#) | [Race Details \(Printer Friendly\)](#)

29 of 29 (100.0%) precincts reporting*				
Bob Smith Jr.	DEM	9,513	51.1%	
James M. Perna	REP	9,096	48.9%	

*Please Note: A precinct will not display in the percent of precincts reporting until both election day and AV (absentee) results are recorded for that precinct.

These same results may also be obtained via:
> Election Telephone Hotline: 586.469.5209



Election Results

County Commissioner 13th District One 2-year term

Official results, updated November 15, 9:12 AM

[Race List](#) | [Race Summary](#) | [Race Details](#) | [Race Details \(Printer Friendly\)](#)

34 of 34 (100.0%) precincts reporting*				
Joe Sabatini	REP	13,385	62.2%	
Jeffery Sprys	DEM	8,123	37.8%	

*Please Note: A precinct will not display in the percent of precincts reporting until both election day and AV (absentee) results are recorded for that precinct.

These same results may also be obtained via:
> Election Telephone Hotline: 586.469.5209



Election Results

Justice of Supreme Court Two 8-year terms

Official results, updated November 15, 9:12 AM

[Race List](#) | [Race Summary](#) | [Race Details](#) | [Race Details \(Printer Friendly\)](#)

362 of 362 (100.0%) precincts reporting*				
Mary Beth Kelly		120,012	31.2%	
Bob Young		106,061	27.6%	
Alton Thomas Davis		72,296	18.8%	
Denise Langford Morris		60,924	15.8%	
Bob Roddis		25,552	6.6%	

*Please Note: A precinct will not display in the percent of precincts reporting until both election day and AV (absentee) results are recorded for that precinct.

These same results may also be obtained via:
> Election Telephone Hotline: 586.469.5209



Election Results

Judge of Court of Appeals 2nd District - Incumbent Position One 6-year term

Official results, updated November 15, 9:12 AM

[Race List](#) | [Race Summary](#) | [Race Details](#) | [Race Details \(Printer Friendly\)](#)

362 of 362 (100.0%) precincts reporting*			
Pat Donofrio		152,795	100.0%

*Please Note: A precinct will not display in the percent of precincts reporting until both election day and AV (absentee) results are recorded for that precinct.

These same results may also be obtained via:
> Election Telephone Hotline: 586.469.5209



Judge of Circuit Court
 16th Circuit - Incumbent Position
 Two 6-year terms

Official results, updated November 15, 9:12 AM

[Race List](#) | [Race Summary](#) | [Race Details](#) | [Race Details \(Printer Friendly\)](#)

362 of 362 (100.0%) precincts reporting*				
Mary A. Chrzanowski		141,322	51.9%	
Richard L. Caretti		130,810	48.1%	

*Please Note: A precinct will not display in the percent of precincts reporting until both election day and AV (absentee) results are recorded for that precinct.

These same results may also be obtained via:
 > Election Telephone Hotline: 586.469.5209



Election Results

Judge of Circuit Court 16th Circuit - Non-Incumbent Position One 6-year term

Official results, updated November 15, 9:12 AM

[Race List](#) | [Race Summary](#) | [Race Details](#) | [Race Details \(Printer Friendly\)](#)

362 of 362 (100.0%) precincts reporting*				
Kathy Viviano		121,915	59.2%	
Michael E. Servitto		84,184	40.8%	

*Please Note: A precinct will not display in the percent of precincts reporting until both election day and AV (absentee) results are recorded for that precinct.

These same results may also be obtained via:
> Election Telephone Hotline: 586.469.5209



Judge of District Court
37th District - Incumbent Position
One 6-year term

Official results, updated November 15, 9:12 AM

[Race List](#) | [Race Summary](#) | [Race Details](#) | [Race Details \(Printer Friendly\)](#)

63 of 63 (100.0%) precincts reporting*			
Dawnn Marie Gruenburg		25,797	100.0%

*Please Note: A precinct will not display in the percent of precincts reporting until both election day and AV (absentee) results are recorded for that precinct.

These same results may also be obtained via:
> Election Telephone Hotline: 586.469.5209



Election Results

Judge of District Court 37th District - Incumbent Position (Partial Term) One partial term ending 01/01/2013

Official results, updated November 15, 9:12 AM

[Race List](#) | [Race Summary](#) | [Race Details](#) | [Race Details \(Printer Friendly\)](#)

63 of 63 (100.0%) precincts reporting*			
Matthew P. Sabaugh		24,239	100.0%

*Please Note: A precinct will not display in the percent of precincts reporting until both election day and AV (absentee) results are recorded for that precinct.

These same results may also be obtained via:
> Election Telephone Hotline: 586.469.5209





Election Results

Judge of District Court 39th District - Incumbent Position One 6-year term

Official results, updated November 15, 9:12 AM

[Race List](#) | [Race Summary](#) | [Race Details](#) | [Race Details \(Printer Friendly\)](#)

28 of 28 (100.0%) precincts reporting*			
Catherine B. Steenland		9,928	70.5% 
John S. McPhee		4,151	29.5% 

*Please Note: A precinct will not display in the percent of precincts reporting until both election day and AV (absentee) results are recorded for that precinct.



These same results may also be obtained via:
> Election Telephone Hotline: 586.469.5209



Judge of District Court
41A District - Incumbent Position
One 6-year term

Official results, updated November 15, 9:12 AM

[Race List](#) | [Race Summary](#) | [Race Details](#) | [Race Details \(Printer Friendly\)](#)

118 of 118 (100.0%) precincts reporting*			
Stephen S. Sierawski		45,595	73.9% 
Thomas J. Gagne		16,085	26.1% 

*Please Note: A precinct will not display in the percent of precincts reporting until both election day and AV (absentee) results are recorded for that precinct.

These same results may also be obtained via:
> Election Telephone Hotline: 586.469.5209



Judge of District Court
41B District - Incumbent Position
One 6-year term

Official results, updated November 15, 9:12 AM

[Race List](#) | [Race Summary](#) | [Race Details](#) | [Race Details \(Printer Friendly\)](#)

64 of 64 (100.0%) precincts reporting*				
Carrie Lynn Fuca		20,500	56.7%	
Sheila Miller		15,664	43.3%	

*Please Note: A precinct will not display in the percent of precincts reporting until both election day and AV (absentee) results are recorded for that precinct.

These same results may also be obtained via:
> Election Telephone Hotline: 586.469.5209



Election Results

Judge of District Court

42nd District, Division II - Incumbent Position (Partial Term)

One partial term ending 01/01/2013

Official results, updated November 15, 9:12 AM

[Race List](#) | [Race Summary](#) | [Race Details](#) | [Race Details \(Printer Friendly\)](#)

29 of 29 (100.0%) precincts reporting*			
William Hackel III		11,966	100.0%

*Please Note: A precinct will not display in the percent of precincts reporting until both election day and AV (absentee) results are recorded for that precinct.

These same results may also be obtained via:

> Election Telephone Hotline: 586.469.5209



Chesterfield Township
 Library Board Director (Partial Term)
 One partial term ending 11/20/2012

Official results, updated November 15, 9:12 AM

[Race List](#) | [Race Summary](#) | [Race Details](#) | [Race Details \(Printer Friendly\)](#)

20 of 20 (100.0%) precincts reporting*				
Dorothy Stabile		5,201	58.6%	
Michael A. Miller		3,682	41.4%	

*Please Note: A precinct will not display in the percent of precincts reporting until both election day and AV (absentee) results are recorded for that precinct.

These same results may also be obtained via:
 > Election Telephone Hotline: 586.469.5209



Armada Village
 President
 One 2-year term

Official results, updated November 15, 9:12 AM

[Race List](#) | [Race Summary](#) | [Race Details](#) | [Race Details \(Printer Friendly\)](#)

1 of 1 (100.0%) precincts reporting*				
Sherrri Cooper		361	56.5%	
Kathleen Stork		278	43.5%	

*Please Note: A precinct will not display in the percent of precincts reporting until both election day and AV (absentee) results are recorded for that precinct.

These same results may also be obtained via:
 > Election Telephone Hotline: 586.469.5209



Armada Village

Clerk

One 2-year term

Official results, updated November 15, 9:12 AM

[Race List](#) | [Race Summary](#) | [Race Details](#) | [Race Details \(Printer Friendly\)](#)

1 of 1 (100.0%) precincts reporting*				
Michelle Poulos		427	69.2%	<div style="width: 69.2%;"></div>
Patti Le Mieux		190	30.8%	<div style="width: 30.8%;"></div>

*Please Note: A precinct will not display in the percent of precincts reporting until both election day and AV (absentee) results are recorded for that precinct.

These same results may also be obtained via:

> Election Telephone Hotline: 586.469.5209



Election Results

Armada Village

Treasurer
One 2-year term

Official results, updated November 15, 9:12 AM

[Race List](#) | [Race Summary](#) | [Race Details](#) | [Race Details \(Printer Friendly\)](#)

1 of 1 (100.0%) precincts reporting*			
Jo E. Adair		495	100.0%

*Please Note: A precinct will not display in the percent of precincts reporting until both election day and AV (absentee) results are recorded for that precinct.

These same results may also be obtained via:
> Election Telephone Hotline: 586.469.5209



Armada Village
Trustee
Three 4-year terms

Official results, updated November 15, 9:12 AM

[Race List](#) | [Race Summary](#) | [Race Details](#) | [Race Details \(Printer Friendly\)](#)

1 of 1 (100.0%) precincts reporting*				
David Coenen		375	24.6%	
Marvin E. Wolak		327	21.5%	
Harry Awdey		304	20.0%	
Deanna Kaiser		260	17.1%	
Daniel J. Sutherland		257	16.9%	

*Please Note: A precinct will not display in the percent of precincts reporting until both election day and AV (absentee) results are recorded for that precinct.

These same results may also be obtained via:
> Election Telephone Hotline: 586.469.5209



New Haven Village
 President
 One 2-year term

Official results, updated November 15, 9:12 AM

[Race List](#) | [Race Summary](#) | [Race Details](#) | [Race Details \(Printer Friendly\)](#)

2 of 2 (100.0%) precincts reporting*				
Jammie Kincaid		607	54.4%	
Debra Hill		336	30.1%	
Martin Maniaci		173	15.5%	

*Please Note: A precinct will not display in the percent of precincts reporting until both election day and AV (absentee) results are recorded for that precinct.

These same results may also be obtained via:
 > Election Telephone Hotline: 586.469.5209



New Haven Village

Clerk

One 2-year term

Official results, updated November 15, 9:12 AM

[Race List](#) | [Race Summary](#) | [Race Details](#) | [Race Details \(Printer Friendly\)](#)

2 of 2 (100.0%) precincts reporting*				
Deborah M. Mack		653	60.9%	
Greta Jackson		419	39.1%	

*Please Note: A precinct will not display in the percent of precincts reporting until both election day and AV (absentee) results are recorded for that precinct.

These same results may also be obtained via:

> Election Telephone Hotline: 586.469.5209



Election Results

New Haven Village Treasurer One 2-year term

Official results, updated November 15, 9:12 AM

[Race List](#) | [Race Summary](#) | [Race Details](#) | [Race Details \(Printer Friendly\)](#)

2 of 2 (100.0%) precincts reporting*			
Eric Wheeler		846	100.0%

*Please Note: A precinct will not display in the percent of precincts reporting until both election day and AV (absentee) results are recorded for that precinct.

These same results may also be obtained via:
> Election Telephone Hotline: 586.469.5209



Election Results

New Haven Village Trustee Three 4-year terms

Official results, updated November 15, 9:12 AM

[Race List](#) | [Race Summary](#) | [Race Details](#) | [Race Details \(Printer Friendly\)](#)

2 of 2 (100.0%) precincts reporting*				
Jennifer Podgurski		525	18.5%	■
John Jambriska		435	15.4%	■
Daniel Stier		406	14.3%	■
Genevieve Rodzik		399	14.1%	■
George Drake		389	13.7%	■
Brett Harris		375	13.2%	■
LaVerne Young		304	10.7%	■

*Please Note: A precinct will not display in the percent of precincts reporting until both election day and AV (absentee) results are recorded for that precinct.

These same results may also be obtained via:
> Election Telephone Hotline: 586.469.5209



Romeo Village
 President
 One 4-year term

Official results, updated November 15, 9:12 AM

[Race List](#) | [Race Summary](#) | [Race Details](#) | [Race Details \(Printer Friendly\)](#)

2 of 2 (100.0%) precincts reporting*				
Michael A. Lee		625	55.6%	
Ronald Rossell		499	44.4%	

*Please Note: A precinct will not display in the percent of precincts reporting until both election day and AV (absentee) results are recorded for that precinct.

These same results may also be obtained via:
 > Election Telephone Hotline: 586.469.5209



Election Results

Romeo Village

Clerk

One 4-year term

Official results, updated November 15, 9:12 AM

[Race List](#) | [Race Summary](#) | [Race Details](#) | [Race Details \(Printer Friendly\)](#)

2 of 2 (100.0%) precincts reporting*			
Marian T. McLaughlin		971	100.0%

*Please Note: A precinct will not display in the percent of precincts reporting until both election day and AV (absentee) results are recorded for that precinct.

These same results may also be obtained via:

> Election Telephone Hotline: 586.469.5209



Romeo Village
Treasurer
One 4-year term

Official results, updated November 15, 9:12 AM

[Race List](#) | [Race Summary](#) | [Race Details](#) | [Race Details \(Printer Friendly\)](#)

2 of 2 (100.0%) precincts reporting*				
Melinda Rossell		693	62.8%	
Douglas Oja		410	37.2%	

*Please Note: A precinct will not display in the percent of precincts reporting until both election day and AV (absentee) results are recorded for that precinct.

These same results may also be obtained via:
> Election Telephone Hotline: 586.469.5209



Election Results

Romeo Village Trustee Three 4-year terms

Official results, updated November 15, 9:12 AM

[Race List](#) | [Race Summary](#) | [Race Details](#) | [Race Details \(Printer Friendly\)](#)

2 of 2 (100.0%) precincts reporting*				
Matthew Edwards		587	20.2%	
Michael R. Cregar		548	18.9%	
Bob Hart		537	18.5%	
Zachary Fowler		494	17.0%	
Dean R. Ford		412	14.2%	
Christopher Young		322	11.1%	

*Please Note: A precinct will not display in the percent of precincts reporting until both election day and AV (absentee) results are recorded for that precinct.

These same results may also be obtained via:
> Election Telephone Hotline: 586.469.5209



Election Results

Board Member - Almont Community Schools Two 4-year terms

Official results, updated November 15, 9:12 AM

[Race List](#) | [Race Summary](#) | [Race Details](#) | [Race Details \(Printer Friendly\)](#)

1 of 1 (100.0%) precincts reporting*				
Nancy A. Boxey		110	39.7%	
Amy J. DeLoof		90	32.5%	
Dallas R. Walton		77	27.8%	

*Please Note: A precinct will not display in the percent of precincts reporting until both election day and AV (absentee) results are recorded for that precinct.

These same results may also be obtained via:
> Election Telephone Hotline: 586.469.5209



Board Member - Armada Area Schools
Two 4-year terms

Official results, updated November 15, 9:12 AM

[Race List](#) | [Race Summary](#) | [Race Details](#) | [Race Details \(Printer Friendly\)](#)

8 of 8 (100.0%) precincts reporting*				
Scott A. Kline		1,820	51.4%	
Lori S. Riggs		1,721	48.6%	

*Please Note: A precinct will not display in the percent of precincts reporting until both election day and AV (absentee) results are recorded for that precinct.

These same results may also be obtained via:
> Election Telephone Hotline: 586.469.5209



Board Member - Lake Shore Public Schools One 6-year term

Official results, updated November 15, 9:12 AM

[Race List](#) | [Race Summary](#) | [Race Details](#) | [Race Details \(Printer Friendly\)](#)

9 of 9 (100.0%) precincts reporting*			
James A. Graver		5,405	100.0%

*Please Note: A precinct will not display in the percent of precincts reporting until both election day and AV (absentee) results are recorded for that precinct.

These same results may also be obtained via:
> Election Telephone Hotline: 586.469.5209



Board Member - Romeo Community Schools
Two 4-year terms

Official results, updated November 15, 9:12 AM

[Race List](#) | [Race Summary](#) | [Race Details](#) | [Race Details \(Printer Friendly\)](#)

19 of 19 (100.0%) precincts reporting*				
Sara L. Murray		5,231	36.1%	
Joseph Fortuna		5,183	35.8%	
Joan Ziolkowski		4,066	28.1%	

*Please Note: A precinct will not display in the percent of precincts reporting until both election day and AV (absentee) results are recorded for that precinct.

These same results may also be obtained via:
> Election Telephone Hotline: 586.469.5209



Board Member - South Lake Schools One 4-year term

Official results, updated November 15, 9:12 AM

[Race List](#) | [Race Summary](#) | [Race Details](#) | [Race Details \(Printer Friendly\)](#)

9 of 9 (100.0%) precincts reporting*			
Lois Cardenas		4,923	100.0%

*Please Note: A precinct will not display in the percent of precincts reporting until both election day and AV (absentee) results are recorded for that precinct.

These same results may also be obtained via:
> Election Telephone Hotline: 586.469.5209



Election Results

Member of the Macomb Community College Board of Trustees Two 6-year terms

Official results, updated November 15, 9:12 AM

[Race List](#) | [Race Summary](#) | [Race Details](#) | [Race Details \(Printer Friendly\)](#)

362 of 362 (100.0%) precincts reporting*				
Christine Bonkowski		83,182	28.1%	
James F. Kelly		54,779	18.5%	
Kristi Dean		53,701	18.2%	
Joseph A. Backus		35,324	11.9%	
Eugene F. Groesbeck		28,714	9.7%	
Scott Ryan Czasak		21,678	7.3%	
Joshua MacKinnon		18,486	6.2%	

*Please Note: A precinct will not display in the percent of precincts reporting until both election day and AV (absentee) results are recorded for that precinct.

These same results may also be obtained via:
> Election Telephone Hotline: 586.469.5209



Election Results

Statewide Proposal 10-1 Convention for Revising State Constitution

Official results, updated November 15, 9:12 AM

[Race List](#) | [Race Summary](#) | [Race Details](#) | [Race Details \(Printer Friendly\)](#)

362 of 362 (100.0%) precincts reporting*				
NO		155,583	63.5%	
YES		89,347	36.5%	

*Please Note: A precinct will not display in the percent of precincts reporting until both election day and AV (absentee) results are recorded for that precinct.

These same results may also be obtained via:

> Election Telephone Hotline: 586.469.5209





Election Results

Statewide Proposal 10-2

Constitutional Amendment to Limit Public Employment and Elected Office by Certain Felons

Official results, updated November 15, 9:12 AM

[Race List](#) | [Race Summary](#) | [Race Details](#) | [Race Details \(Printer Friendly\)](#)

362 of 362 (100.0%) precincts reporting*				
YES		203,154	80.4%	
NO		49,639	19.6%	

*Please Note: A precinct will not display in the percent of precincts reporting until both election day and AV (absentee) results are recorded for that precinct.



These same results may also be obtained via:
> Election Telephone Hotline: 586.469.5209



Eastpointe Charter Amendment Proposal

Official results, updated November 15, 9:12 AM

[Race List](#) | [Race Summary](#) | [Race Details](#) | [Race Details \(Printer Friendly\)](#)

13 of 13 (100.0%) precincts reporting*				
YES		4,995	56.2%	
NO		3,892	43.8%	

*Please Note: A precinct will not display in the percent of precincts reporting until both election day and AV (absentee) results are recorded for that precinct.

These same results may also be obtained via:
> Election Telephone Hotline: 586.469.5209



Eastpointe Library Millage

Official results, updated November 15, 9:12 AM

[Race List](#) | [Race Summary](#) | [Race Details](#) | [Race Details \(Printer Friendly\)](#)

13 of 13 (100.0%) precincts reporting*				
YES		5,496	58.9%	
NO		3,837	41.1%	

*Please Note: A precinct will not display in the percent of precincts reporting until both election day and AV (absentee) results are recorded for that precinct.

These same results may also be obtained via:

> Election Telephone Hotline: 586.469.5209



Eastpointe Parks and Recreation Millage

Official results, updated November 15, 9:12 AM

[Race List](#) | [Race Summary](#) | [Race Details](#) | [Race Details \(Printer Friendly\)](#)

13 of 13 (100.0%) precincts reporting*				
NO		4,785	51.3%	
YES		4,548	48.7%	

*Please Note: A precinct will not display in the percent of precincts reporting until both election day and AV (absentee) results are recorded for that precinct.

These same results may also be obtained via:
> Election Telephone Hotline: 586.469.5209





Mount Clemens

Headlee Override - Millage Proposal

Official results, updated November 15, 9:12 AM

[Race List](#) | [Race Summary](#) | [Race Details](#) | [Race Details \(Printer Friendly\)](#)

8 of 8 (100.0%) precincts reporting*				
NO		2,427	55.2%	
YES		1,971	44.8%	

*Please Note: A precinct will not display in the percent of precincts reporting until both election day and AV (absentee) results are recorded for that precinct.

These same results may also be obtained via:
> Election Telephone Hotline: 586.469.5209



St. Clair Shores Proposal 1

Official results, updated November 15, 9:12 AM

[Race List](#) | [Race Summary](#) | [Race Details](#) | [Race Details \(Printer Friendly\)](#)

24 of 24 (100.0%) precincts reporting*				
NO		12,751	55.5%	
YES		10,209	44.5%	

*Please Note: A precinct will not display in the percent of precincts reporting until both election day and AV (absentee) results are recorded for that precinct.

These same results may also be obtained via:
> Election Telephone Hotline: 586.469.5209



St. Clair Shores Proposal 2

Official results, updated November 15, 9:12 AM

[Race List](#) | [Race Summary](#) | [Race Details](#) | [Race Details \(Printer Friendly\)](#)

24 of 24 (100.0%) precincts reporting*				
YES		12,285	52.4%	
NO		11,177	47.6%	

*Please Note: A precinct will not display in the percent of precincts reporting until both election day and AV (absentee) results are recorded for that precinct.

These same results may also be obtained via:
> Election Telephone Hotline: 586.469.5209





Warren

City Charter Amendment - Proposal 1 - Reduce City Council to 7 Members
Both proposals 1 and 2 must pass or both will be defeated

Official results, updated November 15, 9:12 AM

[Race List](#) | [Race Summary](#) | [Race Details](#) | [Race Details \(Printer Friendly\)](#)

58 of 58 (100.0%) precincts reporting*				
YES		23,238	65.9%	
NO		12,019	34.1%	

*Please Note: A precinct will not display in the percent of precincts reporting until both election day and AV (absentee) results are recorded for that precinct.

These same results may also be obtained via:
> Election Telephone Hotline: 586.469.5209





Warren

City Charter Amendment - Proposal 2 - Make-Up of City Council (Districts)
Both proposals 1 and 2 must pass or both will be defeated

Official results, updated November 15, 9:12 AM

[Race List](#) | [Race Summary](#) | [Race Details](#) | [Race Details \(Printer Friendly\)](#)

58 of 58 (100.0%) precincts reporting*				
YES		20,676	60.6%	
NO		13,458	39.4%	

*Please Note: A precinct will not display in the percent of precincts reporting until both election day and AV (absentee) results are recorded for that precinct.

These same results may also be obtained via:
> Election Telephone Hotline: 586.469.5209



Harrison Township Township Millage Proposal

Official results, updated November 15, 9:12 AM

[Race List](#) | [Race Summary](#) | [Race Details](#) | [Race Details \(Printer Friendly\)](#)

10 of 10 (100.0%) precincts reporting*				
YES		5,829	67.3%	
NO		2,837	32.7%	

*Please Note: A precinct will not display in the percent of precincts reporting until both election day and AV (absentee) results are recorded for that precinct.

These same results may also be obtained via:

> Election Telephone Hotline: 586.469.5209



Almont Community Schools Operating Millage Renewal Proposition

Official results, updated November 15, 9:12 AM

[Race List](#) | [Race Summary](#) | [Race Details](#) | [Race Details \(Printer Friendly\)](#)

1 of 1 (100.0%) precincts reporting*				
YES		161	61.0%	
NO		103	39.0%	

*Please Note: A precinct will not display in the percent of precincts reporting until both election day and AV (absentee) results are recorded for that precinct.



These same results may also be obtained via:
> Election Telephone Hotline: 586.469.5209



Fitzgerald Public Schools Building and Site Sinking Fund Tax Renewal Proposal

Official results, updated November 15, 9:12 AM

[Race List](#) | [Race Summary](#) | [Race Details](#) | [Race Details \(Printer Friendly\)](#)

9 of 9 (100.0%) precincts reporting*				
YES		2,237	62.4%	
NO		1,349	37.6%	

*Please Note: A precinct will not display in the percent of precincts reporting until both election day and AV (absentee) results are recorded for that precinct.

These same results may also be obtained via:
> Election Telephone Hotline: 586.469.5209





Election Results

Lake Shore Public Schools Operating Millage Renewal Proposal

Official results, updated November 15, 9:12 AM

[Race List](#) | [Race Summary](#) | [Race Details](#) | [Race Details \(Printer Friendly\)](#)

9 of 9 (100.0%) precincts reporting*				
YES		5,051	59.0%	
NO		3,517	41.0%	

*Please Note: A precinct will not display in the percent of precincts reporting until both election day and AV (absentee) results are recorded for that precinct.



These same results may also be obtained via:
> Election Telephone Hotline: 586.469.5209



Romeo Community Schools Tax Limitation Proposal - Operating Millage

Official results, updated November 15, 9:12 AM

[Race List](#) | [Race Summary](#) | [Race Details](#) | [Race Details \(Printer Friendly\)](#)

19 of 19 (100.0%) precincts reporting*				
YES		6,501	52.8%	
NO		5,803	47.2%	

*Please Note: A precinct will not display in the percent of precincts reporting until both election day and AV (absentee) results are recorded for that precinct.

These same results may also be obtained via:
> Election Telephone Hotline: 586.469.5209



Romeo Community Schools School Improvement Bond Proposition

Official results, updated November 15, 9:12 AM

[Race List](#) | [Race Summary](#) | [Race Details](#) | [Race Details \(Printer Friendly\)](#)

19 of 19 (100.0%) precincts reporting*				
NO		7,027	55.9%	
YES		5,534	44.1%	

*Please Note: A precinct will not display in the percent of precincts reporting until both election day and AV (absentee) results are recorded for that precinct.

These same results may also be obtained via:
> Election Telephone Hotline: 586.469.5209





Election Results

South Lake Schools Tax Limitation Proposal - Operating Millage

Official results, updated November 15, 9:12 AM

[Race List](#) | [Race Summary](#) | [Race Details](#) | [Race Details \(Printer Friendly\)](#)

9 of 9 (100.0%) precincts reporting*				
NO		4,410	56.4%	
YES		3,403	43.6%	

*Please Note: A precinct will not display in the percent of precincts reporting until both election day and AV (absentee) results are recorded for that precinct.

These same results may also be obtained via:
> Election Telephone Hotline: 586.469.5209



Election Results

Macomb County November 2, 2010 Election Precinct Reporting Details

This page contains information about when each jurisdiction reports results. "% In" shows the current number of precincts reporting for that jurisdiction. The "First Report" column shows when they reported the first set of results. When half of the precincts have reported, a timestamp will be recorded in the "50% Reported" column. Once all results are in, the "Results Final" column will be filled-in. You can re-sort the list by clicking any column header.

Updated November 15, 9:12 AM

Jurisdiction	% In	First Report	50% Reported	Results Final
Armada Township	100%	11-02 11:02 PM	11-02 11:02 PM	11-02 11:02 PM
Berlin Township	100%	11-04 11:01 AM	11-04 11:01 AM	11-04 11:01 AM
Bruce Township	100%	11-02 11:02 PM	11-02 11:02 PM	11-02 11:02 PM
Center Line	100%	11-02 11:40 PM	11-02 11:40 PM	11-02 11:40 PM
Chesterfield Township	100%	11-02 11:02 PM	11-02 11:02 PM	11-02 11:40 PM
Clinton Township	100%	11-02 10:59 PM	11-02 10:59 PM	11-02 10:59 PM
Eastpointe	100%	11-03 12:34 AM	11-03 12:34 AM	11-03 12:34 AM
Fraser	100%	11-02 11:02 PM	11-02 11:02 PM	11-02 11:02 PM
Harrison Township	100%	11-02 10:20 PM	11-02 10:20 PM	11-02 10:20 PM
Lenox Township	100%	11-02 11:40 PM	11-02 11:40 PM	11-02 11:40 PM
Macomb Township	100%	11-02 11:02 PM	11-02 11:02 PM	11-02 11:40 PM
Memphis	100%	11-02 11:02 PM	11-02 11:02 PM	11-02 11:02 PM
Mt. Clemens	100%	11-02 11:02 PM	11-02 11:02 PM	11-02 11:02 PM
New Baltimore	100%	11-02 11:40 PM	11-02 11:40 PM	11-02 11:40 PM
Ray Township	100%	11-02 11:02 PM	11-02 11:02 PM	11-02 11:02 PM
Richmond Township	100%	11-02 11:02 PM	11-02 11:02 PM	11-02 11:02 PM
Richmond City	100%	11-02 11:02 PM	11-02 11:02 PM	11-02 11:02 PM
Riley Township	100%	11-04 11:01 AM	11-04 11:01 AM	11-04 11:01 AM
Roseville	100%	11-02 11:02 PM	11-02 11:02 PM	11-02 11:40 PM
Shelby Township	60%	11-02 9:02 PM	11-02 10:20 PM	
St. Clair Shores	100%	11-02 11:26 PM	11-02 11:26 PM	11-02 11:26 PM
Sterling Heights	100%	11-02 11:02 PM	11-02 11:40 PM	11-02 11:40 PM
Utica	100%	11-02 11:02 PM	11-02 11:02 PM	11-02 11:02 PM
Village of Grosse Pointe Shores	100%	11-02 11:02 PM	11-02 11:02 PM	11-02 11:02 PM
Warren	100%	11-02 11:40 PM	11-02 11:40 PM	11-03 12:34 AM
Washington Township	100%	11-02 11:02 PM	11-02 11:02 PM	11-02 11:02 PM



Macomb County November 2, 2010 Election Precinct Reporting Details

This page contains information about when each jurisdiction reports results. "% In" shows the current number of precincts reporting for that jurisdiction. The "First Report" column shows when they reported the first set of results. When half of the precincts have reported, a timestamp will be recorded in the "50% Reported" column. Once all results are in, the "Results Final" column will be filled-in. You can re-sort the list by clicking any column header.

Updated November 15, 9:12 AM

Jurisdiction	% In	First Report	50% Reported	Results Final
Armada Township	100%	11-02 11:02 PM	11-02 11:02 PM	11-02 11:02 PM
Berlin Township	100%	11-04 11:01 AM	11-04 11:01 AM	11-04 11:01 AM
Bruce Township	100%	11-02 11:02 PM	11-02 11:02 PM	11-02 11:02 PM
Center Line	100%	11-02 11:40 PM	11-02 11:40 PM	11-02 11:40 PM
Chesterfield Township	100%	11-02 11:02 PM	11-02 11:02 PM	11-02 11:40 PM
Clinton Township	100%	11-02 10:59 PM	11-02 10:59 PM	11-02 10:59 PM
Eastpointe	100%	11-03 12:34 AM	11-03 12:34 AM	11-03 12:34 AM
Fraser	100%	11-02 11:02 PM	11-02 11:02 PM	11-02 11:02 PM
Harrison Township	100%	11-02 10:20 PM	11-02 10:20 PM	11-02 10:20 PM
Lenox Township	100%	11-02 11:40 PM	11-02 11:40 PM	11-02 11:40 PM
Macomb Township	100%	11-02 11:02 PM	11-02 11:02 PM	11-02 11:40 PM
Memphis	100%	11-02 11:02 PM	11-02 11:02 PM	11-02 11:02 PM
Mt. Clemens	100%	11-02 11:02 PM	11-02 11:02 PM	11-02 11:02 PM
New Baltimore	100%	11-02 11:40 PM	11-02 11:40 PM	11-02 11:40 PM
Ray Township	100%	11-02 11:02 PM	11-02 11:02 PM	11-02 11:02 PM
Richmond Township	100%	11-02 11:02 PM	11-02 11:02 PM	11-02 11:02 PM
Richmond City	100%	11-02 11:02 PM	11-02 11:02 PM	11-02 11:02 PM
Riley Township	100%	11-04 11:01 AM	11-04 11:01 AM	11-04 11:01 AM
Roseville	100%	11-02 11:02 PM	11-02 11:02 PM	11-02 11:40 PM
Shelby Township	60%	11-02 9:02 PM	11-02 10:20 PM	
St. Clair Shores	100%	11-02 11:26 PM	11-02 11:26 PM	11-02 11:26 PM
Sterling Heights	100%	11-02 11:02 PM	11-02 11:40 PM	11-02 11:40 PM
Utica	100%	11-02 11:02 PM	11-02 11:02 PM	11-02 11:02 PM
Village of Grosse Pointe Shores	100%	11-02 11:02 PM	11-02 11:02 PM	11-02 11:02 PM
Warren	100%	11-02 11:40 PM	11-02 11:40 PM	11-03 12:34 AM
Washington Township	100%	11-02 11:02 PM	11-02 11:02 PM	11-02 11:02 PM



Election Results

Macomb County November 2, 2010 Election Precinct Reporting Details

This page contains information about when each jurisdiction reports results. "% In" shows the current number of precincts reporting for that jurisdiction. The "First Report" column shows when they reported the first set of results. When half of the precincts have reported, a timestamp will be recorded in the "50% Reported" column. Once all results are in, the "Results Final" column will be filled-in. You can re-sort the list by clicking any column header.

Updated November 15, 9:12 AM

Jurisdiction	% In	First Report	50% Reported	Results Final
Armada Township	100%	11-02 11:02 PM	11-02 11:02 PM	11-02 11:02 PM
Berlin Township	100%	11-04 11:01 AM	11-04 11:01 AM	11-04 11:01 AM
Bruce Township	100%	11-02 11:02 PM	11-02 11:02 PM	11-02 11:02 PM
Center Line	100%	11-02 11:40 PM	11-02 11:40 PM	11-02 11:40 PM
Chesterfield Township	100%	11-02 11:02 PM	11-02 11:02 PM	11-02 11:40 PM
Clinton Township	100%	11-02 10:59 PM	11-02 10:59 PM	11-02 10:59 PM
Eastpointe	100%	11-03 12:34 AM	11-03 12:34 AM	11-03 12:34 AM
Fraser	100%	11-02 11:02 PM	11-02 11:02 PM	11-02 11:02 PM
Harrison Township	100%	11-02 10:20 PM	11-02 10:20 PM	11-02 10:20 PM
Lenox Township	100%	11-02 11:40 PM	11-02 11:40 PM	11-02 11:40 PM
Macomb Township	100%	11-02 11:02 PM	11-02 11:02 PM	11-02 11:40 PM
Memphis	100%	11-02 11:02 PM	11-02 11:02 PM	11-02 11:02 PM
Mt. Clemens	100%	11-02 11:02 PM	11-02 11:02 PM	11-02 11:02 PM
New Baltimore	100%	11-02 11:40 PM	11-02 11:40 PM	11-02 11:40 PM
Ray Township	100%	11-02 11:02 PM	11-02 11:02 PM	11-02 11:02 PM
Richmond Township	100%	11-02 11:02 PM	11-02 11:02 PM	11-02 11:02 PM
Richmond City	100%	11-02 11:02 PM	11-02 11:02 PM	11-02 11:02 PM
Riley Township	100%	11-04 11:01 AM	11-04 11:01 AM	11-04 11:01 AM
Roseville	100%	11-02 11:02 PM	11-02 11:02 PM	11-02 11:40 PM
Shelby Township	60%	11-02 9:02 PM	11-02 10:20 PM	
St. Clair Shores	100%	11-02 11:26 PM	11-02 11:26 PM	11-02 11:26 PM
Sterling Heights	100%	11-02 11:02 PM	11-02 11:40 PM	11-02 11:40 PM
Utica	100%	11-02 11:02 PM	11-02 11:02 PM	11-02 11:02 PM
Village of Grosse Pointe Shores	100%	11-02 11:02 PM	11-02 11:02 PM	11-02 11:02 PM
Warren	100%	11-02 11:40 PM	11-02 11:40 PM	11-03 12:34 AM
Washington Township	100%	11-02 11:02 PM	11-02 11:02 PM	11-02 11:02 PM



Election Results

Macomb County November 2, 2010 Election Precinct Reporting Details

This page contains information about when each jurisdiction reports results. "% In" shows the current number of precincts reporting for that jurisdiction. The "First Report" column shows when they reported the first set of results. When half of the precincts have reported, a timestamp will be recorded in the "50% Reported" column. Once all results are in, the "Results Final" column will be filled-in. You can re-sort the list by clicking any column header.

Updated November 15, 9:12 AM

Jurisdiction	% In	First Report	50% Reported	Results Final
Armada Township	100%	11-02 11:02 PM	11-02 11:02 PM	11-02 11:02 PM
Berlin Township	100%	11-04 11:01 AM	11-04 11:01 AM	11-04 11:01 AM
Bruce Township	100%	11-02 11:02 PM	11-02 11:02 PM	11-02 11:02 PM
Center Line	100%	11-02 11:40 PM	11-02 11:40 PM	11-02 11:40 PM
Chesterfield Township	100%	11-02 11:02 PM	11-02 11:02 PM	11-02 11:40 PM
Clinton Township	100%	11-02 10:59 PM	11-02 10:59 PM	11-02 10:59 PM
Eastpointe	100%	11-03 12:34 AM	11-03 12:34 AM	11-03 12:34 AM
Fraser	100%	11-02 11:02 PM	11-02 11:02 PM	11-02 11:02 PM
Harrison Township	100%	11-02 10:20 PM	11-02 10:20 PM	11-02 10:20 PM
Lenox Township	100%	11-02 11:40 PM	11-02 11:40 PM	11-02 11:40 PM
Macomb Township	100%	11-02 11:02 PM	11-02 11:02 PM	11-02 11:40 PM
Memphis	100%	11-02 11:02 PM	11-02 11:02 PM	11-02 11:02 PM
Mt. Clemens	100%	11-02 11:02 PM	11-02 11:02 PM	11-02 11:02 PM
New Baltimore	100%	11-02 11:40 PM	11-02 11:40 PM	11-02 11:40 PM
Ray Township	100%	11-02 11:02 PM	11-02 11:02 PM	11-02 11:02 PM
Richmond Township	100%	11-02 11:02 PM	11-02 11:02 PM	11-02 11:02 PM
Richmond City	100%	11-02 11:02 PM	11-02 11:02 PM	11-02 11:02 PM
Riley Township	100%	11-04 11:01 AM	11-04 11:01 AM	11-04 11:01 AM
Roseville	100%	11-02 11:02 PM	11-02 11:02 PM	11-02 11:40 PM
Shelby Township	60%	11-02 9:02 PM	11-02 10:20 PM	
St. Clair Shores	100%	11-02 11:26 PM	11-02 11:26 PM	11-02 11:26 PM
Sterling Heights	100%	11-02 11:02 PM	11-02 11:40 PM	11-02 11:40 PM
Utica	100%	11-02 11:02 PM	11-02 11:02 PM	11-02 11:02 PM
Village of Grosse Pointe Shores	100%	11-02 11:02 PM	11-02 11:02 PM	11-02 11:02 PM
Warren	100%	11-02 11:40 PM	11-02 11:40 PM	11-03 12:34 AM
Washington Township	100%	11-02 11:02 PM	11-02 11:02 PM	11-02 11:02 PM



Election Results

Macomb County November 2, 2010 Election Precinct Reporting Details

This page contains information about when each jurisdiction reports results. "% In" shows the current number of precincts reporting for that jurisdiction. The "First Report" column shows when they reported the first set of results. When half of the precincts have reported, a timestamp will be recorded in the "50% Reported" column. Once all results are in, the "Results Final" column will be filled-in. You can re-sort the list by clicking any column header.

Updated November 15, 9:12 AM

Jurisdiction	% In	First Report	50% Reported	Results Final
Armada Township	100%	11-02 11:02 PM	11-02 11:02 PM	11-02 11:02 PM
Berlin Township	100%	11-04 11:01 AM	11-04 11:01 AM	11-04 11:01 AM
Bruce Township	100%	11-02 11:02 PM	11-02 11:02 PM	11-02 11:02 PM
Center Line	100%	11-02 11:40 PM	11-02 11:40 PM	11-02 11:40 PM
Chesterfield Township	100%	11-02 11:02 PM	11-02 11:02 PM	11-02 11:40 PM
Clinton Township	100%	11-02 10:59 PM	11-02 10:59 PM	11-02 10:59 PM
Eastpointe	100%	11-03 12:34 AM	11-03 12:34 AM	11-03 12:34 AM
Fraser	100%	11-02 11:02 PM	11-02 11:02 PM	11-02 11:02 PM
Harrison Township	100%	11-02 10:20 PM	11-02 10:20 PM	11-02 10:20 PM
Lenox Township	100%	11-02 11:40 PM	11-02 11:40 PM	11-02 11:40 PM
Macomb Township	100%	11-02 11:02 PM	11-02 11:02 PM	11-02 11:40 PM
Memphis	100%	11-02 11:02 PM	11-02 11:02 PM	11-02 11:02 PM
Mt. Clemens	100%	11-02 11:02 PM	11-02 11:02 PM	11-02 11:02 PM
New Baltimore	100%	11-02 11:40 PM	11-02 11:40 PM	11-02 11:40 PM
Ray Township	100%	11-02 11:02 PM	11-02 11:02 PM	11-02 11:02 PM
Richmond Township	100%	11-02 11:02 PM	11-02 11:02 PM	11-02 11:02 PM
Richmond City	100%	11-02 11:02 PM	11-02 11:02 PM	11-02 11:02 PM
Riley Township	100%	11-04 11:01 AM	11-04 11:01 AM	11-04 11:01 AM
Roseville	100%	11-02 11:02 PM	11-02 11:02 PM	11-02 11:40 PM
Shelby Township	60%	11-02 9:02 PM	11-02 10:20 PM	
St. Clair Shores	100%	11-02 11:26 PM	11-02 11:26 PM	11-02 11:26 PM
Sterling Heights	100%	11-02 11:02 PM	11-02 11:40 PM	11-02 11:40 PM
Utica	100%	11-02 11:02 PM	11-02 11:02 PM	11-02 11:02 PM
Village of Grosse Pointe Shores	100%	11-02 11:02 PM	11-02 11:02 PM	11-02 11:02 PM
Warren	100%	11-02 11:40 PM	11-02 11:40 PM	11-03 12:34 AM
Washington Township	100%	11-02 11:02 PM	11-02 11:02 PM	11-02 11:02 PM



Election Results

Macomb County November 2, 2010 Election Voter Turnout

This page shows you the percentage of registered voters who cast a ballot for this election, by jurisdiction. These numbers will continue to increase until all precincts have reported. You can re-sort the list by clicking a column header.

Updated November 15, 9:12 AM

Jurisdiction ▼	Turnout
Armada Township	54.7%
Bruce Township	58.7%
Center Line	41.8%
Chesterfield Township	44.9%
Clinton Township	43.4%
Eastpointe	41.8%
Fraser	47.9%
Harrison Township	47.8%
Lenox Township	41.7%
Macomb Township	47.1%
Memphis	44.8%
Mt. Clemens	39.6%
New Baltimore	48.6%
Ray Township	52.1%
Richmond Township	51.7%
Richmond City	48.7%
Roseville	36.9%
Shelby Township	49.5%
St. Clair Shores	51.9%
Sterling Heights	45.7%
Utica	45.6%
Village of Grosse Pointe Shores	59.6%
Warren	39.9%
Washington Township	54.3%
MACOMB COUNTY	45.7%



Election Results

Macomb County November 2, 2010 Election Voter Turnout

This page shows you the percentage of registered voters who cast a ballot for this election, by jurisdiction. These numbers will continue to increase until all precincts have reported. You can re-sort the list by clicking a column header.

Updated November 15, 9:12 AM

Jurisdiction ▼	Turnout
Armada Township	54.7%
Bruce Township	58.7%
Center Line	41.8%
Chesterfield Township	44.9%
Clinton Township	43.4%
Eastpointe	41.8%
Fraser	47.9%
Harrison Township	47.8%
Lenox Township	41.7%
Macomb Township	47.1%
Memphis	44.8%
Mt. Clemens	39.6%
New Baltimore	48.6%
Ray Township	52.1%
Richmond Township	51.7%
Richmond City	48.7%
Roseville	36.9%
Shelby Township	49.5%
St. Clair Shores	51.9%
Sterling Heights	45.7%
Utica	45.6%
Village of Grosse Pointe Shores	59.6%
Warren	39.9%
Washington Township	54.3%
MACOMB COUNTY	45.7%



Election Results

Governor/Lt. Governor One 4-year term

Official results, updated November 15, 9:11 AM

[Race List](#) | [Race Summary](#) | [Race Details](#) | [Race Details \(Printer Friendly\)](#)

POLL BOOK TOTALS	Harley Mikkelsen/Lynn Meadows (GRN)			Ken Proctor/Erwin J. Haas (LIB)			Rick Snyder/Brian N. Calley (REP)			Stacey Mathia/Chris Levels (UST)			Virg Bernero/Brenda Lawrence (DEM)			
	AV	Elec Day	TOTAL	AV	Elec Day	TOTAL	AV	Elec Day	TOTAL	AV	Elec Day	TOTAL	AV	Elec Day	TOTAL	
ARMADA TOWNSHIP																
01	1,315	1	18	19	0	9	9	242	660	902	4	9	13	109	238	347
02	763	2	3	5	1	5	6	113	418	531	2	5	7	44	164	208
	2,078	3	21	24	1	14	15	355	1,078	1,433	6	14	20	153	402	555
BRUCE TOWNSHIP																
01	743	2	11	13	3	4	7	134	311	445	0	3	3	69	184	253
02	1,386	2	7	9	2	5	7	300	779	1,079	1	6	7	72	190	262
03	713	0	1	1	0	6	6	170	341	511	3	2	5	58	123	181
04	870	1	3	4	1	4	5	176	473	649	1	5	6	44	159	203
	3,712	5	22	27	6	19	25	780	1,904	2,684	5	16	21	243	656	899
CENTER LINE CITY																
01	627	1	3	4	0	4	4	61	269	330	1	5	6	78	199	277
02	420	1	1	2	2	2	4	47	145	192	4	4	8	74	132	206
03	665	3	4	7	0	5	5	53	250	303	1	3	4	72	267	339
04	362	1	3	4	0	1	1	36	150	186	4	4	8	16	143	159
05	384	3	3	6	1	5	6	33	142	175	1	4	5	37	149	186
	2,458	9	14	23	3	17	20	230	956	1,186	11	20	31	277	890	1,167
CHESTERFIELD TOWNSHIP																
01	914	2	7	9	0	8	8	165	406	571	1	4	5	90	223	313

 Yellow in the TOTALS column means precinct hasn't reported
 N/A indicates AV (Absentee) results are included in Elec Day results

These same results may also be obtained via:
 > Election Telephone Hotline: 586.469.5209



Election Results

Governor/Lt. Governor One 4-year term

Official results, updated November 15, 9:11 AM

[Race List](#) | [Race Summary](#) | [Race Details](#) | [Race Details \(Printer Friendly\)](#)

POLL BOOK TOTALS	Harley Mikkelsen/Lynn Meadows (GRN)			Ken Proctor/Erwin J. Haas (LIB)			Rick Snyder/Brian N. Calley (REP)			Stacey Mathia/Chris Levels (UST)			Virg Bernero/Brenda Lawrence (DEM)			
	AV	Elec Day	TOTAL	AV	Elec Day	TOTAL	AV	Elec Day	TOTAL	AV	Elec Day	TOTAL	AV	Elec Day	TOTAL	
ARMADA TOWNSHIP																
01	1,315	1	18	19	0	9	9	242	660	902	4	9	13	109	238	347
02	763	2	3	5	1	5	6	113	418	531	2	5	7	44	164	208
	2,078	3	21	24	1	14	15	355	1,078	1,433	6	14	20	153	402	555
BRUCE TOWNSHIP																
01	743	2	11	13	3	4	7	134	311	445	0	3	3	69	184	253
02	1,386	2	7	9	2	5	7	300	779	1,079	1	6	7	72	190	262
03	713	0	1	1	0	6	6	170	341	511	3	2	5	58	123	181
04	870	1	3	4	1	4	5	176	473	649	1	5	6	44	159	203
	3,712	5	22	27	6	19	25	780	1,904	2,684	5	16	21	243	656	899
CENTER LINE CITY																
01	627	1	3	4	0	4	4	61	269	330	1	5	6	78	199	277
02	420	1	1	2	2	2	4	47	145	192	4	4	8	74	132	206
03	665	3	4	7	0	5	5	53	250	303	1	3	4	72	267	339
04	362	1	3	4	0	1	1	36	150	186	4	4	8	16	143	159
05	384	3	3	6	1	5	6	33	142	175	1	4	5	37	149	186
	2,458	9	14	23	3	17	20	230	956	1,186	11	20	31	277	890	1,167
CHESTERFIELD TOWNSHIP																
01	914	2	7	9	0	8	8	165	406	571	1	4	5	90	223	313
02	858	0	2	2	1	10	11	137	429	566	1	8	9	55	207	262
03	1,096	1	6	7	0	6	6	110	613	723	0	2	2	69	282	351
04	271	0	0	0	0	1	1	29	151	180	0	2	2	10	75	85
05	854	3	3	6	0	5	5	165	387	552	0	5	5	94	182	276
06	761	2	3	5	0	3	3	88	428	516	1	2	3	52	175	227
07	956	0	2	2	3	6	9	143	482	625	2	2	4	48	256	304
08	902	0	6	6	1	6	7	124	457	581	2	4	6	83	213	296
09	778	1	3	4	3	4	7	84	428	512	1	4	5	48	200	248
10	1,160	1	2	3	5	2	7	373	471	844	4	0	4	109	186	295
11	598	1	5	6	0	13	13	67	302	369	0	3	3	33	168	201
12	443	0	1	1	2	1	3	85	200	285	2	4	6	45	97	142
13	865	0	4	4	0	5	5	82	475	557	0	5	5	65	224	289
14	468	0	0	0	0	1	1	39	277	316	2	1	3	24	121	145
15	252	0	3	3	0	4	4	6	71	77	0	3	3	7	154	161
16	471	1	0	1	0	4	4	69	217	286	1	2	3	47	128	175

	303	0	0	0	0	2	2	83	151	234	1	0	1	18	44	62
44	1,080	0	2	2	4	2	6	295	442	737	4	3	7	129	194	323
45	803	1	4	5	1	2	3	154	406	560	2	7	9	62	156	218
46	912	2	2	4	1	0	1	324	210	534	3	2	5	147	207	354
	31,250	44	128	172	47	141	188	6,089	12,247	18,336	90	127	217	3,646	8,411	12,057

EASTPOINTE

01	635	1	5	6	1	9	10	30	202	232	0	5	5	63	308	371
02	611	0	5	5	1	6	7	59	206	265	4	7	11	69	247	316
03	788	0	4	4	0	5	5	72	287	359	1	5	6	69	333	402
04	759	0	11	11	1	5	6	81	300	381	5	4	9	58	289	347
05	666	1	5	6	0	8	8	60	248	308	0	10	10	43	284	327
07	937	3	3	6	2	7	9	53	140	193	2	3	5	83	630	713
08	757	1	2	3	2	3	5	49	127	176	1	1	2	88	475	563
09	767	1	5	6	2	4	6	57	278	335	1	3	4	60	348	408
10	860	1	5	6	2	5	7	75	278	353	4	2	6	106	372	478
11	598	3	8	11	2	3	5	53	219	272	0	1	1	78	225	303
12	681	1	5	6	0	4	4	64	230	294	0	6	6	59	300	359
13	688	1	3	4	1	4	5	113	262	375	0	4	4	66	228	294
14	1,156	6	2	8	0	9	9	133	265	398	2	3	5	129	597	726
	9,903	19	63	82	14	72	86	899	3,042	3,941	20	54	74	971	4,636	5,607

FRASER

01	568	3	2	5	0	8	8	72	261	333	2	3	5	57	153	210
02	924	0	5	5	3	5	8	133	458	591	3	7	10	83	220	303
03	1,088	1	2	3	1	5	6	186	451	637	4	6	10	150	268	418
04	765	0	6	6	1	3	4	107	331	438	1	4	5	81	224	305
05	297	0	4	4	1	2	3	39	134	173	0	1	1	42	69	111
06	1,022	1	6	7	0	2	2	149	558	707	0	4	4	75	215	290
07	528	0	3	3	0	2	2	97	198	295	0	4	4	63	156	219
	5,192	5	28	33	6	27	33	783	2,391	3,174	10	29	39	551	1,305	1,856

HARRISON TOWNSHIP

01	855	0	4	4	1	6	7	185	332	517	1	3	4	65	250	315
02	920	3	2	5	0	6	6	145	369	514	4	2	6	97	280	377
03	676	4	2	6	2	6	8	95	326	421	6	5	11	51	172	223
04	1,235	1	5	6	1	4	5	253	567	820	1	3	4	95	293	388
05	1,050	2	4	6	0	6	6	279	524	803	2	1	3	74	145	219
06	1,083	2	5	7	2	5	7	184	530	714	1	4	5	93	245	338
07	1,120	3	7	10	3	8	11	247	511	758	4	3	7	107	218	325
08	637	1	2	3	1	3	4	119	215	334	1	7	8	79	204	283
09	899	1	2	3	1	10	11	267	367	634	4	4	8	87	144	231
10	696	3	4	7	1	2	3	132	311	443	1	2	3	54	178	232
	9,171	20	37	57	12	56	68	1,906	4,052	5,958	25	34	59	802	2,129	2,931

LENOX TOWNSHIP

01	676	1	3	4	6	4	10	171	323	494	2	3	5	55	98	153
02	830	1	4	5	1	3	4	138	409	547	1	7	8	66	196	262
03	862	0	10	10	1	3	4	55	312	367	1	4	5	137	321	458
04	336	0	2	2	0	3	3	14	175	189	0	4	4	19	118	137
	2,704	2	19	21	8	13	21	378	1,219	1,597	4	18	22	277	733	1,010

MACOMB TOWNSHIP

01	665	1	3	4	1	4	5	80	394	474	3	1	4	55	121	176
----	-----	---	---	---	---	---	---	----	-----	-----	---	---	---	----	-----	-----

02	788	2	0	2	0	3	3	139	396	535	3	3	6	60	176	236
03	677	0	1	1	2	2	4	65	437	502	1	1	2	26	138	164
04	839	1	3	4	3	6	9	87	464	551	0	1	1	53	214	267
05	740	2	1	3	0	4	4	126	388	514	0	0	0	53	161	214
06	773	2	1	3	1	7	8	147	338	485	2	4	6	96	164	260
07	742	3	3	6	1	5	6	117	387	504	0	2	2	40	182	222
08	689	0	2	2	0	6	6	104	331	435	0	1	1	57	181	238
09	651	0	1	1	1	3	4	78	381	459	2	4	6	30	148	178
10	545	1	0	1	1	7	8	61	236	297	0	4	4	41	190	231
11	997	0	2	2	2	3	5	147	569	716	0	5	5	43	223	266
12	794	0	0	0	1	2	3	155	375	530	1	2	3	54	200	254
13	804	0	7	7	0	7	7	79	504	583	2	0	2	28	175	203
14	927	1	3	4	0	3	3	120	563	683	1	2	3	54	171	225
15	906	0	1	1	1	1	2	221	424	645	0	1	1	93	161	254
16	1,002	0	3	3	1	1	2	96	641	737	1	3	4	45	211	256
17	801	0	3	3	3	0	3	96	440	536	0	3	3	31	218	249
18	536	0	2	2	1	3	4	68	210	278	0	2	2	50	199	249
19	307	0	1	1	1	4	5	34	128	162	0	1	1	19	118	137
20	779	1	3	4	0	1	1	107	457	564	0	4	4	40	161	201
21	937	0	4	4	1	1	2	212	440	652	6	2	8	81	186	267
22	929	1	3	4	0	4	4	206	434	640	0	1	1	88	183	271
23	871	1	1	2	1	2	3	311	355	666	2	1	3	78	116	194
24	691	0	1	1	1	4	5	172	302	474	2	6	8	55	138	193
25	509	0	0	0	0	4	4	48	301	349	0	0	0	20	134	154
26	494	0	0	0	1	3	4	68	269	337	0	1	1	26	126	152
27	491	0	2	2	0	1	1	66	296	362	1	3	4	23	99	122
28	475	0	2	2	0	4	4	52	276	328	0	0	0	17	120	137
29	669	0	1	1	2	3	5	54	387	441	0	1	1	22	193	215
30	761	0	1	1	0	0	0	100	450	550	1	3	4	49	156	205
31	394	0	2	2	0	0	0	86	190	276	2	1	3	44	66	110
32	665	0	1	1	0	9	9	70	400	470	0	4	4	18	162	180
33	586	0	2	2	2	3	5	95	270	365	1	0	1	80	130	210
34	663	0	1	1	0	3	3	75	392	467	0	2	2	41	146	187
35	504	1	1	2	0	2	2	58	265	323	0	3	3	18	152	170
	24,601	17	62	79	28	115	143	3,800	13,090	16,890	31	72	103	1,628	5,619	7,247

MEMPHIS

01	263	N/A	3	3	N/A	6	6	N/A	185	185	N/A	4	4	N/A	63	63
	263	N/A	3	3	N/A	6	6	N/A	185	185	N/A	4	4	N/A	63	63

MOUNT CLEMENS

01	533	0	3	3	0	0	0	19	65	84	1	1	2	121	316	437
02	772	2	7	9	3	5	8	81	346	427	0	3	3	69	252	321
03	553	1	8	9	3	9	12	45	245	290	0	6	6	47	188	235
04	499	1	5	6	4	7	11	46	187	233	2	6	8	42	196	238
05	517	3	0	3	0	1	1	44	54	98	1	1	2	144	260	404
06	563	1	3	4	0	5	5	48	178	226	1	4	5	64	254	318
08	423	0	6	6	0	1	1	53	160	213	2	2	4	42	151	193
09	859	2	6	8	1	6	7	150	387	537	0	2	2	107	192	299
	4,719	10	38	48	11	34	45	486	1,622	2,108	7	25	32	636	1,809	2,445

NEW BALTIMORE

01	625	0	5	5	2	1	3	68	332	400	0	1	1	49	163	212
02	572	1	5	6	2	3	5	104	299	403	2	2	4	37	109	146
03	1,035	0	1	1	3	6	9	127	561	688	6	4	10	70	250	320
04	834	4	1	5	1	6	7	137	389	526	1	3	4	74	206	280
05	902	5	3	8	0	7	7	143	493	636	0	3	3	43	200	243
	3,968	10	15	25	8	23	31	579	2,074	2,653	9	13	22	273	928	1,201

RAY TOWNSHIP

01	645	2	3	5	1	5	6	126	356	482	0	3	3	37	101	138
02	871	4	3	7	2	3	5	182	474	656	1	5	6	62	130	192
	1,516	6	6	12	3	8	11	308	830	1,138	1	8	9	99	231	330

RICHMOND TOWNSHIP

01	660	N/A	1	1	N/A	4	4	N/A	512	512	N/A	5	5	N/A	129	129
02	719	N/A	2	2	N/A	6	6	N/A	544	544	N/A	4	4	N/A	153	153
	1,379	N/A	3	3	N/A	10	10	N/A	1,056	1,056	N/A	9	9	N/A	282	282

RICHMOND CITY

01	1,140	1	3	4	1	8	9	200	553	753	4	13	17	98	242	340
02	826	2	5	7	3	7	10	110	417	527	1	8	9	63	199	262
	1,966	3	8	11	4	15	19	310	970	1,280	5	21	26	161	441	602

ROSEVILLE

01	373	0	2	2	0	2	2	38	163	201	2	5	7	39	121	160
02	495	3	5	8	1	6	7	66	183	249	0	1	1	57	165	222
03	746	0	2	2	4	7	11	73	235	308	4	9	13	118	283	401
04	546	0	2	2	0	2	2	86	208	294	1	1	2	81	160	241
05	858	2	7	9	3	3	6	98	317	415	9	3	12	103	302	405
06	612	0	8	8	2	7	9	37	278	315	0	1	1	58	215	273
07	372	0	1	1	2	3	5	30	152	182	0	8	8	37	133	170
08	652	0	2	2	2	6	8	56	274	330	3	2	5	78	223	301
09	619	2	2	4	2	7	9	84	245	329	1	2	3	83	182	265
10	370	0	3	3	2	3	5	48	151	199	0	4	4	37	117	154
11	432	1	3	4	0	4	4	47	181	228	2	3	5	65	124	189
12	461	2	3	5	2	4	6	60	186	246	1	6	7	51	140	191
13	396	0	5	5	0	2	2	42	169	211	0	5	5	51	117	168
14	682	0	4	4	0	9	9	90	258	348	1	4	5	69	236	305
15	992	1	5	6	2	6	8	135	278	413	2	7	9	157	394	551
16	986	5	10	15	3	6	9	90	355	445	3	2	5	151	348	499
17	572	0	3	3	1	4	5	36	273	309	0	4	4	67	178	245
18	735	1	1	2	1	4	5	111	243	354	3	2	5	96	262	358
19	472	0	2	2	1	2	3	46	205	251	0	6	6	41	166	207
20	558	1	6	7	1	3	4	78	239	317	0	7	7	53	160	213
21	752	2	5	7	0	8	8	87	256	343	1	2	3	83	300	383
	12,681	20	81	101	29	98	127	1,438	4,849	6,287	33	84	117	1,575	4,326	5,901

SHELBY TOWNSHIP

01	1,294	3	4	7	4	6	10	271	712	983	1	0	1	87	196	283
02	1,008	0	1	1	1	5	6	209	516	725	0	4	4	84	183	267
03	495	0	5	5	2	4	6	74	273	347	0	4	4	34	98	132
04	891	0	1	1	0	4	4	210	449	659	0	5	5	57	163	220
05	1,219	3	6	9	3	2	5	283	552	835	1	4	5	122	238	360
06	618	1	6	7	1	5	6	55	299	354	1	1	2	33	214	247

07	1,062	0	3	3	1	5	6	268	485	753	2	3	5	113	172	285
08	533	0	4	4	3	1	4	126	253	379	1	3	4	39	97	136
09	523	1	3	4	0	10	10	61	259	320	0	6	6	28	154	182
10	717	1	0	1	0	3	3	155	350	505	1	5	6	52	147	199
11	757	1	3	4	2	6	8	126	364	490	2	6	8	73	170	243
12	741	1	1	2	0	4	4	173	371	544	3	1	4	57	127	184
13	545	0	3	3	1	4	5	156	238	394	0	1	1	49	91	140
14	887	1	4	5	0	4	4	151	489	640	8	4	12	61	157	218
15	549	3	2	5	0	5	5	107	281	388	1	1	2	48	98	146
16	1,331	0	2	2	0	2	2	392	703	1,095	2	0	2	79	147	226
17	1,251	1	3	4	0	7	7	203	736	939	4	2	6	70	220	290
18	646	1	2	3	0	6	6	143	309	452	1	3	4	74	102	176
19	688	0	3	3	0	6	6	167	359	526	0	2	2	31	117	148
20	545	1	1	2	3	6	9	101	239	340	3	4	7	65	119	184
21	420	0	1	1	0	8	8	38	144	182	0	1	1	24	202	226
22	1,442	1	2	3	5	8	13	387	714	1,101	1	1	2	108	208	316
23	1,222	2	2	4	0	3	3	304	663	967	1	3	4	69	170	239
24	1,464	1	1	2	2	4	6	404	767	1,171	1	3	4	93	182	275
25	1,022	3	2	5	2	8	10	297	484	781	3	2	5	70	149	219
26	824	3	0	3	1	0	1	274	222	496	3	1	4	159	148	307
27	914	2	3	5	1	3	4	195	393	588	5	1	6	78	224	302
28	1,217	1	2	3	2	1	3	384	399	783	3	1	4	226	179	405
29	599	0	2	2	0	3	3	57	368	425	0	2	2	26	138	164
	25,424	31	72	103	34	133	167	5,771	12,391	18,162	48	74	122	2,109	4,610	6,719

ST. CLAIR SHORES

01	1,571	2	4	6	4	7	11	468	605	1,073	1	1	2	173	291	464
02	955	0	3	3	2	10	12	165	397	562	6	1	7	94	255	349
03	994	0	6	6	1	4	5	197	422	619	3	7	10	92	245	337
04	753	2	3	5	1	7	8	127	310	437	2	4	6	88	199	287
05	1,228	3	8	11	1	13	14	131	585	716	0	11	11	107	357	464
06	1,170	2	5	7	4	7	11	186	412	598	1	1	2	137	403	540
07	721	1	6	7	0	7	7	80	308	388	1	9	10	74	213	287
08	1,095	3	4	7	2	7	9	184	474	658	0	6	6	125	274	399
09	726	2	5	7	1	3	4	159	241	400	4	3	7	112	188	300
10	1,227	5	7	12	2	9	11	215	514	729	9	4	13	151	289	440
11	560	1	2	3	4	0	4	120	233	353	1	0	1	58	135	193
12	1,329	5	7	12	4	10	14	271	555	826	3	3	6	145	313	458
13	1,629	4	7	11	3	3	6	384	736	1,120	1	7	8	158	310	468
14	544	0	10	10	0	4	4	68	243	311	6	7	13	51	149	200
15	1,279	4	10	14	4	7	11	214	509	723	4	6	10	139	365	504
16	1,227	4	7	11	5	11	16	237	485	722	2	6	8	184	273	457
17	1,345	6	6	12	2	5	7	248	603	851	2	5	7	141	315	456
18	994	6	4	10	3	7	10	202	403	605	3	5	8	133	222	355
19	909	2	5	7	2	9	11	150	407	557	3	3	6	113	206	319
20	647	1	8	9	1	5	6	133	305	438	1	2	3	69	113	182
21	918	1	5	6	0	5	5	149	389	538	1	5	6	102	247	349
22	779	2	5	7	0	8	8	124	343	467	5	6	11	71	207	278
23	1,089	0	4	4	1	5	6	193	491	684	0	5	5	126	247	373

	400	0	1	1	1	3	4	58	161	219	0	3	3	36	133	169
48	684	0	1	1	2	4	6	118	300	418	2	1	3	83	169	252
49	856	1	3	4	0	8	8	192	403	595	1	3	4	92	147	239
50	1,564	1	2	3	4	8	12	426	647	1,073	0	4	4	182	273	455
51	837	0	1	1	2	2	4	220	361	581	3	4	7	96	144	240
52	944	0	1	1	1	2	3	191	440	631	0	0	0	59	246	305
	39,373	40	143	183	49	234	283	6,950	17,423	24,373	87	170	257	3,864	10,089	13,953

UTICA

01	272	2	1	3	1	3	4	39	124	163	0	4	4	18	78	96
02	666	2	2	4	0	1	1	114	331	445	0	3	3	54	152	206
03	614	3	2	5	0	4	4	92	264	356	2	6	8	52	184	236
	1,552	7	5	12	1	8	9	245	719	964	2	13	15	124	414	538

VILLAGE OF GROSSE POINTE SHORES

03	34	N/A	0	0	N/A	0	0	N/A	28	28	N/A	0	0	N/A	6	6
	34	N/A	0	0	N/A	0	0	N/A	28	28	N/A	0	0	N/A	6	6

WARREN

01	628	0	2	2	1	8	9	29	162	191	3	1	4	53	364	417
02	375	0	1	1	0	7	7	33	154	187	4	5	9	32	135	167
03	799	0	13	13	4	6	10	63	244	307	5	4	9	78	380	458
04	656	0	3	3	3	6	9	56	264	320	1	5	6	45	260	305
05	545	1	3	4	0	3	3	55	172	227	1	0	1	65	238	303
06	819	1	4	5	1	6	7	86	316	402	0	4	4	89	299	388
07	428	0	5	5	1	5	6	23	138	161	1	6	7	29	215	244
08	216	0	2	2	2	1	3	9	63	72	1	2	3	19	116	135
09	352	0	2	2	0	1	1	26	112	138	0	2	2	30	175	205
10	472	0	6	6	2	1	3	17	138	155	2	5	7	29	269	298
11	420	1	0	1	0	4	4	24	143	167	1	2	3	35	204	239
12	336	0	4	4	0	2	2	29	113	142	1	2	3	24	161	185
13	386	1	3	4	2	1	3	36	165	201	0	1	1	30	143	173
14	659	2	1	3	1	3	4	58	213	271	1	0	1	60	319	379
15	470	0	7	7	0	8	8	26	144	170	0	4	4	46	233	279
16	381	0	2	2	2	4	6	26	125	151	6	3	9	41	168	209
17	738	1	6	7	0	11	11	50	336	386	0	6	6	66	258	324
18	226	0	0	0	0	2	2	13	67	80	0	2	2	24	115	139
19	653	0	0	0	0	4	4	62	265	327	1	4	5	62	248	310
20	963	3	4	7	1	10	11	137	310	447	1	4	5	140	345	485
21	83	0	1	1	0	1	1	9	41	50	0	0	0	6	23	29
22	976	3	7	10	0	10	10	119	397	516	1	6	7	93	330	423
23	878	1	3	4	0	4	4	130	290	420	4	6	10	133	298	431
24	320	0	1	1	1	0	1	44	122	166	1	0	1	32	117	149
25	550	1	2	3	1	5	6	63	250	313	0	3	3	60	163	223
26	392	0	4	4	1	3	4	21	100	121	1	3	4	26	233	259
27	1,058	2	1	3	6	7	13	212	428	640	4	5	9	130	254	384
28	502	1	2	3	2	2	4	98	203	301	0	2	2	57	129	186
29	692	2	1	3	0	3	3	116	230	346	2	1	3	97	231	328
30	481	1	0	1	0	2	2	76	211	287	1	6	7	47	135	182
31	1,170	1	4	5	1	6	7	185	386	571	1	5	6	192	366	558
32	998	2	6	8	1	8	9	167	402	569	1	6	7	137	262	399
33	1,079	6	5	11	2	5	7	210	436	646	1	5	6	131	257	388

34	491	0	1	1	1	2	3	61	206	267	1	6	7	41	161	202
35	942	1	7	8	0	5	5	157	316	473	2	9	11	134	298	432
36	501	0	0	0	0	1	1	64	208	272	3	1	4	41	176	217
37	901	1	1	2	4	4	8	174	353	527	2	1	3	101	250	351
38	364	0	0	0	0	0	0	34	190	224	2	2	4	30	101	131
39	350	0	0	0	0	1	1	15	55	70	1	2	3	24	252	276
40	543	0	5	5	0	3	3	74	231	305	1	0	1	61	162	223
41	589	0	0	0	0	4	4	91	228	319	3	4	7	56	193	249
42	509	1	0	1	2	2	4	102	190	292	3	1	4	67	135	202
43	575	1	1	2	1	3	4	108	246	354	0	2	2	60	150	210
44	753	4	5	9	4	0	4	101	219	320	3	3	6	117	285	402
45	689	1	2	3	2	2	4	142	245	387	1	1	2	94	195	289
46	657	0	3	3	2	4	6	104	231	335	2	2	4	74	224	298
47	605	0	5	5	0	6	6	106	271	377	2	3	5	64	143	207
48	983	0	6	6	0	4	4	176	370	546	0	1	1	138	276	414
49	1,195	0	5	5	2	12	14	200	463	663	2	7	9	161	332	493
50	982	2	2	4	3	2	5	140	380	520	1	3	4	113	323	436
51	1,260	2	7	9	4	6	10	278	460	738	3	5	8	213	264	477
52	766	0	3	3	1	4	5	134	322	456	2	1	3	88	200	288
53	985	0	2	2	0	4	4	187	435	622	1	4	5	105	236	341
54	900	1	4	5	1	1	2	201	331	532	2	7	9	95	239	334
55	979	0	6	6	1	6	7	138	452	590	5	7	12	74	286	360
56	498	1	2	3	0	1	1	64	225	289	1	1	2	64	136	200
57	855	0	4	4	4	10	14	117	377	494	2	3	5	98	233	331
58	1,258	1	2	3	2	11	13	185	508	693	4	5	9	159	369	528
	38,831	46	178	224	69	247	316	5,461	14,652	20,113	95	191	286	4,410	13,062	17,472
WASHINGTON TOWNSHIP																
01	678	1	5	6	0	6	6	116	316	432	2	2	4	69	144	213
02	1,341	1	7	8	4	8	12	372	567	939	2	7	9	148	218	366
03	1,099	3	5	8	2	6	8	279	550	829	1	2	3	58	182	240
04	820	3	4	7	2	3	5	126	394	520	3	4	7	71	198	269
05	1,186	2	8	10	2	4	6	285	608	893	0	5	5	94	164	258
06	1,229	3	1	4	1	0	1	408	552	960	3	1	4	115	135	250
07	1,196	2	2	4	2	2	4	331	612	943	1	2	3	71	162	233
08	1,017	2	7	9	2	3	5	265	474	739	4	4	8	104	144	248
09	1,192	0	0	0	1	7	8	171	725	896	0	5	5	78	192	270
	9,758	17	39	56	16	39	55	2,353	4,798	7,151	16	32	48	808	1,539	2,347
TOTALS																
	271,263	390	1,177	1,567	418	1,580	1,998	45,908	118,752	164,660	591	1,208	1,799	26,522	72,153	98,675

 Yellow in the TOTALS column means precinct hasn't reported
N/A indicates AV (Absentee) results are included in Elec Day results

These same results may also be obtained via:
 > Election Telephone Hotline: 586.469.5209



Election Results

Secretary of State One 4-year term

Official results, updated November 15, 9:11 AM

[Race List](#) | [Race Summary](#) | [Race Details](#) | [Race Details \(Printer Friendly\)](#)

POLL BOOK TOTALS	Jocelyn Michelle Benson (DEM)			John Anthony La Pietra (GRN)			Robert Gale (UST)			Ruth Johnson (REP)			Scotty Boman (LIB)			
	AV	Elec Day	TOTAL	AV	Elec Day	TOTAL	AV	Elec Day	TOTAL	AV	Elec Day	TOTAL	AV	Elec Day	TOTAL	
ARMADA TOWNSHIP																
01	1,315	119	304	423	1	17	18	14	21	35	207	531	738	6	25	31
02	763	48	196	244	2	7	9	5	15	20	107	353	460	2	9	11
	2,078	167	500	667	3	24	27	19	36	55	314	884	1,198	8	34	42
BRUCE TOWNSHIP																
01	743	78	214	292	1	11	12	3	3	6	119	260	379	4	12	16
02	1,386	86	262	348	4	12	16	2	10	12	277	661	938	4	11	15
03	713	71	148	219	3	5	8	6	5	11	146	289	435	2	11	13
04	870	54	193	247	1	3	4	2	10	12	159	412	571	1	9	10
	3,712	289	817	1,106	9	31	40	13	28	41	701	1,622	2,323	11	43	54
CENTER LINE CITY																
01	627	82	241	323	0	5	5	2	3	5	51	207	258	1	17	18
02	420	77	155	232	1	1	2	4	6	10	44	112	156	1	8	9
03	665	76	304	380	0	2	2	1	7	8	50	195	245	0	13	13
04	362	23	172	195	0	3	3	1	5	6	31	113	144	1	6	7
05	384	36	168	204	4	1	5	1	4	5	29	116	145	2	11	13
	2,458	294	1,040	1,334	5	12	17	9	25	34	205	743	948	5	55	60
CHESTERFIELD TOWNSHIP																
01	914	108	279	387	2	7	9	3	9	12	139	319	458	0	17	17
02	858	63	248	311	4	6	10	3	12	15	120	358	478	4	23	27

■ Yellow in the TOTALS column means precinct hasn't reported
 N/A indicates AV (Absentee) results are included in Elec Day results

These same results may also be obtained via:
 > Election Telephone Hotline: 586.469.5209



Election Results

Secretary of State One 4-year term

Official results, updated November 15, 9:11 AM

[Race List](#) | [Race Summary](#) | [Race Details](#) | [Race Details \(Printer Friendly\)](#)

POLL BOOK TOTALS	Jocelyn Michelle Benson (DEM)			John Anthony La Pietra (GRN)			Robert Gale (UST)			Ruth Johnson (REP)			Scotty Boman (LIB)			
	AV	Elec Day	TOTAL	AV	Elec Day	TOTAL	AV	Elec Day	TOTAL	AV	Elec Day	TOTAL	AV	Elec Day	TOTAL	
ARMADA TOWNSHIP																
01	1,315	119	304	423	1	17	18	14	21	35	207	531	738	6	25	31
02	763	48	196	244	2	7	9	5	15	20	107	353	460	2	9	11
	2,078	167	500	667	3	24	27	19	36	55	314	884	1,198	8	34	42
BRUCE TOWNSHIP																
01	743	78	214	292	1	11	12	3	3	6	119	260	379	4	12	16
02	1,386	86	262	348	4	12	16	2	10	12	277	661	938	4	11	15
03	713	71	148	219	3	5	8	6	5	11	146	289	435	2	11	13
04	870	54	193	247	1	3	4	2	10	12	159	412	571	1	9	10
	3,712	289	817	1,106	9	31	40	13	28	41	701	1,622	2,323	11	43	54
CENTER LINE CITY																
01	627	82	241	323	0	5	5	2	3	5	51	207	258	1	17	18
02	420	77	155	232	1	1	2	4	6	10	44	112	156	1	8	9
03	665	76	304	380	0	2	2	1	7	8	50	195	245	0	13	13
04	362	23	172	195	0	3	3	1	5	6	31	113	144	1	6	7
05	384	36	168	204	4	1	5	1	4	5	29	116	145	2	11	13
	2,458	294	1,040	1,334	5	12	17	9	25	34	205	743	948	5	55	60
CHESTERFIELD TOWNSHIP																
01	914	108	279	387	2	7	9	3	9	12	139	319	458	0	17	17
02	858	63	248	311	4	6	10	3	12	15	120	358	478	4	23	27
03	1,096	69	343	412	0	6	6	4	11	15	102	511	613	0	24	24
04	271	15	83	98	0	4	4	0	4	4	24	130	154	0	3	3
05	854	111	242	353	1	6	7	3	8	11	142	290	432	3	19	22
06	761	53	230	283	1	2	3	5	6	11	75	354	429	5	8	13
07	956	60	311	371	0	5	5	4	6	10	125	404	529	2	17	19
08	902	88	248	336	3	12	15	3	15	18	101	371	472	5	22	27
09	778	55	244	299	1	11	12	0	9	9	69	348	417	9	12	21
10	1,160	130	222	352	3	3	6	10	6	16	338	415	753	8	11	19
11	598	38	224	262	2	3	5	3	9	12	57	236	293	0	15	15
12	443	53	126	179	0	0	0	3	6	9	74	162	236	3	7	10
13	865	72	270	342	0	9	9	3	10	13	69	384	453	1	17	18
14	468	22	152	174	0	3	3	2	4	6	34	231	265	1	6	7
15	252	8	163	171	0	3	3	0	3	3	5	57	62	0	5	5
16	471	62	159	221	1	1	2	0	7	7	52	173	225	2	6	8
17	242	49	60	109	1	2	3	5	2	7	41	60	101	3	9	12

	1,080	169	242	411	0	9	9	9	9	18	244	350	594	4	12	16
45	803	76	190	266	5	7	12	2	1	3	136	358	494	4	11	15
46	912	166	225	391	4	1	5	3	4	7	299	176	475	1	6	7
	31,250	4,174	9,765	13,939	82	224	306	155	277	432	5,218	9,884	15,102	119	464	583

EASTPOINTE

01	635	66	325	391	0	7	7	1	9	10	25	164	189	3	15	18
02	611	80	281	361	1	6	7	4	6	10	44	155	199	6	17	23
03	788	67	367	434	1	7	8	2	15	17	69	224	293	2	17	19
04	759	67	333	400	1	16	17	4	9	13	67	232	299	3	11	14
05	666	53	298	351	0	9	9	0	13	13	48	203	251	0	24	24
07	937	90	654	744	5	4	9	2	3	5	42	106	148	3	12	15
08	757	89	485	574	1	3	4	1	5	6	46	101	147	2	9	11
09	767	64	382	446	0	9	9	2	9	11	49	211	260	3	19	22
10	860	113	418	531	2	10	12	2	8	10	62	198	260	4	19	23
11	598	81	244	325	5	8	13	0	7	7	51	178	229	1	13	14
12	681	67	342	409	1	5	6	0	5	5	50	178	228	2	15	17
13	688	74	247	321	2	7	9	1	6	7	98	221	319	3	13	16
14	1,156	142	640	782	3	10	13	4	6	10	114	201	315	6	10	16
	9,903	1,053	5,016	6,069	22	101	123	23	101	124	765	2,372	3,137	38	194	232

FRASER

01	568	73	177	250	2	5	7	1	10	11	53	209	262	2	16	18
02	924	91	264	355	3	10	13	1	8	9	114	388	502	5	14	19
03	1,088	153	326	479	5	10	15	2	17	19	179	334	513	4	19	23
04	765	93	272	365	2	9	11	1	6	7	91	257	348	4	14	18
05	297	50	96	146	0	4	4	1	2	3	32	101	133	0	3	3
06	1,022	81	276	357	3	11	14	2	2	4	132	455	587	2	9	11
07	528	70	192	262	1	4	5	1	3	4	82	155	237	1	3	4
	5,192	611	1,603	2,214	16	53	69	9	48	57	683	1,899	2,582	18	78	96

HARRISON TOWNSHIP

01	855	82	288	370	2	8	10	5	13	18	153	261	414	5	11	16
02	920	111	317	428	4	10	14	4	10	14	117	289	406	4	19	23
03	676	55	183	238	2	10	12	5	10	15	91	275	366	1	17	18
04	1,235	114	342	456	2	9	11	1	9	10	213	474	687	5	20	25
05	1,050	101	191	292	0	7	7	8	16	24	237	424	661	4	19	23
06	1,083	107	304	411	2	4	6	5	11	16	162	438	600	4	10	14
07	1,120	122	272	394	4	11	15	9	13	22	213	405	618	5	24	29
08	637	83	211	294	1	7	8	2	6	8	101	186	287	5	17	22
09	899	121	171	292	1	2	3	9	10	19	222	315	537	3	14	17
10	696	60	206	266	0	6	6	5	4	9	113	261	374	6	10	16
	9,171	956	2,485	3,441	18	74	92	53	102	155	1,622	3,328	4,950	42	161	203

LENOX TOWNSHIP

01	676	59	131	190	3	2	5	3	7	10	154	265	419	8	13	21
02	830	80	227	307	0	2	2	3	13	16	119	352	471	4	14	18
03	862	139	365	504	0	10	10	1	9	10	44	243	287	1	8	9
04	336	21	122	143	0	8	8	0	6	6	11	156	167	1	6	7
	2,704	299	845	1,144	3	22	25	7	35	42	328	1,016	1,344	14	41	55

MACOMB TOWNSHIP

01	665	63	142	205	0	5	5	3	7	10	68	342	410	2	12	14
02	788	66	213	279	1	5	6	4	13	17	128	326	454	1	5	6

	625	56	205	261	0	6	6	0	8	8	60	258	318	2	8	10
02	572	52	145	197	1	8	9	4	2	6	84	250	334	5	4	9
03	1,035	88	295	383	0	6	6	4	7	11	103	482	585	6	16	22
04	834	86	236	322	4	7	11	2	9	11	122	324	446	2	12	14
05	902	64	250	314	4	3	7	0	10	10	113	409	522	3	13	16
	3,968	346	1,131	1,477	9	30	39	10	36	46	482	1,723	2,205	18	53	71

RAY TOWNSHIP

01	645	41	129	170	0	6	6	1	4	5	119	297	416	1	17	18
02	871	66	167	233	1	1	2	3	9	12	163	401	564	5	14	19
	1,516	107	296	403	1	7	8	4	13	17	282	698	980	6	31	37

RICHMOND TOWNSHIP

01	660	N/A	181	181	N/A	1	1	N/A	16	16	N/A	437	437	N/A	8	8
02	719	N/A	211	211	N/A	3	3	N/A	12	12	N/A	459	459	N/A	17	17
	1,379	N/A	392	392	N/A	4	4	N/A	28	28	N/A	896	896	N/A	25	25

RICHMOND CITY

01	1,140	118	311	429	4	5	9	7	13	20	168	449	617	4	19	23
02	826	73	227	300	1	10	11	5	11	16	90	362	452	7	13	20
	1,966	191	538	729	5	15	20	12	24	36	258	811	1,069	11	32	43

ROSEVILLE

01	373	43	133	176	0	5	5	2	10	12	32	129	161	2	10	12
02	495	64	176	240	2	7	9	1	10	11	62	148	210	1	9	10
03	746	124	322	446	1	6	7	7	8	15	65	179	244	5	18	23
04	546	93	185	278	0	7	7	0	3	3	72	164	236	1	8	9
05	858	114	330	444	5	6	11	6	9	15	87	257	344	2	16	18
06	612	65	254	319	2	9	11	1	6	7	29	220	249	2	15	17
07	372	38	141	179	0	5	5	1	8	9	31	121	152	0	13	13
08	652	78	269	347	3	5	8	4	6	10	45	200	245	9	15	24
09	619	90	216	306	0	2	2	1	6	7	74	195	269	4	13	17
10	370	43	144	187	0	1	1	0	5	5	41	115	156	3	11	14
11	432	71	142	213	0	7	7	0	4	4	39	146	185	1	8	9
12	461	59	155	214	3	6	9	1	8	9	53	144	197	2	20	22
13	396	54	138	192	0	8	8	0	5	5	35	129	164	0	9	9
14	682	88	266	354	1	5	6	0	7	7	67	207	274	2	15	17
15	992	166	433	599	2	6	8	6	16	22	113	216	329	5	16	21
16	986	163	394	557	2	11	13	3	11	14	74	273	347	7	19	26
17	572	65	219	284	0	9	9	1	11	12	35	202	237	3	12	15
18	735	97	301	398	3	4	7	6	7	13	99	181	280	2	9	11
19	472	41	201	242	1	4	5	1	4	5	43	156	199	1	7	8
20	558	57	182	239	3	5	8	5	11	16	64	196	260	3	7	10
21	752	101	339	440	2	7	9	3	8	11	64	208	272	2	9	11
	12,681	1,714	4,940	6,654	30	125	155	49	163	212	1,224	3,786	5,010	57	259	316

SHELBY TOWNSHIP

01	1,294	100	232	332	7	11	18	11	6	17	229	639	868	6	16	22
02	1,008	90	210	300	0	10	10	2	17	19	196	425	621	3	24	27
03	495	38	121	159	1	3	4	2	6	8	65	234	299	3	12	15
04	891	72	189	261	0	3	3	1	10	11	182	388	570	5	14	19
05	1,219	139	284	423	2	6	8	7	12	19	252	460	712	4	16	20
06	618	35	243	278	1	11	12	1	2	3	51	249	300	0	12	12
07	1,062	131	199	330	1	4	5	6	10	16	242	418	660	2	17	19

08	533	45	109	154	1	4	5	2	6	8	109	224	333	9	8	17
09	523	32	179	211	1	5	6	1	8	9	54	207	261	2	23	25
10	717	66	161	227	2	3	5	6	15	21	123	294	417	5	15	20
11	757	87	196	283	1	4	5	2	16	18	108	310	418	3	13	16
12	741	74	165	239	1	3	4	3	6	9	149	299	448	3	11	14
13	545	57	99	156	0	7	7	1	3	4	141	213	354	4	8	12
14	887	72	194	266	1	6	7	4	8	12	138	429	567	1	6	7
15	549	52	127	179	3	9	12	3	9	12	93	221	314	3	12	15
16	1,331	106	215	321	3	5	8	4	6	10	351	600	951	3	7	10
17	1,251	89	279	368	2	12	14	9	12	21	169	618	787	3	18	21
18	646	88	132	220	1	4	5	4	9	13	123	258	381	0	8	8
19	688	39	163	202	0	5	5	2	3	5	155	299	454	1	12	13
20	545	78	138	216	1	6	7	5	6	11	79	202	281	5	10	15
21	420	31	208	239	0	5	5	1	5	6	29	127	156	0	6	6
22	1,442	129	259	388	2	6	8	8	9	17	348	631	979	3	11	14
23	1,222	88	223	311	1	4	5	4	4	8	276	577	853	1	16	17
24	1,464	117	221	338	4	4	8	8	13	21	360	687	1,047	5	13	18
25	1,022	101	207	308	8	4	12	3	4	7	251	410	661	4	11	15
26	824	173	165	338	3	5	8	3	9	12	252	178	430	5	5	10
27	914	100	270	370	4	8	12	3	8	11	170	330	500	2	3	5
28	1,217	249	207	456	4	5	9	10	5	15	342	347	689	5	11	16
29	599	27	164	191	0	8	8	2	7	9	52	305	357	0	7	7
	25,424	2,505	5,559	8,064	55	170	225	118	234	352	5,089	10,579	15,668	90	345	435

ST. CLAIR SHORES

01	1,571	211	367	578	2	5	7	6	5	11	403	490	893	8	17	25
02	955	116	293	409	1	9	10	5	8	13	140	320	460	7	17	24
03	994	114	301	415	0	9	9	4	10	14	161	323	484	3	14	17
04	753	103	235	338	4	7	11	4	10	14	111	238	349	2	24	26
05	1,228	112	435	547	4	17	21	4	9	13	111	441	552	6	47	53
06	1,170	164	462	626	5	9	14	5	6	11	143	316	459	7	18	25
07	721	75	245	320	3	8	11	6	12	18	67	244	311	1	29	30
08	1,095	142	336	478	3	12	15	1	11	12	151	358	509	8	20	28
09	726	130	218	348	4	4	8	5	10	15	133	197	330	3	4	7
10	1,227	168	381	549	5	6	11	12	12	24	185	386	571	9	20	29
11	560	69	158	227	0	4	4	1	1	2	106	181	287	7	11	18
12	1,329	165	391	556	2	9	11	10	9	19	244	442	686	3	19	22
13	1,629	191	397	588	7	15	22	5	7	12	335	603	938	6	20	26
14	544	56	187	243	0	10	10	8	11	19	59	177	236	1	19	20
15	1,279	144	424	568	6	10	16	9	19	28	189	402	591	5	18	23
16	1,227	201	337	538	6	10	16	6	11	17	201	375	576	7	24	31
17	1,345	175	383	558	5	9	14	3	12	15	203	472	675	7	23	30
18	994	149	274	423	6	9	15	3	10	13	174	300	474	7	16	23
19	909	125	260	385	4	6	10	4	14	18	125	321	446	4	12	16
20	647	84	165	249	1	5	6	1	4	5	108	236	344	3	14	17
21	918	110	308	418	1	13	14	4	8	12	128	288	416	4	18	22
22	779	76	245	321	4	5	9	6	8	14	110	283	393	1	14	15
23	1,089	150	298	448	2	8	10	4	18	22	156	392	548	5	17	22
24	1,383	250	377	627	8	8	16	7	14	21	295	338	633	8	22	30

	25,072	3,280	7,477	10,757	83	207	290	123	239	362	4,038	8,123	12,161	122	457	579
STERLING HEIGHTS																
01	717	75	271	346	0	6	6	3	9	12	110	224	334	2	8	10
02	922	108	276	384	6	10	16	1	11	12	126	350	476	4	15	19
03	960	155	335	490	5	6	11	2	6	8	141	272	413	2	12	14
04	1,301	151	478	629	1	13	14	3	11	14	160	417	577	1	22	23
05	1,033	157	314	471	3	4	7	3	11	14	214	294	508	1	10	11
06	1,036	148	281	429	0	7	7	5	7	12	188	356	544	1	18	19
08	414	44	118	162	1	2	3	1	8	9	53	170	223	0	3	3
09	857	90	257	347	4	4	8	4	5	9	142	337	479	0	7	7
10	886	115	247	362	0	4	4	3	13	16	175	289	464	3	16	19
11	998	130	301	431	5	9	14	2	2	4	200	295	495	9	20	29
12	673	74	210	284	0	3	3	2	5	7	112	234	346	0	11	11
13	311	43	103	146	0	2	2	0	2	2	46	98	144	4	6	10
14	290	51	71	122	1	3	4	0	1	1	59	90	149	2	4	6
15	703	80	249	329	0	1	1	4	4	8	119	223	342	2	11	13
16	615	75	255	330	1	4	5	2	5	7	78	175	253	3	7	10
17	654	68	191	259	1	7	8	0	10	10	108	241	349	2	8	10
18	703	72	237	309	1	3	4	3	6	9	99	259	358	0	6	6
19	733	100	211	311	1	11	12	0	4	4	106	265	371	4	12	16
20	1,008	130	296	426	1	5	6	3	10	13	165	351	516	5	16	21
21	606	85	207	292	2	4	6	1	3	4	102	174	276	1	15	16
22	489	63	138	201	2	3	5	3	6	9	53	202	255	1	9	10
23	545	62	179	241	0	4	4	0	4	4	52	225	277	1	8	9
24	597	53	200	253	1	9	10	3	5	8	73	227	300	5	11	16
25	773	53	263	316	2	8	10	1	5	6	114	297	411	1	11	12
26	756	84	213	297	1	4	5	5	8	13	118	299	417	2	4	6
27	747	48	262	310	2	5	7	2	6	8	61	326	387	2	13	15
28	859	135	223	358	2	10	12	3	11	14	133	294	427	2	22	24
29	560	57	169	226	0	8	8	0	8	8	55	228	283	1	14	15
30	892	72	210	282	1	6	7	2	7	9	124	429	553	2	13	15
31	862	89	274	363	1	6	7	7	8	15	95	344	439	1	8	9
32	1,150	109	335	444	1	6	7	4	10	14	152	474	626	5	22	27
33	853	74	232	306	2	4	6	3	16	19	145	340	485	2	15	17
34	930	113	296	409	2	9	11	6	8	14	122	338	460	4	12	16
35	510	39	186	225	0	3	3	1	3	4	60	192	252	1	12	13
36	329	39	127	166	1	1	2	3	5	8	22	120	142	0	7	7
37	749	81	231	312	1	3	4	3	6	9	139	254	393	5	11	16
38	969	82	273	355	0	6	6	4	7	11	136	426	562	3	9	12
39	558	41	209	250	1	5	6	0	17	17	29	232	261	1	13	14
40	1,103	170	273	443	2	4	6	7	8	15	186	402	588	6	16	22
41	1,199	110	364	474	1	10	11	8	13	21	146	489	635	2	18	20
42	430	91	120	211	0	2	2	2	2	4	96	96	192	1	10	11
43	818	74	253	327	1	6	7	6	10	16	82	344	426	6	8	14
44	483	31	157	188	0	4	4	0	3	3	40	211	251	3	17	20
45	649	56	172	228	5	7	12	3	11	14	80	278	358	0	14	14
46	858	90	307	397	1	8	9	1	7	8	137	268	405	4	17	21
47	400	40	146	186	0	3	3	0	2	2	54	137	191	1	7	8
48	684	95	198	293	3	10	13	2	3	5	98	252	350	2	7	9

49	856	108	199	307	2	3	5	3	12	15	168	312	480	2	24	26
50	1,564	221	331	552	4	5	9	2	13	15	368	551	919	5	18	23
51	837	109	185	294	4	3	7	3	3	6	197	306	503	3	6	9
52	944	79	312	391	4	2	6	3	5	8	162	346	508	0	12	12
	39,373	4,519	11,945	16,464	80	275	355	132	365	497	6,000	14,353	20,353	120	615	735

UTICA

01	272	23	92	115	1	4	5	0	6	6	33	102	135	2	3	5
02	666	57	178	235	3	4	7	2	7	9	104	277	381	3	11	14
03	614	59	206	265	2	6	8	1	7	8	81	209	290	1	16	17
	1,552	139	476	615	6	14	20	3	20	23	218	588	806	6	30	36

VILLAGE OF GROSSE POINTE SHORES

03	34	N/A	8	8	N/A	2	2	N/A	0	0	N/A	24	24	N/A	0	0
	34	N/A	8	8	N/A	2	2	N/A	0	0	N/A	24	24	N/A	0	0

WARREN

01	628	56	387	443	0	4	4	2	12	14	23	112	135	5	17	22
02	375	32	154	186	0	2	2	6	11	17	24	121	145	2	12	14
03	799	80	420	500	1	10	11	4	13	17	59	181	240	0	18	18
04	656	59	300	359	0	4	4	3	11	14	44	198	242	3	12	15
05	545	71	269	340	2	2	4	2	5	7	45	128	173	3	9	12
06	819	98	336	434	2	6	8	1	8	9	74	245	319	3	16	19
07	428	31	221	252	1	10	11	0	8	8	19	111	130	1	17	18
08	216	21	129	150	0	4	4	0	1	1	8	49	57	2	1	3
09	352	32	195	227	1	6	7	0	9	9	20	75	95	1	6	7
10	472	32	278	310	1	9	10	1	6	7	15	110	125	1	11	12
11	420	37	215	252	1	4	5	3	5	8	20	116	136	2	9	11
12	336	28	164	192	0	7	7	1	4	5	23	96	119	1	9	10
13	386	37	146	183	3	5	8	0	7	7	31	144	175	0	6	6
14	659	67	343	410	1	2	3	2	3	5	50	171	221	1	9	10
15	470	47	247	294	0	7	7	0	9	9	23	117	140	2	10	12
16	381	44	174	218	0	3	3	3	8	11	24	103	127	2	9	11
17	738	73	278	351	3	11	14	1	17	18	36	274	310	2	27	29
18	226	22	113	135	0	6	6	1	1	2	14	55	69	0	8	8
19	653	69	279	348	0	5	5	2	11	13	51	205	256	1	9	10
20	963	150	378	528	1	11	12	2	11	13	122	240	362	6	20	26
21	83	5	34	39	1	1	2	0	1	1	8	27	35	1	5	6
22	976	104	356	460	2	12	14	3	11	14	101	330	431	0	22	22
23	878	146	322	468	1	6	7	3	10	13	113	237	350	4	12	16
24	320	39	128	167	1	2	3	1	1	2	34	100	134	2	4	6
25	550	57	180	237	1	3	4	0	6	6	63	219	282	1	6	7
26	392	30	239	269	0	2	2	1	4	5	16	86	102	0	9	9
27	1,058	153	297	450	3	9	12	7	8	15	175	354	529	9	16	25
28	502	71	142	213	3	3	6	2	5	7	78	169	247	5	13	18
29	692	111	274	385	2	3	5	5	6	11	94	165	259	2	5	7
30	481	51	155	206	2	3	5	2	4	6	67	179	246	2	5	7
31	1,170	202	421	623	2	8	10	5	12	17	160	310	470	4	11	15
32	998	143	318	461	3	4	7	4	9	13	154	328	482	3	13	16
33	1,079	151	293	444	2	12	14	2	11	13	189	367	556	5	9	14
34	491	46	184	230	0	6	6	1	2	3	56	175	231	0	8	8

35	942	152	346	498	5	10	15	3	8	11	125	237	362	3	16	19
36	501	57	198	255	1	3	4	1	3	4	47	170	217	1	8	9
37	901	132	279	411	1	6	7	3	8	11	135	293	428	5	16	21
38	364	31	127	158	0	5	5	0	1	1	34	152	186	1	3	4
39	350	24	255	279	1	3	4	0	5	5	14	39	53	0	4	4
40	543	64	181	245	0	9	9	1	3	4	67	192	259	2	8	10
41	589	63	226	289	1	6	7	1	8	9	80	177	257	0	7	7
42	509	77	160	237	2	3	5	5	6	11	84	148	232	1	6	7
43	575	68	183	251	0	2	2	0	6	6	97	198	295	1	5	6
44	753	130	310	440	3	5	8	4	3	7	92	185	277	3	4	7
45	689	105	208	313	4	5	9	3	6	9	125	217	342	1	3	4
46	657	87	256	343	1	6	7	1	3	4	89	179	268	1	12	13
47	605	64	180	244	0	4	4	4	3	7	99	213	312	0	19	19
48	983	150	315	465	1	8	9	5	5	10	154	311	465	3	7	10
49	1,195	162	380	542	4	10	14	4	8	12	192	370	562	2	27	29
50	982	119	362	481	2	3	5	3	8	11	130	317	447	3	11	14
51	1,260	237	311	548	5	14	19	6	2	8	243	390	633	6	10	16
52	766	105	219	324	2	6	8	1	5	6	112	277	389	3	12	15
53	985	125	286	411	1	8	9	2	10	12	163	345	508	0	14	14
54	900	108	284	392	1	4	5	6	8	14	182	263	445	3	13	16
55	979	79	339	418	1	13	14	6	11	17	128	362	490	3	17	20
56	498	70	175	245	0	3	3	2	6	8	54	165	219	3	5	8
57	855	112	282	394	0	10	10	5	12	17	98	299	397	3	14	17
58	1,258	168	432	600	2	9	11	4	10	14	164	408	572	7	21	28
	38,831	4,884	14,663	19,547	78	347	425	140	398	538	4,741	11,804	16,545	131	635	766

WASHINGTON TOWNSHIP

01	678	85	176	261	0	8	8	1	6	7	96	265	361	0	9	9
02	1,341	164	286	450	1	11	12	6	13	19	338	462	800	8	20	28
03	1,099	81	220	301	4	4	8	3	9	12	251	478	729	5	11	16
04	820	83	239	322	2	5	7	4	8	12	118	327	445	1	15	16
05	1,186	112	217	329	1	10	11	3	7	10	260	519	779	2	15	17
06	1,229	149	174	323	2	5	7	3	6	9	354	479	833	7	9	16
07	1,196	107	218	325	1	5	6	5	9	14	280	535	815	6	6	12
08	1,017	121	177	298	3	7	10	6	11	17	234	405	639	3	15	18
09	1,192	83	245	328	1	7	8	3	7	10	159	628	787	2	13	15
	9,758	985	1,952	2,937	15	62	77	34	76	110	2,090	4,098	6,188	34	113	147

TOTALS

	271,263	30,286	84,568	114,854	592	2,070	2,662	1,059	2,664	3,723	39,770	97,225	136,995	965	4,354	5,319
--	---------	--------	--------	---------	-----	-------	-------	-------	-------	-------	--------	--------	---------	-----	-------	-------

■ Yellow in the TOTALS column means precinct hasn't reported
 N/A indicates AV (Absentee) results are included in Elec Day results

These same results may also be obtained via:
 > Election Telephone Hotline: 586.469.5209



Election Results

Attorney General One 4-year term

Official results, updated November 15, 9:11 AM

[Race List](#) | [Race Summary](#) | [Race Details](#) | [Race Details \(Printer Friendly\)](#)

POLL BOOK TOTALS	Bill Schuette (REP)			Daniel W. Grow (LIB)			David Leyton (DEM)			Gerald T. Van Sickle (UST)			
	AV	Elec Day	TOTAL	AV	Elec Day	TOTAL	AV	Elec Day	TOTAL	AV	Elec Day	TOTAL	
ARMADA TOWNSHIP													
01	1,315	233	544	777	2	25	27	98	264	362	11	32	43
02	763	107	373	480	6	15	21	43	161	204	3	13	16
	2,078	340	917	1,257	8	40	48	141	425	566	14	45	59
BRUCE TOWNSHIP													
01	743	124	260	384	6	15	21	67	209	276	3	10	13
02	1,386	284	675	959	4	15	19	75	231	306	7	21	28
03	713	158	289	447	3	13	16	53	134	187	7	12	19
04	870	161	427	588	2	11	13	46	170	216	3	12	15
	3,712	727	1,651	2,378	15	54	69	241	744	985	20	55	75
CENTER LINE CITY													
01	627	56	226	282	0	16	16	76	208	284	4	15	19
02	420	41	116	157	1	6	7	77	147	224	5	7	12
03	665	43	212	255	1	13	14	79	283	362	3	12	15
04	362	30	114	144	0	12	12	21	158	179	3	9	12
05	384	29	125	154	2	10	12	35	151	186	5	12	17
	2,458	199	793	992	4	57	61	288	947	1,235	20	55	75
CHESTERFIELD TOWNSHIP													
01	914	145	350	495	2	18	20	93	249	342	8	12	20
02	858	120	365	485	5	27	32	59	216	275	9	26	35

■ Yellow in the TOTALS column means precinct hasn't reported
N/A indicates AV (Absentee) results are included in Elec Day results

These same results may also be obtained via:
> Election Telephone Hotline: 586.469.5209



Election Results

Attorney General One 4-year term

Official results, updated November 15, 9:11 AM

[Race List](#) | [Race Summary](#) | [Race Details](#) | [Race Details \(Printer Friendly\)](#)

POLL BOOK TOTALS	Bill Schuette (REP)			Daniel W. Grow (LIB)			David Leyton (DEM)			Gerald T. Van Sickle (UST)		
	AV	Elec Day	TOTAL	AV	Elec Day	TOTAL	AV	Elec Day	TOTAL	AV	Elec Day	TOTAL

ARMADA TOWNSHIP

01	1,315	233	544	777	2	25	27	98	264	362	11	32	43
02	763	107	373	480	6	15	21	43	161	204	3	13	16
	2,078	340	917	1,257	8	40	48	141	425	566	14	45	59

BRUCE TOWNSHIP

01	743	124	260	384	6	15	21	67	209	276	3	10	13
02	1,386	284	675	959	4	15	19	75	231	306	7	21	28
03	713	158	289	447	3	13	16	53	134	187	7	12	19
04	870	161	427	588	2	11	13	46	170	216	3	12	15
	3,712	727	1,651	2,378	15	54	69	241	744	985	20	55	75

CENTER LINE CITY

01	627	56	226	282	0	16	16	76	208	284	4	15	19
02	420	41	116	157	1	6	7	77	147	224	5	7	12
03	665	43	212	255	1	13	14	79	283	362	3	12	15
04	362	30	114	144	0	12	12	21	158	179	3	9	12
05	384	29	125	154	2	10	12	35	151	186	5	12	17
	2,458	199	793	992	4	57	61	288	947	1,235	20	55	75

CHESTERFIELD TOWNSHIP

01	914	145	350	495	2	18	20	93	249	342	8	12	20
02	858	120	365	485	5	27	32	59	216	275	9	26	35
03	1,096	103	537	640	1	19	20	63	309	372	4	19	23
04	271	22	138	160	0	6	6	15	73	88	2	5	7
05	854	147	321	468	4	20	24	95	202	297	5	14	19
06	761	80	364	444	2	13	15	52	199	251	5	10	15
07	956	130	432	562	3	18	21	50	260	310	6	15	21
08	902	115	391	506	4	26	30	75	224	299	3	20	23
09	778	74	366	440	7	10	17	47	223	270	3	19	22
10	1,160	338	430	768	8	15	23	126	187	313	14	18	32
11	598	60	249	309	2	20	22	32	191	223	2	15	17
12	443	80	166	246	3	6	9	46	116	162	2	10	12
13	865	72	409	481	0	14	14	68	234	302	4	21	25
14	468	34	240	274	0	6	6	24	133	157	3	9	12
15	252	5	62	67	0	5	5	8	158	166	0	5	5
16	471	61	175	236	2	5	7	56	145	201	0	9	9
17	242	43	71	114	2	8	10	49	50	99	4	4	8
18	711	59	281	340	2	19	21	27	286	313	1	17	18

19	403	85	146	231	0	16	16	55	76	131	4	9	13
20	655	66	320	386	2	12	14	43	170	213	0	18	18
	13,658	1,839	5,813	7,652	49	283	332	1,083	3,701	4,784	79	275	354
CLINTON TOWNSHIP													
01	720	176	232	408	4	9	13	94	151	245	8	10	18
02	327	44	122	166	2	7	9	47	81	128	2	5	7
03	559	45	167	212	0	16	16	62	226	288	1	15	16
04	440	70	121	191	3	8	11	60	146	206	6	10	16
05	566	8	43	51	2	3	5	55	440	495	1	5	6
06	756	109	199	308	2	9	11	102	274	376	4	9	13
07	440	72	144	216	2	13	15	45	127	172	2	6	8
08	586	92	200	292	2	14	16	57	174	231	2	4	6
09	441	53	142	195	2	8	10	40	159	199	4	9	13
10	926	255	284	539	5	9	14	124	175	299	7	3	10
11	543	62	187	249	2	17	19	50	177	227	4	11	15
12	368	40	138	178	1	3	4	42	112	154	5	5	10
13	569	47	216	263	3	10	13	26	218	244	4	14	18
14	306	39	112	151	2	5	7	41	82	123	2	4	6
15	626	84	227	311	2	17	19	59	185	244	9	12	21
16	730	164	232	396	2	9	11	101	173	274	4	8	12
17	696	76	198	274	0	11	11	71	289	360	6	10	16
18	681	120	242	362	2	12	14	85	161	246	5	9	14
19	703	189	271	460	4	9	13	77	100	177	5	5	10
20	487	42	131	173	2	11	13	49	221	270	1	10	11
21	436	81	114	195	2	3	5	73	129	202	5	5	10
22	712	89	156	245	0	6	6	114	302	416	3	12	15
23	1,042	223	370	593	7	14	21	112	246	358	5	16	21
24	612	115	241	356	1	7	8	71	126	197	5	8	13
25	597	103	208	311	0	11	11	66	171	237	2	6	8
26	988	186	387	573	2	11	13	121	216	337	12	6	18
27	722	166	252	418	3	7	10	95	141	236	4	12	16
28	232	11	32	43	1	1	2	21	146	167	2	9	11
29	1,016	207	427	634	6	18	24	99	194	293	1	5	6
30	650	106	213	319	6	10	16	69	202	271	8	9	17
31	742	83	287	370	4	14	18	35	274	309	5	8	13
32	589	144	226	370	1	8	9	57	121	178	6	5	11
33	971	152	316	468	3	15	18	124	283	407	5	20	25
34	421	29	116	145	0	7	7	31	212	243	4	6	10
35	1,260	310	377	687	4	8	12	232	244	476	16	8	24
36	823	141	279	420	1	9	10	85	268	353	2	9	11
37	1,079	217	316	533	2	11	13	173	278	451	8	10	18
38	709	107	357	464	0	4	4	44	159	203	2	6	8
39	678	119	238	357	2	9	11	116	145	261	4	12	16
40	831	112	333	445	4	14	18	82	207	289	9	15	24
41	716	116	268	384	6	10	16	102	165	267	5	5	10
42	856	118	250	368	3	16	19	122	291	413	4	6	10
43	303	78	131	209	2	3	5	24	53	77	1	3	4
44	1,080	258	369	627	4	10	14	143	216	359	11	13	24

45	803	147	367	514	6	10	16	64	168	232	4	11	15
46	912	304	187	491	0	5	5	157	207	364	6	6	12
	31,250	5,509	10,425	15,934	114	441	555	3,719	8,835	12,554	221	395	616
EASTPOINTE													
01	635	28	177	205	3	14	17	62	307	369	3	16	19
02	611	49	177	226	3	17	20	76	259	335	8	9	17
03	788	70	236	306	3	14	17	67	347	414	1	25	26
04	759	66	241	307	0	10	10	66	313	379	5	23	28
05	666	55	214	269	1	25	26	40	279	319	2	20	22
07	937	41	108	149	6	15	21	88	639	727	2	13	15
08	757	44	111	155	2	9	11	88	469	557	3	10	13
09	767	49	215	264	3	20	23	61	368	429	3	18	21
10	860	65	208	273	2	24	26	106	406	512	5	5	10
11	598	58	179	237	2	12	14	69	233	302	3	12	15
12	681	49	193	242	1	22	23	68	313	381	2	8	10
13	688	100	221	321	4	10	14	67	244	311	4	12	16
14	1,156	120	223	343	2	10	12	136	611	747	5	10	15
	9,903	794	2,503	3,297	32	202	234	994	4,788	5,782	46	181	227
FRASER													
01	568	54	216	270	1	18	19	71	159	230	4	16	20
02	924	114	402	516	7	17	24	86	228	314	3	18	21
03	1,088	174	352	526	4	16	20	151	298	449	9	23	32
04	765	91	289	380	6	16	22	84	234	318	2	10	12
05	297	33	117	150	0	2	2	43	77	120	4	3	7
06	1,022	140	486	626	1	15	16	70	226	296	5	17	22
07	528	86	162	248	0	10	10	68	176	244	2	7	9
	5,192	692	2,024	2,716	19	94	113	573	1,398	1,971	29	94	123
HARRISON TOWNSHIP													
01	855	153	274	427	4	19	23	77	261	338	5	17	22
02	920	136	303	439	4	15	19	91	306	397	8	11	19
03	676	92	286	378	2	12	14	50	177	227	5	11	16
04	1,235	226	498	724	4	22	26	91	307	398	2	15	17
05	1,050	243	427	670	5	29	34	83	168	251	9	18	27
06	1,083	165	447	612	6	14	20	89	271	360	5	14	19
07	1,120	217	424	641	8	22	30	111	241	352	5	17	22
08	637	110	186	296	3	14	17	73	205	278	5	11	16
09	899	224	320	544	6	14	20	97	154	251	12	14	26
10	696	112	254	366	6	9	15	52	190	242	4	12	16
	9,171	1,678	3,419	5,097	48	170	218	814	2,280	3,094	60	140	200
LENOX TOWNSHIP													
01	676	162	295	457	7	13	20	51	90	141	3	14	17
02	830	128	360	488	2	15	17	72	206	278	2	17	19
03	862	49	249	298	1	23	24	134	344	478	3	16	19
04	336	13	160	173	2	11	13	18	112	130	0	12	12
	2,704	352	1,064	1,416	12	62	74	275	752	1,027	8	59	67
MACOMB TOWNSHIP													
01	665	75	356	431	3	15	18	53	126	179	3	7	10
02	788	124	319	443	1	12	13	64	203	267	8	14	22
03	677	59	380	439	5	14	19	27	159	186	2	10	12

	572	89	247	336	2	11	13	45	124	169	6	19	25
03	1,035	104	494	598	5	16	21	83	264	347	7	15	22
04	834	135	335	470	3	17	20	72	213	285	4	12	16
05	902	119	428	547	5	18	23	55	207	262	3	18	21
	3,968	512	1,795	2,307	16	68	84	306	977	1,283	20	78	98

RAY TOWNSHIP

01	645	119	317	436	1	16	17	37	95	132	1	13	14
02	871	166	409	575	7	11	18	59	146	205	4	21	25
	1,516	285	726	1,011	8	27	35	96	241	337	5	34	39

RICHMOND TOWNSHIP

01	660	N/A	458	458	N/A	9	9	N/A	141	141	N/A	20	20
02	719	N/A	481	481	N/A	15	15	N/A	176	176	N/A	23	23
	1,379	N/A	939	939	N/A	24	24	N/A	317	317	N/A	43	43

RICHMOND CITY

01	1,140	177	470	647	0	23	23	105	265	370	15	25	40
02	826	95	371	466	5	29	34	69	203	272	7	14	21
	1,966	272	841	1,113	5	52	57	174	468	642	22	39	61

ROSEVILLE

01	373	37	139	176	1	7	8	38	129	167	3	9	12
02	495	60	154	214	1	10	11	64	169	233	2	12	14
03	746	70	201	271	6	18	24	117	293	410	6	12	18
04	546	75	177	252	1	11	12	88	167	255	1	6	7
05	858	99	251	350	3	16	19	104	325	429	9	16	25
06	612	41	238	279	1	21	22	54	233	287	4	6	10
07	372	34	122	156	0	14	14	35	134	169	1	16	17
08	652	50	219	269	2	14	16	84	250	334	1	8	9
09	619	81	199	280	1	12	13	85	200	285	1	15	16
10	370	42	120	162	3	12	15	42	134	176	0	6	6
11	432	41	150	191	1	8	9	66	137	203	3	11	14
12	461	55	146	201	1	11	12	54	154	208	5	16	21
13	396	29	146	175	0	10	10	53	117	170	5	10	15
14	682	72	210	282	1	13	14	82	248	330	3	17	20
15	992	117	234	351	3	24	27	159	400	559	5	21	26
16	986	83	279	362	5	19	24	147	375	522	10	23	33
17	572	38	227	265	3	16	19	59	191	250	3	15	18
18	735	102	201	303	2	4	6	99	277	376	4	15	19
19	472	41	155	196	1	9	10	39	191	230	3	11	14
20	558	72	204	276	2	9	11	56	166	222	2	12	14
21	752	83	220	303	1	12	13	79	316	395	7	15	22
	12,681	1,322	3,992	5,314	39	270	309	1,604	4,606	6,210	78	272	350

SHELBY TOWNSHIP

01	1,294	245	672	917	8	16	24	87	184	271	7	23	30
02	1,008	195	438	633	5	19	24	79	198	277	4	23	27
03	495	71	234	305	1	13	14	34	110	144	1	10	11
04	891	183	385	568	8	10	18	61	173	234	1	14	15
05	1,219	261	473	734	6	17	23	123	258	381	7	16	23
06	618	40	268	308	1	10	11	40	215	255	1	12	13
07	1,062	251	430	681	1	20	21	112	172	284	9	7	16
08	533	111	217	328	6	14	20	40	101	141	5	11	16

09	523	58	213	271	4	18	22	27	167	194	0	14	14
10	717	130	311	441	3	11	14	58	146	204	8	9	17
11	757	112	313	425	1	19	20	83	169	252	4	17	21
12	741	155	308	463	3	16	19	62	142	204	4	10	14
13	545	140	216	356	0	7	7	59	91	150	3	2	5
14	887	133	441	574	1	10	11	70	170	240	8	8	16
15	549	97	250	347	4	15	19	46	97	143	7	9	16
16	1,331	367	611	978	3	13	16	86	179	265	4	12	16
17	1,251	182	652	834	1	21	22	75	230	305	9	14	23
18	646	134	263	397	4	12	16	68	126	194	7	3	10
19	688	152	313	465	1	15	16	36	137	173	1	9	10
20	545	92	218	310	4	8	12	67	119	186	5	13	18
21	420	35	130	165	0	7	7	26	203	229	0	6	6
22	1,442	351	619	970	4	16	20	119	250	369	8	13	21
23	1,222	287	606	893	3	12	15	71	177	248	8	15	23
24	1,464	371	707	1,078	5	15	20	97	192	289	12	8	20
25	1,022	262	437	699	7	16	23	83	170	253	8	4	12
26	824	248	190	438	6	12	18	165	150	315	7	9	16
27	914	181	358	539	2	7	9	85	228	313	6	18	24
28	1,217	348	364	712	7	6	13	220	185	405	17	10	27
29	599	53	321	374	0	8	8	24	146	170	0	7	7
	25,424	5,245	10,958	16,203	99	383	482	2,203	4,885	7,088	161	326	487

ST. CLAIR SHORES

01	1,571	409	506	915	7	18	25	191	323	514	8	13	21
02	955	139	325	464	7	19	26	106	274	380	6	14	20
03	994	173	340	513	3	17	20	101	261	362	4	18	22
04	753	126	246	372	1	19	20	86	221	307	5	12	17
05	1,228	115	449	564	4	42	46	106	409	515	5	18	23
06	1,170	154	315	469	5	25	30	155	429	584	1	15	16
07	721	72	251	323	1	17	18	66	237	303	10	18	28
08	1,095	158	383	541	4	18	22	127	301	428	7	16	23
09	726	142	214	356	4	8	12	114	190	304	5	10	15
10	1,227	194	423	617	5	21	26	157	326	483	16	16	32
11	560	109	191	300	3	7	10	59	143	202	4	5	9
12	1,329	250	474	724	9	22	31	148	335	483	6	13	19
13	1,629	343	633	976	3	18	21	170	340	510	7	14	21
14	544	63	206	269	0	20	20	49	154	203	10	11	21
15	1,279	192	424	616	10	25	35	126	380	506	17	16	33
16	1,227	207	374	581	8	26	34	189	300	489	7	24	31
17	1,345	206	475	681	12	32	44	156	350	506	9	17	26
18	994	180	303	483	8	25	33	132	249	381	5	13	18
19	909	130	323	453	4	12	16	107	225	332	11	23	34
20	647	117	224	341	3	14	17	69	155	224	2	16	18
21	918	135	302	437	3	14	17	100	276	376	3	20	23
22	779	123	294	417	1	16	17	63	214	277	4	11	15
23	1,089	158	411	569	1	15	16	130	265	395	10	17	27
24	1,383	320	355	675	6	20	26	221	338	559	6	18	24
	25,072	4,215	8,441	12,656	112	470	582	2,928	6,695	9,623	168	368	536

	856	182	345	527	2	20	22	93	165	258	4	18	22
50	1,564	390	566	956	3	23	26	189	315	504	6	10	16
51	837	196	320	516	4	7	11	107	164	271	3	6	9
52	944	172	382	554	1	17	18	62	272	334	6	1	7
	39,373	6,295	15,085	21,380	104	634	738	4,071	10,860	14,931	206	588	794

UTICA

01	272	39	106	145	1	7	8	18	80	98	1	9	10
02	666	103	289	392	0	14	14	55	154	209	6	10	16
03	614	85	232	317	3	9	12	52	187	239	6	11	17
	1,552	227	627	854	4	30	34	125	421	546	13	30	43

VILLAGE OF GROSSE POINTE SHORES

03	34	N/A	27	27	N/A	0	0	N/A	7	7	N/A	0	0
	34	N/A	27	27	N/A	0	0	N/A	7	7	N/A	0	0

WARREN

01	628	23	118	141	3	19	22	55	381	436	4	11	15
02	375	29	133	162	0	12	12	34	136	170	3	11	14
03	799	58	198	256	0	18	18	80	402	482	6	17	23
04	656	51	206	257	2	14	16	48	289	337	6	11	17
05	545	48	141	189	1	17	18	72	240	312	2	10	12
06	819	79	258	337	1	22	23	91	317	408	5	14	19
07	428	19	106	125	2	25	27	26	218	244	2	15	17
08	216	9	45	54	3	5	8	17	124	141	0	7	7
09	352	17	86	103	2	6	8	33	179	212	2	17	19
10	472	16	120	136	1	16	17	29	258	287	5	15	20
11	420	24	124	148	1	8	9	38	205	243	1	9	10
12	336	21	97	118	1	6	7	27	166	193	1	9	10
13	386	35	154	189	1	9	10	29	135	164	4	8	12
14	659	55	181	236	4	10	14	58	326	384	1	6	7
15	470	28	124	152	0	11	11	42	238	280	1	17	18
16	381	27	97	124	1	10	11	41	175	216	2	11	13
17	738	38	288	326	1	24	25	73	268	341	1	17	18
18	226	13	63	76	0	10	10	17	100	117	6	5	11
19	653	52	230	282	0	17	17	64	242	306	3	11	14
20	963	120	274	394	2	19	21	147	342	489	6	20	26
21	83	8	25	33	0	5	5	5	34	39	1	4	5
22	976	100	345	445	1	25	26	101	341	442	4	16	20
23	878	116	241	357	5	15	20	136	308	444	7	17	24
24	320	34	111	145	1	3	4	39	109	148	2	8	10
25	550	68	215	283	0	9	9	48	177	225	2	13	15
26	392	15	87	102	1	9	10	26	230	256	3	14	17
27	1,058	175	383	558	8	18	26	142	267	409	12	11	23
28	502	91	178	269	1	10	11	60	130	190	4	8	12
29	692	107	180	287	4	8	12	98	242	340	5	12	17
30	481	66	184	250	0	7	7	53	138	191	3	8	11
31	1,170	175	330	505	1	19	20	187	383	570	11	20	31
32	998	155	335	490	6	19	25	136	292	428	5	14	19
33	1,079	189	374	563	5	17	22	148	270	418	4	25	29
34	491	62	181	243	1	5	6	41	178	219	0	9	9
35	942	148	255	403	3	12	15	137	330	467	1	14	15

36	501	55	185	240	1	5	6	45	176	221	4	9	13
37	901	139	296	435	5	19	24	120	272	392	8	12	20
38	364	33	152	185	0	5	5	30	112	142	3	7	10
39	350	13	40	53	0	4	4	25	251	276	1	7	8
40	543	61	196	257	2	13	15	67	168	235	3	10	13
41	589	89	203	292	0	8	8	49	193	242	4	18	22
42	509	86	166	252	3	8	11	76	141	217	4	5	9
43	575	98	214	312	1	6	7	64	163	227	1	6	7
44	753	92	194	286	5	4	9	121	290	411	7	9	16
45	689	129	219	348	1	10	11	97	198	295	7	5	12
46	657	88	193	281	3	11	14	83	230	313	3	15	18
47	605	102	224	326	0	14	14	57	157	214	6	11	17
48	983	165	330	495	4	11	15	134	287	421	6	8	14
49	1,195	185	411	596	5	27	32	164	324	488	5	23	28
50	982	135	328	463	4	13	17	113	337	450	6	16	22
51	1,260	255	410	665	5	13	18	226	277	503	7	12	19
52	766	119	291	410	0	16	16	95	190	285	4	14	18
53	985	177	369	546	0	17	17	108	256	364	4	8	12
54	900	193	291	484	5	6	11	97	252	349	4	18	22
55	979	126	397	523	2	20	22	69	288	357	10	17	27
56	498	57	171	228	1	2	3	65	163	228	5	10	15
57	855	97	317	414	5	20	25	111	257	368	3	16	19
58	1,258	177	438	615	6	27	33	156	388	544	6	14	20
	38,831	4,942	12,502	17,444	121	738	859	4,550	13,540	18,090	236	704	940
WASHINGTON TOWNSHIP													
01	678	96	274	370	0	9	9	77	149	226	3	12	15
02	1,341	352	504	856	9	24	33	152	228	380	5	19	24
03	1,099	260	487	747	3	20	23	70	187	257	6	17	23
04	820	117	330	447	1	14	15	72	215	287	8	16	24
05	1,186	274	536	810	4	13	17	87	193	280	3	15	18
06	1,229	378	507	885	5	13	18	125	140	265	11	6	17
07	1,196	294	545	839	8	17	25	84	193	277	8	10	18
08	1,017	237	413	650	4	18	22	110	163	273	9	13	22
09	1,192	169	661	830	4	14	18	70	203	273	5	19	24
	9,758	2,177	4,257	6,434	38	142	180	847	1,671	2,518	58	127	185
TOTALS													
	271,263	41,555	101,822	143,377	928	4,692	5,620	27,301	76,636	103,937	1,608	4,324	5,932

 Yellow in the TOTALS column means precinct hasn't reported
N/A indicates AV (Absentee) results are included in Elec Day results

These same results may also be obtained via:
 > Election Telephone Hotline: 586.469.5209



Election Results

Representative in Congress

10th District

One 2-year term

Official results, updated November 15, 9:11 AM

[Race List](#) | [Race Summary](#) | [Race Details](#) | [Race Details \(Printer Friendly\)](#)

POLL BOOK TOTALS	Candace R. Caveny (GRN)			Candice S. Miller (REP)			Claude Beavers (LIB)			Henry Yanez (DEM)			
	AV	Elec Day	TOTAL	AV	Elec Day	TOTAL	AV	Elec Day	TOTAL	AV	Elec Day	TOTAL	
ARMADA TOWNSHIP													
01	1,315	2	18	20	283	700	983	4	16	20	65	182	247
02	763	3	6	9	126	432	558	1	11	12	36	131	167
	2,078	5	24	29	409	1,132	1,541	5	27	32	101	313	414
BRUCE TOWNSHIP													
01	743	3	12	15	152	329	481	2	6	8	50	154	204
02	1,386	4	15	19	316	789	1,105	3	6	9	51	165	216
03	713	2	4	6	192	346	538	1	12	13	38	104	142
04	870	3	8	11	183	491	674	1	4	5	30	130	160
	3,712	12	39	51	843	1,955	2,798	7	28	35	169	553	722
CHESTERFIELD TOWNSHIP													
01	914	2	8	10	184	432	616	2	14	16	73	185	258
02	858	0	12	12	145	456	601	3	17	20	47	166	213
03	1,096	1	12	13	132	645	777	4	9	13	41	233	274
04	271	0	4	4	29	169	198	0	0	0	11	54	65
05	854	4	10	14	178	420	598	4	11	15	73	141	214
06	761	0	8	8	102	427	529	2	12	14	36	156	192
07	956	0	11	11	157	516	673	2	17	19	34	192	226
08	902	2	15	17	155	499	654	3	12	15	45	151	196
09	778	1	9	10	89	453	542	5	9	14	40	162	202

■ Yellow in the TOTALS column means precinct hasn't reported
 N/A indicates AV (Absentee) results are included in Elec Day results

These same results may also be obtained via:

> Election Telephone Hotline: 586.469.5209



Election Results

Representative in Congress

10th District

One 2-year term

Official results, updated November 15, 9:11 AM

[Race List](#) | [Race Summary](#) | [Race Details](#) | [Race Details \(Printer Friendly\)](#)

POLL BOOK TOTALS	Candace R. Caveny (GRN)			Candice S. Miller (REP)			Claude Beavers (LIB)			Henry Yanez (DEM)		
	AV	Elec Day	TOTAL	AV	Elec Day	TOTAL	AV	Elec Day	TOTAL	AV	Elec Day	TOTAL

ARMADA TOWNSHIP

01	1,315	2	18	20	283	700	983	4	16	20	65	182	247
02	763	3	6	9	126	432	558	1	11	12	36	131	167
	2,078	5	24	29	409	1,132	1,541	5	27	32	101	313	414

BRUCE TOWNSHIP

01	743	3	12	15	152	329	481	2	6	8	50	154	204
02	1,386	4	15	19	316	789	1,105	3	6	9	51	165	216
03	713	2	4	6	192	346	538	1	12	13	38	104	142
04	870	3	8	11	183	491	674	1	4	5	30	130	160
	3,712	12	39	51	843	1,955	2,798	7	28	35	169	553	722

CHESTERFIELD TOWNSHIP

01	914	2	8	10	184	432	616	2	14	16	73	185	258
02	858	0	12	12	145	456	601	3	17	20	47	166	213
03	1,096	1	12	13	132	645	777	4	9	13	41	233	274
04	271	0	4	4	29	169	198	0	0	0	11	54	65
05	854	4	10	14	178	420	598	4	11	15	73	141	214
06	761	0	8	8	102	427	529	2	12	14	36	156	192
07	956	0	11	11	157	516	673	2	17	19	34	192	226
08	902	2	15	17	155	499	654	3	12	15	45	151	196
09	778	1	9	10	89	453	542	5	9	14	40	162	202
10	1,160	3	6	9	395	503	898	6	8	14	89	140	229
11	598	2	5	7	77	312	389	0	17	17	24	149	173
12	443	0	5	5	93	205	298	5	5	10	33	89	122
13	865	1	4	5	96	506	602	1	15	16	50	168	218
14	468	0	4	4	48	284	332	0	6	6	16	99	115
15	252	0	3	3	7	76	83	0	4	4	6	149	155
16	471	2	6	8	71	233	304	2	4	6	43	100	143
17	242	0	4	4	64	99	163	3	6	9	35	29	64
18	711	2	6	8	63	371	434	2	9	11	24	223	247
19	403	2	4	6	103	186	289	1	6	7	40	54	94
20	655	1	6	7	85	394	479	1	7	8	28	122	150
	13,658	23	142	165	2,273	7,186	9,459	46	188	234	788	2,762	3,550

HARRISON TOWNSHIP

01	855	1	10	11	199	366	565	5	8	13	46	203	249
02	920	6	6	12	165	390	555	1	16	17	75	238	313

	586	2	1	3	115	285	400	1	5	6	59	106	165
34	663	0	4	4	79	403	482	1	5	6	37	125	162
35	504	3	1	4	58	273	331	1	3	4	16	139	155
	24,601	51	170	221	4,130	13,619	17,749	45	252	297	1,224	4,609	5,833

MEMPHIS

01	263	N/A	7	7	N/A	197	197	N/A	3	3	N/A	53	53
	263	N/A	7	7	N/A	197	197	N/A	3	3	N/A	53	53

NEW BALTIMORE

01	625	1	6	7	77	357	434	2	7	9	40	121	161
02	572	2	9	11	109	292	401	2	10	12	37	101	138
03	1,035	0	8	8	143	583	726	6	5	11	57	208	265
04	834	4	4	8	162	416	578	1	13	14	55	165	220
05	902	8	7	15	138	520	658	5	18	23	40	146	186
	3,968	15	34	49	629	2,168	2,797	16	53	69	229	741	970

RAY TOWNSHIP

01	645	0	5	5	138	367	505	2	12	14	28	70	98
02	871	6	3	9	191	488	679	4	13	17	46	102	148
	1,516	6	8	14	329	855	1,184	6	25	31	74	172	246

RICHMOND TOWNSHIP

01	660	N/A	5	5	N/A	531	531	N/A	10	10	N/A	101	101
02	719	N/A	9	9	N/A	558	558	N/A	12	12	N/A	122	122
	1,379	N/A	14	14	N/A	1,089	1,089	N/A	22	22	N/A	223	223

RICHMOND CITY

01	1,140	0	16	16	216	591	807	3	14	17	87	187	274
02	826	4	7	11	120	460	580	3	12	15	51	153	204
	1,966	4	23	27	336	1,051	1,387	6	26	32	138	340	478

SHELBY TOWNSHIP

01	1,294	7	21	28	278	732	1,010	6	7	13	70	144	214
02	1,008	0	10	10	228	511	739	2	16	18	61	159	220
03	495	1	9	10	76	273	349	0	16	16	29	82	111
04	891	2	4	6	214	460	674	4	13	17	38	132	170
05	1,219	4	6	10	303	565	868	3	8	11	95	196	291
06	618	1	8	9	60	307	367	1	10	11	28	194	222
07	1,062	2	8	10	281	507	788	2	18	20	98	121	219
08	533	3	6	9	129	253	382	6	9	15	31	84	115
09	523	1	6	7	64	265	329	2	17	19	23	137	160
10	717	4	5	9	147	349	496	4	10	14	52	125	177
11	757	4	11	15	135	367	502	1	9	10	61	151	212
12	741	3	6	9	188	374	562	3	8	11	38	105	143
13	545	0	8	8	156	246	402	4	6	10	44	67	111
14	887	2	6	8	162	486	648	3	7	10	52	146	198
15	549	1	7	8	116	285	401	7	9	16	35	81	116
16	1,331	3	12	15	393	677	1,070	3	11	14	72	134	206
17	1,251	3	10	13	203	734	937	2	19	21	65	177	242
18	646	4	3	7	152	306	458	1	10	11	60	94	154
19	688	2	8	10	161	360	521	1	9	10	27	105	132
20	545	6	7	13	105	256	361	0	5	5	62	94	156
21	420	0	2	2	44	161	205	0	6	6	19	181	200
22	1,442	7	5	12	405	720	1,125	4	13	17	82	180	262

	272	1	6	7	42	124	166	2	7	9	15	68	83
02	666	5	7	12	120	337	457	1	13	14	45	125	170
03	614	2	5	7	99	293	392	1	6	7	47	142	189
	1,552	8	18	26	261	754	1,015	4	26	30	107	335	442
WASHINGTON TOWNSHIP													
01	678	2	6	8	135	338	473	1	6	7	45	112	157
02	1,341	1	13	14	411	574	985	7	19	26	108	183	291
03	1,099	3	6	9	290	563	853	2	12	14	51	150	201
04	820	5	9	14	149	393	542	2	9	11	50	184	234
05	1,186	0	8	8	314	639	953	6	9	15	61	129	190
06	1,229	4	7	11	431	574	1,005	5	10	15	85	90	175
07	1,196	3	6	9	337	628	965	6	8	14	61	135	196
08	1,017	1	10	11	291	467	758	2	14	16	78	129	207
09	1,192	1	7	8	190	756	946	5	13	18	56	131	187
	9,758	20	72	92	2,548	4,932	7,480	36	100	136	595	1,243	1,838
TOTALS													
	130,110	342	1,208	1,550	25,751	66,626	92,377	348	1,569	1,917	8,145	23,386	31,531

■ Yellow in the TOTALS column means precinct hasn't reported
N/A indicates AV (Absentee) results are included in Elec Day results

These same results may also be obtained via:
 > Election Telephone Hotline: 586.469.5209



Election Results

Representative in Congress

12th District
One 2-year term

Official results, updated November 15, 9:11 AM

[Race List](#) | [Race Summary](#) | [Race Details](#) | [Race Details \(Printer Friendly\)](#)

POLL BOOK TOTALS	Alan Jacquemotte (NLP)			Don Volaric (REP)			Julia Williams (GRN)			Leonard Schwartz (LIB)			Les Townsend (UST)			Sander Levin (DEM)		
	AV	Elec Day	TOTAL	AV	Elec Day	TOTAL	AV	Elec Day	TOTAL	AV	Elec Day	TOTAL	AV	Elec Day	TOTAL	AV	Elec Day	TOTAL
CENTER LINE CITY																		
01	627	0	2	2	49	197	246	2	9	11	0	5	5	2	8	10	87	251
02	420	1	1	2	37	103	140	3	7	10	2	5	7	3	4	7	82	159
03	665	2	3	5	38	174	212	2	6	8	1	6	7	0	8	8	85	328
04	362	0	1	1	23	115	138	0	8	8	0	1	1	3	5	8	31	169
05	384	0	0	0	26	114	140	4	4	8	2	7	9	0	6	6	43	170
	2,458	3	7	10	173	703	876	11	34	45	5	24	29	8	31	39	328	1,077
CLINTON TOWNSHIP																		
01	720	0	1	1	141	212	353	5	6	11	0	2	2	7	3	10	135	191
02	327	0	0	0	45	111	156	3	2	5	0	6	6	1	4	5	50	98
03	559	0	4	4	34	144	178	2	4	6	0	11	11	0	8	8	75	265
04	440	0	0	0	64	116	180	3	6	9	1	6	7	2	3	5	72	157
05	566	2	0	2	6	35	41	0	3	3	0	1	1	1	3	4	59	454
06	756	0	0	0	102	180	282	4	8	12	2	11	13	2	8	10	116	296
07	440	0	2	2	69	137	206	0	7	7	2	9	11	0	1	1	54	145
08	586	0	2	2	79	192	271	3	7	10	1	7	8	1	4	5	77	191
09	441	0	0	0	49	143	192	0	10	10	0	2	2	3	4	7	49	171
10	926	1	1	2	241	267	508	4	6	10	2	5	7	3	5	8	163	207

■ Yellow in the TOTALS column means precinct hasn't reported
N/A indicates AV (Absentee) results are included in Elec Day results

These same results may also be obtained via:
> Election Telephone Hotline: 586.469.5209



Election Results

Representative in Congress

12th District
One 2-year term

Official results, updated November 15, 9:11 AM

[Race List](#) | [Race Summary](#) | [Race Details](#) | [Race Details \(Printer Friendly\)](#)

POLL BOOK TOTALS	Alan Jacquemotte (NLP)			Don Volaric (REP)			Julia Williams (GRN)			Leonard Schwartz (LIB)			Les Townsend (UST)			Sander Levin (DEM)			
	AV	Elec Day	TOTAL	AV	Elec Day	TOTAL	AV	Elec Day	TOTAL	AV	Elec Day	TOTAL	AV	Elec Day	TOTAL	AV	Elec Day	TOTAL	
CENTER LINE CITY																			
01	627	0	2	2	49	197	246	2	9	11	0	5	5	2	8	10	87	251	338
02	420	1	1	2	37	103	140	3	7	10	2	5	7	3	4	7	82	159	241
03	665	2	3	5	38	174	212	2	6	8	1	6	7	0	8	8	85	328	413
04	362	0	1	1	23	115	138	0	8	8	0	1	1	3	5	8	31	169	200
05	384	0	0	0	26	114	140	4	4	8	2	7	9	0	6	6	43	170	213
	2,458	3	7	10	173	703	876	11	34	45	5	24	29	8	31	39	328	1,077	1,405
CLINTON TOWNSHIP																			
01	720	0	1	1	141	212	353	5	6	11	0	2	2	7	3	10	135	191	326
02	327	0	0	0	45	111	156	3	2	5	0	6	6	1	4	5	50	98	148
03	559	0	4	4	34	144	178	2	4	6	0	11	11	0	8	8	75	265	340
04	440	0	0	0	64	116	180	3	6	9	1	6	7	2	3	5	72	157	229
05	566	2	0	2	6	35	41	0	3	3	0	1	1	1	3	4	59	454	513
06	756	0	0	0	102	180	282	4	8	12	2	11	13	2	8	10	116	296	412
07	440	0	2	2	69	137	206	0	7	7	2	9	11	0	1	1	54	145	199
08	586	0	2	2	79	192	271	3	7	10	1	7	8	1	4	5	77	191	268
09	441	0	0	0	49	143	192	0	10	10	0	2	2	3	4	7	49	171	220
10	926	1	1	2	241	267	508	4	6	10	2	5	7	3	5	8	163	207	370
11	543	0	0	0	54	166	220	3	9	12	2	10	12	2	8	10	62	217	279
12	368	0	0	0	35	114	149	2	4	6	0	2	2	4	4	8	49	142	191
13	569	0	2	2	41	195	236	0	6	6	0	7	7	2	11	13	38	256	294
14	306	0	0	0	32	109	141	3	4	7	1	4	5	1	5	6	48	87	135
15	626	2	0	2	82	217	299	3	6	9	0	10	10	2	8	10	69	211	280
16	730	0	1	1	151	225	376	5	8	13	1	3	4	1	3	4	131	192	323
17	696	0	2	2	64	169	233	2	10	12	2	4	6	2	5	7	87	326	413
18	681	2	2	4	111	217	328	2	7	9	2	10	12	4	8	12	95	198	293
19	703	0	1	1	172	254	426	1	7	8	2	4	6	1	1	2	109	125	234
20	487	0	2	2	34	115	149	4	11	15	0	5	5	1	4	5	57	240	297
21	436	1	2	3	64	96	160	2	7	9	1	3	4	3	3	6	95	151	246
22	712	0	2	2	73	140	213	0	7	7	1	4	5	1	4	5	138	326	464
23	1,042	0	3	3	205	339	544	4	8	12	2	5	7	5	10	15	143	294	437
24	612	0	1	1	102	219	321	0	5	5	0	3	3	2	5	7	92	169	261
25	597	0	0	0	99	177	276	3	5	8	1	8	9	3	7	10	74	207	281
26	988	1	2	3	174	353	527	4	6	10	2	9	11	2	4	6	145	258	403

27	722	0	0	0	146	243	389	3	6	9	2	6	8	3	5	8	122	161	283
28	232	1	0	1	8	30	38	0	5	5	0	1	1	0	5	5	28	151	179
29	1,016	1	2	3	175	373	548	2	9	11	5	6	11	7	8	15	132	268	400
30	650	1	2	3	100	190	290	1	11	12	1	6	7	3	6	9	86	231	317
31	742	0	2	2	60	265	325	4	11	15	1	6	7	2	3	5	63	314	377
32	589	0	0	0	123	212	335	5	5	10	1	2	3	7	0	7	78	144	222
33	971	0	0	0	138	293	431	4	11	15	1	6	7	2	14	16	150	331	481
34	421	0	1	1	22	107	129	1	7	8	0	2	2	1	2	3	41	228	269
35	1,260	0	2	2	271	351	622	6	10	16	2	6	8	9	6	15	286	271	557
36	823	0	1	1	129	249	378	2	9	11	1	4	5	3	7	10	100	304	404
37	1,079	1	0	1	194	283	477	7	10	17	5	5	10	4	2	6	198	325	523
38	709	0	1	1	95	327	422	0	4	4	1	4	5	2	3	5	59	187	246
39	678	0	0	0	110	229	339	2	6	8	1	2	3	4	4	8	133	169	302
40	831	0	1	1	101	320	421	3	6	9	1	7	8	11	5	16	104	246	350
41	716	0	0	0	103	239	342	7	10	17	1	5	6	2	2	4	119	195	314
42	856	0	1	1	102	238	340	5	12	17	1	11	12	5	5	10	152	303	455
43	303	0	0	0	73	125	198	1	3	4	1	2	3	0	3	3	30	59	89
44	1,080	0	0	0	225	338	563	6	11	17	0	7	7	5	8	13	191	262	453
45	803	1	0	1	137	342	479	2	9	11	1	9	10	3	7	10	81	191	272
46	912	0	1	1	271	173	444	3	0	3	2	2	4	2	5	7	201	234	435
	31,250	14	44	58	4,906	9,569	14,475	126	324	450	53	250	303	131	233	364	4,636	10,148	14,784

EASTPOINTE

01	635	0	3	3	25	163	188	1	11	12	2	10	12	0	5	5	69	331	400
02	611	1	1	2	41	153	194	4	8	12	2	11	13	3	4	7	85	289	374
03	788	0	1	1	59	203	262	1	13	14	2	6	8	4	15	19	78	391	469
04	759	1	1	2	52	217	269	1	18	19	1	7	8	5	11	16	84	351	435
05	666	0	2	2	49	183	232	2	12	14	0	14	14	0	14	14	54	323	377
07	937	0	2	2	29	83	112	3	8	11	4	9	13	1	6	7	105	673	778
08	757	0	3	3	41	89	130	1	4	5	0	4	4	1	3	4	95	502	597
09	767	1	3	4	39	197	236	1	8	9	2	9	11	1	8	9	80	402	482
10	860	0	2	2	63	194	257	3	8	11	2	9	11	2	6	8	115	440	555
11	598	0	1	1	46	154	200	0	11	11	1	3	4	0	6	6	88	273	361
12	681	0	2	2	43	162	205	1	5	6	1	6	7	0	5	5	80	365	445
13	688	0	0	0	80	203	283	3	6	9	3	8	11	3	6	9	90	270	360
14	1,156	0	1	1	101	190	291	5	5	10	2	13	15	3	8	11	156	649	805
	9,903	3	22	25	668	2,191	2,859	26	117	143	22	109	131	23	97	120	1,179	5,259	6,438

FRASER

01	568	0	0	0	53	197	250	2	5	7	1	13	14	1	8	9	77	201	278
02	924	0	3	3	100	370	470	6	17	23	8	10	18	1	13	14	95	265	360
03	1,088	0	0	0	146	323	469	4	14	18	3	13	16	5	12	17	187	353	540
04	765	1	1	2	84	250	334	5	13	18	2	14	16	1	7	8	94	274	368
05	297	0	3	3	29	100	129	2	6	8	0	2	2	4	6	10	47	86	133
06	1,022	0	1	1	119	438	557	4	11	15	0	6	6	3	10	13	98	290	388
07	528	0	1	1	70	144	214	2	4	6	1	4	5	1	2	3	81	197	278
	5,192	1	9	10	601	1,822	2,423	25	70	95	15	62	77	16	58	74	679	1,666	2,345

MOUNT CLEMENS

01	533	0	2	2	19	51	70	0	7	7	0	2	2	1	4	5	122	318	440
02	772	0	3	3	65	260	325	1	17	18	1	14	15	2	7	9	84	300	384
03	553	1	2	3	35	182	217	3	17	20	1	11	12	0	9	9	55	227	282

04	499	0	0	0	43	152	195	1	6	7	3	10	13	0	4	4	48	223	271
05	517	2	1	3	27	34	61	4	6	10	1	5	6	1	0	1	155	272	427
06	563	0	1	1	38	133	171	3	6	9	1	6	7	0	7	7	73	281	354
08	423	0	2	2	36	116	152	0	10	10	1	3	4	1	5	6	55	182	237
09	859	0	2	2	115	291	406	3	7	10	2	11	13	3	11	14	134	256	390
	4,719	3	13	16	378	1,219	1,597	15	76	91	10	62	72	8	47	55	726	2,059	2,785

ROSEVILLE

01	373	0	0	0	38	113	151	1	9	10	1	5	6	1	7	8	38	154	192
02	495	0	1	1	49	130	179	4	11	15	0	7	7	0	8	8	77	198	275
03	746	0	1	1	55	162	217	3	10	13	4	9	13	1	12	13	141	335	476
04	546	0	0	0	66	164	230	2	6	8	0	6	6	0	3	3	99	189	288
05	858	2	1	3	68	229	297	4	5	9	2	13	15	7	15	22	134	357	491
06	612	0	3	3	30	224	254	1	11	12	4	11	15	3	4	7	58	247	305
07	372	0	3	3	31	115	146	1	8	9	0	8	8	2	4	6	39	153	192
08	652	0	2	2	36	187	223	1	6	7	3	8	11	4	4	8	95	290	385
09	619	1	2	3	60	181	241	0	5	5	2	6	8	2	4	6	107	232	339
10	370	0	2	2	32	111	143	1	3	4	2	7	9	1	3	4	50	149	199
11	432	0	0	0	40	137	177	2	9	11	1	4	5	1	7	8	70	150	220
12	461	0	0	0	46	140	186	3	10	13	1	7	8	5	8	13	64	166	230
13	396	0	1	1	29	126	155	4	11	15	2	7	9	1	3	4	57	145	202
14	682	1	0	1	63	182	245	0	10	10	2	13	15	0	6	6	92	288	380
15	992	0	6	6	102	204	306	2	13	15	2	12	14	8	16	24	181	431	612
16	986	0	1	1	69	260	329	5	18	23	4	11	15	3	7	10	172	414	586
17	572	0	2	2	30	198	228	2	8	10	1	7	8	0	11	11	72	227	299
18	735	1	1	2	92	178	270	3	4	7	2	7	9	2	8	10	114	300	414
19	472	1	2	3	33	154	187	2	8	10	1	5	6	1	8	9	51	194	245
20	558	0	0	0	62	177	239	1	7	8	1	3	4	2	12	14	71	205	276
21	752	0	2	2	71	189	260	3	10	13	1	8	9	6	7	13	92	353	445
	12,681	6	30	36	1,102	3,561	4,663	45	182	227	36	164	200	50	157	207	1,874	5,177	7,051

ST. CLAIR SHORES

01	1,571	0	0	0	366	453	819	10	6	16	1	10	11	4	6	10	253	413	666
02	955	0	0	0	121	300	421	2	13	15	5	10	15	8	3	11	134	314	448
03	994	0	2	2	153	289	442	2	12	14	2	12	14	3	6	9	125	340	465
04	753	0	2	2	92	231	323	6	13	19	3	10	13	2	7	9	120	247	367
05	1,228	0	1	1	94	421	515	4	18	22	2	17	19	2	6	8	141	481	622
06	1,170	1	2	3	134	262	396	5	16	21	3	15	18	2	8	10	182	503	685
07	721	0	1	1	63	234	297	3	17	20	1	11	12	5	4	9	86	269	355
08	1,095	1	1	2	132	343	475	8	16	24	2	12	14	2	11	13	167	359	526
09	726	0	2	2	114	181	295	7	3	10	3	6	9	5	6	11	148	232	380
10	1,227	0	5	5	173	355	528	7	13	20	4	14	18	6	12	18	193	403	596
11	560	1	1	2	98	163	261	1	5	6	2	4	6	3	2	5	76	181	257
12	1,329	0	2	2	226	422	648	7	12	19	4	14	18	3	11	14	188	407	595
13	1,629	0	0	0	306	546	852	3	19	22	1	11	12	4	8	12	228	448	676
14	544	1	4	5	54	184	238	3	10	13	1	14	15	7	9	16	61	185	246
15	1,279	0	3	3	163	389	552	5	18	23	7	11	18	12	10	22	175	443	618
16	1,227	2	4	6	190	330	520	5	20	25	2	22	24	5	16	21	229	364	593
17	1,345	1	4	5	174	436	610	6	13	19	6	19	25	3	14	17	201	421	622
18	994	0	2	2	154	278	432	5	13	18	5	6	11	3	4	7	170	299	469
19	909	1	2	3	111	307	418	2	11	13	2	7	9	2	12	14	145	272	417

20	647	0	1	1	103	210	313	2	8	10	1	6	7	1	4	5	97	194	291
21	918	0	2	2	113	273	386	4	18	22	3	11	14	4	8	12	134	321	455
22	779	0	0	0	113	265	378	6	13	19	0	9	9	3	12	15	79	250	329
23	1,089	0	2	2	129	367	496	5	7	12	1	14	15	5	14	19	177	330	507
24	1,383	0	6	6	266	301	567	6	16	22	7	14	21	2	5	7	291	422	713
	25,072	8	49	57	3,642	7,540	11,182	114	310	424	68	279	347	96	198	294	3,800	8,098	11,898

STERLING HEIGHTS

01	717	0	2	2	88	208	296	1	9	10	2	2	4	2	3	5	99	291	390
02	922	0	2	2	111	336	447	1	14	15	1	9	10	0	13	13	131	285	416
03	960	0	1	1	118	267	385	5	5	10	3	7	10	4	7	11	177	343	520
04	1,301	0	1	1	151	417	568	6	13	19	2	8	10	4	8	12	158	500	658
05	1,033	0	1	1	201	276	477	5	7	12	0	5	5	3	5	8	171	334	505
06	1,036	0	0	0	176	339	515	2	9	11	0	9	9	4	9	13	161	301	462
08	414	0	0	0	51	167	218	3	3	6	0	2	2	0	2	2	46	130	176
09	857	1	2	3	135	306	441	3	10	13	0	5	5	4	3	7	98	279	377
10	886	1	1	2	143	283	426	3	8	11	3	5	8	6	13	19	144	251	395
13	311	0	0	0	42	93	135	1	2	3	3	1	4	1	5	6	44	110	154
15	703	2	0	2	111	211	322	3	7	10	0	11	11	3	4	7	87	252	339
16	615	1	0	1	70	150	220	1	8	9	2	4	6	3	5	8	85	280	365
46	858	0	2	2	134	245	379	0	11	11	2	14	16	4	4	8	96	332	428
47	400	0	1	1	48	126	174	1	6	7	1	3	4	0	4	4	44	156	200
	11,013	5	13	18	1,579	3,424	5,003	35	112	147	19	85	104	38	85	123	1,541	3,844	5,385

VILLAGE OF GROSSE POINTE SHORES

03	34	N/A	0	0	N/A	21	21	N/A	1	1	N/A	0	0	N/A	0	0	N/A	12	12
	34	N/A	0	0	N/A	21	21	N/A	1	1	N/A	0	0	N/A	0	0	N/A	12	12

WARREN

01	628	1	0	1	21	107	128	2	6	8	1	13	14	1	10	11	61	395	456
02	375	0	2	2	24	103	127	1	8	9	0	9	9	2	8	10	41	170	211
03	799	0	2	2	47	172	219	3	10	13	1	11	12	3	8	11	92	439	531
04	656	0	1	1	47	187	234	2	2	4	2	5	7	1	13	14	57	322	379
05	545	1	0	1	37	124	161	3	4	7	0	8	8	2	2	4	80	272	352
06	819	0	2	2	68	225	293	2	10	12	1	14	15	1	12	13	107	354	461
07	428	0	1	1	14	98	112	1	13	14	1	11	12	1	7	8	34	239	273
08	216	0	0	0	6	40	46	1	5	6	1	2	3	0	2	2	23	136	159
09	352	0	2	2	20	87	107	1	4	5	0	2	2	0	7	7	34	190	224
10	472	0	1	1	11	95	106	2	11	13	1	7	8	2	9	11	34	292	326
11	420	1	1	2	16	103	119	2	5	7	0	7	7	2	8	10	43	226	269
12	336	0	0	0	17	88	105	0	6	6	2	6	8	0	7	7	34	171	205
13	386	1	3	4	29	134	163	0	8	8	1	5	6	2	5	7	37	152	189
14	659	0	0	0	47	173	220	1	7	8	1	5	6	0	3	3	73	346	419
15	470	0	6	6	21	105	126	0	12	12	0	7	7	0	9	9	51	252	303
16	381	0	1	1	20	99	119	2	3	5	1	5	6	1	6	7	49	184	233
17	738	0	3	3	34	243	277	2	19	21	1	13	14	1	20	21	77	311	388
18	226	0	0	0	9	53	62	0	3	3	1	0	1	0	6	6	27	121	148
19	653	0	0	0	40	208	248	1	6	7	0	8	8	3	7	10	81	283	364
20	963	0	1	1	99	231	330	4	11	15	2	16	18	6	10	16	173	389	562
21	83	0	1	1	8	28	36	0	3	3	0	2	2	0	2	2	7	31	38
22	976	0	4	4	89	308	397	6	11	17	0	13	13	1	16	17	120	386	506
23	878	0	1	1	104	213	317	4	9	13	3	9	12	4	14	18	155	350	505

24	320	0	0	0	29	99	128	1	1	2	2	4	6	1	1	2	44	134	178
25	550	0	0	0	57	212	269	0	9	9	1	6	7	1	7	8	63	180	243
26	392	0	0	0	13	78	91	1	9	10	1	5	6	0	3	3	32	248	280
27	1,058	1	4	5	166	337	503	3	6	9	4	11	15	3	11	14	173	313	486
28	502	0	0	0	75	155	230	1	1	2	1	8	9	2	6	8	82	153	235
29	692	0	2	2	92	164	256	8	7	15	1	5	6	0	6	6	115	276	391
30	481	0	0	0	61	164	225	0	2	2	0	4	4	3	4	7	60	169	229
31	1,170	0	2	2	144	300	444	1	15	16	1	8	9	7	10	17	228	425	653
32	998	0	1	1	129	306	435	4	8	12	6	10	16	1	7	8	169	337	506
33	1,079	1	0	1	170	349	519	6	13	19	2	10	12	2	8	10	174	323	497
34	491	0	3	3	45	154	199	1	4	5	2	6	8	0	2	2	58	210	268
35	942	1	1	2	117	238	355	3	9	12	1	8	9	1	9	10	171	362	533
36	501	0	1	1	51	180	231	2	4	6	0	3	3	1	8	9	55	185	240
37	901	0	3	3	131	276	407	2	4	6	2	9	11	3	8	11	143	303	446
38	364	0	0	0	32	153	185	2	3	5	0	2	2	2	1	3	31	126	157
39	350	0	1	1	12	36	48	0	8	8	1	1	2	0	1	1	27	258	285
40	543	0	1	1	56	177	233	1	9	10	1	8	9	1	1	2	75	193	268
41	589	0	2	2	72	183	255	1	4	5	2	4	6	4	8	12	70	225	295
42	509	0	1	1	82	138	220	3	4	7	0	4	4	4	3	7	86	176	262
43	575	0	0	0	90	189	279	1	4	5	0	4	4	0	3	3	77	196	273
44	753	1	0	1	82	171	253	3	6	9	1	4	5	4	6	10	143	318	461
45	689	0	2	2	103	200	303	3	7	10	3	2	5	2	2	4	127	226	353
46	657	0	0	0	79	175	254	1	4	5	3	6	9	2	6	8	97	270	367
47	605	0	1	1	85	199	284	1	7	8	0	7	7	2	4	6	81	197	278
48	983	0	0	0	135	290	425	1	6	7	2	9	11	5	6	11	170	331	501
49	1,195	0	2	2	174	359	533	1	16	17	4	20	24	4	7	11	187	399	586
50	982	0	1	1	112	301	413	2	14	16	0	6	6	2	9	11	143	369	512
51	1,260	0	1	1	223	355	578	6	15	21	6	10	16	5	7	12	263	337	600
52	766	1	2	3	120	268	388	2	9	11	0	7	7	0	4	4	107	226	333
53	985	0	3	3	146	330	476	4	7	11	0	9	9	2	8	10	143	309	452
54	900	1	1	2	159	256	415	2	5	7	3	3	6	5	10	15	136	299	435
55	979	1	3	4	104	353	457	7	14	21	1	9	10	3	11	14	97	350	447
56	498	0	0	0	44	162	206	1	7	8	3	3	6	3	9	12	78	170	248
57	855	0	3	3	81	277	358	3	15	18	4	17	21	3	7	10	129	300	429
58	1,258	0	5	5	151	385	536	4	13	17	3	14	17	5	17	22	187	445	632
	38,831	11	78	89	4,250	11,193	15,443	122	445	567	81	424	505	116	411	527	5,511	15,349	20,860
TOTALS																			
	141,153	54	265	319	17,299	41,243	58,542	519	1,671	2,190	309	1,459	1,768	486	1,317	1,803	20,274	52,689	72,963

 Yellow in the TOTALS column means precinct hasn't reported
 N/A indicates AV (Absentee) results are included in Elec Day results

These same results may also be obtained via:
 > Election Telephone Hotline: 586.469.5209



Election Results

State Senator 9th District One 4-year term

Official results, updated November 15, 9:11 AM

[Race List](#) | [Race Summary](#) | [Race Details](#) | [Race Details \(Printer Friendly\)](#)

POLL BOOK TOTALS	Michael Ennis (REP)			Richard T. Kuszmar (GRN)			Steven Bieda (DEM)			
	AV	Elec Day	TOTAL	AV	Elec Day	TOTAL	AV	Elec Day	TOTAL	
CENTER LINE CITY										
01	627	43	200	243	3	20	23	95	242	337
02	420	37	112	149	4	5	9	83	162	245
03	665	40	189	229	1	13	14	89	316	405
04	362	24	117	141	2	11	13	27	164	191
05	384	27	110	137	3	9	12	44	177	221
	2,458	171	728	899	13	58	71	338	1,061	1,399
EASTPOINTE										
01	635	23	173	196	2	16	18	69	328	397
02	611	43	160	203	5	16	21	86	270	356
03	788	58	217	275	1	17	18	83	377	460
04	759	59	252	311	4	20	24	75	315	390
05	666	50	202	252	1	22	23	50	305	355
07	937	35	97	132	3	15	18	101	654	755
08	757	31	96	127	2	8	10	99	493	592
09	767	47	211	258	0	25	25	71	380	451
10	860	59	192	251	2	24	26	117	416	533
11	598	50	176	226	1	16	17	78	248	326
12	681	47	185	232	0	16	16	70	319	389
13	688	84	220	304	5	13	18	81	253	334

■ Yellow in the TOTALS column means precinct hasn't reported
 N/A indicates AV (Absentee) results are included in Elec Day results

These same results may also be obtained via:
 > Election Telephone Hotline: 586.469.5209



Election Results

State Senator 9th District One 4-year term

Official results, updated November 15, 9:11 AM

[Race List](#) | [Race Summary](#) | [Race Details](#) | [Race Details \(Printer Friendly\)](#)

POLL BOOK TOTALS	Michael Ennis (REP)			Richard T. Kuszmar (GRN)			Steven Bieda (DEM)			
	AV	Elec Day	TOTAL	AV	Elec Day	TOTAL	AV	Elec Day	TOTAL	
CENTER LINE CITY										
01	627	43	200	243	3	20	23	95	242	337
02	420	37	112	149	4	5	9	83	162	245
03	665	40	189	229	1	13	14	89	316	405
04	362	24	117	141	2	11	13	27	164	191
05	384	27	110	137	3	9	12	44	177	221
	2,458	171	728	899	13	58	71	338	1,061	1,399
EASTPOINTE										
01	635	23	173	196	2	16	18	69	328	397
02	611	43	160	203	5	16	21	86	270	356
03	788	58	217	275	1	17	18	83	377	460
04	759	59	252	311	4	20	24	75	315	390
05	666	50	202	252	1	22	23	50	305	355
07	937	35	97	132	3	15	18	101	654	755
08	757	31	96	127	2	8	10	99	493	592
09	767	47	211	258	0	25	25	71	380	451
10	860	59	192	251	2	24	26	117	416	533
11	598	50	176	226	1	16	17	78	248	326
12	681	47	185	232	0	16	16	70	319	389
13	688	84	220	304	5	13	18	81	253	334
14	1,156	106	202	308	10	15	25	142	636	778
	9,903	692	2,383	3,075	36	223	259	1,122	4,994	6,116
FRASER										
01	568	60	210	270	2	18	20	68	171	239
02	924	98	383	481	1	22	23	108	254	362
03	1,088	153	333	486	6	23	29	176	322	498
04	765	88	269	357	4	18	22	90	258	348
05	297	32	103	135	0	10	10	48	83	131
06	1,022	118	447	565	2	20	22	102	261	363
07	528	73	145	218	3	10	13	70	185	255
	5,192	622	1,890	2,512	18	121	139	662	1,534	2,196
ST. CLAIR SHORES										
01	1,571	389	476	865	11	16	27	213	369	582
02	955	138	319	457	7	13	20	120	288	408
03	994	163	326	489	3	18	21	113	298	411

	878	93	231	324	4	21	25	168	331	499
24	320	25	104	129	1	5	6	48	124	172
25	550	56	204	260	0	11	11	65	194	259
26	392	11	89	100	3	12	15	32	239	271
27	1,058	155	336	491	5	15	20	184	317	501
28	502	61	153	214	2	8	10	94	164	258
29	692	77	154	231	6	11	17	130	289	419
30	481	52	153	205	1	4	5	72	187	259
31	1,170	117	278	395	3	14	17	263	463	726
32	998	110	273	383	4	21	25	190	367	557
33	1,079	148	317	465	5	15	20	199	358	557
34	491	42	160	202	1	16	17	63	187	250
35	942	98	237	335	3	20	23	188	345	533
36	501	45	163	208	2	10	12	62	205	267
37	901	125	269	394	5	18	23	144	297	441
38	364	27	147	174	0	8	8	38	128	166
39	350	11	40	51	1	5	6	28	256	284
40	543	62	179	241	2	14	16	71	192	263
41	589	49	141	190	2	13	15	97	262	359
42	509	68	126	194	4	10	14	104	183	287
43	575	80	176	256	0	4	4	89	215	304
44	753	67	163	230	4	7	11	163	336	499
45	689	86	181	267	1	7	8	151	248	399
46	657	61	172	233	1	6	7	120	280	400
47	605	74	204	278	1	17	18	94	196	290
48	983	110	280	390	2	9	11	200	342	542
49	1,195	136	344	480	1	23	24	232	418	650
50	982	89	291	380	2	11	13	168	390	558
51	1,260	175	319	494	3	18	21	322	392	714
52	766	96	238	334	2	7	9	128	269	397
53	985	119	310	429	6	8	14	165	334	499
54	900	151	237	388	4	11	15	147	324	471
55	979	102	337	439	6	21	27	109	372	481
56	498	33	160	193	2	6	8	92	181	273
57	855	69	268	337	1	17	18	146	325	471
58	1,258	124	364	488	5	21	26	219	481	700
	38,831	3,707	10,991	14,698	144	767	911	6,143	15,660	21,803
TOTALS										
	81,490	9,040	24,218	33,258	372	1,700	2,072	11,651	30,388	42,039

■ Yellow in the TOTALS column means precinct hasn't reported
 N/A indicates AV (Absentee) results are included in Elec Day results

These same results may also be obtained via:
 > Election Telephone Hotline: 586.469.5209



Election Results

State Senator 10th District One 4-year term

Official results, updated November 15, 9:11 AM

[Race List](#) | [Race Summary](#) | [Race Details](#) | [Race Details \(Printer Friendly\)](#)

POLL BOOK TOTALS	Paul Gielegem (DEM)			Tory Rocca (REP)			
	AV	Elec Day	TOTAL	AV	Elec Day	TOTAL	
CLINTON TOWNSHIP							
01	720	129	180	309	154	229	383
02	327	46	89	135	48	130	178
03	559	73	283	356	35	151	186
04	440	65	158	223	76	130	206
05	566	58	447	505	7	40	47
06	756	120	298	418	104	196	300
07	440	66	153	219	63	144	207
08	586	74	197	271	84	206	290
09	441	47	167	214	52	157	209
10	926	190	238	428	223	256	479
11	543	70	237	307	48	172	220
12	368	50	134	184	40	126	166
13	569	29	255	284	52	218	270
14	306	45	84	129	39	125	164
15	626	73	216	289	79	233	312
16	730	138	184	322	147	241	388
17	696	90	336	426	67	182	249
18	681	106	210	316	112	231	343
19	703	119	138	257	162	260	422

■ Yellow in the TOTALS column means precinct hasn't reported
N/A indicates AV (Absentee) results are included in Elec Day results

These same results may also be obtained via:
> Election Telephone Hotline: 586.469.5209



Election Results

State Senator 10th District One 4-year term

Official results, updated November 15, 9:11 AM

[Race List](#) | [Race Summary](#) | [Race Details](#) | [Race Details \(Printer Friendly\)](#)

	POLL BOOK TOTALS	Paul Gielegem (DEM)			Tory Rocca (REP)		
		AV	Elec Day	TOTAL	AV	Elec Day	TOTAL
CLINTON TOWNSHIP							
01	720	129	180	309	154	229	383
02	327	46	89	135	48	130	178
03	559	73	283	356	35	151	186
04	440	65	158	223	76	130	206
05	566	58	447	505	7	40	47
06	756	120	298	418	104	196	300
07	440	66	153	219	63	144	207
08	586	74	197	271	84	206	290
09	441	47	167	214	52	157	209
10	926	190	238	428	223	256	479
11	543	70	237	307	48	172	220
12	368	50	134	184	40	126	166
13	569	29	255	284	52	218	270
14	306	45	84	129	39	125	164
15	626	73	216	289	79	233	312
16	730	138	184	322	147	241	388
17	696	90	336	426	67	182	249
18	681	106	210	316	112	231	343
19	703	119	138	257	162	260	422
20	487	57	251	308	37	122	159
21	436	104	151	255	62	101	163
22	712	137	313	450	74	168	242
23	1,042	140	274	414	216	373	589
24	612	108	168	276	87	233	320
25	597	78	189	267	100	212	312
26	988	163	280	443	165	348	513
27	722	126	169	295	147	249	396
28	232	26	153	179	11	38	49
29	1,016	116	244	360	198	410	608
30	650	89	226	315	101	205	306
31	742	61	304	365	68	290	358
32	589	80	136	216	131	224	355
33	971	150	316	466	143	338	481
34	421	39	224	263	24	120	144

35	1,260	290	270	560	286	369	655
36	823	109	285	394	125	283	408
37	1,079	201	292	493	212	329	541
38	709	59	187	246	99	341	440
39	678	136	157	293	114	247	361
40	831	111	248	359	107	327	434
41	716	112	172	284	118	274	392
42	856	128	299	427	128	263	391
43	303	40	61	101	63	130	193
44	1,080	186	236	422	237	377	614
45	803	82	199	281	142	360	502
46	912	179	217	396	291	191	482
	31,250	4,695	10,025	14,720	5,078	10,349	15,427

ROSEVILLE

01	373	35	149	184	44	136	180
02	495	68	179	247	57	166	223
03	746	124	316	440	70	205	275
04	546	100	179	279	64	185	249
05	858	124	338	462	88	270	358
06	612	62	237	299	37	252	289
07	372	38	149	187	33	134	167
08	652	78	251	329	54	228	282
09	619	97	198	295	72	221	293
10	370	46	138	184	36	133	169
11	432	71	140	211	42	167	209
12	461	69	167	236	47	159	206
13	396	57	130	187	35	153	188
14	682	90	250	340	67	227	294
15	992	168	423	591	121	245	366
16	986	155	388	543	91	313	404
17	572	76	222	298	29	220	249
18	735	108	277	385	103	210	313
19	472	44	187	231	43	178	221
20	558	63	190	253	75	203	278
21	752	92	337	429	77	217	294
	12,681	1,765	4,845	6,610	1,285	4,222	5,507

STERLING HEIGHTS

01	717	85	267	352	104	240	344
02	922	114	273	387	128	368	496
03	960	155	340	495	150	289	439
04	1,301	151	465	616	167	456	623
05	1,033	160	301	461	224	315	539
06	1,036	147	273	420	197	381	578
08	414	46	109	155	54	186	240
09	857	85	245	330	153	356	509
10	886	131	241	372	161	309	470
11	998	115	281	396	233	343	576
12	673	63	169	232	128	300	428

13	311	30	89	119	64	123	187
14	290	51	68	119	60	97	157
15	703	73	235	308	132	249	381
16	615	79	261	340	81	170	251
17	654	62	197	259	119	259	378
18	703	62	213	275	110	294	404
19	733	91	213	304	122	285	407
20	1,008	118	281	399	197	382	579
21	606	83	205	288	107	195	302
22	489	62	132	194	63	221	284
23	545	44	161	205	72	254	326
24	597	48	179	227	89	266	355
25	773	51	236	287	125	340	465
26	756	61	181	242	153	339	492
27	747	45	245	290	74	357	431
28	859	119	236	355	160	319	479
29	560	49	170	219	63	252	315
30	892	71	199	270	131	461	592
31	862	83	265	348	112	366	478
32	1,150	87	306	393	187	534	721
33	853	66	205	271	156	389	545
34	930	90	271	361	159	385	544
35	510	43	185	228	57	212	269
36	329	34	126	160	30	131	161
37	749	70	194	264	162	309	471
38	969	76	245	321	151	463	614
39	558	31	202	233	42	269	311
40	1,103	150	249	399	218	442	660
41	1,199	101	353	454	171	537	708
42	430	77	119	196	116	109	225
43	818	65	232	297	109	391	500
44	483	22	141	163	51	244	295
45	649	61	166	227	79	313	392
46	858	94	305	399	141	291	432
47	400	45	138	183	46	151	197
48	684	69	188	257	130	275	405
49	856	97	172	269	184	374	558
50	1,564	199	311	510	411	594	1,005
51	837	102	170	272	211	329	540
52	944	70	273	343	179	398	577
	39,373	4,183	11,281	15,464	6,723	15,912	22,635
UTICA							
01	272	21	94	115	38	110	148
02	666	50	170	220	120	297	417
03	614	56	184	240	96	256	352
	1,552	127	448	575	254	663	917
TOTALS							
	84,856	10,770	26,599	37,369	13,340	31,146	44,486

■ Yellow in the TOTALS column means precinct hasn't reported
N/A indicates AV (Absentee) results are included in Elec Day results

These same results may also be obtained via:
> Election Telephone Hotline: 586.469.5209



Election Results

State Senator 11th District One 4-year term

Official results, updated November 15, 9:11 AM

[Race List](#) | [Race Summary](#) | [Race Details](#) | [Race Details \(Printer Friendly\)](#)

POLL BOOK TOTALS	Jack Brandenburg (REP)			Jim Ayres (DEM)			
	AV	Elec Day	TOTAL	AV	Elec Day	TOTAL	
ARMADA TOWNSHIP							
01	1,315	232	589	821	104	275	379
02	763	108	393	501	53	166	219
	2,078	340	982	1,322	157	441	598
BRUCE TOWNSHIP							
01	743	117	276	393	77	201	278
02	1,386	280	698	978	78	228	306
03	713	157	310	467	62	139	201
04	870	160	437	597	48	168	216
	3,712	714	1,721	2,435	265	736	1,001
CHESTERFIELD TOWNSHIP							
01	914	143	381	524	108	238	346
02	858	119	419	538	75	216	291
03	1,096	113	562	675	61	314	375
04	271	23	141	164	15	82	97
05	854	147	362	509	101	191	292
06	761	79	390	469	59	198	257
07	956	135	453	588	53	264	317
08	902	117	425	542	85	232	317
09	778	74	389	463	58	223	281

■ Yellow in the TOTALS column means precinct hasn't reported
N/A indicates AV (Absentee) results are included in Elec Day results

These same results may also be obtained via:
> Election Telephone Hotline: 586.469.5209



Election Results

State Senator 11th District One 4-year term

Official results, updated November 15, 9:11 AM

[Race List](#) | [Race Summary](#) | [Race Details](#) | [Race Details \(Printer Friendly\)](#)

POLL BOOK TOTALS	Jack Brandenburg (REP)			Jim Ayres (DEM)			
	AV	Elec Day	TOTAL	AV	Elec Day	TOTAL	
ARMADA TOWNSHIP							
01	1,315	232	589	821	104	275	379
02	763	108	393	501	53	166	219
	2,078	340	982	1,322	157	441	598
BRUCE TOWNSHIP							
01	743	117	276	393	77	201	278
02	1,386	280	698	978	78	228	306
03	713	157	310	467	62	139	201
04	870	160	437	597	48	168	216
	3,712	714	1,721	2,435	265	736	1,001
CHESTERFIELD TOWNSHIP							
01	914	143	381	524	108	238	346
02	858	119	419	538	75	216	291
03	1,096	113	562	675	61	314	375
04	271	23	141	164	15	82	97
05	854	147	362	509	101	191	292
06	761	79	390	469	59	198	257
07	956	135	453	588	53	264	317
08	902	117	425	542	85	232	317
09	778	74	389	463	58	223	281
10	1,160	342	462	804	142	187	329
11	598	62	276	338	36	193	229
12	443	83	187	270	45	112	157
13	865	79	433	512	65	238	303
14	468	36	259	295	24	128	152
15	252	6	62	68	7	162	169
16	471	62	194	256	52	141	193
17	242	46	87	133	50	42	92
18	711	54	311	365	36	277	313
19	403	79	164	243	64	77	141
20	655	63	335	398	50	179	229
	13,658	1,862	6,292	8,154	1,186	3,694	4,880
HARRISON TOWNSHIP							
01	855	183	315	498	64	260	324
02	920	135	348	483	111	292	403

03	676	86	328	414	70	166	236
04	1,235	238	526	764	102	330	432
05	1,050	253	476	729	100	188	288
06	1,083	170	470	640	112	302	414
07	1,120	243	472	715	116	252	368
08	637	111	199	310	77	219	296
09	899	236	356	592	118	166	284
10	696	122	297	419	65	188	253
	9,171	1,777	3,787	5,564	935	2,363	3,298

LENOX TOWNSHIP

01	676	161	301	462	63	111	174
02	830	125	391	516	77	198	275
03	862	44	276	320	140	349	489
04	336	13	167	180	20	124	144
	2,704	343	1,135	1,478	300	782	1,082

MACOMB TOWNSHIP

01	665	74	372	446	58	128	186
02	788	124	348	472	74	197	271
03	677	55	399	454	38	158	196
04	839	78	419	497	62	235	297
05	740	113	355	468	66	179	245
06	773	140	303	443	98	186	284
07	742	103	352	455	52	198	250
08	689	94	303	397	66	189	255
09	651	74	355	429	35	158	193
10	545	51	210	261	48	204	252
11	997	119	528	647	57	245	302
12	794	132	330	462	67	224	291
13	804	74	448	522	28	210	238
14	927	105	503	608	64	201	265
15	906	214	388	602	96	177	273
16	1,002	88	596	684	46	216	262
17	801	95	403	498	31	231	262
18	536	63	195	258	51	202	253
19	307	28	121	149	23	127	150
20	779	102	416	518	41	186	227
21	937	184	391	575	102	196	298
22	929	190	393	583	98	193	291
23	871	263	323	586	114	136	250
24	691	161	284	445	65	148	213
25	509	44	283	327	19	135	154
26	494	63	245	308	27	131	158
27	491	66	288	354	21	95	116
28	475	44	256	300	25	122	147
29	669	44	351	395	27	212	239
30	761	86	394	480	61	188	249
31	394	75	179	254	50	68	118
32	665	72	378	450	14	158	172
33							

	586	89	242	331	79	137	216
34	663	67	364	431	50	161	211
35	504	48	247	295	26	163	189
	24,601	3,422	11,962	15,384	1,879	6,094	7,973

MEMPHIS

01	263	N/A	179	179	N/A	71	71
	263	N/A	179	179	N/A	71	71

MOUNT CLEMENS

01	533	20	62	82	119	316	435
02	772	69	283	352	83	291	374
03	553	48	224	272	45	216	261
04	499	42	178	220	46	208	254
05	517	35	52	87	151	261	412
06	563	48	154	202	62	271	333
08	423	52	142	194	42	167	209
09	859	140	353	493	114	211	325
	4,719	454	1,448	1,902	662	1,941	2,603

NEW BALTIMORE

01	625	61	314	375	56	166	222
02	572	88	267	355	48	131	179
03	1,035	111	517	628	80	270	350
04	834	132	364	496	82	217	299
05	902	106	454	560	70	219	289
	3,968	498	1,916	2,414	336	1,003	1,339

RAY TOWNSHIP

01	645	116	325	441	43	108	151
02	871	166	426	592	73	148	221
	1,516	282	751	1,033	116	256	372

RICHMOND TOWNSHIP

01	660	N/A	461	461	N/A	163	163
02	719	N/A	481	481	N/A	192	192
	1,379	N/A	942	942	N/A	355	355

RICHMOND CITY

01	1,140	175	498	673	125	279	404
02	826	98	398	496	73	204	277
	1,966	273	896	1,169	198	483	681

SHELBY TOWNSHIP

01	1,294	238	682	920	109	201	310
02	1,008	197	474	671	90	196	286
03	495	66	259	325	38	109	147
04	891	200	411	611	55	175	230
05	1,219	280	505	785	120	254	374
06	618	48	277	325	35	227	262
07	1,062	242	454	696	131	176	307
08	533	116	243	359	49	102	151
09	523	55	235	290	31	172	203
10	717	131	328	459	71	145	216
11	757	116	326	442	81	187	268
12	741	164	333	497	61	148	209

13	545	137	235	372	64	86	150
14	887	141	461	602	74	176	250
15	549	97	254	351	55	116	171
16	1,331	362	631	993	98	173	271
17	1,251	183	683	866	83	233	316
18	646	131	289	420	78	112	190
19	688	144	333	477	46	145	191
20	545	79	234	313	85	116	201
21	420	33	130	163	27	213	240
22	1,442	368	680	1,048	114	223	337
23	1,222	283	622	905	85	177	262
24	1,464	374	738	1,112	109	187	296
25	1,022	268	440	708	90	176	266
26	824	255	198	453	169	163	332
27	914	178	367	545	99	238	337
28	1,217	350	384	734	245	177	422
29	599	53	339	392	25	140	165
	25,424	5,289	11,545	16,834	2,417	4,943	7,360
WASHINGTON TOWNSHIP							
01	678	102	275	377	69	154	223
02	1,341	359	523	882	149	242	391
03	1,099	258	501	759	80	199	279
04	820	120	363	483	78	210	288
05	1,186	264	558	822	108	185	293
06	1,229	375	524	899	126	126	252
07	1,196	295	565	860	88	188	276
08	1,017	253	430	683	110	163	273
09	1,192	154	674	828	84	194	278
	9,758	2,180	4,413	6,593	892	1,661	2,553
TOTALS							
	104,917	17,434	47,969	65,403	9,343	24,823	34,166

■ Yellow in the TOTALS column means precinct hasn't reported
N/A indicates AV (Absentee) results are included in Elec Day results

These same results may also be obtained via:
 > Election Telephone Hotline: 586.469.5209



Election Results

Representative in State Legislature

24th District

One 2-year term

Official results, updated November 15, 9:11 AM

[Race List](#) | [Race Summary](#) | [Race Details](#) | [Race Details \(Printer Friendly\)](#)

POLL BOOK TOTALS	Anthony G. Forlini (REP)			Keith P. Edwards (LIB)			Sarah Roberts (DEM)			
	AV	Elec Day	TOTAL	AV	Elec Day	TOTAL	AV	Elec Day	TOTAL	
HARRISON TOWNSHIP										
01	855	157	285	442	13	19	32	84	273	357
02	920	120	293	413	7	16	23	123	339	462
03	676	87	277	364	6	26	32	66	193	259
04	1,235	215	478	693	7	23	30	129	358	487
05	1,050	234	422	656	14	26	40	108	215	323
06	1,083	163	448	611	8	23	31	114	297	411
07	1,120	201	411	612	10	32	42	151	291	442
08	637	89	172	261	5	17	22	101	234	335
09	899	203	321	524	13	15	28	141	183	324
10	696	100	244	344	8	14	22	80	221	301
	9,171	1,569	3,351	4,920	91	211	302	1,097	2,604	3,701
ST. CLAIR SHORES										
01	1,571	381	481	862	7	16	23	243	380	623
02	955	136	302	438	5	17	22	129	318	447
03	994	154	278	432	3	19	22	133	352	485
04	753	105	235	340	4	17	21	112	248	360
05	1,228	92	405	497	4	36	40	144	500	644
06	1,170	133	293	426	4	26	30	191	479	670
07	721	69	232	301	4	23	27	83	274	357

■ Yellow in the TOTALS column means precinct hasn't reported
 N/A indicates AV (Absentee) results are included in Elec Day results

These same results may also be obtained via:

> Election Telephone Hotline: 586.469.5209



Election Results

Representative in State Legislature

24th District

One 2-year term

Official results, updated November 15, 9:11 AM

[Race List](#) | [Race Summary](#) | [Race Details](#) | [Race Details \(Printer Friendly\)](#)

POLL BOOK TOTALS	Anthony G. Forlini (REP)			Keith P. Edwards (LIB)			Sarah Roberts (DEM)			
	AV	Elec Day	TOTAL	AV	Elec Day	TOTAL	AV	Elec Day	TOTAL	
HARRISON TOWNSHIP										
01	855	157	285	442	13	19	32	84	273	357
02	920	120	293	413	7	16	23	123	339	462
03	676	87	277	364	6	26	32	66	193	259
04	1,235	215	478	693	7	23	30	129	358	487
05	1,050	234	422	656	14	26	40	108	215	323
06	1,083	163	448	611	8	23	31	114	297	411
07	1,120	201	411	612	10	32	42	151	291	442
08	637	89	172	261	5	17	22	101	234	335
09	899	203	321	524	13	15	28	141	183	324
10	696	100	244	344	8	14	22	80	221	301
	9,171	1,569	3,351	4,920	91	211	302	1,097	2,604	3,701
ST. CLAIR SHORES										
01	1,571	381	481	862	7	16	23	243	380	623
02	955	136	302	438	5	17	22	129	318	447
03	994	154	278	432	3	19	22	133	352	485
04	753	105	235	340	4	17	21	112	248	360
05	1,228	92	405	497	4	36	40	144	500	644
06	1,170	133	293	426	4	26	30	191	479	670
07	721	69	232	301	4	23	27	83	274	357
08	1,095	136	367	503	8	24	32	168	332	500
09	726	139	204	343	7	11	18	122	214	336
10	1,227	161	347	508	9	21	30	207	429	636
11	560	91	166	257	6	13	19	83	176	259
12	1,329	228	446	674	6	22	28	197	397	594
13	1,629	308	561	869	7	16	23	230	451	681
14	544	56	182	238	4	27	31	63	190	253
15	1,279	170	394	564	4	17	21	183	451	634
16	1,227	188	367	555	7	28	35	234	357	591
17	1,345	192	476	668	12	29	41	187	401	588
18	994	163	305	468	8	13	21	167	288	455
19	909	119	305	424	3	22	25	143	280	423
20	647	101	237	338	3	12	15	97	168	265
21	918	113	300	413	5	19	24	136	303	439
22	779	103	282	385	3	18	21	94	247	341

23	1,089	134	382	516	2	20	22	181	336	517
24	1,383	268	322	590	8	18	26	296	411	707
	25,072	3,740	7,869	11,609	133	484	617	3,823	7,982	11,805
VILLAGE OF GROSSE POINTE SHORES										
03	34	N/A	23	23	N/A	0	0	N/A	10	10
	34	N/A	23	23	N/A	0	0	N/A	10	10
TOTALS										
	34,277	5,309	11,243	16,552	224	695	919	4,920	10,596	15,516

■ Yellow in the TOTALS column means precinct hasn't reported
 N/A indicates AV (Absentee) results are included in Elec Day results

These same results may also be obtained via:
 > Election Telephone Hotline: 586.469.5209



Election Results

Representative in State Legislature

25th District

One 2-year term

Official results, updated November 15, 9:11 AM

[Race List](#) | [Race Summary](#) | [Race Details](#) | [Race Details \(Printer Friendly\)](#)

POLL BOOK TOTALS	James Allison (LIB)			Jon M. Switalski (DEM)			Sean Clark (REP)			Steven T. Revis (UST)		
	AV	Elec Day	TOTAL	AV	Elec Day	TOTAL	AV	Elec Day	TOTAL	AV	Elec Day	TOTAL

STERLING HEIGHTS

01	717	2	5	7	83	263	346	100	235	335	5	7	12
02	922	1	13	14	130	296	426	110	340	450	1	5	6
03	960	4	3	7	172	347	519	125	267	392	1	8	9
04	1,301	0	7	7	175	523	698	137	397	534	4	11	15
05	1,033	2	12	14	176	323	499	201	271	472	3	14	17
06	1,036	1	16	17	153	302	455	180	333	513	4	12	16
08	414	0	4	4	46	123	169	49	170	219	2	6	8
09	857	3	9	12	103	285	388	126	297	423	3	5	8
10	886	0	9	9	149	269	418	137	258	395	9	18	27
14	290	0	1	1	61	76	137	52	87	139	1	2	3
15	703	2	13	15	91	251	342	106	211	317	3	4	7
16	615	3	6	9	81	270	351	72	156	228	2	3	5
46	858	4	15	19	105	320	425	116	257	373	5	9	14
47	400	1	3	4	48	159	207	42	124	166	0	4	4
	10,992	23	116	139	1,573	3,807	5,380	1,553	3,403	4,956	43	108	151

WARREN

29	692	1	7	8	120	270	390	90	170	260	4	6	10
30	481	1	6	7	66	162	228	54	163	217	1	7	8
31	1,170	3	12	15	230	424	654	140	300	440	5	12	17

■ Yellow in the TOTALS column means precinct hasn't reported
 N/A indicates AV (Absentee) results are included in Elec Day results

These same results may also be obtained via:

> Election Telephone Hotline: 586.469.5209



Election Results

Representative in State Legislature

25th District

One 2-year term

Official results, updated November 15, 9:11 AM

[Race List](#) | [Race Summary](#) | [Race Details](#) | [Race Details \(Printer Friendly\)](#)

POLL BOOK TOTALS	James Allison (LIB)			Jon M. Switalski (DEM)			Sean Clark (REP)			Steven T. Revis (UST)		
	AV	Elec Day	TOTAL	AV	Elec Day	TOTAL	AV	Elec Day	TOTAL	AV	Elec Day	TOTAL

STERLING HEIGHTS

01	717	2	5	7	83	263	346	100	235	335	5	7	12
02	922	1	13	14	130	296	426	110	340	450	1	5	6
03	960	4	3	7	172	347	519	125	267	392	1	8	9
04	1,301	0	7	7	175	523	698	137	397	534	4	11	15
05	1,033	2	12	14	176	323	499	201	271	472	3	14	17
06	1,036	1	16	17	153	302	455	180	333	513	4	12	16
08	414	0	4	4	46	123	169	49	170	219	2	6	8
09	857	3	9	12	103	285	388	126	297	423	3	5	8
10	886	0	9	9	149	269	418	137	258	395	9	18	27
14	290	0	1	1	61	76	137	52	87	139	1	2	3
15	703	2	13	15	91	251	342	106	211	317	3	4	7
16	615	3	6	9	81	270	351	72	156	228	2	3	5
46	858	4	15	19	105	320	425	116	257	373	5	9	14
47	400	1	3	4	48	159	207	42	124	166	0	4	4
	10,992	23	116	139	1,573	3,807	5,380	1,553	3,403	4,956	43	108	151

WARREN

29	692	1	7	8	120	270	390	90	170	260	4	6	10
30	481	1	6	7	66	162	228	54	163	217	1	7	8
31	1,170	3	12	15	230	424	654	140	300	440	5	12	17
32	998	3	13	16	164	322	486	134	309	443	4	16	20
33	1,079	3	7	10	178	310	488	164	363	527	3	15	18
41	589	2	8	10	71	232	303	70	166	236	4	11	15
43	575	2	3	5	75	194	269	88	185	273	1	6	7
44	753	1	5	6	149	312	461	76	170	246	4	12	16
45	689	4	9	13	132	223	355	95	196	291	6	5	11
46	657	1	6	7	96	268	364	80	183	263	2	3	5
47	605	2	17	19	82	190	272	80	199	279	2	4	6
48	983	2	7	9	188	329	517	120	294	414	2	11	13
49	1,195	3	23	26	202	403	605	154	358	512	3	11	14
50	982	0	6	6	147	381	528	105	299	404	2	6	8
51	1,260	7	13	20	273	327	600	210	371	581	4	6	10
52	766	1	10	11	113	241	354	106	262	368	3	3	6
53	985	3	9	12	132	301	433	151	339	490	5	8	13
54	900	5	10	15	130	298	428	159	249	408	4	10	14

55	979	0	15	15	101	342	443	105	355	460	9	11	20
56	498	3	3	6	83	179	262	40	157	197	3	9	12
57	855	4	14	18	120	310	430	89	276	365	3	10	13
58	1,258	1	19	20	191	450	641	145	392	537	8	12	20
	18,949	52	222	274	3,043	6,468	9,511	2,455	5,756	8,211	82	194	276
TOTALS													
	29,941	75	338	413	4,616	10,275	14,891	4,008	9,159	13,167	125	302	427

■ Yellow in the TOTALS column means precinct hasn't reported
N/A indicates AV (Absentee) results are included in Elec Day results

These same results may also be obtained via:
 > Election Telephone Hotline: 586.469.5209



Election Results

Representative in State Legislature

28th District

One 2-year term

Official results, updated November 15, 9:11 AM

[Race List](#) | [Race Summary](#) | [Race Details](#) | [Race Details \(Printer Friendly\)](#)

POLL BOOK TOTALS	Gloria Sankuer (NPA)			Lesia Liss (DEM)			Marc Goodson (REP)			
	AV	Elec Day	TOTAL	AV	Elec Day	TOTAL	AV	Elec Day	TOTAL	
CENTER LINE CITY										
01	627	18	41	59	89	227	316	34	189	223
02	420	12	24	36	85	146	231	29	103	132
03	665	11	39	50	90	308	398	27	167	194
04	362	14	31	45	22	158	180	16	99	115
05	384	18	23	41	36	168	204	19	105	124
	2,458	73	158	231	322	1,007	1,329	125	663	788
WARREN										
01	628	11	33	44	55	383	438	20	106	126
02	375	2	25	27	41	176	217	24	94	118
03	799	14	41	55	88	419	507	43	169	212
04	656	5	31	36	65	306	371	37	180	217
05	545	12	22	34	79	257	336	32	121	153
06	819	20	44	64	108	352	460	53	203	256
07	428	7	39	46	33	221	254	13	94	107
08	216	2	18	20	21	129	150	7	36	43
09	352	5	25	30	34	185	219	17	75	92
10	472	8	25	33	32	278	310	10	100	110
11	420	5	30	35	43	215	258	15	96	111
12	336	5	22	27	31	163	194	17	90	107

■ Yellow in the TOTALS column means precinct hasn't reported
 N/A indicates AV (Absentee) results are included in Elec Day results

These same results may also be obtained via:

> Election Telephone Hotline: 586.469.5209



Election Results

Representative in State Legislature

28th District

One 2-year term

Official results, updated November 15, 9:11 AM

[Race List](#) | [Race Summary](#) | [Race Details](#) | [Race Details \(Printer Friendly\)](#)

POLL BOOK TOTALS	Gloria Sankuer (NPA)			Lesia Liss (DEM)			Marc Goodson (REP)		
	AV	Elec Day	TOTAL	AV	Elec Day	TOTAL	AV	Elec Day	TOTAL

CENTER LINE CITY

01	627	18	41	59	89	227	316	34	189	223
02	420	12	24	36	85	146	231	29	103	132
03	665	11	39	50	90	308	398	27	167	194
04	362	14	31	45	22	158	180	16	99	115
05	384	18	23	41	36	168	204	19	105	124
	2,458	73	158	231	322	1,007	1,329	125	663	788

WARREN

01	628	11	33	44	55	383	438	20	106	126
02	375	2	25	27	41	176	217	24	94	118
03	799	14	41	55	88	419	507	43	169	212
04	656	5	31	36	65	306	371	37	180	217
05	545	12	22	34	79	257	336	32	121	153
06	819	20	44	64	108	352	460	53	203	256
07	428	7	39	46	33	221	254	13	94	107
08	216	2	18	20	21	129	150	7	36	43
09	352	5	25	30	34	185	219	17	75	92
10	472	8	25	33	32	278	310	10	100	110
11	420	5	30	35	43	215	258	15	96	111
12	336	5	22	27	31	163	194	17	90	107
13	386	6	30	36	36	148	184	27	125	152
14	659	13	21	34	74	337	411	32	165	197
15	470	9	29	38	45	240	285	17	108	125
16	381	7	25	32	47	176	223	18	90	108
17	738	18	59	77	68	273	341	28	250	278
18	226	3	21	24	25	111	136	9	51	60
19	653	12	29	41	82	272	354	32	187	219
20	963	25	48	73	174	374	548	83	221	304
21	83	2	9	11	4	30	34	9	25	34
22	976	17	49	66	124	372	496	72	293	365
23	878	25	64	89	159	320	479	85	196	281
24	320	13	26	39	42	126	168	22	81	103
25	550	9	29	38	62	179	241	50	197	247
26	392	4	22	26	35	239	274	9	77	86
27	1,058	22	57	79	174	293	467	143	322	465

28	502	18	25	43	81	143	224	62	153	215
34	491	5	25	30	66	187	253	34	151	185
35	942	21	50	71	196	381	577	77	186	263
36	501	12	31	43	54	192	246	44	150	194
37	901	26	51	77	149	306	455	102	227	329
38	364	8	16	24	38	128	166	21	135	156
39	350	3	7	10	24	258	282	10	38	48
40	543	14	21	35	66	183	249	52	177	229
42	509	20	24	44	93	160	253	66	132	198
	19,882	408	1,123	1,531	2,548	8,512	11,060	1,392	5,101	6,493
TOTALS										
	22,340	481	1,281	1,762	2,870	9,519	12,389	1,517	5,764	7,281

■ Yellow in the TOTALS column means precinct hasn't reported
N/A indicates AV (Absentee) results are included in Elec Day results

These same results may also be obtained via:
 > Election Telephone Hotline: 586.469.5209



Election Results

Representative in State Legislature

30th District

One 2-year term

Official results, updated November 15, 9:11 AM

[Race List](#) | [Race Summary](#) | [Race Details](#) | [Race Details \(Printer Friendly\)](#)

POLL BOOK TOTALS	Jeff Farrington (REP)			Ken Lampar (DEM)			
	AV	Elec Day	TOTAL	AV	Elec Day	TOTAL	
STERLING HEIGHTS							
11	998	196	314	510	138	290	428
12	673	98	263	361	85	190	275
13	311	46	111	157	45	92	137
15A	0	0	0	0	0	0	0
17	654	101	253	354	72	191	263
18	703	98	268	366	65	218	283
19	733	105	282	387	99	203	302
20	1,008	164	347	511	140	300	440
21	606	90	184	274	84	205	289
22	489	49	205	254	71	140	211
23	545	49	227	276	60	184	244
24	597	82	232	314	47	203	250
25	773	109	309	418	60	252	312
26	756	112	301	413	86	210	296
27	747	66	315	381	44	274	318
28	859	127	295	422	146	247	393
29	560	52	234	286	58	178	236
30	892	128	428	556	65	214	279
31	862	101	341	442	88	279	367

■ Yellow in the TOTALS column means precinct hasn't reported
 N/A indicates AV (Absentee) results are included in Elec Day results

These same results may also be obtained via:

> Election Telephone Hotline: 586.469.5209



Election Results

Representative in State Legislature

30th District

One 2-year term

Official results, updated November 15, 9:11 AM

[Race List](#) | [Race Summary](#) | [Race Details](#) | [Race Details \(Printer Friendly\)](#)

POLL BOOK TOTALS	Jeff Farrington (REP)			Ken Lampar (DEM)			
	AV	Elec Day	TOTAL	AV	Elec Day	TOTAL	
STERLING HEIGHTS							
11	998	196	314	510	138	290	428
12	673	98	263	361	85	190	275
13	311	46	111	157	45	92	137
15A	0	0	0	0	0	0	0
17	654	101	253	354	72	191	263
18	703	98	268	366	65	218	283
19	733	105	282	387	99	203	302
20	1,008	164	347	511	140	300	440
21	606	90	184	274	84	205	289
22	489	49	205	254	71	140	211
23	545	49	227	276	60	184	244
24	597	82	232	314	47	203	250
25	773	109	309	418	60	252	312
26	756	112	301	413	86	210	296
27	747	66	315	381	44	274	318
28	859	127	295	422	146	247	393
29	560	52	234	286	58	178	236
30	892	128	428	556	65	214	279
31	862	101	341	442	88	279	367
32	1,150	152	478	630	111	348	459
33	853	141	341	482	73	240	313
34	930	121	339	460	111	303	414
35	510	50	185	235	45	199	244
36	329	20	125	145	44	125	169
37	749	137	278	415	83	212	295
38	969	129	414	543	94	291	385
39	558	32	251	283	38	210	248
40	1,103	168	397	565	188	279	467
41	1,199	136	463	599	126	409	535
42	430	95	101	196	85	122	207
43	818	83	337	420	85	274	359
44	483	35	198	233	38	185	223
45	649	71	264	335	73	202	275
48	684	86	232	318	104	225	329

49	856	149	346	495	130	192	322
50	1,564	339	531	870	250	355	605
51	837	191	306	497	111	183	294
52	944	159	361	520	84	299	383
	28,381	4,067	10,856	14,923	3,326	8,523	11,849
UTICA							
01	272	35	101	136	25	98	123
02	666	94	281	375	69	189	258
03	614	80	218	298	63	209	272
	1,552	209	600	809	157	496	653
TOTALS							
	29,933	4,276	11,456	15,732	3,483	9,019	12,502

 Yellow in the TOTALS column means precinct hasn't reported
N/A indicates AV (Absentee) results are included in Elec Day results

These same results may also be obtained via:
 > Election Telephone Hotline: 586.469.5209



Election Results

Representative in State Legislature

31st District
One 2-year term

Official results, updated November 15, 9:11 AM

[Race List](#) | [Race Summary](#) | [Race Details](#) | [Race Details \(Printer Friendly\)](#)

POLL BOOK TOTALS	Dan Elles (NPA)			Dan Tollis (REP)			James Miller (LIB)			Marilyn Lane (DEM)		
	AV	Elec Day	TOTAL	AV	Elec Day	TOTAL	AV	Elec Day	TOTAL	AV	Elec Day	TOTAL

CLINTON TOWNSHIP

02	327	2	6	8	44	117	161	1	11	12	47	82	129
03	559	2	9	11	36	149	185	2	21	23	66	249	315
04	440	7	7	14	61	129	190	2	6	8	71	141	212
05	566	0	3	3	6	35	41	3	10	13	59	445	504
06	756	7	8	15	88	178	266	3	17	20	122	287	409
07	440	2	4	6	62	131	193	5	21	26	55	132	187
08	586	2	8	10	78	180	258	4	21	25	68	184	252
09	441	3	8	11	46	144	190	2	9	11	47	161	208
10	926	6	10	16	209	267	476	8	9	17	178	195	373
11	543	4	11	15	50	169	219	8	26	34	55	189	244
12	368	4	2	6	35	130	165	1	9	10	47	116	163
13	569	0	19	19	38	190	228	2	20	22	42	231	273
14	306	2	7	9	31	111	142	2	8	10	49	81	130
15	626	5	15	20	72	213	285	3	24	27	72	189	261
16	730	4	7	11	135	211	346	5	9	14	137	194	331
17	696	4	7	11	67	177	244	1	12	13	83	308	391
18	681	2	11	13	95	205	300	4	28	32	113	181	294
19	703	1	8	9	168	262	430	11	14	25	98	100	198
20	487	1	7	8	36	106	142	0	13	13	54	239	293

■ Yellow in the TOTALS column means precinct hasn't reported
N/A indicates AV (Absentee) results are included in Elec Day results

These same results may also be obtained via:
> Election Telephone Hotline: 586.469.5209



Election Results

Representative in State Legislature

31st District
One 2-year term

Official results, updated November 15, 9:11 AM

[Race List](#) | [Race Summary](#) | [Race Details](#) | [Race Details \(Printer Friendly\)](#)

POLL BOOK TOTALS	Dan Elles (NPA)			Dan Tollis (REP)			James Miller (LIB)			Marilyn Lane (DEM)		
	AV	Elec Day	TOTAL	AV	Elec Day	TOTAL	AV	Elec Day	TOTAL	AV	Elec Day	TOTAL

CLINTON TOWNSHIP

02	327	2	6	8	44	117	161	1	11	12	47	82	129
03	559	2	9	11	36	149	185	2	21	23	66	249	315
04	440	7	7	14	61	129	190	2	6	8	71	141	212
05	566	0	3	3	6	35	41	3	10	13	59	445	504
06	756	7	8	15	88	178	266	3	17	20	122	287	409
07	440	2	4	6	62	131	193	5	21	26	55	132	187
08	586	2	8	10	78	180	258	4	21	25	68	184	252
09	441	3	8	11	46	144	190	2	9	11	47	161	208
10	926	6	10	16	209	267	476	8	9	17	178	195	373
11	543	4	11	15	50	169	219	8	26	34	55	189	244
12	368	4	2	6	35	130	165	1	9	10	47	116	163
13	569	0	19	19	38	190	228	2	20	22	42	231	273
14	306	2	7	9	31	111	142	2	8	10	49	81	130
15	626	5	15	20	72	213	285	3	24	27	72	189	261
16	730	4	7	11	135	211	346	5	9	14	137	194	331
17	696	4	7	11	67	177	244	1	12	13	83	308	391
18	681	2	11	13	95	205	300	4	28	32	113	181	294
19	703	1	8	9	168	262	430	11	14	25	98	100	198
20	487	1	7	8	36	106	142	0	13	13	54	239	293
21	436	4	9	13	73	104	177	4	10	14	84	128	212
22	712	6	9	15	75	140	215	0	15	15	129	313	442
24	612	3	3	6	94	211	305	0	14	14	93	159	252
26	988	6	5	11	166	345	511	3	16	19	144	257	401
28	232	1	4	5	9	30	39	4	7	11	22	152	174
30	650	8	14	22	95	188	283	6	16	22	81	212	293
31	742	4	15	19	68	266	334	3	21	24	51	288	339
33	971	4	16	20	123	305	428	7	19	26	147	296	443
34	421	4	5	9	21	104	125	1	10	11	38	222	260
40	831	5	8	13	97	316	413	5	16	21	101	215	316
45	803	9	9	18	126	360	486	8	11	19	77	173	250
	18,148	112	254	366	2,304	5,473	7,777	108	443	551	2,430	6,119	8,549

FRASER

01	568	5	16	21	48	189	237	1	10	11	81	205	286
02	924	4	14	18	91	326	417	7	22	29	113	306	419

05	297	2	8	10	23	93	116	0	3	3	57	94	151
06	1,022	1	12	13	113	404	517	7	13	20	103	322	425
07	528	2	10	12	66	146	212	2	11	13	87	188	275
	3,339	14	60	74	341	1,158	1,499	17	59	76	441	1,115	1,556
MOUNT CLEMENS													
01	533	2	6	8	14	51	65	2	9	11	122	316	438
02	772	7	20	27	53	251	304	6	27	33	85	280	365
03	553	2	19	21	36	190	226	3	28	31	49	206	255
04	499	4	22	26	38	148	186	2	20	22	45	197	242
05	517	5	6	11	25	31	56	3	10	13	154	270	424
06	563	4	12	16	35	140	175	5	18	23	68	253	321
08	423	1	13	14	38	126	164	2	12	14	47	161	208
09	859	11	10	21	108	314	422	2	16	18	134	218	352
	4,719	36	108	144	347	1,251	1,598	25	140	165	704	1,901	2,605
TOTALS													
	26,206	162	422	584	2,992	7,882	10,874	150	642	792	3,575	9,135	12,710

■ Yellow in the TOTALS column means precinct hasn't reported
N/A indicates AV (Absentee) results are included in Elec Day results

These same results may also be obtained via:
 > Election Telephone Hotline: 586.469.5209



Election Results

Representative in State Legislature

32nd District

One 2-year term

Official results, updated November 15, 9:11 AM

[Race List](#) | [Race Summary](#) | [Race Details](#) | [Race Details \(Printer Friendly\)](#)

POLL BOOK TOTALS	Andrea LaFontaine (REP)			Jennifer Haase (DEM)			Scott Dudek (LIB)			
	AV	Elec Day	TOTAL	AV	Elec Day	TOTAL	AV	Elec Day	TOTAL	
ARMADA TOWNSHIP										
01	1,315	164	479	643	179	387	566	8	35	43
02	763	80	348	428	72	213	285	8	15	23
	2,078	244	827	1,071	251	600	851	16	50	66
CHESTERFIELD TOWNSHIP										
01	914	114	308	422	130	296	426	6	19	25
02	858	104	319	423	83	284	367	7	39	46
03	1,096	81	449	530	92	400	492	2	36	38
04	271	20	113	133	18	100	118	0	14	14
05	854	121	257	378	127	265	392	9	43	52
06	761	57	304	361	77	264	341	5	22	27
07	956	104	343	447	80	367	447	4	22	26
08	902	87	339	426	105	288	393	9	38	47
09	778	63	296	359	65	295	360	5	32	37
10	1,160	300	373	673	166	240	406	16	29	45
11	598	43	208	251	51	241	292	3	27	30
12	443	66	140	206	62	147	209	3	14	17
13	865	61	334	395	80	317	397	4	32	36
14	468	29	212	241	30	176	206	1	9	10
15	252	4	52	56	9	164	173	0	8	8

■ Yellow in the TOTALS column means precinct hasn't reported
 N/A indicates AV (Absentee) results are included in Elec Day results

These same results may also be obtained via:

> Election Telephone Hotline: 586.469.5209



Election Results

Representative in State Legislature

32nd District

One 2-year term

Official results, updated November 15, 9:11 AM

[Race List](#) | [Race Summary](#) | [Race Details](#) | [Race Details \(Printer Friendly\)](#)

POLL BOOK TOTALS	Andrea LaFontaine (REP)			Jennifer Haase (DEM)			Scott Dudek (LIB)			
	AV	Elec Day	TOTAL	AV	Elec Day	TOTAL	AV	Elec Day	TOTAL	
ARMADA TOWNSHIP										
01	1,315	164	479	643	179	387	566	8	35	43
02	763	80	348	428	72	213	285	8	15	23
	2,078	244	827	1,071	251	600	851	16	50	66
CHESTERFIELD TOWNSHIP										
01	914	114	308	422	130	296	426	6	19	25
02	858	104	319	423	83	284	367	7	39	46
03	1,096	81	449	530	92	400	492	2	36	38
04	271	20	113	133	18	100	118	0	14	14
05	854	121	257	378	127	265	392	9	43	52
06	761	57	304	361	77	264	341	5	22	27
07	956	104	343	447	80	367	447	4	22	26
08	902	87	339	426	105	288	393	9	38	47
09	778	63	296	359	65	295	360	5	32	37
10	1,160	300	373	673	166	240	406	16	29	45
11	598	43	208	251	51	241	292	3	27	30
12	443	66	140	206	62	147	209	3	14	17
13	865	61	334	395	80	317	397	4	32	36
14	468	29	212	241	30	176	206	1	9	10
15	252	4	52	56	9	164	173	0	8	8
16	471	48	150	198	66	167	233	3	17	20
17	242	36	64	100	55	59	114	7	7	14
18	711	42	256	298	46	325	371	2	18	20
19	403	80	139	219	61	86	147	3	16	19
20	655	52	267	319	61	227	288	1	28	29
	13,658	1,512	4,923	6,435	1,464	4,708	6,172	90	470	560
LENOX TOWNSHIP										
01	676	138	257	395	82	135	217	12	27	39
02	830	93	324	417	102	244	346	12	35	47
03	862	39	219	258	150	400	550	3	19	22
04	336	10	128	138	22	153	175	1	15	16
	2,704	280	928	1,208	356	932	1,288	28	96	124
MEMPHIS										
01	263	N/A	142	142	N/A	106	106	N/A	12	12
	263	N/A	142	142	N/A	106	106	N/A	12	12

NEW BALTIMORE										
01	625	42	233	275	70	245	315	4	15	19
02	572	68	204	272	74	180	254	5	22	27
03	1,035	79	395	474	120	379	499	5	28	33
04	834	106	297	403	105	274	379	6	22	28
05	902	91	332	423	87	316	403	8	33	41
	3,968	386	1,461	1,847	456	1,394	1,850	28	120	148
RICHMOND TOWNSHIP										
01	660	N/A	441	441	N/A	197	197	N/A	12	12
02	719	N/A	436	436	N/A	239	239	N/A	27	27
	1,379	N/A	877	877	N/A	436	436	N/A	39	39
RICHMOND CITY										
01	1,140	147	410	557	154	369	523	6	35	41
02	826	77	334	411	92	269	361	9	27	36
	1,966	224	744	968	246	638	884	15	62	77
TOTALS										
	26,016	2,646	9,902	12,548	2,773	8,814	11,587	177	849	1,026

 Yellow in the TOTALS column means precinct hasn't reported
 N/A indicates AV (Absentee) results are included in Elec Day results

These same results may also be obtained via:
 > Election Telephone Hotline: 586.469.5209



Election Results

Representative in State Legislature 33rd District One 2-year term

Official results, updated November 15, 9:11 AM

[Race List](#) | [Race Summary](#) | [Race Details](#) | [Race Details \(Printer Friendly\)](#)

POLL BOOK TOTALS	Andrew Prasiloski (DEM)			Ken Goike (REP)			
	AV	Elec Day	TOTAL	AV	Elec Day	TOTAL	
CLINTON TOWNSHIP							
01	720	98	152	250	174	247	421
23	1,042	120	240	360	218	385	603
25	597	66	166	232	109	220	329
27	722	103	151	254	161	248	409
29	1,016	98	196	294	214	434	648
32	589	70	117	187	132	230	362
35	1,260	228	228	456	328	382	710
36	823	81	273	354	143	286	429
37	1,079	173	260	433	222	328	550
38	709	49	152	201	105	362	467
39	678	105	135	240	130	264	394
41	716	104	146	250	122	286	408
42	856	116	288	404	133	265	398
43	303	26	50	76	77	134	211
44	1,080	139	203	342	265	394	659
46	912	153	200	353	310	200	510
	13,102	1,729	2,957	4,686	2,843	4,665	7,508
MACOMB TOWNSHIP							
01	665	53	119	172	80	377	457

■ Yellow in the TOTALS column means precinct hasn't reported
N/A indicates AV (Absentee) results are included in Elec Day results

These same results may also be obtained via:
> Election Telephone Hotline: 586.469.5209



Election Results

Representative in State Legislature

33rd District

One 2-year term

Official results, updated November 15, 9:11 AM

[Race List](#) | [Race Summary](#) | [Race Details](#) | [Race Details \(Printer Friendly\)](#)

POLL BOOK TOTALS	Andrew Prasiloski (DEM)			Ken Goike (REP)			
	AV	Elec Day	TOTAL	AV	Elec Day	TOTAL	
CLINTON TOWNSHIP							
01	720	98	152	250	174	247	421
23	1,042	120	240	360	218	385	603
25	597	66	166	232	109	220	329
27	722	103	151	254	161	248	409
29	1,016	98	196	294	214	434	648
32	589	70	117	187	132	230	362
35	1,260	228	228	456	328	382	710
36	823	81	273	354	143	286	429
37	1,079	173	260	433	222	328	550
38	709	49	152	201	105	362	467
39	678	105	135	240	130	264	394
41	716	104	146	250	122	286	408
42	856	116	288	404	133	265	398
43	303	26	50	76	77	134	211
44	1,080	139	203	342	265	394	659
46	912	153	200	353	310	200	510
	13,102	1,729	2,957	4,686	2,843	4,665	7,508
MACOMB TOWNSHIP							
01	665	53	119	172	80	377	457
02	788	49	157	206	146	377	523
03	677	32	150	182	60	407	467
04	839	62	206	268	79	439	518
05	740	55	162	217	122	364	486
06	773	90	170	260	148	313	461
07	742	37	188	225	114	348	462
08	689	55	173	228	99	315	414
09	651	27	156	183	83	357	440
10	545	42	197	239	57	222	279
11	997	46	240	286	133	525	658
12	794	69	205	274	129	338	467
13	804	29	191	220	73	451	524
14	927	53	204	257	113	481	594
15	906	89	170	259	220	380	600
16	1,002	44	191	235	94	625	719

17	801	30	221	251	97	408	505
18	536	47	200	247	66	193	259
19	307	19	126	145	31	120	151
20	779	38	173	211	105	425	530
21	937	88	192	280	198	397	595
22	929	88	183	271	196	402	598
23	871	91	128	219	284	334	618
24	691	42	129	171	183	300	483
25	509	21	137	158	41	278	319
26	494	29	136	165	63	234	297
27	491	19	98	117	68	281	349
28	475	17	106	123	51	270	321
29	669	29	211	240	42	343	385
30	761	44	169	213	97	407	504
31	394	40	51	91	87	196	283
32	665	14	158	172	66	387	453
33	586	76	127	203	90	246	336
34	663	46	158	204	66	363	429
35	504	23	168	191	53	239	292
	24,601	1,633	5,750	7,383	3,634	12,142	15,776
RAY TOWNSHIP							
01	645	35	73	108	130	382	512
02	871	48	114	162	193	480	673
	1,516	83	187	270	323	862	1,185
TOTALS							
	39,219	3,445	8,894	12,339	6,800	17,669	24,469

■ Yellow in the TOTALS column means precinct hasn't reported
N/A indicates AV (Absentee) results are included in Elec Day results

These same results may also be obtained via:
 > Election Telephone Hotline: 586.469.5209



Election Results

Representative in State Legislature

36th District

One 2-year term

Official results, updated November 15, 9:11 AM

[Race List](#) | [Race Summary](#) | [Race Details](#) | [Race Details \(Printer Friendly\)](#)

POLL BOOK TOTALS	Pete Lund (REP)			Robert Murphy (DEM)			
	AV	Elec Day	TOTAL	AV	Elec Day	TOTAL	
BRUCE TOWNSHIP							
01	743	133	281	414	66	194	260
02	1,386	288	704	992	69	229	298
03	713	160	289	449	60	159	219
04	870	162	420	582	46	185	231
	3,712	743	1,694	2,437	241	767	1,008
SHELBY TOWNSHIP							
01	1,294	258	680	938	88	208	296
02	1,008	201	448	649	79	221	300
03	495	73	240	313	33	123	156
04	891	206	402	608	47	179	226
05	1,219	275	485	760	125	277	402
06	618	52	270	322	33	233	266
07	1,062	256	440	696	119	182	301
08	533	120	236	356	45	107	152
09	523	51	233	284	33	170	203
10	717	137	304	441	66	160	226
11	757	113	314	427	82	190	272
12	741	170	328	498	50	142	192
13	545	140	228	368	60	90	150

■ Yellow in the TOTALS column means precinct hasn't reported
 N/A indicates AV (Absentee) results are included in Elec Day results

These same results may also be obtained via:

> Election Telephone Hotline: 586.469.5209



Election Results

Representative in State Legislature

36th District

One 2-year term

Official results, updated November 15, 9:11 AM

[Race List](#) | [Race Summary](#) | [Race Details](#) | [Race Details \(Printer Friendly\)](#)

	POLL BOOK TOTALS	Pete Lund (REP)			Robert Murphy (DEM)		
		AV	Elec Day	TOTAL	AV	Elec Day	TOTAL
BRUCE TOWNSHIP							
01	743	133	281	414	66	194	260
02	1,386	288	704	992	69	229	298
03	713	160	289	449	60	159	219
04	870	162	420	582	46	185	231
	3,712	743	1,694	2,437	241	767	1,008
SHELBY TOWNSHIP							
01	1,294	258	680	938	88	208	296
02	1,008	201	448	649	79	221	300
03	495	73	240	313	33	123	156
04	891	206	402	608	47	179	226
05	1,219	275	485	760	125	277	402
06	618	52	270	322	33	233	266
07	1,062	256	440	696	119	182	301
08	533	120	236	356	45	107	152
09	523	51	233	284	33	170	203
10	717	137	304	441	66	160	226
11	757	113	314	427	82	190	272
12	741	170	328	498	50	142	192
13	545	140	228	368	60	90	150
14	887	137	455	592	73	178	251
15	549	95	249	344	57	110	167
16	1,331	366	620	986	90	176	266
17	1,251	186	674	860	83	241	324
18	646	133	280	413	73	111	184
19	688	151	326	477	41	146	187
20	545	85	215	300	80	130	210
21	420	31	131	162	28	208	236
22	1,442	367	659	1,026	110	226	336
23	1,222	290	605	895	77	184	261
24	1,464	395	717	1,112	91	189	280
25	1,022	285	426	711	74	188	262
26	824	264	192	456	165	162	327
27	914	181	340	521	91	254	345
28	1,217	363	358	721	233	188	421

29	599	54	326	380	22	149	171
	25,424	5,435	11,181	16,616	2,248	5,122	7,370
WASHINGTON TOWNSHIP							
01	678	107	289	396	70	151	221
02	1,341	348	490	838	151	265	416
03	1,099	266	491	757	71	211	282
04	820	122	338	460	78	239	317
05	1,186	272	547	819	94	192	286
06	1,229	378	504	882	113	144	257
07	1,196	301	549	850	85	193	278
08	1,017	247	415	662	108	178	286
09	1,192	154	652	806	90	216	306
	9,758	2,195	4,275	6,470	860	1,789	2,649
TOTALS							
	38,894	8,373	17,150	25,523	3,349	7,678	11,027

■ Yellow in the TOTALS column means precinct hasn't reported
N/A indicates AV (Absentee) results are included in Elec Day results

These same results may also be obtained via:
 > Election Telephone Hotline: 586.469.5209



Election Results

Representative in State Legislature

42nd District

One 2-year term

Official results, updated November 15, 9:11 AM

[Race List](#) | [Race Summary](#) | [Race Details](#) | [Race Details \(Printer Friendly\)](#)

POLL BOOK TOTALS	Harold L. Haugh (DEM)			Stuart K. Jason (REP)			Terry W. Mulawa (LIB)			
	AV	Elec Day	TOTAL	AV	Elec Day	TOTAL	AV	Elec Day	TOTAL	
EASTPOINTE										
01	635	74	329	403	17	161	178	2	21	23
02	611	90	276	366	38	142	180	5	25	30
03	788	87	389	476	51	184	235	3	33	36
04	759	83	338	421	51	212	263	5	26	31
05	666	57	310	367	41	184	225	1	31	32
07	937	113	661	774	20	85	105	4	15	19
08	757	98	496	594	30	84	114	4	11	15
09	767	78	386	464	35	185	220	3	38	41
10	860	117	414	531	55	187	242	4	22	26
11	598	87	257	344	38	150	188	3	23	26
12	681	74	325	399	42	168	210	2	15	17
13	688	95	265	360	71	196	267	8	16	24
14	1,156	154	649	803	98	187	285	7	16	23
	9,903	1,207	5,095	6,302	587	2,125	2,712	51	292	343
FRASER										
03	1,088	210	344	554	120	302	422	6	29	35
04	765	101	248	349	77	256	333	5	26	31
	1,853	311	592	903	197	558	755	11	55	66
ROSEVILLE										

■ Yellow in the TOTALS column means precinct hasn't reported
 N/A indicates AV (Absentee) results are included in Elec Day results

These same results may also be obtained via:

> Election Telephone Hotline: 586.469.5209



Election Results

Representative in State Legislature

42nd District

One 2-year term

Official results, updated November 15, 9:11 AM

[Race List](#) | [Race Summary](#) | [Race Details](#) | [Race Details \(Printer Friendly\)](#)

POLL BOOK TOTALS	Harold L. Haugh (DEM)			Stuart K. Jason (REP)			Terry W. Mulawa (LIB)			
	AV	Elec Day	TOTAL	AV	Elec Day	TOTAL	AV	Elec Day	TOTAL	
EASTPOINTE										
01	635	74	329	403	17	161	178	2	21	23
02	611	90	276	366	38	142	180	5	25	30
03	788	87	389	476	51	184	235	3	33	36
04	759	83	338	421	51	212	263	5	26	31
05	666	57	310	367	41	184	225	1	31	32
07	937	113	661	774	20	85	105	4	15	19
08	757	98	496	594	30	84	114	4	11	15
09	767	78	386	464	35	185	220	3	38	41
10	860	117	414	531	55	187	242	4	22	26
11	598	87	257	344	38	150	188	3	23	26
12	681	74	325	399	42	168	210	2	15	17
13	688	95	265	360	71	196	267	8	16	24
14	1,156	154	649	803	98	187	285	7	16	23
	9,903	1,207	5,095	6,302	587	2,125	2,712	51	292	343
FRASER										
03	1,088	210	344	554	120	302	422	6	29	35
04	765	101	248	349	77	256	333	5	26	31
	1,853	311	592	903	197	558	755	11	55	66
ROSEVILLE										
01	373	56	150	206	21	108	129	2	17	19
02	495	78	214	292	47	121	168	3	10	13
03	746	145	349	494	45	157	202	7	18	25
04	546	123	205	328	42	139	181	1	11	12
05	858	149	383	532	60	201	261	7	23	30
06	612	75	283	358	21	185	206	4	29	33
07	372	40	167	207	29	113	142	0	10	10
08	652	103	287	390	31	178	209	2	19	21
09	619	108	255	363	55	162	217	7	13	20
10	370	59	160	219	27	96	123	2	18	20
11	432	78	166	244	30	123	153	2	14	16
12	461	83	187	270	30	123	153	5	19	24
13	396	71	169	240	21	103	124	2	12	14
14	682	111	301	412	46	159	205	3	30	33
15	992	209	458	667	73	198	271	9	23	32

16	986	180	451	631	58	219	277	13	30	43
17	572	77	253	330	26	180	206	1	13	14
18	735	150	343	493	63	146	209	1	9	10
19	472	62	207	269	23	136	159	1	21	22
20	558	80	233	313	50	148	198	4	16	20
21	752	110	355	465	55	182	237	3	14	17
	12,681	2,147	5,576	7,723	853	3,177	4,030	79	369	448
TOTALS										
	24,437	3,665	11,263	14,928	1,637	5,860	7,497	141	716	857

■ Yellow in the TOTALS column means precinct hasn't reported
N/A indicates AV (Absentee) results are included in Elec Day results

These same results may also be obtained via:
 > Election Telephone Hotline: 586.469.5209



Election Results

Member of the State Board of Education Two 8-year terms

Official results, updated November 15, 9:11 AM

[Race List](#) | [Race Summary](#) | [Race Details](#) | [Race Details \(Printer Friendly\)](#)

POLL BOOK TOTALS	Bill Hall (LIB)			Dick Gach (LIB)			Eileen Weiser (REP)			Elizabeth W. Bauer (DEM)			Karen Adams (UST)			L
	AV	Elec Day	TOTAL	AV	Elec Day	TOTAL	AV	Elec Day	TOTAL	AV	Elec Day	TOTAL	AV	Elec Day	TOTAL	
ARMADA TOWNSHIP																
01	1,315	6	35	41	7	21	28	195	463	658	107	258	365	18	37	55
02	763	3	18	21	4	8	12	76	314	390	52	152	204	8	28	36
	2,078	9	53	62	11	29	40	271	777	1,048	159	410	569	26	65	91
BRUCE TOWNSHIP																
01	743	2	9	11	1	5	6	105	238	343	71	200	271	6	13	19
02	1,386	11	22	33	8	14	22	250	595	845	77	223	300	9	33	42
03	713	3	14	17	6	11	17	122	263	385	63	128	191	8	15	23
04	870	2	17	19	2	5	7	132	360	492	44	181	225	10	29	39
	3,712	18	62	80	17	35	52	609	1,456	2,065	255	732	987	33	90	123
CENTER LINE CITY																
01	627	0	20	20	0	12	12	43	197	240	79	208	287	3	20	23
02	420	1	11	12	0	8	8	40	108	148	73	140	213	7	13	20
03	665	2	14	16	0	14	14	48	171	219	76	291	367	7	21	28
04	362	0	7	7	0	4	4	26	111	137	25	144	169	5	16	21
05	384	4	12	16	2	9	11	27	111	138	36	151	187	3	13	16
	2,458	7	64	71	2	47	49	184	698	882	289	934	1,223	25	83	108
CHESTERFIELD TOWNSHIP																

 Yellow in the TOTALS column means precinct hasn't reported
 N/A indicates AV (Absentee) results are included in Elec Day results

These same results may also be obtained via:
 > Election Telephone Hotline: 586.469.5209



Election Results

Regent of the University of Michigan Two 8-year terms

Official results, updated November 15, 9:11 AM

[Race List](#) | [Race Summary](#) | [Race Details](#) | [Race Details \(Printer Friendly\)](#)

POLL BOOK TOTALS	Andrea Fischer Newman (REP)			Andrew C. Richner (REP)			Diana Demers (GRN)			Greg Stephens (DEM)			James Lewis Hudl (LIB)		
	AV	Elec Day	TOTAL	AV	Elec Day	TOTAL	AV	Elec Day	TOTAL	AV	Elec Day	TOTAL	AV	Elec Day	TOTAL
ARMADA TOWNSHIP															
01	1,315	167	450	617	164	423	587	7	28	35	79	210	289	10	27
02	763	72	305	377	69	303	372	5	12	17	42	124	166	3	14
	2,078	239	755	994	233	726	959	12	40	52	121	334	455	13	41
BRUCE TOWNSHIP															
01	743	101	225	326	99	205	304	5	13	18	59	150	209	2	9
02	1,386	239	555	794	227	539	766	6	20	26	57	146	203	9	19
03	713	117	239	356	124	230	354	5	10	15	48	105	153	5	10
04	870	128	358	486	119	338	457	4	10	14	29	128	157	2	6
	3,712	585	1,377	1,962	569	1,312	1,881	20	53	73	193	529	722	18	44
CENTER LINE CITY															
01	627	41	183	224	42	182	224	2	22	24	69	173	242	0	16
02	420	36	106	142	33	100	133	3	9	12	72	118	190	1	10
03	665	44	168	212	34	157	191	3	15	18	69	271	340	1	13
04	362	25	101	126	26	103	129	2	10	12	19	130	149	0	8
05	384	26	101	127	23	94	117	6	12	18	31	145	176	2	7
	2,458	172	659	831	158	636	794	16	68	84	260	837	1,097	4	54
CHESTERFIELD TOWNSHIP															

■ Yellow in the TOTALS column means precinct hasn't reported
N/A indicates AV (Absentee) results are included in Elec Day results

These same results may also be obtained via:
> Election Telephone Hotline: 586.469.5209

47	605	74	180	254	78	170	248	2	18	20	56	120	176	2	21	23	8	12	20	3	26	29	0	9	9	5	11	16	57	131	188	
48	983	125	274	399	111	259	370	4	20	24	131	234	365	6	18	24	7	15	22	7	12	19	2	8	10	5	18	23	129	244	373	
49	1,195	164	340	504	153	313	466	3	28	31	153	285	438	3	28	31	6	22	28	5	36	41	0	26	26	6	21	27	155	297	452	
50	982	105	275	380	100	252	352	4	21	25	109	301	410	1	15	16	3	16	19	1	14	15	3	10	13	4	13	17	114	309	423	
51	1,260	205	352	557	192	329	521	17	19	36	205	233	438	5	15	20	8	20	28	4	17	21	7	17	24	6	15	21	208	245	453	
52	766	92	242	334	89	217	306	2	17	19	79	154	233	5	13	18	1	14	15	2	14	16	1	12	13	3	12	15	86	163	249	
53	985	142	299	441	132	279	411	8	25	33	107	212	319	1	13	14	2	19	21	2	13	15	4	19	23	4	21	25	113	216	329	
54	900	152	239	391	142	222	364	7	11	18	93	223	316	3	10	13	5	11	16	5	10	15	5	13	18	6	11	17	89	222	311	
55	979	105	325	430	94	301	395	6	23	29	59	246	305	2	22	24	10	24	34	1	22	23	4	17	21	9	17	26	65	263	328	
56	498	47	162	209	42	142	184	1	6	7	62	128	190	1	7	8	2	15	17	1	2	3	1	5	6	3	9	12	65	144	209	
57	855	81	262	343	78	247	325	6	15	21	91	206	297	6	18	24	8	18	26	3	18	21	2	13	15	6	24	30	86	226	312	
58	1,258	139	355	494	132	317	449	7	26	33	141	322	463	4	33	37	10	27	37	3	35	38	2	21	23	9	26	35	141	343	484	
	38,831	4,048	10,386	14,434	3,810	9,706	13,516	227	893	1,120	4,211	11,763	15,974	129	733	862	264	812	1,076	134	822	956	121	633	754	244	746	990	4,248	12,245	16,493	
WASHINGTON TOWNSHIP																																
01	678	83	214	297	80	205	285	1	15	16	56	118	174	1	9	10	6	12	18	1	15	16	2	15	17	4	13	17	64	129	193	
02	1,341	289	400	689	281	384	665	7	19	26	134	197	331	10	30	40	16	28	44	11	31	42	3	18	21	13	21	34	135	220	355	
03	1,099	233	399	632	212	387	599	3	17	20	54	143	197	5	15	20	7	16	23	5	18	23	4	10	14	7	23	30	65	166	231	
04	820	90	273	363	91	259	350	6	15	21	71	187	258	2	16	18	9	22	31	2	14	16	6	15	21	14	15	29	76	202	278	
05	1,186	228	444	672	227	428	655	6	19	25	73	142	215	4	16	20	7	17	24	2	19	21	2	11	13	5	21	26	83	167	250	
06	1,229	312	417	729	301	400	701	7	16	23	104	104	208	7	11	18	17	17	34	7	14	21	5	11	16	18	22	40	103	111	214	
07	1,196	235	457	692	242	434	676	5	19	24	72	155	227	11	20	31	11	23	34	10	16	26	4	10	14	11	21	32	79	164	243	
08	1,017	206	343	549	199	334	533	6	13	19	93	122	215	5	17	22	8	17	25	3	21	24	4	11	15	10	16	26	105	137	242	
09	1,192	119	537	656	119	519	638	2	16	18	68	163	231	5	19	24	14	28	42	4	20	24	4	15	19	15	24	39	75	173	248	
	9,758	1,795	3,484	5,279	1,752	3,350	5,102	43	149	192	725	1,331	2,056	50	153	203	95	180	275	45	168	213	34	116	150	97	176	273	785	1,469	2,254	
TOTALS																																
	271,263	34,520	84,826	119,346	32,638	80,009	112,647	1,594	5,534	7,128	24,676	64,435	89,111	1,091	4,890	5,981	2,115	5,435	7,550	1,144	5,280	6,424	906	3,989	4,895	2,078	5,164	7,242	25,548	67,977	93,525	

Yellow in the TOTALS column means precinct hasn't reported
 N/A indicates AV (Absentee) results are included in Elec Day results

These same results may also be obtained via:
 > Election Telephone Hotline: 586.469.5209



Election Results

Trustee of Michigan State University Two 8-year terms

Official results, updated November 15, 9:11 AM

[Race List](#) | [Race Summary](#) | [Race Details](#) | [Race Details \(Printer Friendly\)](#)

POLL BOOK TOTALS	Bob Czak (UST)			Brian Breslin (REP)			Christine C. Schwartz (UST)			Colleen McNamara (DEM)			Dan Johnson (LIB)			
	AV	Elec Day	TOTAL	AV	Elec Day	TOTAL	AV	Elec Day	TOTAL	AV	Elec Day	TOTAL	AV	Elec Day	TOTAL	
ARMADA TOWNSHIP																
01	1,315	19	24	43	162	443	605	19	33	52	94	241	335	12	32	44
02	763	4	14	18	78	309	387	6	23	29	49	134	183	4	17	21
	2,078	23	38	61	240	752	992	25	56	81	143	375	518	16	49	65
BRUCE TOWNSHIP																
01	743	2	15	17	96	220	316	6	16	22	66	181	247	2	8	10
02	1,386	10	28	38	238	562	800	9	45	54	75	195	270	8	17	25
03	713	7	17	24	122	241	363	12	20	32	59	117	176	6	13	19
04	870	7	17	24	131	360	491	8	23	31	42	157	199	1	7	8
	3,712	26	77	103	587	1,383	1,970	35	104	139	242	650	892	17	45	62
CENTER LINE CITY																
01	627	3	19	22	40	189	229	6	20	26	75	195	270	0	15	15
02	420	6	5	11	37	109	146	8	11	19	75	140	215	2	10	12
03	665	4	12	16	37	166	203	8	19	27	72	286	358	1	16	17
04	362	3	10	13	25	114	139	3	11	14	21	140	161	0	9	9
05	384	5	8	13	25	100	125	6	12	18	33	152	185	3	10	13
	2,458	21	54	75	164	678	842	31	73	104	276	913	1,189	6	60	66
CHESTERFIELD TOWNSHIP																

■ Yellow in the TOTALS column means precinct hasn't reported
 N/A indicates AV (Absentee) results are included in Elec Day results

These same results may also be obtained via:
 > Election Telephone Hotline: 586.469.5209



Trustee of Michigan State University Two 8-year terms

Official results, updated November 15, 9:11 AM

[Race List](#) | [Race Summary](#) | [Race Details](#) | [Race Details \(Printer Friendly\)](#)

POLL BOOK TOTALS	Bob Czak (UST)			Brian Breslin (REP)			Christine C. Schwartz (UST)			Colleen McNamara (DEM)			Dan Johnson (LIB)			Dennis Denno (DEM)			Michael H. Miller (LIB)			Mitch Lyons (REP)			Surjit Singh Dulai (GRN)			
	AV	Elec Day	TOTAL	AV	Elec Day	TOTAL	AV	Elec Day	TOTAL	AV	Elec Day	TOTAL	AV	Elec Day	TOTAL	AV	Elec Day	TOTAL	AV	Elec Day	TOTAL	AV	Elec Day	TOTAL	AV	Elec Day	TOTAL	
ARMADA TOWNSHIP																												
01	1,315	19	24	43	162	443	605	19	33	52	94	241	335	12	32	44	77	203	280	7	32	39	163	414	577	2	19	21
02	763	4	14	18	78	309	387	6	23	29	49	134	183	4	17	21	47	120	167	4	18	22	64	305	369	3	9	12
	2,078	23	38	61	240	752	992	25	56	81	143	375	518	16	49	65	124	323	447	11	50	61	227	719	946	5	28	33
BRUCE TOWNSHIP																												
01	743	2	15	17	96	220	316	6	16	22	66	181	247	2	8	10	55	152	207	5	8	13	99	209	308	4	10	14
02	1,386	10	28	38	238	562	800	9	45	54	75	195	270	8	17	25	58	153	211	7	24	31	231	528	759	3	9	12
03	713	7	17	24	122	241	363	12	20	32	59	117	176	6	13	19	46	105	151	8	15	23	114	229	343	3	4	7
04	870	7	17	24	131	360	491	8	23	31	42	157	199	1	7	8	31	138	169	2	10	12	126	339	465	2	4	6
	3,712	26	77	103	587	1,383	1,970	35	104	139	242	650	892	17	45	62	190	548	738	22	57	79	570	1,305	1,875	12	27	39
CENTER LINE CITY																												
01	627	3	19	22	40	189	229	6	20	26	75	195	270	0	15	15	73	168	241	2	14	16	39	183	222	2	5	7
02	420	6	5	11	37	109	146	8	11	19	75	140	215	2	10	12	71	120	191	0	9	9	32	94	126	1	4	5
03	665	4	12	16	37	166	203	8	19	27	72	286	358	1	16	17	67	262	329	1	16	17	40	153	193	1	7	8
04	362	3	10	13	25	114	139	3	11	14	21	140	161	0	9	9	20	118	138	0	7	7	25	97	122	0	4	4
05	384	5	8	13	25	100	125	6	12	18	33	152	185	3	10	13	29	139	168	2	10	12	24	99	123	2	4	6
	2,458	21	54	75	164	678	842	31	73	104	276	913	1,189	6	60	66	260	807	1,067	5	56	61	160	626	786	6	24	30
CHESTERFIELD TOWNSHIP																												
01	914	9	17	26	118	295	413	12	19	31	111	234	345	1	18	19	96	213	309	2	15	17	109	280	389	2	5	7
02	858	4	16	20	94	296	390	9	27	36	58	204	262	7	35	42	50	181	231	8	25	33	101	297	398	3	7	10
03	1,096	4	31	35	92	432	524	3	37	40	58	297	355	4	26	30	57	260	317	4	25	29	90	408	498	1	12	13
04	271	1	4	5	22	119	141	1	12	13	13	65	78	0	5	5	11	58	69	0	4	4	15	109	124	0	2	2
05	854	10	12	22	120	247	367	14	23	37	101	189	290	6	23	29	78	153	231	3	27	30	104	229	333	0	10	10
06	761	6	15	21	62	300	362	6	19	25	52	182	234	1	17	18	52	171	223	1	16	17	68	296	364	1	2	3
07	956	4	21	25	99	329	428	7	28	35	50	259	309	4	22	26	47	225	272	3	22	25	105	313	418	1	10	11
08	902	8	24	32	91	304	395	10	34	44	72	199	271	7	38	45	63	176	239	7	33	40	88	294	382	0	7	7
09	778	4	17	21	63	287	350	4	21	25	47	225	272	7	17	24	39	187	226	11	20	31	58	269	327	0	6	6
10	1,160	15	19	34	291	365	656	18	29	47	140	175	315	11	11	22	105	154	259	11	17	28	286	338	624	3	3	6
11	598	2	17	19	43	194	237	2	20	22	38	177	215	2	25	27	29	157	186	2	27	29	40	184	224	0	5	5
12	443	3	7	10	59	138	197	8	12	20	47	110	157	2	6	8	41	92	133	2	10	12	57	137	194	0	3	3
13	865	5	14	19	63	328	391	5	30	35	65	223	288	3	21	24	56	193	249	1	15	16	61	317	378	0	4	4
14	468	4	13	17	27	198	225	3	13	16	23	128	151	1	8	9	18	109	127	2	12	14	23	197	220	0	4	4
15	252	0	3	3	6	45	51	0	3	3	6	161	167	0	7	7	6	154	160	0	5	5	6	46	52	0	5	5
16	471	2	17	19	51	156	207	5	15	20	51	129	180	2	9	11	44	108	152	2	9	11	45	145	190	3	2	5
17	242	4	6	10	40	59	99	5	3	8	45	42	87	2	9	11	42	30	72	2	6	8	35	49	84	0	4	4
18	711	1	20	21	45	236	281	2	22	24	34	264	298	1	15	16	28	245	273	0	13	13	44	224	268	5	9	14
19	403	3	8	11	71	131	202	4	19	23	55	66	121	1	11	12	50	58	108	2	10	12	73	115	188	0	2	2
20	655	0	22	22	53	255	308	2	25	27	47	153	200	2	20	22	39	136	175	1	25	26	47	234	281	2	6	8

	1,017	8	15	23	207	339	546	8	22	30	120	160	280	6	21	27	92	125	217	7	21	28	189	320	509	2	6	8
09	1,192	13	20	33	123	552	675	15	26	41	84	195	279	6	18	24	66	163	229	6	20	26	112	507	619	1	11	12
	9,758	89	149	238	1,791	3,532	5,323	101	235	336	877	1,600	2,477	48	174	222	733	1,334	2,067	56	161	217	1,715	3,323	5,038	19	74	93
TOTALS																												
	271,263	1,970	5,201	7,171	34,029	84,466	118,495	2,721	7,137	9,858	28,311	72,358	100,669	1,270	5,483	6,753	24,417	64,575	88,992	1,188	5,455	6,643	31,958	79,361	111,319	585	2,788	3,373

Yellow in the TOTALS column means precinct hasn't reported
 N/A indicates AV (Absentee) results are included in Elec Day results

These same results may also be obtained via:
 > Election Telephone Hotline: 586.469.5209



Election Results

Governor of Wayne State University Two 8-year terms

Official results, updated November 15, 9:12 AM

[Race List](#) | [Race Summary](#) | [Race Details](#) | [Race Details \(Printer Friendly\)](#)

POLL BOOK TOTALS	Bill Mohr II (UST)			Brenda Moon (DEM)			Danialle Karmanos (REP)			Diane Dunaskiss (REP)			Doug Dern (NLP)			
	AV	Elec Day	TOTAL	AV	Elec Day	TOTAL	AV	Elec Day	TOTAL	AV	Elec Day	TOTAL	AV	Elec Day	TOTAL	
ARMADA TOWNSHIP																
01	1,315	16	25	41	82	208	290	172	437	609	154	424	578	2	14	16
02	763	5	16	21	40	123	163	77	306	383	66	304	370	0	5	5
	2,078	21	41	62	122	331	453	249	743	992	220	728	948	2	19	21
BRUCE TOWNSHIP																
01	743	5	9	14	55	159	214	100	224	324	96	216	312	1	3	4
02	1,386	7	31	38	52	159	211	244	568	812	235	542	777	1	3	4
03	713	10	19	29	46	109	155	121	249	370	111	228	339	1	5	6
04	870	9	22	31	32	140	172	131	346	477	126	334	460	1	5	6
	3,712	31	81	112	185	567	752	596	1,387	1,983	568	1,320	1,888	4	16	20
CENTER LINE CITY																
01	627	4	11	15	70	173	243	43	189	232	40	179	219	0	5	5
02	420	2	5	7	71	136	207	37	109	146	31	99	130	2	3	5
03	665	4	8	12	70	270	340	40	174	214	43	167	210	1	7	8
04	362	1	9	10	19	129	148	27	106	133	25	105	130	0	5	5
05	384	1	10	11	31	141	172	31	107	138	25	103	128	0	2	2
	2,458	12	43	55	261	849	1,110	178	685	863	164	653	817	3	22	25
CHESTERFIELD TOWNSHIP																

■ Yellow in the TOTALS column means precinct hasn't reported
 N/A indicates AV (Absentee) results are included in Elec Day results

These same results may also be obtained via:
 > Election Telephone Hotline: 586.469.5209

■ Yellow in the TOTALS column means precinct hasn't reported
N/A indicates AV (Absentee) results are included in Elec Day results

These same results may also be obtained via:
> Election Telephone Hotline: 586.469.5209



Election Results

County Executive One 4-year term

Official results, updated November 15, 9:12 AM

[Race List](#) | [Race Summary](#) | [Race Details](#) | [Race Details \(Printer Friendly\)](#)

POLL BOOK TOTALS	Erin A. Stahl (LIB)			Mark A. Hackel (DEM)			Randell J. Shafer (REP)			
	AV	Elec Day	TOTAL	AV	Elec Day	TOTAL	AV	Elec Day	TOTAL	
ARMADA TOWNSHIP										
01	1,315	7	31	38	231	571	802	115	317	432
02	763	8	20	28	105	347	452	49	218	267
	2,078	15	51	66	336	918	1,254	164	535	699
BRUCE TOWNSHIP										
01	743	6	14	20	125	332	457	78	156	234
02	1,386	13	24	37	191	555	746	171	395	566
03	713	14	15	29	141	293	434	80	155	235
04	870	6	14	20	119	357	476	95	256	351
	3,712	39	67	106	576	1,537	2,113	424	962	1,386
CENTER LINE CITY										
01	627	1	18	19	121	319	440	19	133	152
02	420	5	14	19	98	197	295	25	70	95
03	665	1	17	18	112	380	492	18	124	142
04	362	2	15	17	42	209	251	11	72	83
05	384	6	11	17	57	210	267	13	81	94
	2,458	15	75	90	430	1,315	1,745	86	480	566
CHESTERFIELD TOWNSHIP										
01	914	8	25	33	190	398	588	62	216	278
02	858	6	28	34	110	393	503	79	217	296

■ Yellow in the TOTALS column means precinct hasn't reported
 N/A indicates AV (Absentee) results are included in Elec Day results

These same results may also be obtained via:
 > Election Telephone Hotline: 586.469.5209



Election Results

County Executive One 4-year term

Official results, updated November 15, 9:12 AM

[Race List](#) | [Race Summary](#) | [Race Details](#) | [Race Details \(Printer Friendly\)](#)

POLL BOOK TOTALS	Erin A. Stahl (LIB)				Mark A. Hackel (DEM)			Randell J. Shafer (REP)		
	AV	Elec Day	TOTAL		AV	Elec Day	TOTAL	AV	Elec Day	TOTAL
ARMADA TOWNSHIP										
01	1,315	7	31	38	231	571	802	115	317	432
02	763	8	20	28	105	347	452	49	218	267
	2,078	15	51	66	336	918	1,254	164	535	699
BRUCE TOWNSHIP										
01	743	6	14	20	125	332	457	78	156	234
02	1,386	13	24	37	191	555	746	171	395	566
03	713	14	15	29	141	293	434	80	155	235
04	870	6	14	20	119	357	476	95	256	351
	3,712	39	67	106	576	1,537	2,113	424	962	1,386
CENTER LINE CITY										
01	627	1	18	19	121	319	440	19	133	152
02	420	5	14	19	98	197	295	25	70	95
03	665	1	17	18	112	380	492	18	124	142
04	362	2	15	17	42	209	251	11	72	83
05	384	6	11	17	57	210	267	13	81	94
	2,458	15	75	90	430	1,315	1,745	86	480	566
CHESTERFIELD TOWNSHIP										
01	914	8	25	33	190	398	588	62	216	278
02	858	6	28	34	110	393	503	79	217	296
03	1,096	5	31	36	114	533	647	59	322	381
04	271	0	5	5	24	137	161	14	84	98
05	854	8	22	30	176	363	539	74	185	259
06	761	7	18	25	93	355	448	43	226	269
07	956	6	21	27	123	461	584	66	252	318
08	902	5	21	26	136	435	571	63	220	283
09	778	8	16	24	80	405	485	48	207	255
10	1,160	10	15	25	281	392	673	196	246	442
11	598	2	22	24	71	319	390	28	141	169
12	443	11	10	21	83	192	275	37	99	136
13	865	7	22	29	100	447	547	39	222	261
14	468	1	9	10	43	228	271	19	157	176
15	252	0	8	8	12	190	202	1	35	36
16	471	1	10	11	87	230	317	31	105	136
17	242	4	7	11	74	86	160	24	42	66
18	711	2	28	30	62	402	464	25	179	204

19	403	4	8	12	99	140	239	42	104	146
20	655	2	19	21	76	333	409	33	179	212
	13,658	97	345	442	2,034	6,439	8,473	983	3,438	4,421
CLINTON TOWNSHIP										
01	720	5	13	18	200	278	478	89	124	213
02	327	4	10	14	68	128	196	23	84	107
03	559	3	18	21	81	315	396	27	106	133
04	440	5	11	16	103	211	314	36	67	103
05	566	1	15	16	60	445	505	6	33	39
06	756	3	22	25	169	372	541	56	116	172
07	440	3	19	22	92	192	284	33	93	126
08	586	6	19	25	109	272	381	42	125	167
09	441	1	12	13	68	221	289	30	96	126
10	926	13	17	30	268	304	572	127	172	299
11	543	6	22	28	91	295	386	26	93	119
12	368	6	5	11	64	181	245	18	84	102
13	569	3	24	27	47	306	353	33	142	175
14	306	2	7	9	60	125	185	23	82	105
15	626	4	24	28	93	284	377	61	146	207
16	730	6	13	19	194	263	457	87	153	240
17	696	3	13	16	112	391	503	45	117	162
18	681	9	14	23	153	295	448	57	139	196
19	703	5	11	16	184	237	421	97	154	251
20	487	2	13	15	73	288	361	22	82	104
21	436	5	15	20	121	189	310	39	61	100
22	712	9	10	19	153	362	515	51	112	163
23	1,042	13	16	29	235	439	674	111	211	322
24	612	1	6	7	147	256	403	48	138	186
25	597	3	16	19	122	268	390	53	119	172
26	988	7	16	23	232	383	615	97	240	337
27	722	2	9	11	193	286	479	83	139	222
28	232	2	7	9	26	164	190	9	24	33
29	1,016	5	17	22	201	422	623	119	235	354
30	650	8	19	27	117	291	408	65	132	197
31	742	4	20	24	84	413	497	41	168	209
32	589	7	6	13	146	221	367	63	136	199
33	971	3	19	22	222	424	646	67	209	276
34	421	2	9	11	49	261	310	14	81	95
35	1,260	8	11	19	438	442	880	137	201	338
36	823	2	14	16	164	399	563	66	155	221
37	1,079	8	16	24	283	439	722	126	182	308
38	709	5	6	11	92	326	418	59	206	265
39	678	2	14	16	188	246	434	61	157	218
40	831	8	11	19	157	391	548	52	193	245
41	716	6	11	17	179	316	495	53	138	191
42	856	3	18	21	204	386	590	59	169	228
43	303	2	3	5	64	122	186	39	72	111
44	1,080	11	16	27	317	421	738	103	195	298

45	803	6	14	20	144	340	484	75	217	292
46	912	1	4	5	324	308	632	153	109	262
	31,250	223	625	848	6,891	13,918	20,809	2,781	6,207	8,988
EASTPOINTE										
01	635	5	17	22	76	373	449	14	135	149
02	611	9	30	39	96	340	436	32	98	130
03	788	2	36	38	107	454	561	37	133	170
04	759	10	21	31	97	435	532	37	145	182
05	666	3	29	32	79	386	465	22	133	155
07	937	5	27	32	125	693	818	14	60	74
08	757	5	11	16	112	535	647	21	53	74
09	767	5	31	36	87	465	552	32	136	168
10	860	4	26	30	143	486	629	38	142	180
11	598	4	15	19	102	336	438	30	97	127
12	681	3	17	20	94	416	510	29	108	137
13	688	9	24	33	121	325	446	50	146	196
14	1,156	6	19	25	197	710	907	62	138	200
	9,903	70	303	373	1,436	5,954	7,390	418	1,524	1,942
FRASER										
01	568	2	15	17	98	286	384	33	120	153
02	924	16	22	38	139	417	556	59	237	296
03	1,088	12	26	38	257	480	737	80	203	283
04	765	7	17	24	125	355	480	60	184	244
05	297	2	8	10	59	130	189	21	64	85
06	1,022	7	11	18	154	449	603	71	296	367
07	528	2	13	15	106	239	345	49	100	149
	5,192	48	112	160	938	2,356	3,294	373	1,204	1,577
HARRISON TOWNSHIP										
01	855	6	16	22	154	418	572	97	152	249
02	920	9	24	33	180	468	648	61	162	223
03	676	5	24	29	107	296	403	44	181	225
04	1,235	15	20	35	226	587	813	110	264	374
05	1,050	13	23	36	222	401	623	124	246	370
06	1,083	8	15	23	179	526	705	97	242	339
07	1,120	21	31	52	234	475	709	105	228	333
08	637	6	23	29	143	290	433	48	113	161
09	899	10	16	26	242	317	559	105	187	292
10	696	6	16	22	123	315	438	54	155	209
	9,171	99	208	307	1,810	4,093	5,903	845	1,930	2,775
LENOX TOWNSHIP										
01	676	8	19	27	125	229	354	101	176	277
02	830	3	12	15	132	375	507	68	218	286
03	862	1	26	27	175	468	643	21	151	172
04	336	2	12	14	24	201	225	7	85	92
	2,704	14	69	83	456	1,273	1,729	197	630	827
MACOMB TOWNSHIP										
01	665	2	16	18	102	284	386	34	207	241
02	788	7	15	22	147	359	506	50	187	237
03	677	2	11	13	69	359	428	24	207	231

	572	6	17	23	94	235	329	48	155	203
03	1,035	9	19	28	135	490	625	58	296	354
04	834	4	25	29	162	370	532	58	197	255
05	902	4	21	25	120	418	538	64	249	313
	3,968	25	93	118	593	1,813	2,406	264	1,079	1,343

RAY TOWNSHIP

01	645	1	14	15	98	251	349	64	186	250
02	871	6	21	27	152	315	467	84	257	341
	1,516	7	35	42	250	566	816	148	443	591

RICHMOND TOWNSHIP

01	660	N/A	10	10	N/A	336	336	N/A	282	282
02	719	N/A	32	32	N/A	361	361	N/A	302	302
	1,379	N/A	42	42	N/A	697	697	N/A	584	584

RICHMOND CITY

01	1,140	8	33	41	204	474	678	93	296	389
02	826	10	27	37	130	372	502	39	230	269
	1,966	18	60	78	334	846	1,180	132	526	658

ROSEVILLE

01	373	1	11	12	60	187	247	18	85	103
02	495	4	11	15	89	256	345	35	90	125
03	746	6	21	27	163	388	551	32	121	153
04	546	3	15	18	124	242	366	41	112	153
05	858	7	21	28	155	426	581	57	171	228
06	612	1	16	17	82	339	421	16	146	162
07	372	0	16	16	56	195	251	18	82	100
08	652	2	29	31	114	326	440	22	143	165
09	619	8	22	30	131	301	432	34	111	145
10	370	6	11	17	66	190	256	18	74	92
11	432	1	12	13	90	185	275	25	110	135
12	461	2	18	20	93	221	314	26	91	117
13	396	0	13	13	75	198	273	19	79	98
14	682	1	25	26	123	353	476	37	123	160
15	992	10	24	34	227	496	723	59	153	212
16	986	11	39	50	203	502	705	41	165	206
17	572	0	20	20	91	296	387	14	138	152
18	735	1	15	16	152	372	524	60	114	174
19	472	1	20	21	71	250	321	17	96	113
20	558	5	17	22	92	281	373	37	112	149
21	752	6	18	24	130	425	555	36	122	158
	12,681	76	394	470	2,387	6,429	8,816	662	2,438	3,100

SHELBY TOWNSHIP

01	1,294	14	32	46	216	480	696	131	395	526
02	1,008	9	24	33	168	365	533	115	305	420
03	495	2	13	15	56	204	260	50	154	204
04	891	12	15	27	131	361	492	124	233	357
05	1,219	10	23	33	253	475	728	143	284	427
06	618	0	20	20	61	320	381	26	179	205
07	1,062	3	23	26	246	411	657	133	225	358
08	533	7	16	23	105	196	301	57	140	197

09	523	6	19	25	50	263	313	32	142	174
10	717	5	21	26	132	285	417	72	184	256
11	757	9	13	22	130	313	443	62	212	274
12	741	11	10	21	152	300	452	72	177	249
13	545	5	16	21	131	184	315	70	123	193
14	887	5	20	25	151	364	515	65	269	334
15	549	8	18	26	108	217	325	43	138	181
16	1,331	6	17	23	264	443	707	191	374	565
17	1,251	3	20	23	192	525	717	82	398	480
18	646	5	13	18	139	227	366	70	179	249
19	688	3	19	22	111	253	364	79	212	291
20	545	3	15	18	122	220	342	47	131	178
21	420	1	11	12	39	245	284	23	92	115
22	1,442	8	15	23	307	508	815	182	399	581
23	1,222	10	18	28	217	455	672	145	354	499
24	1,464	16	26	42	300	540	840	184	381	565
25	1,022	4	14	18	233	350	583	133	269	402
26	824	8	8	16	299	254	553	133	106	239
27	914	5	11	16	199	421	620	74	188	262
28	1,217	11	10	21	428	374	802	183	195	378
29	599	2	7	9	47	303	350	32	189	221
	25,424	191	487	678	4,987	9,856	14,843	2,753	6,627	9,380

ST. CLAIR SHORES

01	1,571	18	40	58	355	525	880	271	326	597
02	955	9	40	49	178	415	593	84	199	283
03	994	8	31	39	178	395	573	112	242	354
04	753	2	35	37	158	301	459	66	174	240
05	1,228	13	67	80	164	553	717	62	324	386
06	1,170	17	46	63	224	575	799	85	187	272
07	721	13	42	55	103	342	445	47	163	210
08	1,095	13	43	56	224	470	694	78	230	308
09	726	11	25	36	182	268	450	84	140	224
10	1,227	30	51	81	246	516	762	108	243	351
11	560	7	17	24	116	232	348	59	115	174
12	1,329	22	64	86	259	505	764	150	307	457
13	1,629	26	50	76	304	577	881	211	415	626
14	544	8	24	32	74	246	320	42	134	176
15	1,279	16	38	54	236	553	789	106	287	393
16	1,227	22	46	68	291	484	775	117	243	360
17	1,345	15	45	60	265	574	839	115	301	416
18	994	9	31	40	227	387	614	106	199	305
19	909	8	35	43	180	380	560	82	198	280
20	647	9	26	35	135	253	388	63	146	209
21	918	8	42	50	169	402	571	73	198	271
22	779	4	31	35	120	357	477	76	170	246
23	1,089	7	31	38	224	458	682	86	254	340
24	1,383	21	45	66	368	502	870	191	220	411
	25,072	316	945	1,261	4,980	10,270	15,250	2,474	5,415	7,889

	856	4	26	30	207	308	515	72	211	283
50	1,564	12	21	33	406	533	939	190	352	542
51	837	4	12	16	192	292	484	119	196	315
52	944	5	19	24	147	409	556	96	238	334
	39,373	242	818	1,060	7,468	17,377	24,845	3,230	9,183	12,413

UTICA

01	272	4	13	17	32	127	159	25	60	85
02	666	5	14	19	105	300	405	57	165	222
03	614	2	14	16	102	292	394	44	131	175
	1,552	11	41	52	239	719	958	126	356	482

VILLAGE OF GROSSE POINTE SHORES

03	34	N/A	1	1	N/A	17	17	N/A	15	15
	34	N/A	1	1	N/A	17	17	N/A	15	15

WARREN

01	628	8	22	30	65	428	493	14	79	93
02	375	3	23	26	52	206	258	12	74	86
03	799	4	21	25	110	487	597	34	128	162
04	656	4	25	29	84	369	453	23	130	153
05	545	6	12	18	93	292	385	23	98	121
06	819	2	29	31	149	422	571	29	167	196
07	428	0	23	23	44	269	313	10	78	88
08	216	1	12	13	27	149	176	3	21	24
09	352	0	14	14	39	211	250	15	64	79
10	472	2	19	21	39	326	365	10	65	75
11	420	0	11	11	55	260	315	9	74	83
12	336	0	10	10	42	197	239	12	71	83
13	386	2	13	15	51	203	254	18	91	109
14	659	3	10	13	96	432	528	21	92	113
15	470	3	28	31	54	278	332	15	87	102
16	381	4	14	18	57	221	278	14	61	75
17	738	3	24	27	95	381	476	17	199	216
18	226	0	8	8	28	132	160	9	45	54
19	653	5	15	20	94	351	445	22	146	168
20	963	7	23	30	217	460	677	62	175	237
21	83	0	7	7	8	41	49	6	19	25
22	976	3	23	26	160	490	650	53	218	271
23	878	3	23	26	198	435	633	68	131	199
24	320	4	7	11	61	168	229	12	60	72
25	550	1	16	17	85	237	322	37	157	194
26	392	1	14	15	34	274	308	13	53	66
27	1,058	15	13	28	225	439	664	111	232	343
28	502	4	16	20	125	200	325	31	110	141
29	692	4	20	24	144	324	468	69	113	182
30	481	3	7	10	99	222	321	23	117	140
31	1,170	11	20	31	287	562	849	83	169	252
32	998	11	20	31	222	449	671	75	192	267
33	1,079	9	22	31	245	448	693	98	222	320
34	491	5	11	16	66	247	313	33	114	147
35	942	6	15	21	221	460	681	67	144	211

36	501	2	8	10	81	250	331	27	115	142
37	901	9	23	32	196	405	601	73	167	240
38	364	1	6	7	51	186	237	15	88	103
39	350	3	17	20	32	261	293	5	25	30
40	543	4	13	17	92	238	330	39	133	172
41	589	2	15	17	116	304	420	31	100	131
42	509	10	11	21	125	208	333	43	97	140
43	575	2	2	4	109	259	368	55	134	189
44	753	6	12	18	173	373	546	54	118	172
45	689	4	8	12	168	300	468	64	129	193
46	657	4	13	17	139	317	456	38	126	164
47	605	7	18	25	120	252	372	46	145	191
48	983	15	12	27	237	439	676	66	189	255
49	1,195	4	26	30	268	513	781	94	259	353
50	982	2	14	16	199	515	714	62	172	234
51	1,260	13	16	29	372	455	827	118	248	366
52	766	3	10	13	163	350	513	64	152	216
53	985	11	17	28	205	420	625	77	219	296
54	900	5	13	18	210	379	589	89	186	275
55	979	5	22	27	138	477	615	74	238	312
56	498	1	7	8	108	238	346	20	103	123
57	855	6	25	31	161	386	547	52	196	248
58	1,258	12	27	39	251	628	879	88	227	315
	38,831	268	925	1,193	7,385	19,223	26,608	2,445	7,562	10,007
WASHINGTON TOWNSHIP										
01	678	7	16	23	122	312	434	57	136	193
02	1,341	11	23	34	341	506	847	174	264	438
03	1,099	6	16	22	200	438	638	139	272	411
04	820	1	11	12	148	391	539	60	186	246
05	1,186	14	23	37	229	453	682	138	294	432
06	1,229	14	7	21	330	409	739	182	265	447
07	1,196	12	10	22	218	443	661	176	311	487
08	1,017	12	26	38	237	371	608	126	224	350
09	1,192	5	17	22	166	518	684	81	370	451
	9,758	82	149	231	1,991	3,841	5,832	1,133	2,322	3,455
TOTALS										
	271,263	2,015	6,475	8,490	50,056	124,189	174,245	21,559	60,422	81,981

■ Yellow in the TOTALS column means precinct hasn't reported
N/A indicates AV (Absentee) results are included in Elec Day results

These same results may also be obtained via:
 > Election Telephone Hotline: 586.469.5209



Election Results

County Commissioner 1st District One 2-year term

Official results, updated November 15, 9:12 AM

[Race List](#) | [Race Summary](#) | [Race Details](#) | [Race Details \(Printer Friendly\)](#)

POLL BOOK TOTALS	Christe Langdeau (LIB)			Daniel Buchholtz (REP)			Toni Mocerri (DEM)			
	AV	Elec Day	TOTAL	AV	Elec Day	TOTAL	AV	Elec Day	TOTAL	
WARREN										
01	628	5	21	26	21	113	134	61	389	450
02	375	1	23	24	19	100	119	45	173	218
03	799	8	24	32	50	183	233	88	423	511
04	656	3	27	30	40	186	226	63	290	353
05	545	3	14	17	32	123	155	88	251	339
06	819	4	30	34	56	198	254	115	366	481
07A	427	1	30	31	14	99	113	32	227	259
18	226	0	8	8	10	52	62	26	112	138
19	653	7	16	23	35	186	221	74	284	358
20	963	3	37	40	99	222	321	173	375	548
21A	0	0	0	0	0	0	0	0	0	0
34	491	2	21	23	44	142	186	55	194	249
35	942	2	18	20	103	206	309	183	374	557
36	501	3	13	16	43	150	193	63	198	261
37	901	9	25	34	112	246	358	149	307	456
38	364	2	9	11	26	127	153	36	136	172
39	350	1	7	8	9	32	41	28	256	284
40	543	3	18	21	52	159	211	78	190	268
43	575	2	5	7	72	171	243	88	204	292

■ Yellow in the TOTALS column means precinct hasn't reported
N/A indicates AV (Absentee) results are included in Elec Day results

These same results may also be obtained via:
> Election Telephone Hotline: 586.469.5209



Election Results

County Commissioner 1st District One 2-year term

Official results, updated November 15, 9:12 AM

[Race List](#) | [Race Summary](#) | [Race Details](#) | [Race Details \(Printer Friendly\)](#)

POLL BOOK TOTALS	Christe Langdeau (LIB)			Daniel Buchholtz (REP)			Toni Mocerri (DEM)			
	AV	Elec Day	TOTAL	AV	Elec Day	TOTAL	AV	Elec Day	TOTAL	
WARREN										
01	628	5	21	26	21	113	134	61	389	450
02	375	1	23	24	19	100	119	45	173	218
03	799	8	24	32	50	183	233	88	423	511
04	656	3	27	30	40	186	226	63	290	353
05	545	3	14	17	32	123	155	88	251	339
06	819	4	30	34	56	198	254	115	366	481
07A	427	1	30	31	14	99	113	32	227	259
18	226	0	8	8	10	52	62	26	112	138
19	653	7	16	23	35	186	221	74	284	358
20	963	3	37	40	99	222	321	173	375	548
21A	0	0	0	0	0	0	0	0	0	0
34	491	2	21	23	44	142	186	55	194	249
35	942	2	18	20	103	206	309	183	374	557
36	501	3	13	16	43	150	193	63	198	261
37	901	9	25	34	112	246	358	149	307	456
38	364	2	9	11	26	127	153	36	136	172
39	350	1	7	8	9	32	41	28	256	284
40	543	3	18	21	52	159	211	78	190	268
43	575	2	5	7	72	171	243	88	204	292
44	753	4	10	14	72	160	232	149	320	469
45	689	3	8	11	90	192	282	138	225	363
46	657	2	19	21	65	161	226	112	261	373
47	605	4	17	21	69	174	243	94	204	298
48	983	16	14	30	111	258	369	179	349	528
55	979	5	30	35	97	326	423	108	361	469
56	498	2	4	6	38	150	188	88	185	273
57	855	8	21	29	72	258	330	132	309	441
	16,777	103	469	572	1,451	4,374	5,825	2,445	6,963	9,408
TOTALS										
	16,777	103	469	572	1,451	4,374	5,825	2,445	6,963	9,408

■ Yellow in the TOTALS column means precinct hasn't reported
 N/A indicates AV (Absentee) results are included in Elec Day results

These same results may also be obtained via:

> Election Telephone Hotline: 586.469.5209



Election Results

County Commissioner 2nd District One 2-year term

Official results, updated November 15, 9:12 AM

[Race List](#) | [Race Summary](#) | [Race Details](#) | [Race Details \(Printer Friendly\)](#)

POLL BOOK TOTALS	Brian P. Sumeracki (UST)			Marvin E. Sauger (DEM)			Steven Klusek (REP)			
	AV	Elec Day	TOTAL	AV	Elec Day	TOTAL	AV	Elec Day	TOTAL	
CENTER LINE CITY										
01	627	3	18	21	105	272	377	32	162	194
02	420	5	12	17	92	184	276	24	78	102
03	665	2	17	19	107	330	437	19	166	185
04	362	2	9	11	37	205	242	16	80	96
05	384	7	11	18	53	188	241	13	95	108
	2,458	19	67	86	394	1,179	1,573	104	581	685
WARREN										
07B	1	0	0	0	0	0	0	0	1	1
08	216	1	2	3	23	137	160	5	41	46
09	352	2	23	25	36	188	224	15	71	86
10	472	4	16	20	33	290	323	12	94	106
11	420	4	14	18	43	229	272	16	97	113
12	336	1	16	17	34	173	207	16	83	99
13	386	2	12	14	46	159	205	21	126	147
15	470	2	26	28	54	246	300	15	104	119
16	381	2	18	20	46	189	235	22	85	107
17B	9	0	1	1	0	5	5	0	3	3
21B	83	2	8	10	8	34	42	4	22	26
22	976	7	45	52	128	359	487	66	278	344

■ Yellow in the TOTALS column means precinct hasn't reported
N/A indicates AV (Absentee) results are included in Elec Day results

These same results may also be obtained via:
> Election Telephone Hotline: 586.469.5209



Election Results

County Commissioner 2nd District One 2-year term

Official results, updated November 15, 9:12 AM

[Race List](#) | [Race Summary](#) | [Race Details](#) | [Race Details \(Printer Friendly\)](#)

POLL BOOK TOTALS	Brian P. Sumeracki (UST)			Marvin E. Sauger (DEM)			Steven Klusek (REP)			
	AV	Elec Day	TOTAL	AV	Elec Day	TOTAL	AV	Elec Day	TOTAL	
CENTER LINE CITY										
01	627	3	18	21	105	272	377	32	162	194
02	420	5	12	17	92	184	276	24	78	102
03	665	2	17	19	107	330	437	19	166	185
04	362	2	9	11	37	205	242	16	80	96
05	384	7	11	18	53	188	241	13	95	108
	2,458	19	67	86	394	1,179	1,573	104	581	685
WARREN										
07B	1	0	0	0	0	0	0	0	1	1
08	216	1	2	3	23	137	160	5	41	46
09	352	2	23	25	36	188	224	15	71	86
10	472	4	16	20	33	290	323	12	94	106
11	420	4	14	18	43	229	272	16	97	113
12	336	1	16	17	34	173	207	16	83	99
13	386	2	12	14	46	159	205	21	126	147
15	470	2	26	28	54	246	300	15	104	119
16	381	2	18	20	46	189	235	22	85	107
17B	9	0	1	1	0	5	5	0	3	3
21B	83	2	8	10	8	34	42	4	22	26
22	976	7	45	52	128	359	487	66	278	344
23	878	10	36	46	167	348	515	87	183	270
24	320	4	10	14	50	124	174	20	93	113
25B	31	0	0	0	5	10	15	4	10	14
28	502	10	16	26	79	141	220	55	151	206
29	692	10	25	35	113	246	359	85	152	237
32	998	11	36	47	161	308	469	116	285	401
41	589	10	21	31	69	219	288	63	154	217
42	509	8	15	23	101	160	261	60	130	190
49	1,195	15	41	56	178	339	517	155	361	516
51	1,260	15	33	48	281	305	586	171	343	514
52	766	4	22	26	112	212	324	99	243	342
53	985	9	27	36	132	289	421	130	302	432
54	900	9	22	31	143	263	406	132	257	389
	13,727	142	485	627	2,042	4,973	7,015	1,369	3,669	5,038
TOTALS										

16,185	161	552	713	2,436	6,152	8,588	1,473	4,250	5,723
--------	-----	-----	-----	-------	-------	-------	-------	-------	-------

■ Yellow in the TOTALS column means precinct hasn't reported
N/A indicates AV (Absentee) results are included in Elec Day results

These same results may also be obtained via:
> Election Telephone Hotline: 586.469.5209



Election Results

County Commissioner 3rd District One 2-year term

Official results, updated November 15, 9:12 AM

[Race List](#) | [Race Summary](#) | [Race Details](#) | [Race Details \(Printer Friendly\)](#)

POLL BOOK TOTALS	Arzo F. Smith (REP)			Bambi Hartter (NPA)			Daniel J. Flamand (LIB)			Phillip A. DiMaria (DEM)			
	AV	Elec Day	TOTAL	AV	Elec Day	TOTAL	AV	Elec Day	TOTAL	AV	Elec Day	TOTAL	
EASTPOINTE													
01	635	16	129	145	1	17	18	2	14	16	73	349	422
02	611	36	117	153	7	18	25	1	22	23	91	301	392
03	788	42	168	210	5	27	32	0	14	14	98	404	502
04	759	38	177	215	6	17	23	2	23	25	93	372	465
05	666	24	162	186	4	20	24	1	22	23	75	332	407
07	937	16	74	90	1	10	11	4	13	17	119	675	794
08	757	28	62	90	4	4	8	5	13	18	97	512	609
09	767	29	152	181	5	29	34	4	19	23	84	421	505
10	860	45	153	198	2	19	21	6	16	22	129	434	563
11	598	33	128	161	2	16	18	2	13	15	95	281	376
12	681	30	126	156	0	9	9	2	13	15	93	373	466
13	688	46	175	221	2	26	28	4	12	16	121	269	390
14	1,156	77	148	225	10	8	18	2	17	19	173	683	856
	9,903	460	1,771	2,231	49	220	269	35	211	246	1,341	5,406	6,747
WARREN													
14	659	40	139	179	1	7	8	2	8	10	74	357	431
17C	729	17	211	228	2	37	39	3	20	23	94	305	399
25C	519	45	184	229	3	7	10	0	10	10	61	181	242
26	392	12	69	81	1	9	10	2	5	7	27	253	280

■ Yellow in the TOTALS column means precinct hasn't reported
 N/A indicates AV (Absentee) results are included in Elec Day results

These same results may also be obtained via:
 > Election Telephone Hotline: 586.469.5209



Election Results

County Commissioner 3rd District One 2-year term

Official results, updated November 15, 9:12 AM

[Race List](#) | [Race Summary](#) | [Race Details](#) | [Race Details \(Printer Friendly\)](#)

POLL BOOK TOTALS	Arzo F. Smith (REP)			Bambi Hartter (NPA)			Daniel J. Flamand (LIB)			Phillip A. DiMaria (DEM)			
	AV	Elec Day	TOTAL	AV	Elec Day	TOTAL	AV	Elec Day	TOTAL	AV	Elec Day	TOTAL	
EASTPOINTE													
01	635	16	129	145	1	17	18	2	14	16	73	349	422
02	611	36	117	153	7	18	25	1	22	23	91	301	392
03	788	42	168	210	5	27	32	0	14	14	98	404	502
04	759	38	177	215	6	17	23	2	23	25	93	372	465
05	666	24	162	186	4	20	24	1	22	23	75	332	407
07	937	16	74	90	1	10	11	4	13	17	119	675	794
08	757	28	62	90	4	4	8	5	13	18	97	512	609
09	767	29	152	181	5	29	34	4	19	23	84	421	505
10	860	45	153	198	2	19	21	6	16	22	129	434	563
11	598	33	128	161	2	16	18	2	13	15	95	281	376
12	681	30	126	156	0	9	9	2	13	15	93	373	466
13	688	46	175	221	2	26	28	4	12	16	121	269	390
14	1,156	77	148	225	10	8	18	2	17	19	173	683	856
	9,903	460	1,771	2,231	49	220	269	35	211	246	1,341	5,406	6,747
WARREN													
14	659	40	139	179	1	7	8	2	8	10	74	357	431
17C	729	17	211	228	2	37	39	3	20	23	94	305	399
25C	519	45	184	229	3	7	10	0	10	10	61	181	242
26	392	12	69	81	1	9	10	2	5	7	27	253	280
27	1,058	139	300	439	12	12	24	6	24	30	169	308	477
30	481	49	144	193	5	7	12	0	11	11	62	164	226
31	1,170	127	256	383	5	13	18	3	19	22	234	423	657
33	1,079	142	300	442	5	25	30	5	17	22	170	307	477
50	982	82	267	349	4	13	17	5	17	22	153	362	515
58	1,258	139	321	460	7	32	39	3	33	36	180	433	613
	8,327	792	2,191	2,983	45	162	207	29	164	193	1,224	3,093	4,317
TOTALS													
	18,230	1,252	3,962	5,214	94	382	476	64	375	439	2,565	8,499	11,064

■ Yellow in the TOTALS column means precinct hasn't reported
 N/A indicates AV (Absentee) results are included in Elec Day results

These same results may also be obtained via:
 > Election Telephone Hotline: 586.469.5209



Election Results

County Commissioner 4th District One 2-year term

Official results, updated November 15, 9:12 AM

[Race List](#) | [Race Summary](#) | [Race Details](#) | [Race Details \(Printer Friendly\)](#)

POLL BOOK TOTALS	David J. Flynn (DEM)			Ronald S. Albers (REP)			
	AV	Elec Day	TOTAL	AV	Elec Day	TOTAL	
STERLING HEIGHTS							
01	717	95	287	382	88	206	294
02	922	136	299	435	101	317	418
03	960	172	336	508	117	259	376
04	1,301	166	477	643	139	400	539
05	1,033	175	306	481	197	280	477
06	1,036	165	300	465	162	329	491
08	414	54	128	182	46	160	206
09	857	109	294	403	117	275	392
10	886	144	246	390	135	267	402
11	998	144	293	437	168	276	444
12	673	84	191	275	94	236	330
13	311	46	99	145	42	98	140
14	290	53	78	131	56	81	137
15	703	99	267	366	98	196	294
16	615	89	273	362	67	153	220
17	654	87	246	333	85	198	283
20	1,008	136	295	431	156	320	476
21	606	90	221	311	84	161	245
22	489	67	131	198	40	193	233

■ Yellow in the TOTALS column means precinct hasn't reported
N/A indicates AV (Absentee) results are included in Elec Day results

These same results may also be obtained via:
> Election Telephone Hotline: 586.469.5209



Election Results

County Commissioner 4th District One 2-year term

Official results, updated November 15, 9:12 AM

[Race List](#) | [Race Summary](#) | [Race Details](#) | [Race Details \(Printer Friendly\)](#)

POLL BOOK TOTALS	David J. Flynn (DEM)			Ronald S. Albers (REP)			
	AV	Elec Day	TOTAL	AV	Elec Day	TOTAL	
STERLING HEIGHTS							
01	717	95	287	382	88	206	294
02	922	136	299	435	101	317	418
03	960	172	336	508	117	259	376
04	1,301	166	477	643	139	400	539
05	1,033	175	306	481	197	280	477
06	1,036	165	300	465	162	329	491
08	414	54	128	182	46	160	206
09	857	109	294	403	117	275	392
10	886	144	246	390	135	267	402
11	998	144	293	437	168	276	444
12	673	84	191	275	94	236	330
13	311	46	99	145	42	98	140
14	290	53	78	131	56	81	137
15	703	99	267	366	98	196	294
16	615	89	273	362	67	153	220
17	654	87	246	333	85	198	283
20	1,008	136	295	431	156	320	476
21	606	90	221	311	84	161	245
22	489	67	131	198	40	193	233
23	545	59	164	223	49	220	269
24	597	60	201	261	64	225	289
28	859	142	235	377	119	282	401
29	560	57	169	226	48	213	261
34	930	114	302	416	115	308	423
46	858	111	331	442	112	256	368
47	400	45	156	201	45	125	170
	19,222	2,699	6,325	9,024	2,544	6,034	8,578
TOTALS							
	19,222	2,699	6,325	9,024	2,544	6,034	8,578

■ Yellow in the TOTALS column means precinct hasn't reported
N/A indicates AV (Absentee) results are included in Elec Day results

These same results may also be obtained via:
> Election Telephone Hotline: 586.469.5209



Election Results

County Commissioner 5th District One 2-year term

Official results, updated November 15, 9:12 AM

[Race List](#) | [Race Summary](#) | [Race Details](#) | [Race Details \(Printer Friendly\)](#)

POLL BOOK TOTALS	Ray Gralewski (REP)			Robert Mijac (DEM)			
	AV	Elec Day	TOTAL	AV	Elec Day	TOTAL	
STERLING HEIGHTS							
18	703	60	195	255	110	299	409
19	733	72	207	279	134	276	410
25	773	73	236	309	96	323	419
26	756	67	221	288	143	295	438
27	747	48	253	301	66	327	393
30	892	119	395	514	68	222	290
31	862	95	325	420	90	256	346
32	1,150	163	446	609	96	336	432
33	853	139	308	447	73	254	327
35	510	43	158	201	53	222	275
36	329	20	114	134	45	131	176
37	749	110	213	323	114	277	391
38	969	123	414	537	95	269	364
39	558	30	226	256	40	207	247
40	1,103	172	353	525	170	314	484
41	1,199	148	472	620	103	361	464
42	430	95	88	183	84	129	213
43	818	86	321	407	79	274	353
44	483	37	207	244	32	161	193

■ Yellow in the TOTALS column means precinct hasn't reported
N/A indicates AV (Absentee) results are included in Elec Day results

These same results may also be obtained via:
> Election Telephone Hotline: 586.469.5209



Election Results

County Commissioner 5th District One 2-year term

Official results, updated November 15, 9:12 AM

[Race List](#) | [Race Summary](#) | [Race Details](#) | [Race Details \(Printer Friendly\)](#)

POLL BOOK TOTALS	Ray Gralewski (REP)			Robert Mijac (DEM)			
	AV	Elec Day	TOTAL	AV	Elec Day	TOTAL	
STERLING HEIGHTS							
18	703	60	195	255	110	299	409
19	733	72	207	279	134	276	410
25	773	73	236	309	96	323	419
26	756	67	221	288	143	295	438
27	747	48	253	301	66	327	393
30	892	119	395	514	68	222	290
31	862	95	325	420	90	256	346
32	1,150	163	446	609	96	336	432
33	853	139	308	447	73	254	327
35	510	43	158	201	53	222	275
36	329	20	114	134	45	131	176
37	749	110	213	323	114	277	391
38	969	123	414	537	95	269	364
39	558	30	226	256	40	207	247
40	1,103	172	353	525	170	314	484
41	1,199	148	472	620	103	361	464
42	430	95	88	183	84	129	213
43	818	86	321	407	79	274	353
44	483	37	207	244	32	161	193
45	649	72	253	325	61	179	240
48	684	99	225	324	96	202	298
49	856	151	321	472	114	182	296
50	1,564	293	478	771	275	372	647
51	837	153	275	428	147	205	352
52	944	148	330	478	89	307	396
	20,151	2,616	7,034	9,650	2,473	6,380	8,853
TOTALS							
	20,151	2,616	7,034	9,650	2,473	6,380	8,853

■ Yellow in the TOTALS column means precinct hasn't reported
N/A indicates AV (Absentee) results are included in Elec Day results

These same results may also be obtained via:
> Election Telephone Hotline: 586.469.5209



Election Results

County Commissioner 6th District One 2-year term

Official results, updated November 15, 9:12 AM

[Race List](#) | [Race Summary](#) | [Race Details](#) | [Race Details \(Printer Friendly\)](#)

POLL BOOK TOTALS	Dominic J. LaRosa (DEM)			James Louis Carabelli (REP)			
	AV	Elec Day	TOTAL	AV	Elec Day	TOTAL	
SHELBY TOWNSHIP							
01	1,294	104	224	328	239	623	862
02	1,008	74	208	282	196	437	633
03	495	37	114	151	67	236	303
05	1,219	141	274	415	242	449	691
06	618	38	230	268	42	243	285
07	1,062	118	171	289	248	441	689
08	533	43	106	149	111	218	329
09	523	28	159	187	51	225	276
10	717	64	146	210	124	298	422
11	757	81	173	254	111	313	424
12	741	54	141	195	158	312	470
13	545	64	82	146	132	216	348
14	887	73	181	254	133	438	571
15	549	47	114	161	98	237	335
16	1,331	100	164	264	324	597	921
17	1,251	73	236	309	177	635	812
18	646	69	116	185	131	264	395
19	688	47	142	189	138	317	455
20	545	80	124	204	82	202	284

■ Yellow in the TOTALS column means precinct hasn't reported
N/A indicates AV (Absentee) results are included in Elec Day results

These same results may also be obtained via:
> Election Telephone Hotline: 586.469.5209



Election Results

County Commissioner 6th District One 2-year term

Official results, updated November 15, 9:12 AM

[Race List](#) | [Race Summary](#) | [Race Details](#) | [Race Details \(Printer Friendly\)](#)

POLL BOOK TOTALS	Dominic J. LaRosa (DEM)			James Louis Carabelli (REP)			
	AV	Elec Day	TOTAL	AV	Elec Day	TOTAL	
SHELBY TOWNSHIP							
01	1,294	104	224	328	239	623	862
02	1,008	74	208	282	196	437	633
03	495	37	114	151	67	236	303
05	1,219	141	274	415	242	449	691
06	618	38	230	268	42	243	285
07	1,062	118	171	289	248	441	689
08	533	43	106	149	111	218	329
09	523	28	159	187	51	225	276
10	717	64	146	210	124	298	422
11	757	81	173	254	111	313	424
12	741	54	141	195	158	312	470
13	545	64	82	146	132	216	348
14	887	73	181	254	133	438	571
15	549	47	114	161	98	237	335
16	1,331	100	164	264	324	597	921
17	1,251	73	236	309	177	635	812
18	646	69	116	185	131	264	395
19	688	47	142	189	138	317	455
20	545	80	124	204	82	202	284
21	420	21	207	228	37	117	154
22	1,442	115	228	343	337	631	968
23	1,222	90	205	295	257	567	824
24	1,464	103	200	303	370	655	1,025
25	1,022	95	187	282	238	402	640
26	824	174	168	342	227	179	406
28	1,217	253	201	454	333	331	664
29	599	31	160	191	46	303	349
	23,619	2,217	4,661	6,878	4,649	9,886	14,535
TOTALS							
	23,619	2,217	4,661	6,878	4,649	9,886	14,535

■ Yellow in the TOTALS column means precinct hasn't reported
N/A indicates AV (Absentee) results are included in Elec Day results

These same results may also be obtained via:

> Election Telephone Hotline: 586.469.5209



Election Results

County Commissioner 7th District One 2-year term

Official results, updated November 15, 9:12 AM

[Race List](#) | [Race Summary](#) | [Race Details](#) | [Race Details \(Printer Friendly\)](#)

POLL BOOK TOTALS	Don Brown (REP)			
	AV	Elec Day	TOTAL	
ARMADA TOWNSHIP				
01	1,315	234	607	841
02	763	116	410	526
	2,078	350	1,017	1,367
BRUCE TOWNSHIP				
01	743	164	338	502
02	1,386	314	773	1,087
03	713	191	360	551
04	870	172	476	648
	3,712	841	1,947	2,788
MACOMB TOWNSHIP				
01	665	90	364	454
02	788	133	358	491
09	651	88	392	480
15	906	211	389	600
16	1,002	101	589	690
21	937	204	416	620
22	929	209	406	615
23	871	290	341	631
24	691	158	297	455

■ Yellow in the TOTALS column means precinct hasn't reported
 N/A indicates AV (Absentee) results are included in Elec Day results

These same results may also be obtained via:
 > Election Telephone Hotline: 586.469.5209



Election Results

County Commissioner 7th District One 2-year term

Official results, updated November 15, 9:12 AM

[Race List](#) | [Race Summary](#) | [Race Details](#) | [Race Details \(Printer Friendly\)](#)

POLL BOOK TOTALS	Don Brown (REP)			TOTAL
	AV	Elec Day	TOTAL	
ARMADA TOWNSHIP				
01	1,315	234	607	841
02	763	116	410	526
	2,078	350	1,017	1,367
BRUCE TOWNSHIP				
01	743	164	338	502
02	1,386	314	773	1,087
03	713	191	360	551
04	870	172	476	648
	3,712	841	1,947	2,788
MACOMB TOWNSHIP				
01	665	90	364	454
02	788	133	358	491
09	651	88	392	480
15	906	211	389	600
16	1,002	101	589	690
21	937	204	416	620
22	929	209	406	615
23	871	290	341	631
24	691	158	297	455
25	509	47	292	339
26	494	70	257	327
27	491	62	285	347
31	394	88	190	278
32	665	66	379	445
34	663	67	376	443
	10,656	1,884	5,331	7,215
MEMPHIS				
01	263	N/A	175	175
	263	N/A	175	175
RAY TOWNSHIP				
01	645	123	328	451
02	871	177	433	610
	1,516	300	761	1,061
RICHMOND TOWNSHIP				

01	660	N/A	462	462
02	719	N/A	500	500
	1,379	N/A	962	962
WASHINGTON TOWNSHIP				
01	678	138	343	481
02	1,341	405	573	978
03	1,099	294	566	860
04	820	153	391	544
05	1,186	313	610	923
06	1,229	405	542	947
07	1,196	316	611	927
08	1,017	287	470	757
09	1,192	180	694	874
	9,758	2,491	4,800	7,291
TOTALS				
	29,362	5,866	14,993	20,859

■ Yellow in the TOTALS column means precinct hasn't reported
N/A indicates AV (Absentee) results are included in Elec Day results

These same results may also be obtained via:
 > Election Telephone Hotline: 586.469.5209



Election Results

County Commissioner 8th District One 2-year term

Official results, updated November 15, 9:12 AM

[Race List](#) | [Race Summary](#) | [Race Details](#) | [Race Details \(Printer Friendly\)](#)

POLL BOOK TOTALS	Brian Brdak (DEM)			Kathy D. Vosburg (REP)			
	AV	Elec Day	TOTAL	AV	Elec Day	TOTAL	
CHESTERFIELD TOWNSHIP							
01	914	101	261	362	150	353	503
02	858	62	233	295	127	388	515
03	1,096	58	317	375	112	556	668
04	271	15	83	98	23	134	157
05	854	101	221	322	151	324	475
06	761	61	190	251	79	378	457
07	956	70	292	362	118	426	544
08	902	75	228	303	125	421	546
09	778	59	222	281	73	384	457
10	1,160	127	189	316	349	437	786
11	598	31	179	210	66	282	348
12	443	53	143	196	76	154	230
13	865	77	273	350	65	389	454
14	468	29	154	183	32	220	252
15	252	8	158	166	5	56	61
16	471	50	136	186	62	193	255
17	242	52	44	96	45	87	132
18	711	38	287	325	47	297	344
19	403	61	94	155	82	145	227

■ Yellow in the TOTALS column means precinct hasn't reported
N/A indicates AV (Absentee) results are included in Elec Day results

These same results may also be obtained via:
> Election Telephone Hotline: 586.469.5209



Election Results

County Commissioner 8th District One 2-year term

Official results, updated November 15, 9:12 AM

[Race List](#) | [Race Summary](#) | [Race Details](#) | [Race Details \(Printer Friendly\)](#)

POLL BOOK TOTALS	Brian Brdak (DEM)			Kathy D. Vosburg (REP)			
	AV	Elec Day	TOTAL	AV	Elec Day	TOTAL	
CHESTERFIELD TOWNSHIP							
01	914	101	261	362	150	353	503
02	858	62	233	295	127	388	515
03	1,096	58	317	375	112	556	668
04	271	15	83	98	23	134	157
05	854	101	221	322	151	324	475
06	761	61	190	251	79	378	457
07	956	70	292	362	118	426	544
08	902	75	228	303	125	421	546
09	778	59	222	281	73	384	457
10	1,160	127	189	316	349	437	786
11	598	31	179	210	66	282	348
12	443	53	143	196	76	154	230
13	865	77	273	350	65	389	454
14	468	29	154	183	32	220	252
15	252	8	158	166	5	56	61
16	471	50	136	186	62	193	255
17	242	52	44	96	45	87	132
18	711	38	287	325	47	297	344
19	403	61	94	155	82	145	227
20	655	49	209	258	62	301	363
	13,658	1,177	3,913	5,090	1,849	5,925	7,774
LENOX TOWNSHIP							
01	676	85	137	222	149	265	414
02	830	83	219	302	116	360	476
03	862	145	363	508	46	258	304
04	336	21	138	159	9	148	157
	2,704	334	857	1,191	320	1,031	1,351
NEW BALTIMORE							
01	625	67	222	289	50	257	307
02	572	65	162	227	79	232	311
03	1,035	102	322	424	95	458	553
04	834	110	275	385	111	309	420
05	902	69	256	325	110	396	506
	3,968	413	1,237	1,650	445	1,652	2,097

RICHMOND CITY							
01	1,140	160	307	467	135	454	589
02	826	88	254	342	86	351	437
	1,966	248	561	809	221	805	1,026
TOTALS							
	22,296	2,172	6,568	8,740	2,835	9,413	12,248

■ Yellow in the TOTALS column means precinct hasn't reported
N/A indicates AV (Absentee) results are included in Elec Day results

These same results may also be obtained via:
 > Election Telephone Hotline: 586.469.5209



Election Results

County Commissioner 9th District One 2-year term

Official results, updated November 15, 9:12 AM

[Race List](#) | [Race Summary](#) | [Race Details](#) | [Race Details \(Printer Friendly\)](#)

POLL BOOK TOTALS	Christina C. Maciejewski (REP)			Fred Miller (DEM)			
	AV	Elec Day	TOTAL	AV	Elec Day	TOTAL	
CLINTON TOWNSHIP							
02	327	40	100	140	53	104	157
06	756	86	175	261	127	295	422
08	586	70	177	247	85	214	299
09	441	36	131	167	58	184	242
12	368	34	123	157	49	136	185
14	306	29	99	128	52	98	150
15	626	72	204	276	77	223	300
21	436	53	100	153	108	148	256
22	712	65	148	213	135	312	447
30	650	80	196	276	111	223	334
	5,208	565	1,453	2,018	855	1,937	2,792
HARRISON TOWNSHIP							
01	855	142	255	397	83	279	362
02	920	100	269	369	128	315	443
03	676	73	258	331	67	189	256
04	1,235	190	447	637	114	341	455
05	1,050	212	407	619	107	170	277
06	1,083	147	394	541	113	298	411
07	1,120	172	286	558	150	278	427

■ Yellow in the TOTALS column means precinct hasn't reported
 N/A indicates AV (Absentee) results are included in Elec Day results

These same results may also be obtained via:
 > Election Telephone Hotline: 586.469.5209



Election Results

County Commissioner 9th District One 2-year term

Official results, updated November 15, 9:12 AM

[Race List](#) | [Race Summary](#) | [Race Details](#) | [Race Details \(Printer Friendly\)](#)

POLL BOOK TOTALS	Christina C. Maciejewski (REP)			Fred Miller (DEM)			
	AV	Elec Day	TOTAL	AV	Elec Day	TOTAL	
CLINTON TOWNSHIP							
02	327	40	100	140	53	104	157
06	756	86	175	261	127	295	422
08	586	70	177	247	85	214	299
09	441	36	131	167	58	184	242
12	368	34	123	157	49	136	185
14	306	29	99	128	52	98	150
15	626	72	204	276	77	223	300
21	436	53	100	153	108	148	256
22	712	65	148	213	135	312	447
30	650	80	196	276	111	223	334
	5,208	565	1,453	2,018	855	1,937	2,792
HARRISON TOWNSHIP							
01	855	142	255	397	83	279	362
02	920	100	269	369	128	315	443
03	676	73	258	331	67	189	256
04	1,235	190	447	637	114	341	455
05	1,050	212	407	619	107	170	277
06	1,083	147	394	541	113	298	411
07	1,120	172	386	558	159	278	437
08	637	81	182	263	97	208	305
09	899	203	307	510	122	177	299
10	696	92	233	325	79	204	283
	9,171	1,412	3,138	4,550	1,069	2,459	3,528
MOUNT CLEMENS							
01	533	14	46	60	126	336	462
02	772	54	241	295	96	350	446
03	553	35	173	208	57	263	320
04	499	40	136	176	50	249	299
05	517	28	35	63	162	275	437
06	563	28	120	148	83	306	389
08	423	29	116	145	61	196	257
09	859	102	275	377	153	287	440
	4,719	330	1,142	1,472	788	2,262	3,050

TOTALS							
	19,098	2,307	5,733	8,040	2,712	6,658	9,370

■ Yellow in the TOTALS column means precinct hasn't reported
N/A indicates AV (Absentee) results are included in Elec Day results

These same results may also be obtained via:
 > Election Telephone Hotline: 586.469.5209



Election Results

County Commissioner 10th District One 2-year term

Official results, updated November 15, 9:12 AM

[Race List](#) | [Race Summary](#) | [Race Details](#) | [Race Details \(Printer Friendly\)](#)

POLL BOOK TOTALS	Roland R. Frascchetti (REP)			William Anthony Crouchman (DEM)			
	AV	Elec Day	TOTAL	AV	Elec Day	TOTAL	
ST. CLAIR SHORES							
01	1,571	371	485	856	237	356	593
02	955	129	311	440	126	309	435
03	994	149	321	470	125	299	424
04	753	117	244	361	96	249	345
05	1,228	104	425	529	130	457	587
06	1,170	132	286	418	181	478	659
07	721	73	274	347	80	245	325
08	1,095	146	381	527	151	300	451
09	726	131	195	326	133	215	348
10	1,227	194	410	604	177	351	528
11	560	98	183	281	72	159	231
12	1,329	215	428	643	194	396	590
13	1,629	309	573	882	205	401	606
14	544	71	203	274	51	172	223
15	1,279	178	422	600	152	408	560
16	1,227	223	386	609	183	305	488
17	1,345	197	478	675	169	368	537
18	994	158	300	458	159	272	431
19	900	107	320	457	104	259	371

■ Yellow in the TOTALS column means precinct hasn't reported
N/A indicates AV (Absentee) results are included in Elec Day results

These same results may also be obtained via:
> Election Telephone Hotline: 586.469.5209



Election Results

County Commissioner 10th District One 2-year term

Official results, updated November 15, 9:12 AM

[Race List](#) | [Race Summary](#) | [Race Details](#) | [Race Details \(Printer Friendly\)](#)

POLL BOOK TOTALS	Roland R. Frascchetti (REP)			William Anthony Crouchman (DEM)			
	AV	Elec Day	TOTAL	AV	Elec Day	TOTAL	
ST. CLAIR SHORES							
01	1,571	371	485	856	237	356	593
02	955	129	311	440	126	309	435
03	994	149	321	470	125	299	424
04	753	117	244	361	96	249	345
05	1,228	104	425	529	130	457	587
06	1,170	132	286	418	181	478	659
07	721	73	274	347	80	245	325
08	1,095	146	381	527	151	300	451
09	726	131	195	326	133	215	348
10	1,227	194	410	604	177	351	528
11	560	98	183	281	72	159	231
12	1,329	215	428	643	194	396	590
13	1,629	309	573	882	205	401	606
14	544	71	203	274	51	172	223
15	1,279	178	422	600	152	408	560
16	1,227	223	386	609	183	305	488
17	1,345	197	478	675	169	368	537
18	994	158	300	458	159	272	431
19	909	127	330	457	124	252	376
20	647	108	227	335	86	166	252
21	918	122	299	421	109	290	399
22	779	112	286	398	73	226	299
23	1,089	149	387	536	149	305	454
24	1,383	295	342	637	243	368	611
	25,072	3,908	8,176	12,084	3,405	7,347	10,752
VILLAGE OF GROSSE POINTE SHORES							
03	34	N/A	23	23	N/A	9	9
	34	N/A	23	23	N/A	9	9
TOTALS							
	25,106	3,908	8,199	12,107	3,405	7,356	10,761

■ Yellow in the TOTALS column means precinct hasn't reported
N/A indicates AV (Absentee) results are included in Elec Day results

These same results may also be obtained via:
> Election Telephone Hotline: 586.469.5209



Election Results

County Commissioner 11th District One 2-year term

Official results, updated November 15, 9:12 AM

[Race List](#) | [Race Summary](#) | [Race Details](#) | [Race Details \(Printer Friendly\)](#)

POLL BOOK TOTALS	Kathy Tocco (DEM)			Thomas Young (REP)			
	AV	Elec Day	TOTAL	AV	Elec Day	TOTAL	
FRASER							
01	568	84	233	317	45	170	215
02	924	119	311	430	87	333	420
03	1,088	223	380	603	110	296	406
04	765	108	308	416	77	221	298
05	297	58	105	163	22	92	114
06	1,022	115	317	432	107	389	496
07	528	86	205	291	61	132	193
	5,192	793	1,859	2,652	509	1,633	2,142
ROSEVILLE							
01	373	50	136	186	25	130	155
02	495	83	192	275	46	143	189
03	746	138	344	482	52	174	226
04	546	103	189	292	58	162	220
05	858	141	352	493	64	237	301
06	612	67	271	338	32	206	238
07	372	41	164	205	27	120	147
08	652	95	269	364	37	205	242
09	619	107	255	362	59	164	223
10	370	58	145	203	25	115	140

■ Yellow in the TOTALS column means precinct hasn't reported
N/A indicates AV (Absentee) results are included in Elec Day results

These same results may also be obtained via:
> Election Telephone Hotline: 586.469.5209



Election Results

County Commissioner 11th District One 2-year term

Official results, updated November 15, 9:12 AM

[Race List](#) | [Race Summary](#) | [Race Details](#) | [Race Details \(Printer Friendly\)](#)

POLL BOOK TOTALS	Kathy Tocco (DEM)			Thomas Young (REP)			
	AV	Elec Day	TOTAL	AV	Elec Day	TOTAL	
FRASER							
01	568	84	233	317	45	170	215
02	924	119	311	430	87	333	420
03	1,088	223	380	603	110	296	406
04	765	108	308	416	77	221	298
05	297	58	105	163	22	92	114
06	1,022	115	317	432	107	389	496
07	528	86	205	291	61	132	193
	5,192	793	1,859	2,652	509	1,633	2,142
ROSEVILLE							
01	373	50	136	186	25	130	155
02	495	83	192	275	46	143	189
03	746	138	344	482	52	174	226
04	546	103	189	292	58	162	220
05	858	141	352	493	64	237	301
06	612	67	271	338	32	206	238
07	372	41	164	205	27	120	147
08	652	95	269	364	37	205	242
09	619	107	255	362	59	164	223
10	370	58	145	203	25	115	140
11	432	75	153	228	36	145	181
12	461	73	184	257	43	135	178
13	396	57	156	213	31	124	155
14	682	105	280	385	47	189	236
15	992	187	446	633	91	211	302
16	986	181	429	610	65	250	315
17	572	72	229	301	31	200	231
18	735	120	321	441	85	166	251
19	472	60	218	278	26	132	158
20	558	69	202	271	61	168	229
21	752	108	358	466	58	181	239
	12,681	1,990	5,293	7,283	999	3,557	4,556
TOTALS							
	17,873	2,783	7,152	9,935	1,508	5,190	6,698

■ Yellow in the TOTALS column means precinct hasn't reported
N/A indicates AV (Absentee) results are included in Elec Day results

These same results may also be obtained via:
> Election Telephone Hotline: 586.469.5209



Election Results

County Commissioner 12th District One 2-year term

Official results, updated November 15, 9:12 AM

[Race List](#) | [Race Summary](#) | [Race Details](#) | [Race Details \(Printer Friendly\)](#)

POLL BOOK TOTALS	Bob Smith Jr. (DEM)			James M. Perna (REP)			
	AV	Elec Day	TOTAL	AV	Elec Day	TOTAL	
CLINTON TOWNSHIP							
01	720	124	187	311	149	209	358
03	559	68	267	335	35	160	195
05	566	56	431	487	9	42	51
07	440	68	159	227	62	132	194
10	926	176	222	398	216	247	463
11	543	58	204	262	53	183	236
13	569	32	243	275	43	211	254
16	730	136	200	336	141	202	343
17	696	79	320	399	70	183	253
18	681	112	197	309	96	212	308
19	703	107	151	258	170	235	405
20	487	48	238	286	39	131	170
23	1,042	154	313	467	186	313	499
24	612	90	185	275	98	199	297
25	597	70	191	261	104	191	295
26A	988	89	138	227	107	204	311
27	722	124	182	306	138	222	360
31	742	48	291	339	73	275	348
32	589	84	133	217	122	211	333

■ Yellow in the TOTALS column means precinct hasn't reported
N/A indicates AV (Absentee) results are included in Elec Day results

These same results may also be obtained via:
 > Election Telephone Hotline: 586.469.5209



Election Results

County Commissioner 12th District One 2-year term

Official results, updated November 15, 9:12 AM

[Race List](#) | [Race Summary](#) | [Race Details](#) | [Race Details \(Printer Friendly\)](#)

POLL BOOK TOTALS	Bob Smith Jr. (DEM)			James M. Perna (REP)			
	AV	Elec Day	TOTAL	AV	Elec Day	TOTAL	
CLINTON TOWNSHIP							
01	720	124	187	311	149	209	358
03	559	68	267	335	35	160	195
05	566	56	431	487	9	42	51
07	440	68	159	227	62	132	194
10	926	176	222	398	216	247	463
11	543	58	204	262	53	183	236
13	569	32	243	275	43	211	254
16	730	136	200	336	141	202	343
17	696	79	320	399	70	183	253
18	681	112	197	309	96	212	308
19	703	107	151	258	170	235	405
20	487	48	238	286	39	131	170
23	1,042	154	313	467	186	313	499
24	612	90	185	275	98	199	297
25	597	70	191	261	104	191	295
26A	988	89	138	227	107	204	311
27	722	124	182	306	138	222	360
31	742	48	291	339	73	275	348
32	589	84	133	217	122	211	333
33B	971	1	7	8	5	7	12
35	1,260	285	304	589	275	316	591
36	823	94	312	406	132	232	364
37	1,079	188	332	520	201	269	470
39	678	132	193	325	108	205	313
40	831	105	251	356	102	312	414
41	716	121	208	329	104	221	325
42	856	139	330	469	105	225	330
43	303	27	71	98	74	115	189
46	912	195	243	438	258	157	415
	21,341	3,010	6,503	9,513	3,275	5,821	9,096
TOTALS							
	21,341	3,010	6,503	9,513	3,275	5,821	9,096

Yellow in the TOTALS column means precinct hasn't reported

N/A

indicates AV (Absentee) results are included in Elec Day results

These same results may also be obtained via:

> Election Telephone Hotline: 586.469.5209



Election Results

County Commissioner 13th District One 2-year term

Official results, updated November 15, 9:12 AM

[Race List](#) | [Race Summary](#) | [Race Details](#) | [Race Details \(Printer Friendly\)](#)

POLL BOOK TOTALS	Jeffery Sprys (DEM)			Joe Sabatini (REP)			
	AV	Elec Day	TOTAL	AV	Elec Day	TOTAL	
CLINTON TOWNSHIP							
04	440	65	141	206	63	124	187
26B	988	48	113	161	66	147	213
28	232	21	149	170	13	39	52
29	1,016	113	195	308	190	417	607
33A	971	138	287	425	120	313	433
34	421	38	212	250	26	125	151
38	709	46	158	204	99	340	439
44	1,080	165	196	361	230	379	609
45	803	73	163	236	131	369	500
	6,660	707	1,614	2,321	938	2,253	3,191
MACOMB TOWNSHIP							
03	677	32	148	180	56	400	456
04	839	70	227	297	72	414	486
05	740	68	182	250	104	340	444
06	773	104	168	272	135	314	449
07	742	51	179	230	102	350	452
08	689	65	179	244	88	298	386
10	545	46	187	233	53	229	282
11	997	60	250	310	125	510	635

■ Yellow in the TOTALS column means precinct hasn't reported
N/A indicates AV (Absentee) results are included in Elec Day results

These same results may also be obtained via:
> Election Telephone Hotline: 586.469.5209



Election Results

County Commissioner 13th District One 2-year term

Official results, updated November 15, 9:12 AM

[Race List](#) | [Race Summary](#) | [Race Details](#) | [Race Details \(Printer Friendly\)](#)

POLL BOOK TOTALS	Jeffery Sprys (DEM)			Joe Sabatini (REP)			
	AV	Elec Day	TOTAL	AV	Elec Day	TOTAL	
CLINTON TOWNSHIP							
04	440	65	141	206	63	124	187
26B	988	48	113	161	66	147	213
28	232	21	149	170	13	39	52
29	1,016	113	195	308	190	417	607
33A	971	138	287	425	120	313	433
34	421	38	212	250	26	125	151
38	709	46	158	204	99	340	439
44	1,080	165	196	361	230	379	609
45	803	73	163	236	131	369	500
	6,660	707	1,614	2,321	938	2,253	3,191
MACOMB TOWNSHIP							
03	677	32	148	180	56	400	456
04	839	70	227	297	72	414	486
05	740	68	182	250	104	340	444
06	773	104	168	272	135	314	449
07	742	51	179	230	102	350	452
08	689	65	179	244	88	298	386
10	545	46	187	233	53	229	282
11	997	60	250	310	125	510	635
12	794	64	206	270	137	335	472
13	804	32	234	266	68	400	468
14	927	58	181	239	105	500	605
17	801	35	211	246	88	411	499
18	536	51	207	258	62	191	253
19	307	25	117	142	22	127	149
20	779	51	170	221	86	415	501
28	475	23	126	149	44	251	295
29	669	23	210	233	48	340	388
30	761	52	169	221	90	398	488
33	586	81	142	223	86	232	318
35	504	27	153	180	45	249	294
	13,945	1,018	3,646	4,664	1,616	6,704	8,320
SHELBY TOWNSHIP							
04	891	62	167	229	179	379	558

27	914	104	223	327	161	348	509
	1,805	166	390	556	340	727	1,067
UTICA							
01	272	21	87	108	37	102	139
02	666	60	172	232	97	264	361
03	614	55	187	242	84	223	307
	1,552	136	446	582	218	589	807
TOTALS							
	23,962	2,027	6,096	8,123	3,112	10,273	13,385

■ Yellow in the TOTALS column means precinct hasn't reported
N/A indicates AV (Absentee) results are included in Elec Day results

These same results may also be obtained via:
 > Election Telephone Hotline: 586.469.5209



Election Results

Justice of Supreme Court Two 8-year terms

Official results, updated November 15, 9:12 AM

[Race List](#) | [Race Summary](#) | [Race Details](#) | [Race Details \(Printer Friendly\)](#)

POLL BOOK TOTALS	Alton Thomas Davis			Bob Roddis			Bob Young			Denise Langford Morris			Mary Beth K		
	AV	Elec Day	TOTAL	AV	Elec Day	TOTAL	AV	Elec Day	TOTAL	AV	Elec Day	TOTAL	AV	Elec Day	
ARMADA TOWNSHIP															
01	1,315	98	259	357	24	69	93	145	338	483	69	151	220	184	449
02	763	33	120	153	15	46	61	90	220	310	24	123	147	90	282
	2,078	131	379	510	39	115	154	235	558	793	93	274	367	274	731
BRUCE TOWNSHIP															
01	743	54	104	158	15	40	55	103	213	316	46	129	175	95	223
02	1,386	82	200	282	40	87	127	191	479	670	42	124	166	197	475
03	713	62	127	189	8	38	46	123	209	332	38	66	104	121	208
04	870	47	162	209	13	49	62	105	256	361	28	112	140	121	325
	3,712	245	593	838	76	214	290	522	1,157	1,679	154	431	585	534	1,231
CENTER LINE CITY															
01	627	51	150	201	7	54	61	61	138	199	27	114	141	74	206
02	420	38	77	115	15	31	46	50	110	160	31	78	109	55	149
03	665	40	133	173	11	69	80	54	183	237	30	169	199	62	217
04	362	16	73	89	10	38	48	27	114	141	9	67	76	30	131
05	384	15	86	101	3	23	26	34	98	132	12	70	82	40	127
	2,458	160	519	679	46	215	261	226	643	869	109	498	607	261	830
CHESTERFIELD TOWNSHIP															
01	914	64	148	212	33	65	98	113	241	354	63	161	224	124	321

■ Yellow in the TOTALS column means precinct hasn't reported
 N/A indicates AV (Absentee) results are included in Elec Day results

These same results may also be obtained via:
 > Election Telephone Hotline: 586.469.5209



Justice of Supreme Court Two 8-year terms

Official results, updated November 15, 9:12 AM

[Race List](#) |
 [Race Summary](#) |
 [Race Details](#) |
 [Race Details \(Printer Friendly\)](#)

POLL BOOK TOTALS	Alton Thomas Davis			Bob Roddis			Bob Young			Denise Langford Morris			Mary Beth Kelly			
	AV	Elec Day	TOTAL	AV	Elec Day	TOTAL	AV	Elec Day	TOTAL	AV	Elec Day	TOTAL	AV	Elec Day	TOTAL	
ARMADA TOWNSHIP																
01	1,315	98	259	357	24	69	93	145	338	483	69	151	220	184	449	633
02	763	33	120	153	15	46	61	90	220	310	24	123	147	90	282	372
	2,078	131	379	510	39	115	154	235	558	793	93	274	367	274	731	1,005
BRUCE TOWNSHIP																
01	743	54	104	158	15	40	55	103	213	316	46	129	175	95	223	318
02	1,386	82	200	282	40	87	127	191	479	670	42	124	166	197	475	672
03	713	62	127	189	8	38	46	123	209	332	38	66	104	121	208	329
04	870	47	162	209	13	49	62	105	256	361	28	112	140	121	325	446
	3,712	245	593	838	76	214	290	522	1,157	1,679	154	431	585	534	1,231	1,765
CENTER LINE CITY																
01	627	51	150	201	7	54	61	61	138	199	27	114	141	74	206	280
02	420	38	77	115	15	31	46	50	110	160	31	78	109	55	149	204
03	665	40	133	173	11	69	80	54	183	237	30	169	199	62	217	279
04	362	16	73	89	10	38	48	27	114	141	9	67	76	30	131	161
05	384	15	86	101	3	23	26	34	98	132	12	70	82	40	127	167
	2,458	160	519	679	46	215	261	226	643	869	109	498	607	261	830	1,091
CHESTERFIELD TOWNSHIP																
01	914	64	148	212	33	65	98	113	241	354	63	161	224	124	321	445
02	858	48	144	192	24	80	104	72	234	306	63	160	223	95	255	350
03	1,096	65	230	295	17	108	125	81	386	467	33	171	204	79	379	458
04	271	12	76	88	3	18	21	18	95	113	5	47	52	24	100	124
05	854	86	176	262	20	62	82	101	191	292	70	114	184	143	263	406
06	761	38	139	177	18	70	88	63	213	276	30	139	169	71	271	342
07	956	36	157	193	22	101	123	91	265	356	34	210	244	97	316	413
08	902	66	145	211	32	85	117	73	247	320	52	118	170	82	300	382
09	778	33	173	206	13	47	60	60	265	325	24	131	155	64	260	324
10	1,160	139	198	337	47	61	108	204	224	428	108	141	249	258	297	555
11	598	23	116	139	7	58	65	41	159	200	24	134	158	55	226	281
12	443	30	66	96	24	35	59	50	106	156	31	84	115	66	122	188
13	865	53	162	215	9	71	80	59	284	343	34	146	180	67	312	379
14	468	17	116	133	6	39	45	27	172	199	21	73	94	23	166	189
15	252	8	77	85	3	15	18	3	58	61	5	70	75	3	86	89
16	471	34	86	120	4	35	39	40	138	178	29	98	127	63	171	234
17	242	32	36	68	9	17	26	36	44	80	30	34	64	42	55	97
18	711	18	160	178	14	89	103	44	258	302	18	120	138	55	251	306
19	403	52	69	121	7	23	30	73	110	183	36	50	86	74	135	209

20	655	39	144	183	12	62	74	39	186	225	33	113	146	52	228	280
	13,658	893	2,618	3,511	324	1,141	1,465	1,288	3,876	5,164	743	2,314	3,057	1,537	4,514	6,051
CLINTON TOWNSHIP																
01	720	70	114	184	23	29	52	121	163	284	62	88	150	152	186	338
02	327	27	56	83	8	22	30	44	68	112	18	41	59	46	105	151
03	559	32	105	137	10	45	55	49	133	182	31	149	180	51	208	259
04	440	26	74	100	11	35	46	71	105	176	44	98	142	79	118	197
05	566	20	152	172	7	21	28	29	155	184	18	165	183	22	122	144
06	756	78	160	238	12	26	38	111	196	307	60	125	185	107	219	326
07	440	44	102	146	15	29	44	55	107	162	30	68	98	62	151	213
08	586	41	83	124	11	53	64	77	123	200	37	114	151	86	198	284
09	441	30	85	115	14	44	58	46	124	170	20	106	126	41	123	164
10	926	117	129	246	49	54	103	211	203	414	64	94	158	202	224	426
11	543	38	108	146	9	40	49	52	161	213	21	100	121	66	160	226
12	368	25	69	94	8	21	29	44	103	147	15	56	71	52	136	188
13	569	13	98	111	7	62	69	32	154	186	30	138	168	51	220	271
14	306	22	48	70	11	38	49	32	77	109	29	63	92	41	85	126
15	626	50	95	145	21	56	77	69	188	257	33	92	125	76	214	290
16	730	79	107	186	15	38	53	150	180	330	45	100	145	142	224	366
17	696	53	185	238	20	41	61	58	133	191	33	157	190	80	214	294
18	681	51	84	135	19	43	62	87	164	251	56	107	163	118	225	343
19	703	70	73	143	28	45	73	144	180	324	71	98	169	129	188	317
20	487	27	109	136	10	56	66	51	125	176	20	112	132	40	159	199
21	436	57	93	150	8	22	30	72	109	181	47	60	107	75	116	191
22	712	86	165	251	13	37	50	77	155	232	64	156	220	88	205	293
23	1,042	96	152	248	42	79	121	181	240	421	81	168	249	189	341	530
24	612	52	78	130	19	50	69	111	155	266	46	93	139	99	183	282
25	597	45	106	151	17	38	55	78	169	247	35	90	125	89	209	298
26	988	110	171	281	21	50	71	170	312	482	59	147	206	162	312	474
27	722	97	134	231	23	37	60	119	158	277	49	94	143	143	187	330
28	232	14	36	50	5	15	20	15	59	74	17	68	85	14	75	89
29	1,016	75	145	220	35	77	112	144	248	392	81	179	260	162	291	453
30	650	54	110	164	21	41	62	80	183	263	46	96	142	94	192	286
31	742	34	147	181	13	46	59	53	231	284	33	171	204	65	234	299
32	589	68	97	165	14	27	41	91	141	232	34	88	122	116	180	296
33	971	83	136	219	22	69	91	125	229	354	74	176	250	145	310	455
34	421	15	84	99	8	33	41	25	97	122	23	126	149	28	108	136
35	1,260	167	152	319	62	72	134	257	251	508	112	112	224	277	293	570
36	823	77	168	245	14	35	49	118	262	380	49	139	188	120	271	391
37	1,079	128	198	326	32	57	89	187	195	382	66	142	208	219	245	464
38	709	46	119	165	8	37	45	83	217	300	28	112	140	90	257	347
39	678	82	102	184	18	47	65	102	177	279	67	106	173	111	178	289
40	831	64	141	205	27	61	88	94	234	328	40	121	161	95	275	370
41	716	61	134	195	15	26	41	109	206	315	52	94	146	106	201	307
42	856	91	176	267	17	41	58	112	198	310	61	161	222	134	235	369
43	303	36	44	80	4	25	29	55	76	131	26	51	77	60	102	162
44	1,080	113	143	256	36	57	93	184	258	442	114	165	279	192	266	458
45	803	53	143	196	31	56	87	112	246	358	40	103	143	116	254	370
46	912	155	119	274	32	27	59	233	166	399	95	94	189	244	177	421
	31,250	2,872	5,329	8,201	865	1,960	2,825	4,520	7,814	12,334	2,176	5,183	7,359	4,876	9,176	14,052
EASTPOINTE																

55	979	57	171	228	17	74	91	110	267	377	41	210	251	93	349	442
56	498	39	83	122	15	43	58	56	141	197	36	100	136	62	159	221
57	855	67	173	240	32	76	108	107	241	348	41	119	160	105	265	370
58	1,258	121	261	382	21	70	91	196	356	552	62	183	245	156	352	508
	38,831	3,282	7,944	11,226	925	2,756	3,681	4,623	9,719	14,342	2,271	7,512	9,783	4,565	11,588	16,153

WASHINGTON TOWNSHIP

01	678	55	136	191	4	23	27	96	199	295	37	92	129	100	191	291
02	1,341	167	253	420	38	71	109	261	304	565	80	167	247	298	356	654
03	1,099	75	119	194	28	60	88	180	314	494	63	140	203	208	385	593
04	820	40	112	152	15	75	90	96	211	307	63	140	203	112	251	363
05	1,186	102	169	271	26	68	94	213	352	565	64	110	174	202	358	560
06	1,229	133	184	317	33	50	83	260	324	584	94	114	208	274	307	581
07	1,196	112	207	319	29	46	75	206	333	539	84	129	213	225	385	610
08	1,017	109	128	237	22	58	80	175	227	402	75	121	196	199	290	489
09	1,192	47	177	224	32	106	138	110	380	490	57	161	218	140	387	527
	9,758	840	1,485	2,325	227	557	784	1,597	2,644	4,241	617	1,174	1,791	1,758	2,910	4,668

TOTALS

	271,263	21,388	50,908	72,296	6,549	19,003	25,552	34,029	72,032	106,061	15,744	45,180	60,924	36,404	83,608	120,012
--	---------	--------	--------	--------	-------	--------	--------	--------	--------	---------	--------	--------	--------	--------	--------	---------

■ Yellow in the TOTALS column means precinct hasn't reported
 N/A indicates AV (Absentee) results are included in Elec Day results

These same results may also be obtained via:
 > Election Telephone Hotline: 586.469.5209



Election Results

Judge of Court of Appeals 2nd District - Incumbent Position One 6-year term

Official results, updated November 15, 9:12 AM

[Race List](#) | [Race Summary](#) | [Race Details](#) | [Race Details \(Printer Friendly\)](#)

POLL BOOK TOTALS	Pat Donofrio			TOTAL
	AV	Elec Day		
ARMADA TOWNSHIP				
01	1,315	180	465	645
02	763	91	302	393
	2,078	271	767	1,038
BRUCE TOWNSHIP				
01	743	116	259	375
02	1,386	189	485	674
03	713	131	239	370
04	870	103	318	421
	3,712	539	1,301	1,840
CENTER LINE CITY				
01	627	101	279	380
02	420	85	179	264
03	665	85	324	409
04	362	39	179	218
05	384	47	169	216
	2,458	357	1,130	1,487
CHESTERFIELD TOWNSHIP				
01	914	177	369	546
02	858	113	351	464

■ Yellow in the TOTALS column means precinct hasn't reported
N/A indicates AV (Absentee) results are included in Elec Day results

These same results may also be obtained via:
> Election Telephone Hotline: 586.469.5209



Election Results

Judge of Court of Appeals 2nd District - Incumbent Position One 6-year term

Official results, updated November 15, 9:12 AM

[Race List](#) | [Race Summary](#) | [Race Details](#) | [Race Details \(Printer Friendly\)](#)

	POLL BOOK TOTALS	Pat Donofrio		
		AV	Elec Day	TOTAL
ARMADA TOWNSHIP				
01	1,315	180	465	645
02	763	91	302	393
	2,078	271	767	1,038
BRUCE TOWNSHIP				
01	743	116	259	375
02	1,386	189	485	674
03	713	131	239	370
04	870	103	318	421
	3,712	539	1,301	1,840
CENTER LINE CITY				
01	627	101	279	380
02	420	85	179	264
03	665	85	324	409
04	362	39	179	218
05	384	47	169	216
	2,458	357	1,130	1,487
CHESTERFIELD TOWNSHIP				
01	914	177	369	546
02	858	113	351	464
03	1,096	107	522	629
04	271	21	126	147
05	854	169	308	477
06	761	90	332	422
07	956	118	422	540
08	902	126	338	464
09	778	84	367	451
10	1,160	300	352	652
11	598	64	278	342
12	443	80	168	248
13	865	82	391	473
14	468	32	213	245
15	252	7	148	155
16	471	68	209	277
17	242	62	77	139

18	711	63	363	426
19	403	102	134	236
20	655	77	306	383
	13,658	1,942	5,774	7,716

CLINTON TOWNSHIP

01	720	187	240	427
02	327	55	116	171
03	559	77	279	356
04	440	102	186	288
05	566	38	270	308
06	756	144	274	418
07	440	96	193	289
08	586	104	230	334
09	441	58	191	249
10	926	265	255	520
11	543	72	244	316
12	368	48	148	196
13	569	59	282	341
14	306	56	111	167
15	626	105	261	366
16	730	174	255	429
17	696	93	313	406
18	681	139	251	390
19	703	190	239	429
20	487	69	227	296
21	436	108	161	269
22	712	144	293	437
23	1,042	234	387	621
24	612	127	237	364
25	597	119	237	356
26	988	217	404	621
27	722	176	247	423
28	232	28	108	136
29	1,016	194	352	546
30	650	118	252	370
31	742	79	334	413
32	589	136	201	337
33	971	176	388	564
34	421	43	226	269
35	1,260	414	350	764
36	823	151	346	497
37	1,079	268	341	609
38	709	87	273	360
39	678	175	243	418
40	831	142	324	466
41	716	162	263	425
42	856	178	335	513
43	303	70	118	188

44	1,080	267	363	630
45	803	145	315	460
46	912	318	247	565
	31,250	6,407	11,910	18,317

EASTPOINTE

01	635	58	289	347
02	611	93	291	384
03	788	99	401	500
04	759	87	362	449
05	666	75	327	402
07	937	106	443	549
08	757	87	329	416
09	767	57	366	423
10	860	113	368	481
11	598	98	276	374
12	681	84	329	413
13	688	114	272	386
14	1,156	174	503	677
	9,903	1,245	4,556	5,801

FRASER

01	568	91	229	320
02	924	146	366	512
03	1,088	239	368	607
04	765	128	281	409
05	297	52	102	154
06	1,022	143	356	499
07	528	99	202	301
	5,192	898	1,904	2,802

HARRISON TOWNSHIP

01	855	158	313	471
02	920	152	381	533
03	676	82	255	337
04	1,235	218	478	696
05	1,050	213	367	580
06	1,083	182	457	639
07	1,120	191	398	589
08	637	123	259	382
09	899	237	285	522
10	696	116	264	380
	9,171	1,672	3,457	5,129

LENOX TOWNSHIP

01	676	124	199	323
02	830	125	350	475
03	862	128	394	522
04	336	22	195	217
	2,704	399	1,138	1,537

MACOMB TOWNSHIP

01	665	80	279	359
02	788	130	316	446

03	677	56	346	402
04	839	94	390	484
05	740	120	308	428
06	773	162	301	463
07	742	88	324	412
08	689	89	289	378
09	651	67	315	382
10	545	66	274	340
11	997	129	477	606
12	794	132	332	464
13	804	63	397	460
14	927	103	399	502
15	906	205	316	521
16	1,002	81	431	512
17	801	81	358	439
18	536	70	277	347
19	307	34	164	198
20	779	93	337	430
21	937	200	343	543
22	929	191	310	501
23	871	236	271	507
24	691	133	256	389
25	509	39	251	290
26	494	61	226	287
27	491	47	213	260
28	475	45	214	259
29	669	53	342	395
30	761	93	363	456
31	394	89	149	238
32	665	52	300	352
33	586	109	209	318
34	663	57	267	324
35	504	53	248	301
	24,601	3,401	10,592	13,993

MEMPHIS

01	263	N/A	144	144
	263	N/A	144	144

MOUNT CLEMENS

01	533	95	221	316
02	772	99	335	434
03	553	60	254	314
04	499	56	217	273
05	517	133	169	302
06	563	72	240	312
08	423	64	200	264
09	859	167	311	478
	4,719	746	1,947	2,693

NEW BALTIMORE

01				
----	--	--	--	--

	625	59	264	323
02	572	81	244	325
03	1,035	127	430	557
04	834	125	369	494
05	902	113	388	501
	3,968	505	1,695	2,200

RAY TOWNSHIP

01	645	82	205	287
02	871	133	298	431
	1,516	215	503	718

RICHMOND TOWNSHIP

01	660	N/A	322	322
02	719	N/A	370	370
	1,379	N/A	692	692

RICHMOND CITY

01	1,140	200	453	653
02	826	113	359	472
	1,966	313	812	1,125

ROSEVILLE

01	373	59	172	231
02	495	76	215	291
03	746	134	344	478
04	546	104	236	340
05	858	154	364	518
06	612	63	316	379
07	372	48	176	224
08	652	93	299	392
09	619	117	281	398
10	370	54	187	241
11	432	86	176	262
12	461	83	204	287
13	396	60	189	249
14	682	114	304	418
15	992	192	385	577
16	986	179	415	594
17	572	71	257	328
18	735	127	277	404
19	472	63	221	284
20	558	94	249	343
21	752	125	362	487
	12,681	2,096	5,629	7,725

SHELBY TOWNSHIP

01	1,294	224	453	677
02	1,008	171	374	545
03	495	63	191	254
04	891	146	328	474
05	1,219	245	420	665
06	618	52	306	358
07	1,062	226	366	592

08	533	98	185	283
09	523	46	227	273
10	717	119	241	360
11	757	127	286	413
12	741	125	247	372
13	545	117	157	274
14	887	129	349	478
15	549	89	187	276
16	1,331	266	422	688
17	1,251	174	491	665
18	646	143	222	365
19	688	101	271	372
20	545	112	240	352
21	420	44	195	239
22	1,442	284	499	783
23	1,222	204	431	635
24	1,464	298	502	800
25	1,022	215	312	527
26	824	288	231	519
27	914	176	353	529
28	1,217	387	317	704
29	599	48	248	296
	25,424	4,717	9,051	13,768

ST. CLAIR SHORES

01	1,571	380	486	866
02	955	176	348	524
03	994	178	340	518
04	753	137	302	439
05	1,228	150	489	639
06	1,170	199	466	665
07	721	108	318	426
08	1,095	206	387	593
09	726	161	242	403
10	1,227	238	457	695
11	560	99	209	308
12	1,329	258	490	748
13	1,629	306	542	848
14	544	72	207	279
15	1,279	223	483	706
16	1,227	269	471	740
17	1,345	266	477	743
18	994	214	347	561
19	909	170	334	504
20	647	130	262	392
21	918	168	366	534
22	779	135	325	460
23	1,089	190	421	611
24	1,383	353	421	774

	25,072	4,786	9,190	13,976
STERLING HEIGHTS				
01	717	131	309	440
02	922	167	346	513
03	960	210	382	592
04	1,301	215	482	697
05	1,033	239	347	586
06	1,036	202	374	576
08	414	60	171	231
09	857	156	323	479
10	886	189	329	518
11	998	234	337	571
12	673	124	251	375
13	311	65	127	192
14	290	80	97	177
15	703	123	305	428
16	615	107	252	359
17	654	106	242	348
18	703	112	311	423
19	733	136	254	390
20	1,008	199	378	577
21	606	124	245	369
22	489	81	196	277
23	545	77	248	325
24	597	83	244	327
25	773	113	321	434
26	756	145	304	449
27	747	65	339	404
28	859	178	316	494
29	560	68	235	303
30	892	131	380	511
31	862	117	343	460
32	1,150	170	480	650
33	853	145	324	469
34	930	146	383	529
35	510	68	205	273
36	329	52	152	204
37	749	140	270	410
38	969	142	376	518
39	558	53	267	320
40	1,103	239	408	647
41	1,199	172	463	635
42	430	114	127	241
43	818	112	355	467
44	483	52	203	255
45	649	89	259	348
46	858	154	365	519
47	400	59	179	238
48	684	133	259	392

49	856	183	291	474
50	1,564	380	496	876
51	837	206	261	467
52	944	156	372	528
	39,373	7,002	15,283	22,285

UTICA

01	272	37	114	151
02	666	106	249	355
03	614	105	249	354
	1,552	248	612	860

VILLAGE OF GROSSE POINTE SHORES

03	34	N/A	22	22
	34	N/A	22	22

WARREN

01	628	62	290	352
02	375	48	189	237
03	799	103	369	472
04	656	74	276	350
05	545	81	239	320
06	819	119	341	460
07	428	30	229	259
08	216	21	115	136
09	352	36	147	183
10	472	34	234	268
11	420	42	205	247
12	336	33	135	168
13	386	44	182	226
14	659	86	310	396
15	470	52	215	267
16	381	55	172	227
17	738	82	324	406
18	226	33	104	137
19	653	85	281	366
20	963	178	340	518
21	83	10	34	44
22	976	137	353	490
23	878	181	367	548
24	320	62	137	199
25	550	87	236	323
26	392	29	194	223
27	1,058	218	364	582
28	502	110	171	281
29	692	138	263	401
30	481	83	179	262
31	1,170	246	414	660
32	998	195	369	564
33	1,079	235	377	612
34	491	83	212	295

35	942	196	346	542
36	501	71	215	286
37	901	163	344	507
38	364	44	145	189
39	350	25	148	173
40	543	86	216	302
41	589	98	206	304
42	509	108	162	270
43	575	107	203	310
44	753	140	297	437
45	689	174	264	438
46	657	115	262	377
47	605	98	218	316
48	983	180	322	502
49	1,195	259	445	704
50	982	164	389	553
51	1,260	314	399	713
52	766	152	286	438
53	985	178	351	529
54	900	176	323	499
55	979	139	377	516
56	498	89	197	286
57	855	146	331	477
58	1,258	228	503	731
	38,831	6,562	15,316	21,878
WASHINGTON TOWNSHIP				
01	678	107	230	337
02	1,341	329	418	747
03	1,099	208	349	557
04	820	132	291	423
05	1,186	203	370	573
06	1,229	316	379	695
07	1,196	210	400	610
08	1,017	212	317	529
09	1,192	135	443	578
	9,758	1,852	3,197	5,049
TOTALS				
	271,263	46,173	106,622	152,795

■ Yellow in the TOTALS column means precinct hasn't reported
N/A indicates AV (Absentee) results are included in Elec Day results

These same results may also be obtained via:
 > Election Telephone Hotline: 586.469.5209



Election Results

Judge of Circuit Court 16th Circuit - Incumbent Position Two 6-year terms

Official results, updated November 15, 9:12 AM

[Race List](#) | [Race Summary](#) | [Race Details](#) | [Race Details \(Printer Friendly\)](#)

POLL BOOK TOTALS	Mary A. Chrzanowski			Richard L. Caretti			
	AV	Elec Day	TOTAL	AV	Elec Day	TOTAL	
ARMADA TOWNSHIP							
01	1,315	193	440	633	160	401	561
02	763	84	286	370	81	257	338
	2,078	277	726	1,003	241	658	899
BRUCE TOWNSHIP							
01	743	96	229	325	102	228	330
02	1,386	175	431	606	173	412	585
03	713	121	226	347	122	211	333
04	870	94	313	407	90	292	382
	3,712	486	1,199	1,685	487	1,143	1,630
CENTER LINE CITY							
01	627	94	264	358	86	221	307
02	420	82	170	252	72	146	218
03	665	76	305	381	69	249	318
04	362	40	171	211	27	133	160
05	384	46	163	209	36	119	155
	2,458	338	1,073	1,411	290	868	1,158
CHESTERFIELD TOWNSHIP							
01	914	159	326	485	159	313	472
02	858	104	334	438	109	304	413

■ Yellow in the TOTALS column means precinct hasn't reported
N/A indicates AV (Absentee) results are included in Elec Day results

These same results may also be obtained via:
> Election Telephone Hotline: 586.469.5209



Election Results

Judge of Circuit Court 16th Circuit - Incumbent Position Two 6-year terms

Official results, updated November 15, 9:12 AM

[Race List](#) | [Race Summary](#) | [Race Details](#) | [Race Details \(Printer Friendly\)](#)

POLL BOOK TOTALS	Mary A. Chrzanowski			Richard L. Caretti			
	AV	Elec Day	TOTAL	AV	Elec Day	TOTAL	
ARMADA TOWNSHIP							
01	1,315	193	440	633	160	401	561
02	763	84	286	370	81	257	338
	2,078	277	726	1,003	241	658	899
BRUCE TOWNSHIP							
01	743	96	229	325	102	228	330
02	1,386	175	431	606	173	412	585
03	713	121	226	347	122	211	333
04	870	94	313	407	90	292	382
	3,712	486	1,199	1,685	487	1,143	1,630
CENTER LINE CITY							
01	627	94	264	358	86	221	307
02	420	82	170	252	72	146	218
03	665	76	305	381	69	249	318
04	362	40	171	211	27	133	160
05	384	46	163	209	36	119	155
	2,458	338	1,073	1,411	290	868	1,158
CHESTERFIELD TOWNSHIP							
01	914	159	326	485	159	313	472
02	858	104	334	438	109	304	413
03	1,096	110	462	572	100	437	537
04	271	20	117	137	22	110	132
05	854	165	277	442	156	257	413
06	761	83	309	392	83	277	360
07	956	109	369	478	107	349	456
08	902	113	323	436	111	287	398
09	778	75	332	407	78	299	377
10	1,160	280	327	607	273	298	571
11	598	57	246	303	55	236	291
12	443	74	155	229	68	142	210
13	865	82	335	417	73	304	377
14	468	30	190	220	24	193	217
15	252	7	120	127	7	110	117
16	471	67	185	252	62	179	241
17	242	58	68	126	51	64	115

18	711	67	321	388	58	290	348
19	403	93	125	218	92	107	199
20	655	69	265	334	67	247	314
	13,658	1,822	5,186	7,008	1,755	4,803	6,558

CLINTON TOWNSHIP

01	720	177	223	400	159	184	343
02	327	55	116	171	55	101	156
03	559	66	247	313	68	218	286
04	440	99	175	274	85	145	230
05	566	36	244	280	38	198	236
06	756	132	241	373	135	227	362
07	440	99	170	269	92	169	261
08	586	98	220	318	109	191	300
09	441	61	171	232	57	159	216
10	926	238	238	476	252	229	481
11	543	65	227	292	64	185	249
12	368	46	136	182	48	119	167
13	569	52	257	309	49	226	275
14	306	49	105	154	49	93	142
15	626	99	242	341	89	207	296
16	730	165	239	404	158	199	357
17	696	79	277	356	84	256	340
18	681	139	226	365	134	218	352
19	703	161	198	359	178	224	402
20	487	67	225	292	59	180	239
21	436	102	156	258	97	130	227
22	712	125	264	389	122	220	342
23	1,042	211	346	557	206	332	538
24	612	117	202	319	123	205	328
25	597	110	230	340	112	193	305
26	988	199	359	558	206	341	547
27	722	172	214	386	159	200	359
28	232	22	102	124	25	78	103
29	1,016	176	329	505	182	296	478
30	650	114	235	349	99	198	297
31	742	71	284	355	74	281	355
32	589	121	176	297	124	192	316
33	971	177	338	515	165	306	471
34	421	39	187	226	36	173	209
35	1,260	368	316	684	351	316	667
36	823	133	315	448	131	297	428
37	1,079	252	323	575	242	272	514
38	709	78	253	331	89	248	337
39	678	170	223	393	161	193	354
40	831	129	288	417	130	251	381
41	716	153	229	382	142	217	359
42	856	167	306	473	156	284	440
43	303	59	92	151	66	114	180

44	1,080	238	324	562	249	303	552
45	803	132	284	416	127	287	414
46	912	297	219	516	294	200	494
	31,250	5,915	10,771	16,686	5,830	9,855	15,685

EASTPOINTE

01	635	50	269	319	52	235	287
02	611	84	248	332	80	245	325
03	788	92	353	445	85	316	401
04	759	85	329	414	76	299	375
05	666	73	288	361	59	277	336
07	937	92	396	488	87	352	439
08	757	80	291	371	87	266	353
09	767	61	342	403	52	306	358
10	860	112	339	451	101	307	408
11	598	105	260	365	84	215	299
12	681	75	304	379	78	264	342
13	688	100	261	361	101	235	336
14	1,156	159	436	595	145	431	576
	9,903	1,168	4,116	5,284	1,087	3,748	4,835

FRASER

01	568	79	210	289	76	203	279
02	924	136	351	487	119	294	413
03	1,088	207	366	573	211	317	528
04	765	119	267	386	113	231	344
05	297	55	96	151	45	90	135
06	1,022	132	337	469	140	333	473
07	528	91	181	272	92	172	264
	5,192	819	1,808	2,627	796	1,640	2,436

HARRISON TOWNSHIP

01	855	157	282	439	148	250	398
02	920	147	345	492	135	316	451
03	676	83	248	331	72	220	292
04	1,235	207	434	641	192	391	583
05	1,050	189	343	532	198	288	486
06	1,083	173	396	569	166	397	563
07	1,120	190	360	550	171	318	489
08	637	110	237	347	103	214	317
09	899	226	262	488	202	243	445
10	696	111	257	368	103	216	319
	9,171	1,593	3,164	4,757	1,490	2,853	4,343

LENOX TOWNSHIP

01	676	128	190	318	114	169	283
02	830	111	306	417	112	298	410
03	862	113	367	480	111	323	434
04	336	25	176	201	23	147	170
	2,704	377	1,039	1,416	360	937	1,297

MACOMB TOWNSHIP

01	665	84	251	335	80	242	322
02	788	132	289	421	129	271	400

03	677	59	304	363	56	305	361
04	839	90	349	439	82	339	421
05	740	123	278	401	110	279	389
06	773	158	259	417	146	253	399
07	742	91	304	395	90	271	361
08	689	85	275	360	87	248	335
09	651	52	276	328	64	271	335
10	545	57	247	304	58	221	279
11	997	107	417	524	103	402	505
12	794	121	303	424	118	273	391
13	804	53	367	420	60	333	393
14	927	98	369	467	88	348	436
15	906	180	298	478	194	267	461
16	1,002	75	404	479	77	384	461
17	801	80	319	399	71	330	401
18	536	66	244	310	61	213	274
19	307	28	147	175	28	133	161
20	779	82	301	383	81	292	373
21	937	182	313	495	183	282	465
22	929	179	282	461	170	278	448
23	871	212	241	453	226	242	468
24	691	134	226	360	124	218	342
25	509	33	230	263	37	223	260
26	494	60	197	257	58	188	246
27	491	43	186	229	41	195	236
28	475	41	188	229	45	193	238
29	669	48	316	364	48	290	338
30	761	84	319	403	84	301	385
31	394	83	132	215	84	138	222
32	665	42	286	328	53	275	328
33	586	101	200	301	101	173	274
34	663	53	252	305	63	237	300
35	504	48	225	273	53	224	277
	24,601	3,164	9,594	12,758	3,153	9,132	12,285

MEMPHIS

01	263	N/A	136	136	N/A	119	119
	263	N/A	136	136	N/A	119	119

MOUNT CLEMENS

01	533	91	206	297	85	182	267
02	772	79	309	388	83	265	348
03	553	61	218	279	49	207	256
04	499	55	211	266	53	181	234
05	517	126	173	299	97	127	224
06	563	71	239	310	60	207	267
08	423	67	162	229	53	169	222
09	859	168	294	462	157	272	429
	4,719	718	1,812	2,530	637	1,610	2,247

NEW BALTIMORE

01							
----	--	--	--	--	--	--	--

	625	64	241	305	58	227	285
02	572	77	223	300	71	203	274
03	1,035	118	389	507	122	393	515
04	834	119	322	441	114	303	417
05	902	109	354	463	111	345	456
	3,968	487	1,529	2,016	476	1,471	1,947

RAY TOWNSHIP

01	645	83	179	262	68	186	254
02	871	123	270	393	135	271	406
	1,516	206	449	655	203	457	660

RICHMOND TOWNSHIP

01	660	N/A	288	288	N/A	283	283
02	719	N/A	347	347	N/A	330	330
	1,379	N/A	635	635	N/A	613	613

RICHMOND CITY

01	1,140	186	424	610	187	369	556
02	826	101	323	424	103	310	413
	1,966	287	747	1,034	290	679	969

ROSEVILLE

01	373	52	158	210	46	135	181
02	495	75	192	267	66	180	246
03	746	129	299	428	115	245	360
04	546	101	212	313	91	178	269
05	858	164	325	489	137	310	447
06	612	66	282	348	60	265	325
07	372	47	171	218	41	152	193
08	652	100	295	395	82	238	320
09	619	107	243	350	101	219	320
10	370	57	163	220	44	159	203
11	432	82	156	238	72	148	220
12	461	75	176	251	71	164	235
13	396	57	177	234	45	161	206
14	682	106	271	377	101	234	335
15	992	185	363	548	163	304	467
16	986	172	394	566	158	342	500
17	572	62	246	308	62	216	278
18	735	115	249	364	115	237	352
19	472	56	198	254	57	167	224
20	558	103	225	328	90	199	289
21	752	123	323	446	111	287	398
	12,681	2,034	5,118	7,152	1,828	4,540	6,368

SHELBY TOWNSHIP

01	1,294	202	379	581	217	415	632
02	1,008	165	333	498	155	323	478
03	495	65	185	250	61	164	225
04	891	139	295	434	148	276	424
05	1,219	235	360	595	232	348	580
06	618	48	276	324	48	255	303
07	1,062	210	302	512	210	316	526

08	533	86	161	247	91	166	257
09	523	41	212	253	31	193	224
10	717	108	227	335	107	200	307
11	757	115	249	364	112	246	358
12	741	126	223	349	130	217	347
13	545	116	139	255	112	133	245
14	887	116	302	418	120	310	430
15	549	83	187	270	77	163	240
16	1,331	243	386	629	259	381	640
17	1,251	159	440	599	163	445	608
18	646	132	191	323	141	188	329
19	688	99	221	320	98	239	337
20	545	104	209	313	97	194	291
21	420	41	159	200	43	158	201
22	1,442	270	443	713	270	431	701
23	1,222	171	381	552	199	360	559
24	1,464	276	452	728	294	470	764
25	1,022	201	271	472	214	296	510
26	824	276	196	472	247	188	435
27	914	171	311	482	165	292	457
28	1,217	359	298	657	346	279	625
29	599	47	221	268	44	231	275
	25,424	4,404	8,009	12,413	4,431	7,877	12,308

ST. CLAIR SHORES

01	1,571	344	425	769	361	436	797
02	955	163	305	468	150	298	448
03	994	156	304	460	164	282	446
04	753	135	255	390	129	232	361
05	1,228	130	439	569	141	399	540
06	1,170	176	395	571	173	395	568
07	721	101	285	386	93	262	355
08	1,095	187	365	552	179	341	520
09	726	160	204	364	143	210	353
10	1,227	232	416	648	220	404	624
11	560	102	184	286	87	174	261
12	1,329	248	446	694	236	421	657
13	1,629	276	492	768	281	466	747
14	544	65	190	255	66	172	238
15	1,279	212	425	637	210	420	630
16	1,227	249	423	672	240	373	613
17	1,345	249	436	685	234	407	641
18	994	214	305	519	190	289	479
19	909	160	288	448	143	285	428
20	647	117	230	347	116	216	332
21	918	150	310	460	153	305	458
22	779	112	260	372	119	266	385
23	1,089	176	379	555	178	359	537
24	1,383	329	383	712	326	334	660

	25,072	4,443	8,144	12,587	4,332	7,746	12,078
STERLING HEIGHTS							
01	717	128	283	411	117	248	365
02	922	150	323	473	152	285	437
03	960	198	355	553	187	313	500
04	1,301	203	445	648	198	413	611
05	1,033	241	322	563	212	291	503
06	1,036	211	345	556	191	320	511
08	414	57	158	215	53	136	189
09	857	148	312	460	138	276	414
10	886	173	290	463	165	268	433
11	998	218	308	526	197	286	483
12	673	128	244	372	113	213	326
13	311	59	108	167	56	108	164
14	290	76	91	167	69	89	158
15	703	117	268	385	107	251	358
16	615	100	229	329	99	202	301
17	654	98	231	329	96	209	305
18	703	116	274	390	97	246	343
19	733	130	251	381	119	207	326
20	1,008	194	354	548	190	310	500
21	606	120	218	338	104	204	308
22	489	81	189	270	69	158	227
23	545	67	237	304	72	191	263
24	597	78	207	285	81	211	292
25	773	103	288	391	100	277	377
26	756	152	283	435	140	267	407
27	747	64	320	384	65	291	356
28	859	174	298	472	158	252	410
29	560	68	233	301	65	197	262
30	892	117	320	437	128	306	434
31	862	111	335	446	114	300	414
32	1,150	164	444	608	160	421	581
33	853	140	301	441	134	279	413
34	930	132	338	470	126	324	450
35	510	70	182	252	66	162	228
36	329	46	133	179	47	128	175
37	749	136	261	397	126	228	354
38	969	142	354	496	135	313	448
39	558	49	241	290	42	213	255
40	1,103	219	358	577	225	341	566
41	1,199	167	426	593	152	409	561
42	430	102	114	216	92	98	190
43	818	119	330	449	96	292	388
44	483	47	189	236	43	174	217
45	649	90	234	324	83	211	294
46	858	149	320	469	133	292	425
47	400	60	163	223	57	160	217
48	684	123	238	361	125	233	358

49	856	163	265	428	165	251	416
50	1,564	349	448	797	342	438	780
51	837	194	248	442	180	231	411
52	944	146	333	479	146	322	468
	39,373	6,687	14,039	20,726	6,327	12,845	19,172

UTICA

01	272	30	98	128	30	87	117
02	666	87	231	318	98	209	307
03	614	93	226	319	95	188	283
	1,552	210	555	765	223	484	707

VILLAGE OF GROSSE POINTE SHORES

03	34	N/A	19	19	N/A	20	20
	34	N/A	19	19	N/A	20	20

WARREN

01	628	62	278	340	47	218	265
02	375	50	176	226	34	147	181
03	799	98	343	441	100	269	369
04	656	75	298	373	58	193	251
05	545	82	216	298	62	184	246
06	819	132	318	450	106	260	366
07	428	27	204	231	25	181	206
08	216	16	106	122	19	89	108
09	352	34	146	180	29	126	155
10	472	33	231	264	21	169	190
11	420	47	190	237	39	153	192
12	336	38	145	183	34	93	127
13	386	41	190	231	37	132	169
14	659	82	283	365	72	256	328
15	470	53	211	264	42	163	205
16	381	57	168	225	44	130	174
17	738	81	317	398	69	229	298
18	226	29	102	131	27	72	99
19	653	83	291	374	71	237	308
20	963	181	339	520	140	289	429
21	83	6	39	45	9	20	29
22	976	136	377	513	113	281	394
23	878	181	339	520	150	275	425
24	320	61	128	189	47	113	160
25	550	81	229	310	76	194	270
26	392	30	171	201	19	150	169
27	1,058	201	346	547	181	290	471
28	502	100	166	266	97	132	229
29	692	130	246	376	115	214	329
30	481	87	185	272	77	144	221
31	1,170	230	399	629	213	338	551
32	998	182	374	556	165	305	470
33	1,079	240	373	613	221	320	541
34	491	76	214	290	69	165	234

35	942	191	344	535	169	285	454
36	501	66	216	282	59	180	239
37	901	168	345	513	137	275	412
38	364	41	141	182	35	109	144
39	350	24	140	164	20	102	122
40	543	86	214	300	73	171	244
41	589	97	221	318	93	171	264
42	509	115	160	275	101	132	233
43	575	105	192	297	94	165	259
44	753	145	268	413	112	236	348
45	689	161	255	416	158	228	386
46	657	114	255	369	105	212	317
47	605	95	223	318	90	187	277
48	983	190	310	500	165	265	430
49	1,195	262	438	700	228	368	596
50	982	173	365	538	147	326	473
51	1,260	317	390	707	290	312	602
52	766	149	282	431	133	241	374
53	985	182	352	534	158	298	456
54	900	168	325	493	156	287	443
55	979	140	364	504	121	311	432
56	498	86	195	281	72	173	245
57	855	142	338	480	131	268	399
58	1,258	220	505	725	197	417	614
	38,831	6,479	14,976	21,455	5,672	12,250	17,922
WASHINGTON TOWNSHIP							
01	678	100	202	302	93	195	288
02	1,341	311	371	682	312	383	695
03	1,099	194	316	510	193	297	490
04	820	122	275	397	125	240	365
05	1,186	192	324	516	193	339	532
06	1,229	287	329	616	293	343	636
07	1,196	176	366	542	192	351	543
08	1,017	197	287	484	193	275	468
09	1,192	123	392	515	120	417	537
	9,758	1,702	2,862	4,564	1,714	2,840	4,554
TOTALS							
	271,263	43,616	97,706	141,322	41,622	89,188	130,810

■ Yellow in the TOTALS column means precinct hasn't reported
N/A indicates AV (Absentee) results are included in Elec Day results

These same results may also be obtained via:
 > Election Telephone Hotline: 586.469.5209



Election Results

Judge of Circuit Court 16th Circuit - Non-Incumbent Position One 6-year term

Official results, updated November 15, 9:12 AM

[Race List](#) | [Race Summary](#) | [Race Details](#) | [Race Details \(Printer Friendly\)](#)

POLL BOOK TOTALS	Kathy Viviano			Michael E. Servitto			
	AV	Elec Day	TOTAL	AV	Elec Day	TOTAL	
ARMADA TOWNSHIP							
01	1,315	156	366	522	106	273	379
02	763	73	245	318	50	163	213
	2,078	229	611	840	156	436	592
BRUCE TOWNSHIP							
01	743	104	218	322	43	122	165
02	1,386	182	408	590	82	273	355
03	713	112	220	332	53	113	166
04	870	89	255	344	59	172	231
	3,712	487	1,101	1,588	237	680	917
CENTER LINE CITY							
01	627	74	230	304	46	127	173
02	420	67	140	207	38	89	127
03	665	78	276	354	25	154	179
04	362	36	154	190	16	82	98
05	384	45	130	175	22	100	122
	2,458	300	930	1,230	147	552	699
CHESTERFIELD TOWNSHIP							
01	914	139	299	438	76	183	259
02	858	78	293	371	77	193	270

■ Yellow in the TOTALS column means precinct hasn't reported
N/A indicates AV (Absentee) results are included in Elec Day results

These same results may also be obtained via:
> Election Telephone Hotline: 586.469.5209



Election Results

Judge of Circuit Court 16th Circuit - Non-Incumbent Position One 6-year term

Official results, updated November 15, 9:12 AM

[Race List](#) | [Race Summary](#) | [Race Details](#) | [Race Details \(Printer Friendly\)](#)

POLL BOOK TOTALS	Kathy Viviano			Michael E. Servitto			
	AV	Elec Day	TOTAL	AV	Elec Day	TOTAL	
ARMADA TOWNSHIP							
01	1,315	156	366	522	106	273	379
02	763	73	245	318	50	163	213
	2,078	229	611	840	156	436	592
BRUCE TOWNSHIP							
01	743	104	218	322	43	122	165
02	1,386	182	408	590	82	273	355
03	713	112	220	332	53	113	166
04	870	89	255	344	59	172	231
	3,712	487	1,101	1,588	237	680	917
CENTER LINE CITY							
01	627	74	230	304	46	127	173
02	420	67	140	207	38	89	127
03	665	78	276	354	25	154	179
04	362	36	154	190	16	82	98
05	384	45	130	175	22	100	122
	2,458	300	930	1,230	147	552	699
CHESTERFIELD TOWNSHIP							
01	914	139	299	438	76	183	259
02	858	78	293	371	77	193	270
03	1,096	81	399	480	58	266	324
04	271	23	101	124	8	75	83
05	854	141	224	365	77	187	264
06	761	66	236	302	44	192	236
07	956	97	358	455	58	198	256
08	902	101	268	369	58	203	261
09	778	59	297	356	49	160	209
10	1,160	221	287	508	174	196	370
11	598	45	224	269	33	145	178
12	443	70	142	212	44	92	136
13	865	73	307	380	49	198	247
14	468	21	162	183	30	137	167
15	252	4	111	115	5	65	70
16	471	55	172	227	33	96	129
17	242	51	66	117	35	34	69

18	711	48	279	327	36	191	227
19	403	82	120	202	42	77	119
20	655	50	210	260	38	175	213
	13,658	1,505	4,555	6,060	1,024	3,063	4,087

CLINTON TOWNSHIP

01	720	155	171	326	93	146	239
02	327	51	108	159	30	65	95
03	559	56	221	277	35	150	185
04	440	77	147	224	45	90	135
05	566	35	260	295	19	113	132
06	756	118	240	358	77	146	223
07	440	66	168	234	49	90	139
08	586	78	209	287	57	129	186
09	441	48	149	197	37	100	137
10	926	212	235	447	154	149	303
11	543	66	224	290	39	108	147
12	368	39	118	157	33	91	124
13	569	38	213	251	38	148	186
14	306	42	90	132	29	72	101
15	626	67	197	264	63	162	225
16	730	147	227	374	83	119	202
17	696	62	246	308	66	158	224
18	681	100	191	291	83	145	228
19	703	155	242	397	105	109	214
20	487	47	165	212	31	126	157
21	436	72	116	188	64	94	158
22	712	102	218	320	83	165	248
23	1,042	185	300	485	133	245	378
24	612	99	185	284	68	126	194
25	597	74	187	261	72	129	201
26	988	165	329	494	126	222	348
27	722	141	186	327	108	138	246
28	232	18	89	107	16	61	77
29	1,016	151	325	476	124	190	314
30	650	90	213	303	72	133	205
31	742	72	290	362	37	170	207
32	589	115	174	289	70	94	164
33	971	146	320	466	96	213	309
34	421	31	179	210	21	99	120
35	1,260	301	283	584	212	233	445
36	823	130	296	426	65	169	234
37	1,079	195	261	456	167	210	377
38	709	86	285	371	46	137	183
39	678	140	186	326	92	145	237
40	831	119	260	379	72	199	271
41	716	129	195	324	73	160	233
42	856	144	263	407	83	159	242
43	303	35	113	148	56	55	111

44	1,080	244	300	544	145	197	342
45	803	100	273	373	92	186	278
46	912	261	200	461	157	127	284
	31,250	5,004	9,847	14,851	3,516	6,472	9,988

EASTPOINTE

01	635	45	225	270	28	168	196
02	611	61	208	269	47	172	219
03	788	67	295	362	55	216	271
04	759	69	282	351	54	199	253
05	666	53	273	326	39	167	206
07	937	75	349	424	48	212	260
08	757	78	270	348	40	161	201
09	767	57	298	355	30	192	222
10	860	86	319	405	62	175	237
11	598	61	213	274	52	146	198
12	681	64	281	345	39	146	185
13	688	76	253	329	77	148	225
14	1,156	134	497	631	78	192	270
	9,903	926	3,763	4,689	649	2,294	2,943

FRASER

01	568	77	195	272	38	129	167
02	924	102	301	403	77	198	275
03	1,088	176	302	478	141	244	385
04	765	96	247	343	67	156	223
05	297	34	86	120	35	63	98
06	1,022	118	303	421	63	224	287
07	528	91	152	243	40	113	153
	5,192	694	1,586	2,280	461	1,127	1,588

HARRISON TOWNSHIP

01	855	144	255	399	76	198	274
02	920	123	313	436	84	192	276
03	676	70	199	269	51	147	198
04	1,235	177	374	551	114	273	387
05	1,050	169	290	459	130	195	325
06	1,083	134	373	507	103	245	348
07	1,120	188	296	484	106	248	354
08	637	94	199	293	63	151	214
09	899	163	231	394	140	169	309
10	696	93	228	321	55	161	216
	9,171	1,355	2,758	4,113	922	1,979	2,901

LENOX TOWNSHIP

01	676	107	195	302	62	104	166
02	830	94	261	355	66	186	252
03	862	92	306	398	62	196	258
04	336	20	151	171	9	93	102
	2,704	313	913	1,226	199	579	778

MACOMB TOWNSHIP

01	665	63	203	266	44	159	203
02	788	111	243	354	62	182	244

03	677	46	242	288	35	210	245
04	839	64	262	326	60	256	316
05	740	90	239	329	58	185	243
06	773	122	188	310	85	196	281
07	742	86	218	304	42	194	236
08	689	69	207	276	63	191	254
09	651	50	233	283	32	154	186
10	545	41	181	222	36	148	184
11	997	95	363	458	61	239	300
12	794	94	249	343	71	202	273
13	804	43	324	367	39	193	232
14	927	70	274	344	76	260	336
15	906	157	253	410	107	165	272
16	1,002	67	334	401	43	254	297
17	801	51	263	314	53	227	280
18	536	47	188	235	42	139	181
19	307	28	108	136	14	85	99
20	779	51	230	281	68	216	284
21	937	138	268	406	108	185	293
22	929	132	244	376	113	200	313
23	871	227	221	448	114	148	262
24	691	112	185	297	71	150	221
25	509	30	182	212	21	133	154
26	494	44	162	206	36	120	156
27	491	33	176	209	38	97	135
28	475	27	159	186	30	123	153
29	669	25	252	277	38	181	219
30	761	64	253	317	57	208	265
31	394	79	127	206	33	61	94
32	665	44	224	268	28	178	206
33	586	85	168	253	56	120	176
34	663	44	211	255	46	170	216
35	504	30	184	214	37	135	172
	24,601	2,559	7,818	10,377	1,917	6,064	7,981

MEMPHIS

01	263	N/A	102	102	N/A	75	75
	263	N/A	102	102	N/A	75	75

MOUNT CLEMENS

01	533	79	189	268	45	127	172
02	772	76	264	340	64	207	271
03	553	45	208	253	38	154	192
04	499	37	179	216	39	134	173
05	517	90	133	223	75	113	188
06	563	50	202	252	49	173	222
08	423	35	155	190	40	100	140
09	859	118	235	353	108	208	316
	4,719	530	1,565	2,095	458	1,216	1,674

NEW BALTIMORE

01							
----	--	--	--	--	--	--	--

	625	51	221	272	35	144	179
02	572	65	208	273	47	115	162
03	1,035	88	337	425	73	241	314
04	834	115	259	374	53	185	238
05	902	83	295	378	68	201	269
	3,968	402	1,320	1,722	276	886	1,162

RAY TOWNSHIP

01	645	69	189	258	48	120	168
02	871	122	300	422	72	126	198
	1,516	191	489	680	120	246	366

RICHMOND TOWNSHIP

01	660	N/A	263	263	N/A	174	174
02	719	N/A	332	332	N/A	178	178
	1,379	N/A	595	595	N/A	352	352

RICHMOND CITY

01	1,140	140	333	473	105	262	367
02	826	98	303	401	54	160	214
	1,966	238	636	874	159	422	581

ROSEVILLE

01	373	41	129	170	32	99	131
02	495	60	159	219	42	135	177
03	746	101	312	413	72	143	215
04	546	78	195	273	59	109	168
05	858	107	279	386	79	201	280
06	612	45	267	312	42	150	192
07	372	23	121	144	34	105	139
08	652	69	255	324	52	136	188
09	619	93	213	306	62	140	202
10	370	49	128	177	29	106	135
11	432	62	129	191	36	100	136
12	461	60	169	229	35	105	140
13	396	44	148	192	36	94	130
14	682	88	225	313	57	173	230
15	992	143	318	461	117	197	314
16	986	129	371	500	84	200	284
17	572	54	217	271	32	139	171
18	735	101	218	319	83	172	255
19	472	49	154	203	30	131	161
20	558	68	187	255	47	141	188
21	752	85	242	327	67	201	268
	12,681	1,549	4,436	5,985	1,127	2,977	4,104

SHELBY TOWNSHIP

01	1,294	169	369	538	135	301	436
02	1,008	138	292	430	102	222	324
03	495	58	149	207	34	117	151
04	891	116	255	371	99	189	288
05	1,219	189	315	504	141	240	381
06	618	36	254	290	26	129	155
07	1,062	186	310	496	127	188	315

08	533	81	155	236	57	97	154
09	523	40	190	230	25	119	144
10	717	94	227	321	74	120	194
11	757	90	198	288	74	171	245
12	741	116	191	307	78	153	231
13	545	102	143	245	63	87	150
14	887	122	310	432	61	183	244
15	549	75	157	232	53	116	169
16	1,331	235	427	662	137	185	322
17	1,251	125	418	543	91	263	354
18	646	101	209	310	77	96	173
19	688	83	217	300	74	135	209
20	545	107	169	276	44	126	170
21	420	32	149	181	24	89	113
22	1,442	248	451	699	147	251	398
23	1,222	170	375	545	128	248	376
24	1,464	232	404	636	178	284	462
25	1,022	163	268	431	134	196	330
26	824	217	170	387	152	131	283
27	914	143	256	399	86	193	279
28	1,217	304	278	582	203	169	372
29	599	38	199	237	23	145	168
	25,424	3,810	7,505	11,315	2,647	4,943	7,590

ST. CLAIR SHORES

01	1,571	309	421	730	211	255	466
02	955	163	300	463	78	180	258
03	994	155	305	460	93	181	274
04	753	121	266	387	75	135	210
05	1,228	103	432	535	87	280	367
06	1,170	196	393	589	89	237	326
07	721	72	276	348	62	168	230
08	1,095	164	315	479	101	232	333
09	726	144	177	321	87	170	257
10	1,227	204	403	607	130	254	384
11	560	99	157	256	55	127	182
12	1,329	239	412	651	122	301	423
13	1,629	277	500	777	195	292	487
14	544	50	192	242	55	123	178
15	1,279	159	360	519	128	304	432
16	1,227	216	406	622	153	201	354
17	1,345	218	412	630	138	287	425
18	994	199	323	522	105	148	253
19	909	146	335	481	91	157	248
20	647	122	245	367	65	112	177
21	918	126	315	441	95	184	279
22	779	115	293	408	70	149	219
23	1,089	191	368	559	95	232	327
24	1,383	304	385	689	190	229	419

	25,072	4,092	7,991	12,083	2,570	4,938	7,508
STERLING HEIGHTS							
01	717	82	229	311	76	163	239
02	922	111	263	374	91	218	309
03	960	149	249	398	118	258	376
04	1,301	140	376	516	137	316	453
05	1,033	199	251	450	137	201	338
06	1,036	144	256	400	146	247	393
08	414	51	154	205	33	83	116
09	857	88	270	358	110	194	304
10	886	127	255	382	123	184	307
11	998	179	231	410	114	242	356
12	673	76	218	294	83	137	220
13	311	37	96	133	38	70	108
14	290	58	76	134	39	54	93
15	703	80	227	307	87	158	245
16	615	80	190	270	52	138	190
17	654	77	208	285	72	140	212
18	703	96	252	348	52	154	206
19	733	96	228	324	84	135	219
20	1,008	164	314	478	104	210	314
21	606	94	178	272	64	132	196
22	489	58	170	228	50	100	150
23	545	55	170	225	41	153	194
24	597	61	209	270	49	139	188
25	773	76	228	304	62	197	259
26	756	120	248	368	66	169	235
27	747	44	159	203	52	194	246
28	859	145	227	372	92	187	279
29	560	41	192	233	49	127	176
30	892	94	283	377	81	213	294
31	862	95	305	400	71	193	264
32	1,150	118	418	536	103	250	353
33	853	105	267	372	83	182	265
34	930	117	286	403	83	213	296
35	510	55	134	189	34	139	173
36	329	34	112	146	26	79	105
37	749	120	231	351	68	141	209
38	969	102	297	399	95	215	310
39	558	37	214	251	23	134	157
40	1,103	173	351	524	128	173	301
41	1,199	134	416	550	107	263	370
42	430	96	107	203	54	61	115
43	818	72	292	364	71	191	262
44	483	39	176	215	27	104	131
45	649	62	208	270	64	144	208
46	858	119	279	398	75	188	263
47	400	47	122	169	30	111	141
48	684	117	239	356	56	108	164

49	856	127	241	368	109	184	293
50	1,564	312	411	723	189	267	456
51	837	165	225	390	100	144	244
52	944	123	316	439	86	188	274
	39,373	5,191	12,054	17,245	3,984	8,585	12,569

UTICA

01	272	29	85	114	19	66	85
02	666	87	200	287	48	149	197
03	614	73	172	245	49	131	180
	1,552	189	457	646	116	346	462

VILLAGE OF GROSSE POINTE SHORES

03	34	N/A	15	15	N/A	11	11
	34	N/A	15	15	N/A	11	11

WARREN

01	628	40	233	273	31	152	183
02	375	30	125	155	30	105	135
03	799	73	310	383	61	177	238
04	656	48	222	270	41	160	201
05	545	63	176	239	42	122	164
06	819	95	262	357	61	195	256
07	428	28	178	206	16	115	131
08	216	15	93	108	11	52	63
09	352	21	129	150	31	87	118
10	472	17	173	190	22	132	154
11	420	22	158	180	33	107	140
12	336	27	108	135	21	82	103
13	386	39	138	177	19	108	127
14	659	60	248	308	42	156	198
15	470	39	149	188	19	150	169
16	381	38	129	167	30	101	131
17	738	55	218	273	50	232	282
18	226	19	63	82	15	64	79
19	653	54	210	264	54	195	249
20	963	143	280	423	103	191	294
21	83	10	26	36	4	23	27
22	976	95	289	384	91	229	320
23	878	136	270	406	92	208	300
24	320	50	99	149	22	74	96
25	550	60	189	249	46	143	189
26	392	27	139	166	12	95	107
27	1,058	160	307	467	128	206	334
28	502	66	150	216	77	98	175
29	692	100	200	300	66	153	219
30	481	62	143	205	52	115	167
31	1,170	173	360	533	136	215	351
32	998	134	284	418	127	219	346
33	1,079	179	310	489	122	232	354
34	491	47	152	199	49	122	171

35	942	145	301	446	104	173	277
36	501	59	162	221	37	141	178
37	901	149	255	404	70	219	289
38	364	38	111	149	15	95	110
39	350	15	133	148	14	68	82
40	543	63	168	231	55	123	178
41	589	69	166	235	61	136	197
42	509	70	132	202	87	103	190
43	575	75	164	239	68	122	190
44	753	119	206	325	77	172	249
45	689	129	209	338	78	144	222
46	657	85	180	265	67	153	220
47	605	80	201	281	59	109	168
48	983	167	264	431	103	188	291
49	1,195	195	358	553	134	257	391
50	982	124	293	417	102	231	333
51	1,260	242	407	649	193	201	394
52	766	88	281	369	110	152	262
53	985	144	272	416	111	245	356
54	900	128	232	360	130	244	374
55	979	107	328	435	71	215	286
56	498	72	154	226	44	127	171
57	855	106	285	391	83	164	247
58	1,258	168	373	541	136	310	446
	38,831	4,862	12,155	17,017	3,765	8,907	12,672
WASHINGTON TOWNSHIP							
01	678	101	173	274	42	133	175
02	1,341	265	390	655	154	205	359
03	1,099	154	291	445	99	184	283
04	820	102	248	350	60	159	219
05	1,186	181	309	490	113	214	327
06	1,229	275	337	612	138	176	314
07	1,196	192	347	539	101	203	304
08	1,017	170	269	439	110	160	270
09	1,192	105	378	483	76	257	333
	9,758	1,545	2,742	4,287	893	1,691	2,584
TOTALS							
	271,263	35,971	85,944	121,915	25,343	58,841	84,184

■ Yellow in the TOTALS column means precinct hasn't reported
N/A indicates AV (Absentee) results are included in Elec Day results

These same results may also be obtained via:
 > Election Telephone Hotline: 586.469.5209



Election Results

Judge of District Court 37th District - Incumbent Position One 6-year term

Official results, updated November 15, 9:12 AM

[Race List](#) | [Race Summary](#) | [Race Details](#) | [Race Details \(Printer Friendly\)](#)

POLL BOOK TOTALS		Dawnn Marie Gruenburg			
		AV	Elec Day	TOTAL	
CENTER LINE CITY					
01	627	105	299	404	
02	420	92	179	271	
03	665	92	363	455	
04	362	37	193	230	
05	384	49	181	230	
	2,458	375	1,215	1,590	
WARREN					
01	628	67	347	414	
02	375	50	205	255	
03	799	109	403	512	
04	656	82	331	413	
05	545	95	259	354	
06	819	140	382	522	
07	428	33	255	288	
08	216	24	130	154	
09	352	42	179	221	
10	472	34	267	301	
11	420	50	230	280	
12	336	43	154	197	

■ Yellow in the TOTALS column means precinct hasn't reported
N/A indicates AV (Absentee) results are included in Elec Day results

These same results may also be obtained via:
> Election Telephone Hotline: 586.469.5209



Election Results

Judge of District Court 37th District - Incumbent Position One 6-year term

Official results, updated November 15, 9:12 AM

[Race List](#) | [Race Summary](#) | [Race Details](#) | [Race Details \(Printer Friendly\)](#)

POLL BOOK TOTALS	Dawnn Marie Gruenburg		
	AV	Elec Day	TOTAL

CENTER LINE CITY				
01	627	105	299	404
02	420	92	179	271
03	665	92	363	455
04	362	37	193	230
05	384	49	181	230
	2,458	375	1,215	1,590
WARREN				
01	628	67	347	414
02	375	50	205	255
03	799	109	403	512
04	656	82	331	413
05	545	95	259	354
06	819	140	382	522
07	428	33	255	288
08	216	24	130	154
09	352	42	179	221
10	472	34	267	301
11	420	50	230	280
12	336	43	154	197
13	386	48	206	254
14	659	91	328	419
15	470	60	246	306
16	381	63	201	264
17	738	92	363	455
18	226	32	115	147
19	653	90	337	427
20	963	199	384	583
21	83	9	46	55
22	976	150	414	564
23	878	191	395	586
24	320	64	142	206
25	550	93	269	362
26	392	32	200	232
27	1,058	230	392	622

28	502	115	184	299
29	692	142	284	426
30	481	89	200	289
31	1,170	257	471	728
32	998	207	414	621
33	1,079	255	426	681
34	491	87	228	315
35	942	214	389	603
36	501	76	246	322
37	901	177	374	551
38	364	45	163	208
39	350	25	157	182
40	543	94	237	331
41	589	109	234	343
42	509	127	179	306
43	575	122	226	348
44	753	165	313	478
45	689	174	286	460
46	657	122	288	410
47	605	107	251	358
48	983	214	362	576
49	1,195	283	487	770
50	982	186	425	611
51	1,260	355	435	790
52	766	158	324	482
53	985	192	395	587
54	900	195	359	554
55	979	150	422	572
56	498	97	220	317
57	855	164	355	519
58	1,258	235	542	777
	38,831	7,151	17,056	24,207
TOTALS				
	41,289	7,526	18,271	25,797

■ Yellow in the TOTALS column means precinct hasn't reported
N/A indicates AV (Absentee) results are included in Elec Day results

These same results may also be obtained via:
 > Election Telephone Hotline: 586.469.5209



Election Results

Judge of District Court 37th District - Incumbent Position (Partial Term) One partial term ending 01/01/2013

Official results, updated November 15, 9:12 AM

[Race List](#) | [Race Summary](#) | [Race Details](#) | [Race Details \(Printer Friendly\)](#)

POLL BOOK TOTALS	Matthew P. Sabaugh		
	AV	Elec Day	TOTAL

CENTER LINE CITY				
01	627	102	271	373
02	420	86	177	263
03	665	84	332	416
04	362	36	181	217
05	384	51	167	218
	2,458	359	1,128	1,487
WARREN				
01	628	60	303	363
02	375	48	190	238
03	799	99	357	456
04	656	77	291	368
05	545	84	243	327
06	819	131	351	482
07	428	36	233	269
08	216	26	113	139
09	352	35	168	203
10	472	34	241	275
11	420	48	208	256
12	336	42	142	184

■ Yellow in the TOTALS column means precinct hasn't reported
N/A indicates AV (Absentee) results are included in Elec Day results

These same results may also be obtained via:
> Election Telephone Hotline: 586.469.5209



Election Results

Judge of District Court 37th District - Incumbent Position (Partial Term) One partial term ending 01/01/2013

Official results, updated November 15, 9:12 AM

[Race List](#) | [Race Summary](#) | [Race Details](#) | [Race Details \(Printer Friendly\)](#)

POLL BOOK TOTALS	Matthew P. Sabaugh		
	AV	Elec Day	TOTAL

CENTER LINE CITY				
		AV	Elec Day	TOTAL
01	627	102	271	373
02	420	86	177	263
03	665	84	332	416
04	362	36	181	217
05	384	51	167	218
	2,458	359	1,128	1,487
WARREN				
01	628	60	303	363
02	375	48	190	238
03	799	99	357	456
04	656	77	291	368
05	545	84	243	327
06	819	131	351	482
07	428	36	233	269
08	216	26	113	139
09	352	35	168	203
10	472	34	241	275
11	420	48	208	256
12	336	42	142	184
13	386	45	192	237
14	659	91	310	401
15	470	54	229	283
16	381	62	188	250
17	738	85	332	417
18	226	31	105	136
19	653	85	290	375
20	963	181	351	532
21	83	9	35	44
22	976	143	385	528
23	878	186	376	562
24	320	65	135	200
25	550	91	253	344
26	392	32	195	227
27	1,058	234	382	616

28	502	111	172	283
29	692	137	268	405
30	481	92	183	275
31	1,170	250	436	686
32	998	192	385	577
33	1,079	248	397	645
34	491	86	209	295
35	942	208	366	574
36	501	76	221	297
37	901	175	358	533
38	364	43	151	194
39	350	26	148	174
40	543	92	225	317
41	589	110	221	331
42	509	116	174	290
43	575	113	208	321
44	753	156	293	449
45	689	174	276	450
46	657	118	275	393
47	605	106	228	334
48	983	200	329	529
49	1,195	265	469	734
50	982	167	399	566
51	1,260	327	410	737
52	766	156	309	465
53	985	181	379	560
54	900	183	348	531
55	979	143	389	532
56	498	97	218	315
57	855	154	336	490
58	1,258	228	530	758
	38,831	6,844	15,908	22,752
TOTALS				
	41,289	7,203	17,036	24,239

■ Yellow in the TOTALS column means precinct hasn't reported
N/A indicates AV (Absentee) results are included in Elec Day results

These same results may also be obtained via:
 > Election Telephone Hotline: 586.469.5209



Election Results

Judge of District Court 39th District - Incumbent Position One 6-year term

Official results, updated November 15, 9:12 AM

[Race List](#) | [Race Summary](#) | [Race Details](#) | [Race Details \(Printer Friendly\)](#)

POLL BOOK TOTALS	Catherine B. Steenland			John S. McPhee			
	AV	Elec Day	TOTAL	AV	Elec Day	TOTAL	
FRASER							
01	568	87	203	290	25	109	134
02	924	130	327	457	53	161	214
03	1,088	229	337	566	76	178	254
04	765	118	270	388	44	130	174
05	297	49	87	136	18	50	68
06	1,022	140	359	499	43	141	184
07	528	96	172	268	33	86	119
	5,192	849	1,755	2,604	292	855	1,147
ROSEVILLE							
01	373	61	169	230	11	68	79
02	495	73	201	274	34	90	124
03	746	129	317	446	38	125	163
04	546	92	196	288	44	108	152
05	858	144	362	506	49	143	192
06	612	70	276	346	19	144	163
07	372	45	161	206	12	83	95
08	652	96	287	383	33	112	145
09	619	95	263	358	59	104	163
10	370	57	166	223	21	71	92

■ Yellow in the TOTALS column means precinct hasn't reported
N/A indicates AV (Absentee) results are included in Elec Day results

These same results may also be obtained via:
> Election Telephone Hotline: 586.469.5209



Election Results

Judge of District Court 39th District - Incumbent Position One 6-year term

Official results, updated November 15, 9:12 AM

[Race List](#) | [Race Summary](#) | [Race Details](#) | [Race Details \(Printer Friendly\)](#)

POLL BOOK TOTALS	Catherine B. Steenland			John S. McPhee			
	AV	Elec Day	TOTAL	AV	Elec Day	TOTAL	
FRASER							
01	568	87	203	290	25	109	134
02	924	130	327	457	53	161	214
03	1,088	229	337	566	76	178	254
04	765	118	270	388	44	130	174
05	297	49	87	136	18	50	68
06	1,022	140	359	499	43	141	184
07	528	96	172	268	33	86	119
	5,192	849	1,755	2,604	292	855	1,147
ROSEVILLE							
01	373	61	169	230	11	68	79
02	495	73	201	274	34	90	124
03	746	129	317	446	38	125	163
04	546	92	196	288	44	108	152
05	858	144	362	506	49	143	192
06	612	70	276	346	19	144	163
07	372	45	161	206	12	83	95
08	652	96	287	383	33	112	145
09	619	95	263	358	59	104	163
10	370	57	166	223	21	71	92
11	432	68	173	241	37	70	107
12	461	77	184	261	27	95	122
13	396	69	184	253	10	69	79
14	682	114	282	396	37	138	175
15	992	185	379	564	64	140	204
16	986	166	406	572	63	173	236
17	572	67	259	326	25	104	129
18	735	150	316	466	39	96	135
19	472	63	194	257	15	88	103
20	558	75	222	297	47	115	162
21	752	114	317	431	40	144	184
	12,681	2,010	5,314	7,324	724	2,280	3,004
TOTALS							
	17,873	2,859	7,069	9,928	1,016	3,135	4,151

■ Yellow in the TOTALS column means precinct hasn't reported
N/A indicates AV (Absentee) results are included in Elec Day results

These same results may also be obtained via:
> Election Telephone Hotline: 586.469.5209



Election Results

Judge of District Court 41A District - Incumbent Position One 6-year term

Official results, updated November 15, 9:12 AM

[Race List](#) | [Race Summary](#) | [Race Details](#) | [Race Details \(Printer Friendly\)](#)

POLL BOOK TOTALS	Stephen S. Sierawski			Thomas J. Gagne			
	AV	Elec Day	TOTAL	AV	Elec Day	TOTAL	
MACOMB TOWNSHIP							
01	665	80	213	293	15	113	128
02	788	113	267	380	32	102	134
03	677	48	265	313	24	142	166
04	839	93	337	430	20	115	135
05	740	99	270	369	47	97	144
06	773	152	254	406	38	82	120
07	742	77	258	335	27	113	140
08	689	98	268	366	23	81	104
09	651	53	243	296	24	102	126
10	545	49	227	276	20	77	97
11	997	99	350	449	39	168	207
12	794	114	279	393	34	110	144
13	804	67	323	390	11	120	131
14	927	102	356	458	28	105	133
15	906	188	248	436	54	116	170
16	1,002	82	400	482	22	126	148
17	801	71	301	372	29	134	163
18	536	57	212	269	27	89	116
19	307	29	122	151	6	63	69

■ Yellow in the TOTALS column means precinct hasn't reported
N/A indicates AV (Absentee) results are included in Elec Day results

These same results may also be obtained via:
> Election Telephone Hotline: 586.469.5209



Election Results

Judge of District Court 41A District - Incumbent Position One 6-year term

Official results, updated November 15, 9:12 AM

[Race List](#) | [Race Summary](#) | [Race Details](#) | [Race Details \(Printer Friendly\)](#)

POLL BOOK TOTALS	Stephen S. Sierawski			Thomas J. Gagne			
	AV	Elec Day	TOTAL	AV	Elec Day	TOTAL	
MACOMB TOWNSHIP							
01	665	80	213	293	15	113	128
02	788	113	267	380	32	102	134
03	677	48	265	313	24	142	166
04	839	93	337	430	20	115	135
05	740	99	270	369	47	97	144
06	773	152	254	406	38	82	120
07	742	77	258	335	27	113	140
08	689	98	268	366	23	81	104
09	651	53	243	296	24	102	126
10	545	49	227	276	20	77	97
11	997	99	350	449	39	168	207
12	794	114	279	393	34	110	144
13	804	67	323	390	11	120	131
14	927	102	356	458	28	105	133
15	906	188	248	436	54	116	170
16	1,002	82	400	482	22	126	148
17	801	71	301	372	29	134	163
18	536	57	212	269	27	89	116
19	307	29	122	151	6	63	69
20	779	80	287	367	24	93	117
21	937	167	259	426	53	125	178
22	929	169	284	453	51	95	146
23	871	215	211	426	88	104	192
24	691	120	200	320	39	93	132
25	509	28	187	215	15	90	105
26	494	60	184	244	18	65	83
27	491	48	164	212	17	79	96
28	475	41	182	223	16	68	84
29	669	44	266	310	14	113	127
30	761	78	314	392	25	90	115
31	394	58	103	161	40	57	97
32	665	52	273	325	16	86	102
33	586	108	175	283	20	76	96
34	663	58	233	291	19	83	102

35	504	37	197	234	16	87	103
	24,601	3,034	8,712	11,746	991	3,459	4,450

SHELBY TOWNSHIP

01	1,294	207	448	655	67	165	232
02	1,008	180	337	517	50	137	187
03	495	47	159	206	32	89	121
04	891	155	310	465	50	100	150
05	1,219	226	366	592	84	137	221
06	618	41	237	278	20	127	147
07	1,062	202	319	521	92	124	216
08	533	96	161	257	35	71	106
09	523	40	177	217	17	108	125
10	717	116	210	326	38	87	125
11	757	98	211	309	49	127	176
12	741	126	225	351	37	81	118
13	545	108	143	251	39	66	105
14	887	134	340	474	35	89	124
15	549	82	175	257	37	72	109
16	1,331	270	415	685	65	101	166
17	1,251	144	411	555	51	188	239
18	646	132	205	337	32	69	101
19	688	102	200	302	36	108	144
20	545	98	196	294	36	73	109
21	420	35	147	182	14	70	84
22	1,442	265	473	738	93	130	223
23	1,222	183	375	558	85	180	265
24	1,464	290	515	805	87	128	215
25	1,022	182	308	490	79	109	188
26	824	249	201	450	83	80	163
27	914	158	298	456	51	113	164
28	1,217	378	292	670	98	98	196
29	599	39	203	242	13	105	118
	25,424	4,383	8,057	12,440	1,505	3,132	4,637

STERLING HEIGHTS

01	717	114	262	376	40	117	157
02	922	148	322	470	45	119	164
03	960	180	316	496	57	136	193
04	1,301	206	448	654	52	148	200
05	1,033	228	304	532	71	116	187
06	1,036	232	344	576	42	115	157
08	414	60	146	206	14	61	75
09	857	156	308	464	37	103	140
10	886	170	265	435	56	140	196
11	998	227	319	546	38	88	126
12	673	134	229	363	21	91	112
13	311	60	124	184	15	32	47
14	290	73	87	160	17	34	51
15	703	130	263	393	27	85	112

16	615	93	206	299	29	81	110
17	654	115	226	341	22	76	98
18	703	112	266	378	31	100	131
19	733	146	221	367	21	88	109
20	1,008	214	334	548	40	143	183
21	606	114	212	326	33	72	105
22	489	89	175	264	11	70	81
23	545	78	233	311	16	68	84
24	597	86	219	305	17	91	108
25	773	102	286	388	20	92	112
26	756	145	283	428	31	94	125
27	747	64	328	392	26	93	119
28	859	169	295	464	54	99	153
29	560	77	236	313	10	73	83
30	892	123	332	455	39	119	158
31	862	118	351	469	31	92	123
32	1,150	168	444	612	48	160	208
33	853	142	305	447	36	106	142
34	930	152	385	537	38	116	154
35	510	69	196	265	14	57	71
36	329	41	103	144	17	73	90
37	749	151	274	425	38	62	100
38	969	148	341	489	31	120	151
39	558	54	226	280	8	100	108
40	1,103	229	356	585	55	128	183
41	1,199	167	464	631	53	142	195
42	430	98	107	205	32	41	73
43	818	109	344	453	37	103	140
44	483	50	171	221	11	86	97
45	649	83	257	340	24	74	98
46	858	142	284	426	40	141	181
47	400	69	153	222	8	57	65
48	684	118	221	339	42	96	138
49	856	193	293	486	36	92	128
50	1,564	326	424	750	109	176	285
51	837	168	258	426	62	80	142
52	944	132	332	464	60	130	190
	39,373	6,772	13,878	20,650	1,762	4,976	6,738
UTICA							
01	272	33	106	139	12	34	46
02	666	97	222	319	30	89	119
03	614	86	215	301	29	66	95
	1,552	216	543	759	71	189	260
TOTALS							
	90,950	14,405	31,190	45,595	4,329	11,756	16,085

■ Yellow in the TOTALS column means precinct hasn't reported
N/A indicates AV (Absentee) results are included in Elec Day results

These same results may also be obtained via:

> Election Telephone Hotline: 586.469.5209



Election Results

Judge of District Court 41B District - Incumbent Position One 6-year term

Official results, updated November 15, 9:12 AM

[Race List](#) | [Race Summary](#) | [Race Details](#) | [Race Details \(Printer Friendly\)](#)

POLL BOOK TOTALS	Carrie Lynn Fuca			Sheila Miller			
	AV	Elec Day	TOTAL	AV	Elec Day	TOTAL	
CLINTON TOWNSHIP							
01	720	160	228	388	96	113	209
02	327	42	88	130	41	86	127
03	559	42	247	289	47	127	174
04	440	66	145	211	53	104	157
05	566	13	80	93	41	311	352
06	756	104	170	274	91	224	315
07	440	68	132	200	47	117	164
08	586	55	159	214	77	170	247
09	441	44	172	216	42	100	142
10	926	200	225	425	157	160	317
11	543	62	183	245	43	142	185
12	368	33	112	145	36	101	137
13	569	44	199	243	32	168	200
14	306	26	76	102	45	91	136
15	626	60	248	308	76	130	206
16	730	133	233	366	90	109	199
17	696	81	216	297	46	189	235
18	681	71	179	250	110	156	266
19	703	169	239	408	85	102	187

■ Yellow in the TOTALS column means precinct hasn't reported
N/A indicates AV (Absentee) results are included in Elec Day results

These same results may also be obtained via:
> Election Telephone Hotline: 586.469.5209



Election Results

Judge of District Court 41B District - Incumbent Position One 6-year term

Official results, updated November 15, 9:12 AM

[Race List](#) | [Race Summary](#) | [Race Details](#) | [Race Details \(Printer Friendly\)](#)

POLL BOOK TOTALS	Carrie Lynn Fuca			Sheila Miller			
	AV	Elec Day	TOTAL	AV	Elec Day	TOTAL	
CLINTON TOWNSHIP							
01	720	160	228	388	96	113	209
02	327	42	88	130	41	86	127
03	559	42	247	289	47	127	174
04	440	66	145	211	53	104	157
05	566	13	80	93	41	311	352
06	756	104	170	274	91	224	315
07	440	68	132	200	47	117	164
08	586	55	159	214	77	170	247
09	441	44	172	216	42	100	142
10	926	200	225	425	157	160	317
11	543	62	183	245	43	142	185
12	368	33	112	145	36	101	137
13	569	44	199	243	32	168	200
14	306	26	76	102	45	91	136
15	626	60	248	308	76	130	206
16	730	133	233	366	90	109	199
17	696	81	216	297	46	189	235
18	681	71	179	250	110	156	266
19	703	169	239	408	85	102	187
20	487	38	151	189	41	145	186
21	436	68	139	207	77	82	159
22	712	90	167	257	96	226	322
23	1,042	166	341	507	153	187	340
24	612	80	180	260	85	131	216
25	597	75	167	242	72	149	221
26	988	163	316	479	120	218	338
27	722	192	264	456	60	85	145
28	232	11	54	65	21	101	122
29	1,016	128	337	465	138	177	315
30	650	97	234	331	70	130	200
31	742	56	234	290	54	226	280
32	589	110	193	303	69	93	162
33	971	158	332	490	84	209	293
34	421	23	118	141	29	160	189

35	1,260	286	329	615	225	196	421
36	823	133	234	367	71	241	312
37	1,079	221	290	511	130	177	307
38	709	86	242	328	49	164	213
39	678	144	248	392	80	93	173
40	831	109	277	386	78	189	267
41	716	131	255	386	71	110	181
42	856	136	266	402	90	190	280
43	303	42	91	133	50	66	116
44	1,080	236	307	543	137	188	325
45	803	132	306	438	62	154	216
46	912	196	198	394	224	138	362
	31,250	4,780	9,601	14,381	3,691	6,925	10,616
HARRISON TOWNSHIP							
01	855	107	248	355	108	182	290
02	920	93	250	343	110	257	367
03	676	66	233	299	48	129	177
04	1,235	185	443	628	121	252	373
05	1,050	222	394	616	90	146	236
06	1,083	120	359	479	114	276	390
07	1,120	196	395	591	108	180	288
08	637	74	169	243	82	182	264
09	899	229	342	571	97	105	202
10	696	92	245	337	65	147	212
	9,171	1,384	3,078	4,462	943	1,856	2,799
MOUNT CLEMENS							
01	533	22	64	86	106	279	385
02	772	71	244	315	65	248	313
03	553	44	171	215	37	187	224
04	499	39	153	192	38	172	210
05	517	52	61	113	119	216	335
06	563	46	144	190	57	230	287
08	423	32	119	151	43	135	178
09	859	126	269	395	112	205	317
	4,719	432	1,225	1,657	577	1,672	2,249
TOTALS							
	45,140	6,596	13,904	20,500	5,211	10,453	15,664

■ Yellow in the TOTALS column means precinct hasn't reported
N/A indicates AV (Absentee) results are included in Elec Day results

These same results may also be obtained via:
 > Election Telephone Hotline: 586.469.5209



Election Results

Judge of District Court 42nd District, Division II - Incumbent Position (Partial Term) One partial term ending 01/01/2013

Official results, updated November 15, 9:12 AM

[Race List](#) | [Race Summary](#) | [Race Details](#) | [Race Details \(Printer Friendly\)](#)

POLL BOOK TOTALS	William Hackel III		
	AV	Elec Day	TOTAL

CHESTERFIELD TOWNSHIP				
01	914	190	393	583
02	858	108	375	483
03	1,096	121	526	647
04	271	23	130	153
05	854	175	328	503
06	761	91	348	439
07	956	123	445	568
08	902	128	377	505
09	778	88	383	471
10	1,160	314	364	678
11	598	69	281	350
12	443	87	182	269
13	865	79	396	475
14	468	35	226	261
15	252	9	148	157
16	471	76	220	296
17	242	65	82	147
18	711	63	376	439
19	403	102	140	242

■ Yellow in the TOTALS column means precinct hasn't reported
N/A indicates AV (Absentee) results are included in Elec Day results

These same results may also be obtained via:
> Election Telephone Hotline: 586.469.5209



Election Results

Judge of District Court

42nd District, Division II - Incumbent Position (Partial Term)

One partial term ending 01/01/2013

Official results, updated November 15, 9:12 AM

[Race List](#) | [Race Summary](#) | [Race Details](#) | [Race Details \(Printer Friendly\)](#)

POLL BOOK TOTALS	William Hackel III		
	AV	Elec Day	TOTAL

CHESTERFIELD TOWNSHIP				
01	914	190	393	583
02	858	108	375	483
03	1,096	121	526	647
04	271	23	130	153
05	854	175	328	503
06	761	91	348	439
07	956	123	445	568
08	902	128	377	505
09	778	88	383	471
10	1,160	314	364	678
11	598	69	281	350
12	443	87	182	269
13	865	79	396	475
14	468	35	226	261
15	252	9	148	157
16	471	76	220	296
17	242	65	82	147
18	711	63	376	439
19	403	102	140	242
20	655	78	315	393
	13,658	2,024	6,035	8,059
LENOX TOWNSHIP				
01	676	127	193	320
02	830	126	353	479
03	862	151	421	572
04	336	24	200	224
	2,704	428	1,167	1,595
NEW BALTIMORE				
01	625	67	281	348
02	572	94	240	334
03	1,035	137	458	595
04	834	138	390	528
05	902	124	383	507
	3,968	560	1,752	2,312

TOTALS				
	20,330	3,012	8,954	11,966

■ Yellow in the TOTALS column means precinct hasn't reported
N/A indicates AV (Absentee) results are included in Elec Day results

These same results may also be obtained via:
> Election Telephone Hotline: 586.469.5209



Election Results

Chesterfield Township Library Board Director (Partial Term) One partial term ending 11/20/2012

Official results, updated November 15, 9:12 AM

[Race List](#) | [Race Summary](#) | [Race Details](#) | [Race Details \(Printer Friendly\)](#)

POLL BOOK TOTALS	Dorothy Stabile			Michael A. Miller			
	AV	Elec Day	TOTAL	AV	Elec Day	TOTAL	
CHESTERFIELD TOWNSHIP							
01	914	128	236	364	62	199	261
02	858	79	266	345	61	166	227
03	1,096	76	293	369	43	297	340
04	271	19	87	106	6	59	65
05	854	120	205	325	72	163	235
06	761	70	228	298	32	153	185
07	956	81	249	330	49	232	281
08	902	96	225	321	41	184	225
09	778	56	212	268	41	207	248
10	1,160	238	280	518	113	150	263
11	598	38	170	208	29	147	176
12	443	58	133	191	28	72	100
13	865	62	229	291	29	212	241
14	468	30	150	180	14	100	114
15	252	7	77	84	1	88	89
16	471	55	145	200	17	88	105
17	242	39	48	87	28	42	70
18	711	41	264	305	26	148	174
19	403	66	87	153	45	77	122

■ Yellow in the TOTALS column means precinct hasn't reported
 N/A indicates AV (Absentee) results are included in Elec Day results

These same results may also be obtained via:
 > Election Telephone Hotline: 586.469.5209



Election Results

Chesterfield Township Library Board Director (Partial Term) One partial term ending 11/20/2012

Official results, updated November 15, 9:12 AM

[Race List](#) | [Race Summary](#) | [Race Details](#) | [Race Details \(Printer Friendly\)](#)

POLL BOOK TOTALS	Dorothy Stabile			Michael A. Miller			
	AV	Elec Day	TOTAL	AV	Elec Day	TOTAL	
CHESTERFIELD TOWNSHIP							
01	914	128	236	364	62	199	261
02	858	79	266	345	61	166	227
03	1,096	76	293	369	43	297	340
04	271	19	87	106	6	59	65
05	854	120	205	325	72	163	235
06	761	70	228	298	32	153	185
07	956	81	249	330	49	232	281
08	902	96	225	321	41	184	225
09	778	56	212	268	41	207	248
10	1,160	238	280	518	113	150	263
11	598	38	170	208	29	147	176
12	443	58	133	191	28	72	100
13	865	62	229	291	29	212	241
14	468	30	150	180	14	100	114
15	252	7	77	84	1	88	89
16	471	55	145	200	17	88	105
17	242	39	48	87	28	42	70
18	711	41	264	305	26	148	174
19	403	66	87	153	45	77	122
20	655	49	209	258	25	136	161
	13,658	1,408	3,793	5,201	762	2,920	3,682
TOTALS							
	13,658	1,408	3,793	5,201	762	2,920	3,682

■ Yellow in the TOTALS column means precinct hasn't reported
 N/A indicates AV (Absentee) results are included in Elec Day results

These same results may also be obtained via:
 > Election Telephone Hotline: 586.469.5209



Election Results

Armada Village President One 2-year term

Official results, updated November 15, 9:12 AM

[Race List](#) | [Race Summary](#) | [Race Details](#) | [Race Details \(Printer Friendly\)](#)

POLL BOOK TOTALS	Kathleen Stork			Sherri Cooper			
	AV	Elec Day	TOTAL	AV	Elec Day	TOTAL	
ARMADA TOWNSHIP							
01	666	60	218	278	87	274	361
	666	60	218	278	87	274	361
TOTALS							
	666	60	218	278	87	274	361

■ Yellow in the TOTALS column means precinct hasn't reported
N/A indicates AV (Absentee) results are included in Elec Day results

These same results may also be obtained via:
> Election Telephone Hotline: 586.469.5209



Election Results

Armada Village President One 2-year term

Official results, updated November 15, 9:12 AM

[Race List](#) | [Race Summary](#) | [Race Details](#) | [Race Details \(Printer Friendly\)](#)

POLL BOOK TOTALS	Kathleen Stork			Sherri Cooper			
	AV	Elec Day	TOTAL	AV	Elec Day	TOTAL	
ARMADA TOWNSHIP							
01	666	60	218	278	87	274	361
	666	60	218	278	87	274	361
TOTALS							
	666	60	218	278	87	274	361

■ Yellow in the TOTALS column means precinct hasn't reported
N/A indicates AV (Absentee) results are included in Elec Day results

These same results may also be obtained via:
> Election Telephone Hotline: 586.469.5209



Election Results

Armada Village

Clerk

One 2-year term

Official results, updated November 15, 9:12 AM

[Race List](#) | [Race Summary](#) | [Race Details](#) | [Race Details \(Printer Friendly\)](#)

POLL BOOK TOTALS	Michelle Poulos			Patti Le Mieux			
	AV	Elec Day	TOTAL	AV	Elec Day	TOTAL	
ARMADA TOWNSHIP							
01	666	118	309	427	32	158	190
	666	118	309	427	32	158	190
TOTALS							
	666	118	309	427	32	158	190

■ Yellow in the TOTALS column means precinct hasn't reported
N/A indicates AV (Absentee) results are included in Elec Day results

These same results may also be obtained via:

> Election Telephone Hotline: 586.469.5209



Election Results

Armada Village

Clerk

One 2-year term

Official results, updated November 15, 9:12 AM

[Race List](#) | [Race Summary](#) | [Race Details](#) | [Race Details \(Printer Friendly\)](#)

POLL BOOK TOTALS	Michelle Poulos			Patti Le Mieux			
	AV	Elec Day	TOTAL	AV	Elec Day	TOTAL	
ARMADA TOWNSHIP							
01	666	118	309	427	32	158	190
	666	118	309	427	32	158	190
TOTALS							
	666	118	309	427	32	158	190

■ Yellow in the TOTALS column means precinct hasn't reported
N/A indicates AV (Absentee) results are included in Elec Day results

These same results may also be obtained via:
> Election Telephone Hotline: 586.469.5209



Election Results

Armada Village Treasurer One 2-year term

Official results, updated November 15, 9:12 AM

[Race List](#) | [Race Summary](#) | [Race Details](#) | [Race Details \(Printer Friendly\)](#)

POLL BOOK TOTALS		Jo E. Adair		
		AV	Elec Day	TOTAL
ARMADA TOWNSHIP				
01	666	123	372	495
	666	123	372	495
TOTALS				
	666	123	372	495

■ Yellow in the TOTALS column means precinct hasn't reported
N/A indicates AV (Absentee) results are included in Elec Day results

These same results may also be obtained via:
> Election Telephone Hotline: 586.469.5209



Election Results

Armada Village Treasurer One 2-year term

Official results, updated November 15, 9:12 AM

[Race List](#) | [Race Summary](#) | [Race Details](#) | [Race Details \(Printer Friendly\)](#)

POLL BOOK TOTALS		Jo E. Adair		
		AV	Elec Day	TOTAL
ARMADA TOWNSHIP				
01	666	123	372	495
	666	123	372	495
TOTALS				
	666	123	372	495

■ Yellow in the TOTALS column means precinct hasn't reported
N/A indicates AV (Absentee) results are included in Elec Day results

These same results may also be obtained via:
> Election Telephone Hotline: 586.469.5209



Armada Village
 Trustee
 Three 4-year terms

Official results, updated November 15, 9:12 AM

[Race List](#) |
 [Race Summary](#) |
 [Race Details](#) |
 [Race Details \(Printer Friendly\)](#)

POLL BOOK TOTALS	Daniel J. Sutherland			David Coenen			Deanna Kaiser			Harry Awdey			Marvin E. Wolak			
	AV	Elec Day	TOTAL	AV	Elec Day	TOTAL	AV	Elec Day	TOTAL	AV	Elec Day	TOTAL	AV	Elec Day	TOTAL	
ARMADA TOWNSHIP																
01	666	57	200	257	93	282	375	56	204	260	83	221	304	92	235	327
	666	57	200	257	93	282	375	56	204	260	83	221	304	92	235	327
TOTALS																
	666	57	200	257	93	282	375	56	204	260	83	221	304	92	235	327

■ Yellow in the TOTALS column means precinct hasn't reported
 N/A indicates AV (Absentee) results are included in Elec Day results

These same results may also be obtained via:
 > Election Telephone Hotline: 586.469.5209



Election Results

Armada Village Trustee Three 4-year terms

Official results, updated November 15, 9:12 AM

[Race List](#) | [Race Summary](#) | [Race Details](#) | [Race Details \(Printer Friendly\)](#)

POLL BOOK TOTALS	Daniel J. Sutherland			David Coenen			Deanna Kaiser			Harry Awdey			Marvin E. Wolak			
	AV	Elec Day	TOTAL	AV	Elec Day	TOTAL	AV	Elec Day	TOTAL	AV	Elec Day	TOTAL	AV	Elec Day	TOTAL	
ARMADA TOWNSHIP																
01	666	57	200	257	93	282	375	56	204	260	83	221	304	92	235	327
	666	57	200	257	93	282	375	56	204	260	83	221	304	92	235	327
TOTALS																
	666	57	200	257	93	282	375	56	204	260	83	221	304	92	235	327

■ Yellow in the TOTALS column means precinct hasn't reported
N/A indicates AV (Absentee) results are included in Elec Day results

These same results may also be obtained via:
 > Election Telephone Hotline: 586.469.5209



Election Results

New Haven Village President One 2-year term

Official results, updated November 15, 9:12 AM

[Race List](#) | [Race Summary](#) | [Race Details](#) | [Race Details \(Printer Friendly\)](#)

POLL BOOK TOTALS	Debra Hill			Jammie Kincaid			Martin Maniaci			
	AV	Elec Day	TOTAL	AV	Elec Day	TOTAL	AV	Elec Day	TOTAL	
LENOX TOWNSHIP										
03	862	38	184	222	134	333	467	18	104	122
04	336	8	106	114	19	121	140	2	49	51
	1,198	46	290	336	153	454	607	20	153	173
TOTALS										
	1,198	46	290	336	153	454	607	20	153	173

■ Yellow in the TOTALS column means precinct hasn't reported
N/A indicates AV (Absentee) results are included in Elec Day results

These same results may also be obtained via:
 > Election Telephone Hotline: 586.469.5209



Election Results

New Haven Village President One 2-year term

Official results, updated November 15, 9:12 AM

[Race List](#) | [Race Summary](#) | [Race Details](#) | [Race Details \(Printer Friendly\)](#)

POLL BOOK TOTALS	Debra Hill			Jammie Kincaid			Martin Maniaci			
	AV	Elec Day	TOTAL	AV	Elec Day	TOTAL	AV	Elec Day	TOTAL	
LENOX TOWNSHIP										
03	862	38	184	222	134	333	467	18	104	122
04	336	8	106	114	19	121	140	2	49	51
	1,198	46	290	336	153	454	607	20	153	173
TOTALS										
	1,198	46	290	336	153	454	607	20	153	173

■ Yellow in the TOTALS column means precinct hasn't reported
N/A indicates AV (Absentee) results are included in Elec Day results

These same results may also be obtained via:
> Election Telephone Hotline: 586.469.5209



Election Results

New Haven Village

Clerk

One 2-year term

Official results, updated November 15, 9:12 AM

[Race List](#) | [Race Summary](#) | [Race Details](#) | [Race Details \(Printer Friendly\)](#)

POLL BOOK TOTALS	Deborah M. Mack			Greta Jackson			
	AV	Elec Day	TOTAL	AV	Elec Day	TOTAL	
LENOX TOWNSHIP							
03	862	135	361	496	53	232	285
04	336	19	138	157	10	124	134
	1,198	154	499	653	63	356	419
TOTALS							
	1,198	154	499	653	63	356	419

■ Yellow in the TOTALS column means precinct hasn't reported
N/A indicates AV (Absentee) results are included in Elec Day results

These same results may also be obtained via:

> Election Telephone Hotline: 586.469.5209



Election Results

New Haven Village

Clerk

One 2-year term

Official results, updated November 15, 9:12 AM

[Race List](#) | [Race Summary](#) | [Race Details](#) | [Race Details \(Printer Friendly\)](#)

POLL BOOK TOTALS	Deborah M. Mack			Greta Jackson			
	AV	Elec Day	TOTAL	AV	Elec Day	TOTAL	
LENOX TOWNSHIP							
03	862	135	361	496	53	232	285
04	336	19	138	157	10	124	134
	1,198	154	499	653	63	356	419
TOTALS							
	1,198	154	499	653	63	356	419

■ Yellow in the TOTALS column means precinct hasn't reported
N/A indicates AV (Absentee) results are included in Elec Day results

These same results may also be obtained via:
> Election Telephone Hotline: 586.469.5209



Election Results

New Haven Village Treasurer One 2-year term

Official results, updated November 15, 9:12 AM

[Race List](#) | [Race Summary](#) | [Race Details](#) | [Race Details \(Printer Friendly\)](#)

POLL BOOK TOTALS		Eric Wheeler		
		AV	Elec Day	TOTAL
LENOX TOWNSHIP				
03	862	126	470	596
04	336	22	228	250
	1,198	148	698	846
TOTALS				
	1,198	148	698	846

■ Yellow in the TOTALS column means precinct hasn't reported
N/A indicates AV (Absentee) results are included in Elec Day results

These same results may also be obtained via:
> Election Telephone Hotline: 586.469.5209



Election Results

New Haven Village Treasurer One 2-year term

Official results, updated November 15, 9:12 AM

[Race List](#) | [Race Summary](#) | [Race Details](#) | [Race Details \(Printer Friendly\)](#)

POLL BOOK TOTALS		Eric Wheeler		
		AV	Elec Day	TOTAL
LENOX TOWNSHIP				
03	862	126	470	596
04	336	22	228	250
	1,198	148	698	846
TOTALS				
	1,198	148	698	846

■ Yellow in the TOTALS column means precinct hasn't reported
N/A indicates AV (Absentee) results are included in Elec Day results

These same results may also be obtained via:
> Election Telephone Hotline: 586.469.5209



Election Results

New Haven Village Trustee Three 4-year terms

Official results, updated November 15, 9:12 AM

[Race List](#) | [Race Summary](#) | [Race Details](#) | [Race Details \(Printer Friendly\)](#)

POLL BOOK TOTALS	Brett Harris			Daniel Stier			Genevieve Rodzik			George Drake			Jennifer Podgurski			John Jambriska			LaVerne Young			
	AV	Elec Day	TOTAL	AV	Elec Day	TOTAL	AV	Elec Day	TOTAL	AV	Elec Day	TOTAL	AV	Elec Day	TOTAL	AV	Elec Day	TOTAL	AV	Elec Day	TOTAL	
LENOX TOWNSHIP																						
03	862	104	210	314	60	240	300	59	208	267	96	219	315	62	286	348	94	240	334	37	176	213
04	336	14	47	61	8	98	106	17	115	132	12	62	74	12	165	177	11	90	101	9	82	91
	1,198	118	257	375	68	338	406	76	323	399	108	281	389	74	451	525	105	330	435	46	258	304
TOTALS																						
	1,198	118	257	375	68	338	406	76	323	399	108	281	389	74	451	525	105	330	435	46	258	304

■ Yellow in the TOTALS column means precinct hasn't reported
 N/A indicates AV (Absentee) results are included in Elec Day results

These same results may also be obtained via:
 > Election Telephone Hotline: 586.469.5209



New Haven Village Trustee Three 4-year terms

Official results, updated November 15, 9:12 AM

[Race List](#) |
 [Race Summary](#) |
 [Race Details](#) |
 [Race Details \(Printer Friendly\)](#)

POLL BOOK TOTALS	Brett Harris			Daniel Stier			Genevieve Rodzik			George Drake			Jennifer Podgurski			John Jambriska			LaVerne Young			
	AV	Elec Day	TOTAL	AV	Elec Day	TOTAL	AV	Elec Day	TOTAL	AV	Elec Day	TOTAL	AV	Elec Day	TOTAL	AV	Elec Day	TOTAL	AV	Elec Day	TOTAL	
LENOX TOWNSHIP																						
03	862	104	210	314	60	240	300	59	208	267	96	219	315	62	286	348	94	240	334	37	176	213
04	336	14	47	61	8	98	106	17	115	132	12	62	74	12	165	177	11	90	101	9	82	91
	1,198	118	257	375	68	338	406	76	323	399	108	281	389	74	451	525	105	330	435	46	258	304
TOTALS																						
	1,198	118	257	375	68	338	406	76	323	399	108	281	389	74	451	525	105	330	435	46	258	304

 Yellow in the TOTALS column means precinct hasn't reported
N/A indicates AV (Absentee) results are included in Elec Day results

These same results may also be obtained via:
 > Election Telephone Hotline: 586.469.5209



Election Results

Romeo Village President One 4-year term

Official results, updated November 15, 9:12 AM

[Race List](#) | [Race Summary](#) | [Race Details](#) | [Race Details \(Printer Friendly\)](#)

POLL BOOK TOTALS	Michael A. Lee			Ronald Rossell			
	AV	Elec Day	TOTAL	AV	Elec Day	TOTAL	
BRUCE TOWNSHIP							
01	743	91	245	336	86	154	240
	743	91	245	336	86	154	240
WASHINGTON TOWNSHIP							
01	678	72	217	289	89	170	259
	678	72	217	289	89	170	259
TOTALS							
	1,421	163	462	625	175	324	499

■ Yellow in the TOTALS column means precinct hasn't reported
N/A indicates AV (Absentee) results are included in Elec Day results

These same results may also be obtained via:
> Election Telephone Hotline: 586.469.5209



Election Results

Romeo Village President One 4-year term

Official results, updated November 15, 9:12 AM

[Race List](#) | [Race Summary](#) | [Race Details](#) | [Race Details \(Printer Friendly\)](#)

POLL BOOK TOTALS	Michael A. Lee			Ronald Rossell			
	AV	Elec Day	TOTAL	AV	Elec Day	TOTAL	
BRUCE TOWNSHIP							
01	743	91	245	336	86	154	240
	743	91	245	336	86	154	240
WASHINGTON TOWNSHIP							
01	678	72	217	289	89	170	259
	678	72	217	289	89	170	259
TOTALS							
	1,421	163	462	625	175	324	499

■ Yellow in the TOTALS column means precinct hasn't reported
 N/A indicates AV (Absentee) results are included in Elec Day results

These same results may also be obtained via:
 > Election Telephone Hotline: 586.469.5209



Election Results

Romeo Village

Clerk

One 4-year term

Official results, updated November 15, 9:12 AM

[Race List](#) | [Race Summary](#) | [Race Details](#) | [Race Details \(Printer Friendly\)](#)

POLL BOOK TOTALS		Marian T. McLaughlin		
		AV	Elec Day	TOTAL
BRUCE TOWNSHIP				
01	743	154	348	502
	743	154	348	502
WASHINGTON TOWNSHIP				
01	678	146	323	469
	678	146	323	469
TOTALS				
	1,421	300	671	971

■ Yellow in the TOTALS column means precinct hasn't reported
N/A indicates AV (Absentee) results are included in Elec Day results

These same results may also be obtained via:

> Election Telephone Hotline: 586.469.5209



Election Results

Romeo Village

Clerk

One 4-year term

Official results, updated November 15, 9:12 AM

[Race List](#) | [Race Summary](#) | [Race Details](#) | [Race Details \(Printer Friendly\)](#)

POLL BOOK TOTALS		Marian T. McLaughlin		
		AV	Elec Day	TOTAL
BRUCE TOWNSHIP				
01	743	154	348	502
	743	154	348	502
WASHINGTON TOWNSHIP				
01	678	146	323	469
	678	146	323	469
TOTALS				
	1,421	300	671	971

■ Yellow in the TOTALS column means precinct hasn't reported
N/A indicates AV (Absentee) results are included in Elec Day results

These same results may also be obtained via:
> Election Telephone Hotline: 586.469.5209



Election Results

Romeo Village Treasurer One 4-year term

Official results, updated November 15, 9:12 AM

[Race List](#) | [Race Summary](#) | [Race Details](#) | [Race Details \(Printer Friendly\)](#)

POLL BOOK TOTALS	Douglas Oja			Melinda Rossell			
	AV	Elec Day	TOTAL	AV	Elec Day	TOTAL	
BRUCE TOWNSHIP							
01	743	61	165	226	113	229	342
	743	61	165	226	113	229	342
WASHINGTON TOWNSHIP							
01	678	36	148	184	123	228	351
	678	36	148	184	123	228	351
TOTALS							
	1,421	97	313	410	236	457	693

■ Yellow in the TOTALS column means precinct hasn't reported
N/A indicates AV (Absentee) results are included in Elec Day results

These same results may also be obtained via:
> Election Telephone Hotline: 586.469.5209



Election Results

Romeo Village Treasurer One 4-year term

Official results, updated November 15, 9:12 AM

[Race List](#) | [Race Summary](#) | [Race Details](#) | [Race Details \(Printer Friendly\)](#)

POLL BOOK TOTALS	Douglas Oja			Melinda Rossell			
	AV	Elec Day	TOTAL	AV	Elec Day	TOTAL	
BRUCE TOWNSHIP							
01	743	61	165	226	113	229	342
	743	61	165	226	113	229	342
WASHINGTON TOWNSHIP							
01	678	36	148	184	123	228	351
	678	36	148	184	123	228	351
TOTALS							
	1,421	97	313	410	236	457	693

■ Yellow in the TOTALS column means precinct hasn't reported
N/A indicates AV (Absentee) results are included in Elec Day results

These same results may also be obtained via:
 > Election Telephone Hotline: 586.469.5209



Election Results

Romeo Village Trustee Three 4-year terms

Official results, updated November 15, 9:12 AM

[Race List](#) | [Race Summary](#) | [Race Details](#) | [Race Details \(Printer Friendly\)](#)

POLL BOOK TOTALS	Bob Hart			Christopher Young			Dean R. Ford			Matthew Edwards			Michael R. Cregar			Zachary Fowler			
	AV	Elec Day	TOTAL	AV	Elec Day	TOTAL	AV	Elec Day	TOTAL	AV	Elec Day	TOTAL	AV	Elec Day	TOTAL	AV	Elec Day	TOTAL	
BRUCE TOWNSHIP																			
01	743	96	180	276	43	123	166	64	157	221	105	212	317	107	213	320	61	194	255
	743	96	180	276	43	123	166	64	157	221	105	212	317	107	213	320	61	194	255
WASHINGTON TOWNSHIP																			
01	678	73	188	261	40	116	156	49	142	191	92	178	270	80	148	228	66	173	239
	678	73	188	261	40	116	156	49	142	191	92	178	270	80	148	228	66	173	239
TOTALS																			
	1,421	169	368	537	83	239	322	113	299	412	197	390	587	187	361	548	127	367	494

■ Yellow in the TOTALS column means precinct hasn't reported
 N/A indicates AV (Absentee) results are included in Elec Day results

These same results may also be obtained via:
 > Election Telephone Hotline: 586.469.5209



Election Results

Romeo Village Trustee Three 4-year terms

Official results, updated November 15, 9:12 AM

[Race List](#) | [Race Summary](#) | [Race Details](#) | [Race Details \(Printer Friendly\)](#)

POLL BOOK TOTALS	Bob Hart			Christopher Young			Dean R. Ford			Matthew Edwards			Michael R. Cregar			Zachary Fowler			
	AV	Elec Day	TOTAL	AV	Elec Day	TOTAL	AV	Elec Day	TOTAL	AV	Elec Day	TOTAL	AV	Elec Day	TOTAL	AV	Elec Day	TOTAL	
BRUCE TOWNSHIP																			
01	743	96	180	276	43	123	166	64	157	221	105	212	317	107	213	320	61	194	255
	743	96	180	276	43	123	166	64	157	221	105	212	317	107	213	320	61	194	255
WASHINGTON TOWNSHIP																			
01	678	73	188	261	40	116	156	49	142	191	92	178	270	80	148	228	66	173	239
	678	73	188	261	40	116	156	49	142	191	92	178	270	80	148	228	66	173	239
TOTALS																			
	1,421	169	368	537	83	239	322	113	299	412	197	390	587	187	361	548	127	367	494

■ Yellow in the TOTALS column means precinct hasn't reported
 N/A indicates AV (Absentee) results are included in Elec Day results

These same results may also be obtained via:
 > Election Telephone Hotline: 586.469.5209



Election Results

Board Member - Almont Community Schools Two 4-year terms

Official results, updated November 15, 9:12 AM

[Race List](#) | [Race Summary](#) | [Race Details](#) | [Race Details \(Printer Friendly\)](#)

POLL BOOK TOTALS	Amy J. DeLoof			Dallas R. Walton			Nancy A. Boxey			
	AV	Elec Day	TOTAL	AV	Elec Day	TOTAL	AV	Elec Day	TOTAL	
BRUCE TOWNSHIP										
04B	277	20	70	90	24	53	77	25	85	110
	277	20	70	90	24	53	77	25	85	110
TOTALS										
	277	20	70	90	24	53	77	25	85	110

■ Yellow in the TOTALS column means precinct hasn't reported
N/A indicates AV (Absentee) results are included in Elec Day results

These same results may also be obtained via:
 > Election Telephone Hotline: 586.469.5209



Election Results

Board Member - Almont Community Schools Two 4-year terms

Official results, updated November 15, 9:12 AM

[Race List](#) | [Race Summary](#) | [Race Details](#) | [Race Details \(Printer Friendly\)](#)

POLL BOOK TOTALS	Amy J. DeLoof				Dallas R. Walton			Nancy A. Boxey		
	AV	Elec Day	TOTAL	AV	Elec Day	TOTAL	AV	Elec Day	TOTAL	
BRUCE TOWNSHIP										
04B	277	20	70	90	24	53	77	25	85	110
	277	20	70	90	24	53	77	25	85	110
TOTALS										
	277	20	70	90	24	53	77	25	85	110

■ Yellow in the TOTALS column means precinct hasn't reported
 N/A indicates AV (Absentee) results are included in Elec Day results

These same results may also be obtained via:
 > Election Telephone Hotline: 586.469.5209



Election Results

Board Member - Armada Area Schools Two 4-year terms

Official results, updated November 15, 9:12 AM

[Race List](#) | [Race Summary](#) | [Race Details](#) | [Race Details \(Printer Friendly\)](#)

POLL BOOK TOTALS	Lori S. Riggs			Scott A. Kline			
	AV	Elec Day	TOTAL	AV	Elec Day	TOTAL	
ARMADA TOWNSHIP							
01	1,194	183	447	630	198	457	655
02	763	88	283	371	91	306	397
	1,957	271	730	1,001	289	763	1,052
BERLIN TOWNSHIP							
01	1,111	N/A	131	131	N/A	121	121
	1,111	N/A	131	131	N/A	121	121
BRUCE TOWNSHIP							
04C	16	2	5	7	2	5	7
	16	2	5	7	2	5	7
LENOX TOWNSHIP							
01B	93	12	35	47	12	35	47
	93	12	35	47	12	35	47
RAY TOWNSHIP							
02A	472	71	138	209	79	148	227
	472	71	138	209	79	148	227
RICHMOND TOWNSHIP							
02A	483	N/A	237	237	N/A	277	277
	483	N/A	237	237	N/A	277	277
RILEY TOWNSHIP							
01	1,177	N/A	90	90	N/A	90	90

■ Yellow in the TOTALS column means precinct hasn't reported
 N/A indicates AV (Absentee) results are included in Elec Day results

These same results may also be obtained via:
 > Election Telephone Hotline: 586.469.5209



Election Results

Board Member - Armada Area Schools Two 4-year terms

Official results, updated November 15, 9:12 AM

[Race List](#) | [Race Summary](#) | [Race Details](#) | [Race Details \(Printer Friendly\)](#)

POLL BOOK TOTALS	Lori S. Riggs			Scott A. Kline			
	AV	Elec Day	TOTAL	AV	Elec Day	TOTAL	
ARMADA TOWNSHIP							
01	1,194	183	447	630	198	457	655
02	763	88	283	371	91	306	397
	1,957	271	730	1,001	289	763	1,052
BERLIN TOWNSHIP							
01	1,111	N/A	131	131	N/A	121	121
	1,111	N/A	131	131	N/A	121	121
BRUCE TOWNSHIP							
04C	16	2	5	7	2	5	7
	16	2	5	7	2	5	7
LENOX TOWNSHIP							
01B	93	12	35	47	12	35	47
	93	12	35	47	12	35	47
RAY TOWNSHIP							
02A	472	71	138	209	79	148	227
	472	71	138	209	79	148	227
RICHMOND TOWNSHIP							
02A	483	N/A	237	237	N/A	277	277
	483	N/A	237	237	N/A	277	277
RILEY TOWNSHIP							
01	1,177	N/A	89	89	N/A	89	89
	1,177	N/A	89	89	N/A	89	89
TOTALS							
	5,309	356	1,365	1,721	382	1,438	1,820

■ Yellow in the TOTALS column means precinct hasn't reported
 N/A indicates AV (Absentee) results are included in Elec Day results

These same results may also be obtained via:
 > Election Telephone Hotline: 586.469.5209



Board Member - Lake Shore Public Schools
One 6-year term

Official results, updated November 15, 9:12 AM

[Race List](#) | [Race Summary](#) | [Race Details](#) | [Race Details \(Printer Friendly\)](#)

POLL BOOK TOTALS		James A. Graver		
		AV	Elec Day	TOTAL
ST. CLAIR SHORES				
16	1,227	263	479	742
17	1,345	260	492	752
18	994	226	357	583
19	909	171	339	510
20	647	128	264	392
21	918	172	381	553
22	779	125	323	448
23	1,089	193	438	631
24	1,383	354	440	794
	9,291	1,892	3,513	5,405
TOTALS				
	9,291	1,892	3,513	5,405

■ Yellow in the TOTALS column means precinct hasn't reported
N/A indicates AV (Absentee) results are included in Elec Day results

These same results may also be obtained via:
> Election Telephone Hotline: 586.469.5209



Board Member - Lake Shore Public Schools
One 6-year term

Official results, updated November 15, 9:12 AM

[Race List](#) | [Race Summary](#) | [Race Details](#) | [Race Details \(Printer Friendly\)](#)

POLL BOOK TOTALS		James A. Graver		
		AV	Elec Day	TOTAL
ST. CLAIR SHORES				
16	1,227	263	479	742
17	1,345	260	492	752
18	994	226	357	583
19	909	171	339	510
20	647	128	264	392
21	918	172	381	553
22	779	125	323	448
23	1,089	193	438	631
24	1,383	354	440	794
	9,291	1,892	3,513	5,405
TOTALS				
	9,291	1,892	3,513	5,405

■ Yellow in the TOTALS column means precinct hasn't reported
N/A indicates AV (Absentee) results are included in Elec Day results

These same results may also be obtained via:
> Election Telephone Hotline: 586.469.5209



Election Results

Board Member - Romeo Community Schools Two 4-year terms

Official results, updated November 15, 9:12 AM

[Race List](#) | [Race Summary](#) | [Race Details](#) | [Race Details \(Printer Friendly\)](#)

POLL BOOK TOTALS	Joan Ziolkowski			Joseph Fortuna			Sara L. Murray			
	AV	Elec Day	TOTAL	AV	Elec Day	TOTAL	AV	Elec Day	TOTAL	
ADDISON TOWNSHIP										
03	630	66	148	214	69	159	228	67	155	222
	630	66	148	214	69	159	228	67	155	222
ARMADA TOWNSHIP										
01A	121	6	23	29	11	29	40	8	37	45
	121	6	23	29	11	29	40	8	37	45
BRUCE TOWNSHIP										
01	743	85	160	245	89	201	290	78	239	317
02	1,386	140	334	474	186	425	611	115	381	496
03	713	76	148	224	107	194	301	90	192	282
04A	577	39	124	163	52	164	216	48	155	203
	3,419	340	766	1,106	434	984	1,418	331	967	1,298
OAKLAND TOWNSHIP										
02	783	22	47	69	24	48	72	25	49	74
	783	22	47	69	24	48	72	25	49	74
RAY TOWNSHIP										
01A	637	50	115	165	60	146	206	56	180	236
	637	50	115	165	60	146	206	56	180	236
SHELBY TOWNSHIP										
14R	887	5	11	16	1	19	20	8	21	29

 Yellow in the TOTALS column means precinct hasn't reported
 N/A indicates AV (Absentee) results are included in Elec Day results

These same results may also be obtained via:
 > Election Telephone Hotline: 586.469.5209



Election Results

Board Member - Romeo Community Schools Two 4-year terms

Official results, updated November 15, 9:12 AM

[Race List](#) | [Race Summary](#) | [Race Details](#) | [Race Details \(Printer Friendly\)](#)

	POLL BOOK TOTALS	Joan Ziolkowski			Joseph Fortuna			Sara L. Murray		
		AV	Elec Day	TOTAL	AV	Elec Day	TOTAL	AV	Elec Day	TOTAL
ADDISON TOWNSHIP										
03	630	66	148	214	69	159	228	67	155	222
	630	66	148	214	69	159	228	67	155	222
ARMADA TOWNSHIP										
01A	121	6	23	29	11	29	40	8	37	45
	121	6	23	29	11	29	40	8	37	45
BRUCE TOWNSHIP										
01	743	85	160	245	89	201	290	78	239	317
02	1,386	140	334	474	186	425	611	115	381	496
03	713	76	148	224	107	194	301	90	192	282
04A	577	39	124	163	52	164	216	48	155	203
	3,419	340	766	1,106	434	984	1,418	331	967	1,298
OAKLAND TOWNSHIP										
02	783	22	47	69	24	48	72	25	49	74
	783	22	47	69	24	48	72	25	49	74
RAY TOWNSHIP										
01A	637	50	115	165	60	146	206	56	180	236
	637	50	115	165	60	146	206	56	180	236
SHELBY TOWNSHIP										
14R	887	5	11	16	1	19	20	8	21	29
17R	1,251	5	48	53	9	37	46	9	59	68
	2,138	10	59	69	10	56	66	17	80	97
WASHINGTON TOWNSHIP										
01	678	55	166	221	89	190	279	88	203	291
02	1,341	177	216	393	236	325	561	224	325	549
03	1,099	126	222	348	150	267	417	144	281	425
04	820	71	152	223	71	189	260	111	247	358
05	1,186	116	263	379	169	293	462	176	301	477
06	1,229	158	221	379	208	289	497	221	260	481
07A	261	26	35	61	49	48	97	44	42	86
08	1,017	109	155	264	131	239	370	159	231	390
09A	540	40	106	146	51	159	210	54	148	202
	8,171	878	1,536	2,414	1,154	1,999	3,153	1,221	2,038	3,259
TOTALS										
	15,899	1,372	2,694	4,066	1,762	3,421	5,183	1,725	3,506	5,231

■ Yellow in the TOTALS column means precinct hasn't reported
N/A indicates AV (Absentee) results are included in Elec Day results

These same results may also be obtained via:
> Election Telephone Hotline: 586.469.5209



Election Results

Board Member - South Lake Schools One 4-year term

Official results, updated November 15, 9:12 AM

[Race List](#) | [Race Summary](#) | [Race Details](#) | [Race Details \(Printer Friendly\)](#)

POLL BOOK TOTALS		Lois Cardenas		
		AV	Elec Day	TOTAL
EASTPOINTE				
14	1,156	165	537	702
	1,156	165	537	702
ST. CLAIR SHORES				
01	1,571	369	499	868
02	955	177	367	544
03	994	175	357	532
04	753	145	307	452
05	1,228	162	518	680
06	1,170	196	494	690
07	721	107	326	433
	7,392	1,331	2,868	4,199
VILLAGE OF GROSSE POINTE SHORES				
03	34	N/A	22	22
	34	N/A	22	22
TOTALS				
	8,582	1,496	3,427	4,923

■ Yellow in the TOTALS column means precinct hasn't reported
 N/A indicates AV (Absentee) results are included in Elec Day results

These same results may also be obtained via:
 > Election Telephone Hotline: 586.469.5209



Election Results

Board Member - South Lake Schools One 4-year term

Official results, updated November 15, 9:12 AM

[Race List](#) | [Race Summary](#) | [Race Details](#) | [Race Details \(Printer Friendly\)](#)

POLL BOOK TOTALS		Lois Cardenas		
		AV	Elec Day	TOTAL
EASTPOINTE				
14	1,156	165	537	702
	1,156	165	537	702
ST. CLAIR SHORES				
01	1,571	369	499	868
02	955	177	367	544
03	994	175	357	532
04	753	145	307	452
05	1,228	162	518	680
06	1,170	196	494	690
07	721	107	326	433
	7,392	1,331	2,868	4,199
VILLAGE OF GROSSE POINTE SHORES				
03	34	N/A	22	22
	34	N/A	22	22
TOTALS				
	8,582	1,496	3,427	4,923

■ Yellow in the TOTALS column means precinct hasn't reported
 N/A indicates AV (Absentee) results are included in Elec Day results

These same results may also be obtained via:
 > Election Telephone Hotline: 586.469.5209



Election Results

Member of the Macomb Community College Board of Trustees Two 6-year terms

Official results, updated November 15, 9:12 AM

[Race List](#) | [Race Summary](#) | [Race Details](#) | [Race Details \(Printer Friendly\)](#)

POLL BOOK TOTALS	Christine Bonkowski			Eugene F. Groesbeck			James F. Kelly			Joseph A. Backus			Joshua MacKinno		
	AV	Elec Day	TOTAL	AV	Elec Day	TOTAL	AV	Elec Day	TOTAL	AV	Elec Day	TOTAL	AV	Elec Day	TO
ARMADA TOWNSHIP															
01	1,315	115	237	352	29	82	111	48	134	182	49	172	221	26	68
02	763	47	180	227	18	37	55	24	102	126	22	66	88	15	30
	2,078	162	417	579	47	119	166	72	236	308	71	238	309	41	98
BRUCE TOWNSHIP															
01	743	58	107	165	10	53	63	33	76	109	20	60	80	18	27
02	1,386	85	243	328	32	73	105	67	165	232	47	112	159	11	50
03	713	69	103	172	40	62	102	45	110	155	25	57	82	13	31
04	870	51	166	217	17	39	56	46	126	172	25	84	109	15	51
	3,712	263	619	882	99	227	326	191	477	668	117	313	430	57	159
CENTER LINE CITY															
01	627	65	183	248	28	52	80	23	71	94	15	81	96	10	26
02	420	61	120	181	24	40	64	28	54	82	14	31	45	7	23
03	665	66	166	232	26	76	102	27	88	115	5	61	66	4	25
04	362	27	104	131	15	51	66	14	61	75	2	35	37	2	20
05	384	26	91	117	15	51	66	13	71	84	6	34	40	6	16
	2,458	245	664	909	108	270	378	105	345	450	42	242	284	29	110
CHESTERFIELD TOWNSHIP															
01	914	104	203	307	21	46	67	67	95	162	33	116	149	34	71

■ Yellow in the TOTALS column means precinct hasn't reported
 N/A indicates AV (Absentee) results are included in Elec Day results

These same results may also be obtained via:
 > Election Telephone Hotline: 586.469.5209



Election Results

Statewide Proposal 10-1 Convention for Revising State Constitution

Official results, updated November 15, 9:12 AM

[Race List](#) | [Race Summary](#) | [Race Details](#) | [Race Details \(Printer Friendly\)](#)

POLL BOOK TOTALS	YES			NO			
	AV	Elec Day	TOTAL	AV	Elec Day	TOTAL	
ARMADA TOWNSHIP							
01	1,315	95	254	349	231	592	823
02	763	44	152	196	111	381	492
	2,078	139	406	545	342	973	1,315
BRUCE TOWNSHIP							
01	743	67	143	210	134	327	461
02	1,386	96	247	343	259	658	917
03	713	75	131	206	138	299	437
04	870	57	145	202	151	448	599
	3,712	295	666	961	682	1,732	2,414
CENTER LINE CITY							
01	627	65	169	234	64	258	322
02	420	48	86	134	70	176	246
03	665	58	175	233	63	316	379
04	362	26	113	139	26	157	183
05	384	44	87	131	25	180	205
	2,458	241	630	871	248	1,087	1,335
CHESTERFIELD TOWNSHIP							
01	914	94	223	317	146	378	524
02	858	73	181	254	112	429	541

■ Yellow in the TOTALS column means precinct hasn't reported
N/A indicates AV (Absentee) results are included in Elec Day results

These same results may also be obtained via:
> Election Telephone Hotline: 586.469.5209



Election Results

Statewide Proposal 10-1 Convention for Revising State Constitution

Official results, updated November 15, 9:12 AM

[Race List](#) | [Race Summary](#) | [Race Details](#) | [Race Details \(Printer Friendly\)](#)

	POLL BOOK TOTALS	YES			NO		
		AV	Elec Day	TOTAL	AV	Elec Day	TOTAL
ARMADA TOWNSHIP							
01	1,315	95	254	349	231	592	823
02	763	44	152	196	111	381	492
	2,078	139	406	545	342	973	1,315
BRUCE TOWNSHIP							
01	743	67	143	210	134	327	461
02	1,386	96	247	343	259	658	917
03	713	75	131	206	138	299	437
04	870	57	145	202	151	448	599
	3,712	295	666	961	682	1,732	2,414
CENTER LINE CITY							
01	627	65	169	234	64	258	322
02	420	48	86	134	70	176	246
03	665	58	175	233	63	316	379
04	362	26	113	139	26	157	183
05	384	44	87	131	25	180	205
	2,458	241	630	871	248	1,087	1,335
CHESTERFIELD TOWNSHIP							
01	914	94	223	317	146	378	524
02	858	73	181	254	112	429	541
03	1,096	61	263	324	107	570	677
04	271	13	78	91	25	134	159
05	854	106	186	292	141	352	493
06	761	61	205	266	66	352	418
07	956	64	213	277	123	466	589
08	902	74	207	281	121	422	543
09	778	39	195	234	86	389	475
10	1,160	178	201	379	280	396	676
11	598	41	166	207	51	294	345
12	443	45	110	155	77	186	263
13	865	45	224	269	85	423	508
14	468	19	122	141	45	246	291
15	252	7	86	93	4	121	125
16	471	54	107	161	60	212	272
17	242	43	52	95	49	75	124
18	711	36	196	232	55	369	424

19	403	53	79	132	85	157	242
20	655	42	173	215	62	329	391
	13,658	1,148	3,267	4,415	1,780	6,300	8,080
CLINTON TOWNSHIP							
01	720	96	142	238	175	253	428
02	327	37	59	96	58	152	210
03	559	45	155	200	62	262	324
04	440	67	110	177	63	161	224
05	566	29	180	209	34	233	267
06	756	82	160	242	139	307	446
07	440	64	91	155	60	203	263
08	586	78	127	205	70	249	319
09	441	37	98	135	56	210	266
10	926	170	131	301	225	335	560
11	543	51	148	199	67	235	302
12	368	28	86	114	58	163	221
13	569	40	164	204	38	278	316
14	306	28	69	97	54	132	186
15	626	58	155	213	89	278	367
16	730	120	125	245	150	277	427
17	696	57	173	230	90	295	385
18	681	73	142	215	134	271	405
19	703	109	103	212	159	275	434
20	487	36	140	176	57	211	268
21	436	70	95	165	90	149	239
22	712	95	178	273	96	265	361
23	1,042	146	196	342	196	413	609
24	612	79	128	207	106	245	351
25	597	71	146	217	95	222	317
26	988	110	201	311	191	392	583
27	722	105	137	242	152	255	407
28	232	20	72	92	14	98	112
29	1,016	113	229	342	190	399	589
30	650	63	146	209	119	285	404
31	742	40	203	243	84	339	423
32	589	91	117	208	120	219	339
33	971	101	210	311	169	383	552
34	421	28	123	151	30	205	235
35	1,260	253	205	458	286	383	669
36	823	90	180	270	138	360	498
37	1,079	174	208	382	208	361	569
38	709	46	159	205	103	333	436
39	678	106	143	249	128	246	374
40	831	100	167	267	111	366	477
41	716	94	141	235	130	289	419
42	856	122	192	314	114	321	435
43	303	28	59	87	73	132	205
44	1,080	163	196	359	242	393	635

45	803	84	193	277	130	339	469
46	912	199	149	348	253	233	486
	31,250	3,896	6,731	10,627	5,406	12,405	17,811
EASTPOINTE							
01	635	35	204	239	48	284	332
02	611	58	182	240	63	252	315
03	788	44	222	266	92	370	462
04	759	47	231	278	84	322	406
05	666	38	200	238	60	303	363
07	937	60	260	320	71	430	501
08	757	63	194	257	64	323	387
09	767	42	228	270	61	330	391
10	860	62	210	272	99	373	472
11	598	44	172	216	77	229	306
12	681	49	197	246	62	304	366
13	688	64	167	231	94	279	373
14	1,156	98	297	395	136	481	617
	9,903	704	2,764	3,468	1,011	4,280	5,291
FRASER							
01	568	61	144	205	61	241	302
02	924	70	201	271	132	417	549
03	1,088	122	236	358	203	416	619
04	765	72	171	243	104	328	432
05	297	25	64	89	49	120	169
06	1,022	82	202	284	126	495	621
07	528	58	121	179	84	202	286
	5,192	490	1,139	1,629	759	2,219	2,978
HARRISON TOWNSHIP							
01	855	92	168	260	149	365	514
02	920	94	237	331	140	358	498
03	676	53	159	212	86	282	368
04	1,235	111	261	372	217	525	742
05	1,050	118	214	332	229	413	642
06	1,083	101	236	337	165	488	653
07	1,120	115	202	317	234	483	717
08	637	68	131	199	112	264	376
09	899	128	166	294	216	303	519
10	696	60	157	217	112	301	413
	9,171	940	1,931	2,871	1,660	3,782	5,442
LENOX TOWNSHIP							
01	676	71	124	195	150	261	411
02	830	67	182	249	134	390	524
03	862	77	209	286	89	390	479
04	336	17	103	120	13	179	192
	2,704	232	618	850	386	1,220	1,606
MACOMB TOWNSHIP							
01	665	40	157	197	93	296	389
02	788	76	170	246	110	359	469
03	677	37	202	239	54	336	390

04	839	56	223	279	87	416	503
05	740	73	167	240	95	343	438
06	773	101	167	268	136	305	441
07	742	51	183	234	102	354	456
08	689	57	138	195	96	332	428
09	651	27	165	192	78	339	417
10	545	44	168	212	52	232	284
11	997	85	272	357	95	478	573
12	794	70	186	256	128	352	480
13	804	42	190	232	57	457	514
14	927	72	219	291	94	440	534
15	906	125	174	299	175	354	529
16	1,002	44	289	333	87	479	566
17	801	37	207	244	86	402	488
18	536	57	151	208	54	230	284
19	307	20	95	115	26	130	156
20	779	40	191	231	100	367	467
21	937	130	175	305	149	388	537
22	929	115	208	323	166	353	519
23	871	138	146	284	224	304	528
24	691	80	134	214	137	283	420
25	509	18	147	165	44	249	293
26	494	40	137	177	51	222	273
27	491	24	114	138	54	243	297
28	475	22	121	143	45	240	285
29	669	28	199	227	41	338	379
30	761	74	197	271	68	353	421
31	394	55	76	131	68	155	223
32	665	35	178	213	47	324	371
33	586	76	128	204	85	241	326
34	663	46	181	227	61	295	356
35	504	24	127	151	53	259	312
	24,601	2,059	5,982	8,041	3,098	11,248	14,346

MEMPHIS

01	263	N/A	78	78	N/A	157	157
	263	N/A	78	78	N/A	157	157

MOUNT CLEMENS

01	533	42	143	185	83	200	283
02	772	67	197	264	82	371	453
03	553	32	169	201	56	264	320
04	499	37	141	178	52	220	272
05	517	83	101	184	84	179	263
06	563	45	143	188	59	265	324
08	423	35	101	136	47	189	236
09	859	64	184	248	186	368	554
	4,719	405	1,179	1,584	649	2,056	2,705

NEW BALTIMORE

01	625	45	158	203	67	310	377
02							

	572	54	135	189	85	251	336
03	1,035	87	220	307	106	525	631
04	834	78	202	280	126	356	482
05	902	68	202	270	114	458	572
	3,968	332	917	1,249	498	1,900	2,398

RAY TOWNSHIP

01	645	44	105	149	109	301	410
02	871	68	142	210	166	407	573
	1,516	112	247	359	275	708	983

RICHMOND TOWNSHIP

01	660	N/A	146	146	N/A	433	433
02	719	N/A	183	183	N/A	465	465
	1,379	N/A	329	329	N/A	898	898

RICHMOND CITY

01	1,140	109	256	365	180	488	668
02	826	64	176	240	101	412	513
	1,966	173	432	605	281	900	1,181

ROSEVILLE

01	373	31	91	122	45	174	219
02	495	47	141	188	68	190	258
03	746	92	200	292	93	299	392
04	546	74	119	193	78	226	304
05	858	103	227	330	98	337	435
06	612	39	184	223	51	279	330
07	372	25	110	135	43	165	208
08	652	64	174	238	62	289	351
09	619	73	165	238	89	241	330
10	370	32	117	149	50	144	194
11	432	46	103	149	57	183	240
12	461	56	113	169	53	202	255
13	396	41	106	147	45	172	217
14	682	77	209	286	77	252	329
15	992	131	236	367	141	352	493
16	986	112	256	368	117	408	525
17	572	45	173	218	51	258	309
18	735	82	178	260	119	289	408
19	472	23	112	135	58	229	287
20	558	40	120	160	86	261	347
21	752	69	177	246	90	341	431
	12,681	1,302	3,311	4,613	1,571	5,291	6,862

SHELBY TOWNSHIP

01	1,294	141	238	379	206	598	804
02	1,008	99	188	287	179	459	638
03	495	27	113	140	78	243	321
04	891	111	169	280	141	399	540
05	1,219	152	249	401	229	466	695
06	618	34	168	202	49	322	371
07	1,062	142	155	297	222	463	685
08	533	55	94	149	110	236	346

09	523	38	146	184	48	239	287
10	717	70	160	230	120	295	415
11	757	79	168	247	111	318	429
12	741	75	134	209	141	326	467
13	545	75	81	156	116	222	338
14	887	80	194	274	125	407	532
15	549	60	119	179	89	233	322
16	1,331	153	241	394	288	524	812
17	1,251	88	284	372	174	566	740
18	646	94	123	217	112	266	378
19	688	73	165	238	118	283	401
20	545	66	132	198	94	208	302
21	420	26	111	137	34	203	237
22	1,442	158	299	457	320	544	864
23	1,222	109	247	356	243	505	748
24	1,464	174	299	473	301	574	875
25	1,022	108	205	313	240	383	623
26	824	186	130	316	223	210	433
27	914	127	198	325	125	350	475
28	1,217	264	187	451	295	337	632
29	599	24	161	185	49	303	352
	25,424	2,888	5,158	8,046	4,580	10,482	15,062

ST. CLAIR SHORES

01	1,571	235	301	536	332	500	832
02	955	103	215	318	156	361	517
03	994	95	261	356	170	325	495
04	753	66	177	243	140	302	442
05	1,228	90	306	396	134	543	677
06	1,170	129	282	411	157	450	607
07	721	68	175	243	85	332	417
08	1,095	118	224	342	170	450	620
09	726	94	131	225	147	247	394
10	1,227	162	290	452	192	463	655
11	560	71	106	177	102	223	325
12	1,329	145	295	440	254	519	773
13	1,629	204	350	554	301	614	915
14	544	38	117	155	75	245	320
15	1,279	117	292	409	198	509	707
16	1,227	155	275	430	225	450	675
17	1,345	145	287	432	223	548	771
18	994	118	200	318	199	362	561
19	909	99	195	294	149	357	506
20	647	74	160	234	112	237	349
21	918	93	205	298	137	363	500
22	779	70	179	249	108	326	434
23	1,089	114	264	378	174	415	589
24	1,383	228	264	492	290	426	716
	25,072	2,831	5,551	8,382	4,230	9,567	13,797

STERLING HEIGHTS

01	717	77	169	246	103	300	403
02	922	90	194	284	144	398	542
03	960	90	222	312	194	376	570
04	1,301	133	294	427	174	553	727
05	1,033	142	199	341	210	360	570
06	1,036	129	204	333	198	427	625
08	414	29	107	136	73	173	246
09	857	95	184	279	129	366	495
10	886	106	192	298	177	350	527
11	998	140	207	347	193	368	561
12	673	57	165	222	122	267	389
13	311	28	65	93	61	140	201
14	290	28	56	84	82	102	184
15	703	94	190	284	100	265	365
16	615	67	172	239	88	230	318
17	654	67	142	209	113	285	398
18	703	82	166	248	89	307	396
19	733	83	139	222	120	321	441
20	1,008	123	239	362	171	385	556
21	606	69	164	233	101	221	322
22	489	59	108	167	60	227	287
23	545	36	134	170	78	269	347
24	597	46	159	205	81	262	343
25	773	72	173	245	90	350	440
26	756	91	190	281	118	298	416
27	747	45	189	234	66	371	437
28	859	97	187	284	168	324	492
29	560	42	136	178	63	255	318
30	892	82	201	283	109	430	539
31	862	84	199	283	108	415	523
32	1,150	99	277	376	170	523	693
33	853	82	201	283	133	380	513
34	930	80	231	311	150	387	537
35	510	25	130	155	73	246	319
36	329	28	85	113	35	150	185
37	749	74	168	242	140	306	446
38	969	90	224	314	129	407	536
39	558	28	149	177	40	277	317
40	1,103	156	218	374	195	440	635
41	1,199	103	275	378	169	571	740
42	430	84	85	169	84	121	205
43	818	63	200	263	108	388	496
44	483	45	120	165	26	234	260
45	649	43	149	192	96	299	395
46	858	86	217	303	134	352	486
47	400	29	100	129	62	176	238
48	684	77	125	202	110	301	411
49							

	856	111	157	268	158	376	534
50	1,564	225	281	506	349	555	904
51	837	117	144	261	178	309	487
52	944	91	218	309	143	386	529
	39,373	4,119	8,900	13,019	6,265	16,579	22,844

UTICA

01	272	20	72	92	35	117	152
02	666	49	128	177	113	317	430
03	614	57	141	198	81	251	332
	1,552	126	341	467	229	685	914

VILLAGE OF GROSSE POINTE SHORES

03	34	N/A	13	13	N/A	19	19
	34	N/A	13	13	N/A	19	19

WARREN

01	628	31	211	242	50	249	299
02	375	23	116	139	39	162	201
03	799	54	228	282	78	349	427
04	656	49	185	234	49	290	339
05	545	54	162	216	60	207	267
06	819	71	211	282	92	343	435
07	428	16	119	135	32	223	255
08	216	14	62	76	15	99	114
09	352	31	110	141	21	157	178
10	472	22	147	169	24	227	251
11	420	33	127	160	30	187	217
12	336	31	109	140	19	143	162
13	386	25	112	137	39	183	222
14	659	47	160	207	62	307	369
15	470	30	145	175	35	206	241
16	381	40	103	143	32	173	205
17	738	54	231	285	56	310	366
18	226	21	60	81	15	92	107
19	653	48	147	195	69	333	402
20	963	121	241	362	137	344	481
21	83	4	21	25	9	43	52
22	976	96	247	343	102	406	508
23	878	117	222	339	130	321	451
24	320	32	74	106	41	139	180
25	550	47	154	201	65	228	293
26	392	21	133	154	20	168	188
27	1,058	148	223	371	170	422	592
28	502	47	112	159	104	188	292
29	692	91	164	255	99	246	345
30	481	55	136	191	65	180	245
31	1,170	145	275	420	206	411	617
32	998	113	236	349	173	362	535
33	1,079	141	232	373	197	395	592
34	491	40	117	157	58	233	291
35	942	116	223	339	151	355	506

36	501	35	126	161	59	220	279
37	901	103	204	307	154	360	514
38	364	27	90	117	38	164	202
39	350	14	94	108	20	142	162
40	543	54	117	171	74	236	310
41	589	62	133	195	79	232	311
42	509	76	97	173	93	189	282
43	575	55	138	193	101	221	322
44	753	90	194	284	118	264	382
45	689	102	151	253	113	261	374
46	657	61	137	198	107	282	389
47	605	62	121	183	91	265	356
48	983	132	196	328	154	393	547
49	1,195	146	258	404	205	449	654
50	982	103	239	342	135	392	527
51	1,260	208	244	452	259	440	699
52	766	95	172	267	121	321	442
53	985	107	213	320	170	412	582
54	900	131	178	309	153	363	516
55	979	75	248	323	123	424	547
56	498	48	130	178	67	207	274
57	855	82	185	267	128	379	507
58	1,258	145	296	441	184	503	687
	38,831	4,041	9,516	13,557	5,290	15,800	21,090
WASHINGTON TOWNSHIP							
01	678	47	122	169	126	305	431
02	1,341	167	215	382	331	516	847
03	1,099	89	230	319	233	434	667
04	820	55	214	269	147	322	469
05	1,186	100	190	290	265	526	791
06	1,229	166	199	365	334	440	774
07	1,196	116	235	351	266	459	725
08	1,017	110	181	291	246	381	627
09	1,192	83	249	332	148	576	724
	9,758	933	1,835	2,768	2,096	3,959	6,055
TOTALS							
	271,263	27,406	61,941	89,347	41,336	114,247	155,583

 Yellow in the TOTALS column means precinct hasn't reported
N/A indicates AV (Absentee) results are included in Elec Day results

These same results may also be obtained via:
 > Election Telephone Hotline: 586.469.5209



Election Results

Statewide Proposal 10-2

Constitutional Amendment to Limit Public Employment and Elected Office by Certain Felons

Official results, updated November 15, 9:12 AM

[Race List](#) | [Race Summary](#) | [Race Details](#) | [Race Details \(Printer Friendly\)](#)

POLL BOOK TOTALS	YES			NO			
	AV	Elec Day	TOTAL	AV	Elec Day	TOTAL	
ARMADA TOWNSHIP							
01	1,315	310	707	1,017	41	169	210
02	763	131	461	592	26	104	130
	2,078	441	1,168	1,609	67	273	340
BRUCE TOWNSHIP							
01	743	165	366	531	38	118	156
02	1,386	308	794	1,102	62	151	213
03	713	193	362	555	31	88	119
04	870	193	500	693	25	119	144
	3,712	859	2,022	2,881	156	476	632
CENTER LINE CITY							
01	627	105	348	453	26	86	112
02	420	90	199	289	31	67	98
03	665	104	341	445	21	157	178
04	362	43	212	255	11	63	74
05	384	57	217	274	15	54	69
	2,458	399	1,317	1,716	104	427	531
CHESTERFIELD TOWNSHIP							
01	914	218	500	718	32	123	155
02	858	172	507	679	21	116	137

■ Yellow in the TOTALS column means precinct hasn't reported
 N/A indicates AV (Absentee) results are included in Elec Day results

These same results may also be obtained via:
 > Election Telephone Hotline: 586.469.5209



Election Results

Statewide Proposal 10-2

Constitutional Amendment to Limit Public Employment and Elected Office by Certain Felons

Official results, updated November 15, 9:12 AM

[Race List](#) | [Race Summary](#) | [Race Details](#) | [Race Details \(Printer Friendly\)](#)

	POLL BOOK TOTALS	YES			NO		
		AV	Elec Day	TOTAL	AV	Elec Day	TOTAL
ARMADA TOWNSHIP							
01	1,315	310	707	1,017	41	169	210
02	763	131	461	592	26	104	130
	2,078	441	1,168	1,609	67	273	340
BRUCE TOWNSHIP							
01	743	165	366	531	38	118	156
02	1,386	308	794	1,102	62	151	213
03	713	193	362	555	31	88	119
04	870	193	500	693	25	119	144
	3,712	859	2,022	2,881	156	476	632
CENTER LINE CITY							
01	627	105	348	453	26	86	112
02	420	90	199	289	31	67	98
03	665	104	341	445	21	157	178
04	362	43	212	255	11	63	74
05	384	57	217	274	15	54	69
	2,458	399	1,317	1,716	104	427	531
CHESTERFIELD TOWNSHIP							
01	914	218	500	718	32	123	155
02	858	172	507	679	21	116	137
03	1,096	151	699	850	16	162	178
04	271	34	173	207	4	39	43
05	854	215	432	647	40	118	158
06	761	118	476	594	11	98	109
07	956	170	572	742	22	141	163
08	902	177	537	714	22	112	134
09	778	111	490	601	20	109	129
10	1,160	416	520	936	58	98	156
11	598	83	367	450	13	103	116
12	443	107	239	346	15	61	76
13	865	117	535	652	20	135	155
14	468	57	293	350	6	83	89
15	252	10	150	160	3	63	66
16	471	103	274	377	12	56	68
17	242	78	111	189	17	22	39

18	711	88	455	543	2	128	130
19	403	127	185	312	17	54	71
20	655	91	415	506	15	104	119
	13,658	2,643	7,930	10,573	366	1,925	2,291

CLINTON TOWNSHIP

01	720	253	311	564	29	90	119
02	327	86	182	268	9	32	41
03	559	96	329	425	13	98	111
04	440	117	209	326	18	67	85
05	566	36	245	281	26	193	219
06	756	189	339	528	35	143	178
07	440	102	239	341	19	58	77
08	586	124	313	437	30	85	115
09	441	81	234	315	16	82	98
10	926	341	391	732	64	84	148
11	543	93	293	386	25	102	127
12	368	73	205	278	15	51	66
13	569	70	344	414	11	102	113
14	306	67	170	237	14	37	51
15	626	131	362	493	22	85	107
16	730	229	306	535	39	101	140
17	696	129	333	462	21	148	169
18	681	185	365	550	27	66	93
19	703	244	309	553	30	83	113
20	487	70	271	341	24	96	120
21	436	143	207	350	20	42	62
22	712	170	328	498	35	130	165
23	1,042	317	506	823	37	124	161
24	612	159	318	477	26	64	90
25	597	139	305	444	27	75	102
26	988	297	483	780	28	119	147
27	722	240	340	580	29	60	89
28	232	25	93	118	9	84	93
29	1,016	275	541	816	36	99	135
30	650	155	329	484	34	100	134
31	742	102	432	534	25	128	153
32	589	192	278	470	21	68	89
33	971	242	483	725	43	132	175
34	421	51	226	277	8	114	122
35	1,260	487	494	981	72	117	189
36	823	209	408	617	22	145	167
37	1,079	337	494	831	62	101	163
38	709	130	426	556	21	84	105
39	678	210	338	548	33	61	94
40	831	183	446	629	33	108	141
41	716	198	375	573	29	70	99
42	856	207	404	611	43	126	169
43	303	95	152	247	7	41	48

44	1,080	354	497	851	62	104	166
45	803	189	472	661	29	76	105
46	912	420	292	712	49	106	155
	31,250	8,242	15,417	23,659	1,327	4,281	5,608

EASTPOINTE

01	635	73	361	434	15	155	170
02	611	98	340	438	31	117	148
03	788	119	451	570	22	153	175
04	759	116	455	571	25	133	158
05	666	86	393	479	16	142	158
07	937	102	447	549	36	285	321
08	757	102	344	446	34	222	256
09	767	96	441	537	13	158	171
10	860	146	446	592	35	174	209
11	598	101	291	392	28	134	162
12	681	108	371	479	18	158	176
13	688	143	356	499	26	116	142
14	1,156	198	526	724	51	296	347
	9,903	1,488	5,222	6,710	350	2,243	2,593

FRASER

01	568	117	316	433	11	79	90
02	924	180	514	694	25	119	144
03	1,088	279	538	817	55	129	184
04	765	149	407	556	33	110	143
05	297	67	160	227	14	33	47
06	1,022	196	625	821	28	94	122
07	528	128	252	380	20	79	99
	5,192	1,116	2,812	3,928	186	643	829

HARRISON TOWNSHIP

01	855	213	442	655	34	118	152
02	920	204	483	687	43	138	181
03	676	136	357	493	18	96	114
04	1,235	297	660	957	43	152	195
05	1,050	313	548	861	45	94	139
06	1,083	250	593	843	27	150	177
07	1,120	303	565	868	53	135	188
08	637	163	309	472	30	108	138
09	899	309	386	695	46	102	148
10	696	160	388	548	23	86	109
	9,171	2,348	4,731	7,079	362	1,179	1,541

LENOX TOWNSHIP

01	676	205	337	542	25	63	88
02	830	169	483	652	31	106	137
03	862	118	448	566	62	171	233
04	336	27	232	259	6	60	66
	2,704	519	1,500	2,019	124	400	524

MACOMB TOWNSHIP

01	665	117	382	499	20	81	101
02	788	181	454	635	17	94	111

03	677	79	461	540	14	94	108
04	839	132	544	676	13	117	130
05	740	150	437	587	24	84	108
06	773	211	400	611	29	82	111
07	742	140	444	584	17	101	118
08	689	131	374	505	28	100	128
09	651	94	426	520	14	81	95
10	545	81	298	379	20	111	131
11	997	164	645	809	21	122	143
12	794	187	438	625	16	110	126
13	804	90	555	645	14	105	119
14	927	148	564	712	22	118	140
15	906	257	435	692	43	110	153
16	1,002	120	686	806	12	99	111
17	801	100	493	593	30	129	159
18	536	98	315	413	15	75	90
19	307	42	164	206	8	66	74
20	779	128	474	602	15	99	114
21	937	242	470	712	40	116	156
22	929	243	478	721	40	103	143
23	871	328	388	716	39	76	115
24	691	198	333	531	26	91	117
25	509	60	330	390	2	79	81
26	494	85	291	376	5	78	83
27	491	73	303	376	10	59	69
28	475	60	296	356	7	74	81
29	669	59	448	507	13	101	114
30	761	117	485	602	29	75	104
31	394	111	194	305	15	47	62
32	665	75	424	499	9	96	105
33	586	147	301	448	20	85	105
34	663	104	409	513	10	89	99
35	504	72	322	394	7	74	81
	24,601	4,624	14,461	19,085	664	3,221	3,885

MEMPHIS

01	263	N/A	198	198	N/A	46	46
	263	N/A	198	198	N/A	46	46

MOUNT CLEMENS

01	533	78	177	255	54	176	230
02	772	123	452	575	27	129	156
03	553	80	335	415	12	106	118
04	499	69	276	345	22	97	119
05	517	112	170	282	60	120	180
06	563	87	304	391	19	120	139
08	423	77	207	284	11	93	104
09	859	226	453	679	28	108	136
	4,719	852	2,374	3,226	233	949	1,182

NEW BALTIMORE

01							
----	--	--	--	--	--	--	--

	625	104	400	504	11	83	94
02	572	121	337	458	23	65	88
03	1,035	175	643	818	24	117	141
04	834	173	473	646	39	101	140
05	902	158	558	716	30	117	147
	3,968	731	2,411	3,142	127	483	610

RAY TOWNSHIP

01	645	128	334	462	30	90	120
02	871	214	448	662	25	115	140
	1,516	342	782	1,124	55	205	260

RICHMOND TOWNSHIP

01	660	N/A	468	468	N/A	133	133
02	719	N/A	545	545	N/A	120	120
	1,379	N/A	1,013	1,013	N/A	253	253

RICHMOND CITY

01	1,140	254	623	877	32	135	167
02	826	141	480	621	31	126	157
	1,966	395	1,103	1,498	63	261	324

ROSEVILLE

01	373	69	217	286	9	55	64
02	495	98	268	366	16	72	88
03	746	145	372	517	44	142	186
04	546	132	260	392	31	90	121
05	858	180	446	626	33	137	170
06	612	75	372	447	19	104	123
07	372	50	220	270	19	59	78
08	652	114	369	483	16	108	124
09	619	121	323	444	39	98	137
10	370	69	201	270	15	70	85
11	432	93	219	312	15	73	88
12	461	98	240	338	15	84	99
13	396	73	242	315	17	48	65
14	682	124	354	478	32	123	155
15	992	233	447	680	47	167	214
16	986	188	513	701	47	169	216
17	572	76	343	419	22	96	118
18	735	172	356	528	35	128	163
19	472	63	279	342	19	70	89
20	558	100	318	418	31	74	105
21	752	144	363	507	23	167	190
	12,681	2,417	6,722	9,139	544	2,134	2,678

SHELBY TOWNSHIP

01	1,294	307	721	1,028	48	138	186
02	1,008	249	506	755	37	151	188
03	495	90	278	368	14	84	98
04	891	232	498	730	26	86	112
05	1,219	353	616	969	47	121	168
06	618	76	400	476	11	104	115
07	1,062	327	516	843	43	121	164

08	533	137	285	422	26	50	76
09	523	70	309	379	18	90	108
10	717	171	394	565	26	66	92
11	757	173	410	583	25	90	115
12	741	208	407	615	16	65	81
13	545	171	245	416	26	65	91
14	887	185	507	692	30	109	139
15	549	144	308	452	9	53	62
16	1,331	395	693	1,088	54	109	163
17	1,251	224	730	954	42	167	209
18	646	185	338	523	23	63	86
19	688	169	384	553	27	83	110
20	545	146	279	425	16	70	86
21	420	51	223	274	9	100	109
22	1,442	423	721	1,144	66	134	200
23	1,222	317	651	968	47	123	170
24	1,464	430	782	1,212	51	121	172
25	1,022	316	501	817	46	102	148
26	824	367	275	642	58	75	133
27	914	230	444	674	36	123	159
28	1,217	500	463	963	85	82	167
29	599	68	400	468	10	75	85
	25,424	6,714	13,284	19,998	972	2,820	3,792

ST. CLAIR SHORES

01	1,571	524	660	1,184	81	182	263
02	955	225	484	709	37	129	166
03	994	226	490	716	48	125	173
04	753	186	374	560	29	116	145
05	1,228	197	691	888	32	197	229
06	1,170	255	550	805	50	213	263
07	721	124	424	548	32	96	128
08	1,095	257	574	831	47	127	174
09	726	203	297	500	53	96	149
10	1,227	307	626	933	52	158	210
11	560	151	276	427	29	71	100
12	1,329	355	688	1,043	55	158	213
13	1,629	441	801	1,242	84	208	292
14	544	98	310	408	17	73	90
15	1,279	284	651	935	57	182	239
16	1,227	327	619	946	80	132	212
17	1,345	303	687	990	79	189	268
18	994	288	480	768	48	109	157
19	909	215	461	676	44	107	151
20	647	171	330	501	28	76	104
21	918	196	470	666	44	125	169
22	779	169	421	590	23	112	135
23	1,089	255	557	812	46	152	198
24	1,383	439	554	993	95	160	255

	25,072	6,196	12,475	18,671	1,190	3,293	4,483
STERLING HEIGHTS							
01	717	166	380	546	17	108	125
02	922	206	505	711	34	111	145
03	960	255	457	712	42	155	197
04	1,301	272	692	964	38	188	226
05	1,033	304	454	758	59	113	172
06	1,036	290	517	807	41	128	169
08	414	85	242	327	20	43	63
09	857	202	461	663	26	98	124
10	886	256	456	712	36	94	130
11	998	296	483	779	39	106	145
12	673	160	370	530	24	70	94
13	311	75	170	245	15	41	56
14	290	92	123	215	19	34	53
15	703	172	355	527	27	105	132
16	615	126	312	438	31	101	132
17	654	149	344	493	31	85	116
18	703	159	377	536	13	107	120
19	733	176	371	547	31	100	131
20	1,008	259	517	776	43	123	166
21	606	151	300	451	29	99	128
22	489	101	264	365	20	78	98
23	545	97	323	420	17	82	99
24	597	108	343	451	25	91	116
25	773	155	421	576	14	111	125
26	756	182	428	610	29	69	98
27	747	93	481	574	19	96	115
28	859	229	415	644	38	104	142
29	560	89	323	412	16	77	93
30	892	178	527	705	18	113	131
31	862	167	536	703	25	88	113
32	1,150	237	668	905	36	149	185
33	853	198	492	690	28	98	126
34	930	204	506	710	33	121	154
35	510	74	292	366	25	86	111
36	329	46	191	237	16	51	67
37	749	193	381	574	28	97	125
38	969	181	533	714	39	118	157
39	558	57	324	381	13	111	124
40	1,103	317	553	870	47	128	175
41	1,199	229	697	926	42	168	210
42	430	135	159	294	36	54	90
43	818	153	479	632	20	120	140
44	483	69	301	370	5	63	68
45	649	124	362	486	17	101	118
46	858	199	429	628	31	152	183
47	400	72	228	300	20	62	82
48	684	179	364	543	21	71	92

49	856	242	419	661	36	112	148
50	1,564	523	709	1,232	68	153	221
51	837	260	373	633	42	96	138
52	944	209	489	698	28	136	164
	39,373	9,151	20,896	30,047	1,467	5,165	6,632

UTICA

01	272	46	157	203	11	34	45
02	666	138	351	489	30	100	130
03	614	118	310	428	27	94	121
	1,552	302	818	1,120	68	228	296

VILLAGE OF GROSSE POINTE SHORES

03	34	N/A	28	28	N/A	5	5
	34	N/A	28	28	N/A	5	5

WARREN

01	628	60	325	385	22	158	180
02	375	56	208	264	9	73	82
03	799	116	416	532	19	184	203
04	656	84	363	447	21	132	153
05	545	95	270	365	22	117	139
06	819	128	422	550	43	151	194
07	428	36	213	249	12	140	152
08	216	25	93	118	5	72	77
09	352	40	155	195	14	116	130
10	472	37	241	278	10	152	162
11	420	39	211	250	24	114	138
12	336	45	184	229	7	80	87
13	386	53	232	285	13	70	83
14	659	78	312	390	37	177	214
15	470	47	245	292	20	117	137
16	381	56	185	241	17	102	119
17	738	91	414	505	23	141	164
18	226	30	99	129	5	53	58
19	653	97	373	470	28	125	153
20	963	210	466	676	59	142	201
21	83	11	48	59	3	16	19
22	976	178	515	693	30	172	202
23	878	189	406	595	66	149	215
24	320	68	165	233	9	52	61
25	550	103	315	418	19	84	103
26	392	34	208	242	11	100	111
27	1,058	268	501	769	61	153	214
28	502	125	235	360	28	80	108
29	692	166	306	472	39	132	171
30	481	101	231	332	20	86	106
31	1,170	285	530	815	82	170	252
32	998	237	485	722	60	133	193
33	1,079	280	512	792	62	141	203
34	491	87	259	346	17	98	115

35	942	222	458	680	55	133	188
36	501	78	275	353	22	87	109
37	901	232	457	689	39	120	159
38	364	51	211	262	15	59	74
39	350	30	163	193	7	90	97
40	543	107	285	392	25	81	106
41	589	121	287	408	26	91	117
42	509	146	199	345	25	94	119
43	575	123	292	415	36	82	118
44	753	181	322	503	41	156	197
45	689	176	303	479	44	120	164
46	657	140	309	449	31	121	152
47	605	133	313	446	32	98	130
48	983	237	436	673	61	176	237
49	1,195	301	566	867	66	173	239
50	982	214	481	695	38	174	212
51	1,260	412	540	952	70	161	231
52	766	188	384	572	34	113	147
53	985	242	486	728	42	151	193
54	900	233	424	657	60	137	197
55	979	167	546	713	38	144	182
56	498	104	264	368	18	80	98
57	855	183	454	637	36	124	160
58	1,258	279	631	910	59	189	248
	38,831	7,855	19,229	27,084	1,837	6,936	8,773
WASHINGTON TOWNSHIP							
01	678	146	361	507	32	94	126
02	1,341	445	604	1,049	74	157	231
03	1,099	282	571	853	47	127	174
04	820	164	445	609	43	105	148
05	1,186	325	620	945	53	118	171
06	1,229	450	544	994	67	115	182
07	1,196	337	591	928	48	136	184
08	1,017	313	489	802	46	107	153
09	1,192	209	711	920	26	136	162
	9,758	2,671	4,936	7,607	436	1,095	1,531
TOTALS							
	271,263	60,305	142,849	203,154	10,698	38,941	49,639

■ Yellow in the TOTALS column means precinct hasn't reported
N/A indicates AV (Absentee) results are included in Elec Day results

These same results may also be obtained via:
 > Election Telephone Hotline: 586.469.5209



Election Results

Eastpointe Charter Amendment Proposal

Official results, updated November 15, 9:12 AM

[Race List](#) | [Race Summary](#) | [Race Details](#) | [Race Details \(Printer Friendly\)](#)

	POLL BOOK TOTALS	YES			NO		
		AV	Elec Day	TOTAL	AV	Elec Day	TOTAL
EASTPOINTE							
01	635	56	257	313	28	228	256
02	611	78	243	321	49	191	240
03	788	104	328	432	38	248	286
04	759	86	338	424	51	231	282
05	666	62	260	322	35	248	283
07	937	84	355	439	48	330	378
08	757	83	265	348	50	264	314
09	767	68	346	414	39	229	268
10	860	111	296	407	64	295	359
11	598	82	216	298	46	194	240
12	681	78	287	365	44	222	266
13	688	103	238	341	55	216	271
14	1,156	156	415	571	89	360	449
	9,903	1,151	3,844	4,995	636	3,256	3,892
TOTALS							
	9,903	1,151	3,844	4,995	636	3,256	3,892

■ Yellow in the TOTALS column means precinct hasn't reported
N/A indicates AV (Absentee) results are included in Elec Day results

These same results may also be obtained via:
 > Election Telephone Hotline: 586.469.5209



Election Results

Eastpointe Charter Amendment Proposal

Official results, updated November 15, 9:12 AM

[Race List](#) | [Race Summary](#) | [Race Details](#) | [Race Details \(Printer Friendly\)](#)

	POLL BOOK TOTALS	YES			NO		
		AV	Elec Day	TOTAL	AV	Elec Day	TOTAL
EASTPOINTE							
01	635	56	257	313	28	228	256
02	611	78	243	321	49	191	240
03	788	104	328	432	38	248	286
04	759	86	338	424	51	231	282
05	666	62	260	322	35	248	283
07	937	84	355	439	48	330	378
08	757	83	265	348	50	264	314
09	767	68	346	414	39	229	268
10	860	111	296	407	64	295	359
11	598	82	216	298	46	194	240
12	681	78	287	365	44	222	266
13	688	103	238	341	55	216	271
14	1,156	156	415	571	89	360	449
	9,903	1,151	3,844	4,995	636	3,256	3,892
TOTALS							
	9,903	1,151	3,844	4,995	636	3,256	3,892

■ Yellow in the TOTALS column means precinct hasn't reported
 N/A indicates AV (Absentee) results are included in Elec Day results

These same results may also be obtained via:
 > Election Telephone Hotline: 586.469.5209



Election Results

Eastpointe Library Millage

Official results, updated November 15, 9:12 AM

[Race List](#) | [Race Summary](#) | [Race Details](#) | [Race Details \(Printer Friendly\)](#)

POLL BOOK TOTALS	YES			NO			
	AV	Elec Day	TOTAL	AV	Elec Day	TOTAL	
EASTPOINTE							
01	635	49	317	366	40	199	239
02	611	85	276	361	47	180	227
03	788	79	366	445	65	243	308
04	759	73	349	422	70	243	313
05	666	71	325	396	33	213	246
07	937	88	440	528	54	284	338
08	757	75	325	400	63	230	293
09	767	71	358	429	47	246	293
10	860	110	367	477	74	256	330
11	598	67	251	318	63	177	240
12	681	68	295	363	58	233	291
13	688	101	263	364	70	210	280
14	1,156	139	488	627	113	326	439
	9,903	1,076	4,420	5,496	797	3,040	3,837
TOTALS							
	9,903	1,076	4,420	5,496	797	3,040	3,837

■ Yellow in the TOTALS column means precinct hasn't reported
N/A indicates AV (Absentee) results are included in Elec Day results

These same results may also be obtained via:
 > Election Telephone Hotline: 586.469.5209



Election Results

Eastpointe Library Millage

Official results, updated November 15, 9:12 AM

[Race List](#) | [Race Summary](#) | [Race Details](#) | [Race Details \(Printer Friendly\)](#)

POLL BOOK TOTALS	YES			NO			
	AV	Elec Day	TOTAL	AV	Elec Day	TOTAL	
EASTPOINTE							
01	635	49	317	366	40	199	239
02	611	85	276	361	47	180	227
03	788	79	366	445	65	243	308
04	759	73	349	422	70	243	313
05	666	71	325	396	33	213	246
07	937	88	440	528	54	284	338
08	757	75	325	400	63	230	293
09	767	71	358	429	47	246	293
10	860	110	367	477	74	256	330
11	598	67	251	318	63	177	240
12	681	68	295	363	58	233	291
13	688	101	263	364	70	210	280
14	1,156	139	488	627	113	326	439
	9,903	1,076	4,420	5,496	797	3,040	3,837
TOTALS							
	9,903	1,076	4,420	5,496	797	3,040	3,837

■ Yellow in the TOTALS column means precinct hasn't reported
 N/A indicates AV (Absentee) results are included in Elec Day results

These same results may also be obtained via:
 > Election Telephone Hotline: 586.469.5209



Election Results

Eastpointe Parks and Recreation Millage

Official results, updated November 15, 9:12 AM

[Race List](#) | [Race Summary](#) | [Race Details](#) | [Race Details \(Printer Friendly\)](#)

POLL BOOK TOTALS	YES			NO			
	AV	Elec Day	TOTAL	AV	Elec Day	TOTAL	
EASTPOINTE							
01	635	34	249	283	55	264	319
02	611	65	249	314	67	209	276
03	788	53	319	372	92	288	380
04	759	57	285	342	86	312	398
05	666	54	276	330	49	266	315
07	937	73	368	441	67	356	423
08	757	53	270	323	86	286	372
09	767	57	327	384	61	276	337
10	860	84	290	374	99	325	424
11	598	51	218	269	79	211	290
12	681	49	258	307	77	269	346
13	688	82	229	311	93	247	340
14	1,156	94	404	498	157	408	565
	9,903	806	3,742	4,548	1,068	3,717	4,785
TOTALS							
	9,903	806	3,742	4,548	1,068	3,717	4,785

■ Yellow in the TOTALS column means precinct hasn't reported
N/A indicates AV (Absentee) results are included in Elec Day results

These same results may also be obtained via:
 > Election Telephone Hotline: 586.469.5209



Election Results

Eastpointe Parks and Recreation Millage

Official results, updated November 15, 9:12 AM

[Race List](#) | [Race Summary](#) | [Race Details](#) | [Race Details \(Printer Friendly\)](#)

POLL BOOK TOTALS	YES			NO			
	AV	Elec Day	TOTAL	AV	Elec Day	TOTAL	
EASTPOINTE							
01	635	34	249	283	55	264	319
02	611	65	249	314	67	209	276
03	788	53	319	372	92	288	380
04	759	57	285	342	86	312	398
05	666	54	276	330	49	266	315
07	937	73	368	441	67	356	423
08	757	53	270	323	86	286	372
09	767	57	327	384	61	276	337
10	860	84	290	374	99	325	424
11	598	51	218	269	79	211	290
12	681	49	258	307	77	269	346
13	688	82	229	311	93	247	340
14	1,156	94	404	498	157	408	565
	9,903	806	3,742	4,548	1,068	3,717	4,785
TOTALS							
	9,903	806	3,742	4,548	1,068	3,717	4,785

■ Yellow in the TOTALS column means precinct hasn't reported
 N/A indicates AV (Absentee) results are included in Elec Day results

These same results may also be obtained via:
 > Election Telephone Hotline: 586.469.5209



Election Results

Mount Clemens Headlee Override - Millage Proposal

Official results, updated November 15, 9:12 AM

[Race List](#) | [Race Summary](#) | [Race Details](#) | [Race Details \(Printer Friendly\)](#)

	POLL BOOK TOTALS	YES			NO		
		AV	Elec Day	TOTAL	AV	Elec Day	TOTAL
MOUNT CLEMENS							
01	533	47	167	214	82	183	265
02	772	77	269	346	78	319	397
03	553	36	199	235	56	242	298
04	499	35	171	206	56	201	257
05	517	98	155	253	70	130	200
06	563	36	185	221	73	235	308
08	423	40	132	172	49	164	213
09	859	102	222	324	153	336	489
	4,719	471	1,500	1,971	617	1,810	2,427
TOTALS							
	4,719	471	1,500	1,971	617	1,810	2,427

■ Yellow in the TOTALS column means precinct hasn't reported
N/A indicates AV (Absentee) results are included in Elec Day results

These same results may also be obtained via:
 > Election Telephone Hotline: 586.469.5209



Election Results

Mount Clemens Headlee Override - Millage Proposal

Official results, updated November 15, 9:12 AM

[Race List](#) | [Race Summary](#) | [Race Details](#) | [Race Details \(Printer Friendly\)](#)

POLL BOOK TOTALS	YES			NO			
	AV	Elec Day	TOTAL	AV	Elec Day	TOTAL	
MOUNT CLEMENS							
01	533	47	167	214	82	183	265
02	772	77	269	346	78	319	397
03	553	36	199	235	56	242	298
04	499	35	171	206	56	201	257
05	517	98	155	253	70	130	200
06	563	36	185	221	73	235	308
08	423	40	132	172	49	164	213
09	859	102	222	324	153	336	489
	4,719	471	1,500	1,971	617	1,810	2,427
TOTALS							
	4,719	471	1,500	1,971	617	1,810	2,427

■ Yellow in the TOTALS column means precinct hasn't reported
 N/A indicates AV (Absentee) results are included in Elec Day results

These same results may also be obtained via:
 > Election Telephone Hotline: 586.469.5209



Election Results

St. Clair Shores Proposal 1

Official results, updated November 15, 9:12 AM

[Race List](#) | [Race Summary](#) | [Race Details](#) | [Race Details \(Printer Friendly\)](#)

	POLL BOOK TOTALS	YES			NO		
		AV	Elec Day	TOTAL	AV	Elec Day	TOTAL
ST. CLAIR SHORES							
01	1,571	270	375	645	313	446	759
02	955	111	293	404	149	316	465
03	994	128	315	443	148	305	453
04	753	89	189	278	118	304	422
05	1,228	108	394	502	121	488	609
06	1,170	155	355	510	139	395	534
07	721	60	235	295	93	277	370
08	1,095	134	338	472	160	354	514
09	726	106	165	271	131	224	355
10	1,227	153	333	486	209	443	652
11	560	74	163	237	111	188	299
12	1,329	160	346	506	240	496	736
13	1,629	178	367	545	346	637	983
14	544	40	149	189	77	228	305
15	1,279	127	378	505	206	464	670
16	1,227	174	351	525	223	389	612
17	1,345	166	379	545	210	490	700
18	994	148	266	414	185	321	506
19	909	103	266	369	159	315	474

■ Yellow in the TOTALS column means precinct hasn't reported
 N/A indicates AV (Absentee) results are included in Elec Day results

These same results may also be obtained via:
 > Election Telephone Hotline: 586.469.5209



Election Results

St. Clair Shores Proposal 1

Official results, updated November 15, 9:12 AM

[Race List](#) | [Race Summary](#) | [Race Details](#) | [Race Details \(Printer Friendly\)](#)

	POLL BOOK TOTALS	YES			NO		
		AV	Elec Day	TOTAL	AV	Elec Day	TOTAL
ST. CLAIR SHORES							
01	1,571	270	375	645	313	446	759
02	955	111	293	404	149	316	465
03	994	128	315	443	148	305	453
04	753	89	189	278	118	304	422
05	1,228	108	394	502	121	488	609
06	1,170	155	355	510	139	395	534
07	721	60	235	295	93	277	370
08	1,095	134	338	472	160	354	514
09	726	106	165	271	131	224	355
10	1,227	153	333	486	209	443	652
11	560	74	163	237	111	188	299
12	1,329	160	346	506	240	496	736
13	1,629	178	367	545	346	637	983
14	544	40	149	189	77	228	305
15	1,279	127	378	505	206	464	670
16	1,227	174	351	525	223	389	612
17	1,345	166	379	545	210	490	700
18	994	148	266	414	185	321	506
19	909	103	266	369	159	315	474
20	647	90	198	288	103	213	316
21	918	105	271	376	141	324	465
22	779	81	241	322	107	290	397
23	1,089	133	327	460	167	376	543
24	1,383	265	357	622	264	348	612
	25,072	3,158	7,051	10,209	4,120	8,631	12,751
TOTALS							
	25,072	3,158	7,051	10,209	4,120	8,631	12,751

■ Yellow in the TOTALS column means precinct hasn't reported
 N/A indicates AV (Absentee) results are included in Elec Day results

These same results may also be obtained via:
 > Election Telephone Hotline: 586.469.5209



Election Results

St. Clair Shores Proposal 2

Official results, updated November 15, 9:12 AM

[Race List](#) | [Race Summary](#) | [Race Details](#) | [Race Details \(Printer Friendly\)](#)

	POLL BOOK TOTALS	YES			NO		
		AV	Elec Day	TOTAL	AV	Elec Day	TOTAL
ST. CLAIR SHORES							
01	1,571	301	448	749	304	388	692
02	955	142	356	498	125	263	388
03	994	146	368	514	131	264	395
04	753	107	257	364	104	237	341
05	1,228	116	473	589	118	416	534
06	1,170	176	434	610	129	326	455
07	721	78	280	358	79	250	329
08	1,095	146	398	544	156	321	477
09	726	134	195	329	122	193	315
10	1,227	186	432	618	181	370	551
11	560	73	206	279	108	154	262
12	1,329	180	418	598	237	436	673
13	1,629	188	455	643	341	564	905
14	544	50	185	235	69	201	270
15	1,279	168	476	644	181	378	559
16	1,227	197	401	598	219	357	576
17	1,345	178	483	661	208	394	602
18	994	170	334	504	164	264	428
19	909	117	338	455	146	256	402

■ Yellow in the TOTALS column means precinct hasn't reported
 N/A indicates AV (Absentee) results are included in Elec Day results

These same results may also be obtained via:
 > Election Telephone Hotline: 586.469.5209



Election Results

St. Clair Shores Proposal 2

Official results, updated November 15, 9:12 AM

[Race List](#) | [Race Summary](#) | [Race Details](#) | [Race Details \(Printer Friendly\)](#)

	POLL BOOK TOTALS	YES			NO		
		AV	Elec Day	TOTAL	AV	Elec Day	TOTAL
ST. CLAIR SHORES							
01	1,571	301	448	749	304	388	692
02	955	142	356	498	125	263	388
03	994	146	368	514	131	264	395
04	753	107	257	364	104	237	341
05	1,228	116	473	589	118	416	534
06	1,170	176	434	610	129	326	455
07	721	78	280	358	79	250	329
08	1,095	146	398	544	156	321	477
09	726	134	195	329	122	193	315
10	1,227	186	432	618	181	370	551
11	560	73	206	279	108	154	262
12	1,329	180	418	598	237	436	673
13	1,629	188	455	643	341	564	905
14	544	50	185	235	69	201	270
15	1,279	168	476	644	181	378	559
16	1,227	197	401	598	219	357	576
17	1,345	178	483	661	208	394	602
18	994	170	334	504	164	264	428
19	909	117	338	455	146	256	402
20	647	101	249	350	103	164	267
21	918	106	374	480	142	234	376
22	779	97	278	375	102	265	367
23	1,089	152	402	554	155	325	480
24	1,383	298	438	736	243	290	533
	25,072	3,607	8,678	12,285	3,867	7,310	11,177
TOTALS							
	25,072	3,607	8,678	12,285	3,867	7,310	11,177

■ Yellow in the TOTALS column means precinct hasn't reported
 N/A indicates AV (Absentee) results are included in Elec Day results

These same results may also be obtained via:
 > Election Telephone Hotline: 586.469.5209



Election Results

Warren

City Charter Amendment - Proposal 1 - Reduce City Council to 7 Members
Both proposals 1 and 2 must pass or both will be defeated

Official results, updated November 15, 9:12 AM

[Race List](#) | [Race Summary](#) | [Race Details](#) | [Race Details \(Printer Friendly\)](#)

	POLL BOOK TOTALS	YES			NO		
		AV	Elec Day	TOTAL	AV	Elec Day	TOTAL
WARREN							
01	628	61	295	356	21	177	198
02	375	38	198	236	28	84	112
03	799	88	396	484	49	195	244
04	656	65	355	420	40	125	165
05	545	83	243	326	33	129	162
06	819	102	364	466	67	197	264
07	428	30	221	251	19	130	149
08	216	18	100	118	13	66	79
09	352	38	136	174	17	135	152
10	472	32	218	250	16	166	182
11	420	41	196	237	24	126	150
12	336	40	186	226	12	67	79
13	386	46	205	251	22	88	110
14	659	68	300	368	43	179	222
15	470	37	229	266	29	137	166
16	381	48	179	227	22	100	122
17	738	77	386	463	33	157	190
18	226	28	97	125	8	55	63
19	653	74	310	384	49	165	214

■ Yellow in the TOTALS column means precinct hasn't reported
 N/A indicates AV (Absentee) results are included in Elec Day results

These same results may also be obtained via:
 > Election Telephone Hotline: 586.469.5209



Election Results

Warren

City Charter Amendment - Proposal 1 - Reduce City Council to 7 Members
Both proposals 1 and 2 must pass or both will be defeated

Official results, updated November 15, 9:12 AM

[Race List](#) | [Race Summary](#) | [Race Details](#) | [Race Details \(Printer Friendly\)](#)

	POLL BOOK TOTALS	YES			NO		
		AV	Elec Day	TOTAL	AV	Elec Day	TOTAL
WARREN							
01	628	61	295	356	21	177	198
02	375	38	198	236	28	84	112
03	799	88	396	484	49	195	244
04	656	65	355	420	40	125	165
05	545	83	243	326	33	129	162
06	819	102	364	466	67	197	264
07	428	30	221	251	19	130	149
08	216	18	100	118	13	66	79
09	352	38	136	174	17	135	152
10	472	32	218	250	16	166	182
11	420	41	196	237	24	126	150
12	336	40	186	226	12	67	79
13	386	46	205	251	22	88	110
14	659	68	300	368	43	179	222
15	470	37	229	266	29	137	166
16	381	48	179	227	22	100	122
17	738	77	386	463	33	157	190
18	226	28	97	125	8	55	63
19	653	74	310	384	49	165	214
20	963	176	449	625	89	146	235
21	83	9	48	57	5	14	19
22	976	145	486	631	65	178	243
23	878	148	398	546	100	160	260
24	320	57	151	208	21	61	82
25	550	71	273	344	47	120	167
26	392	29	179	208	18	119	137
27	1,058	223	442	665	109	202	311
28	502	94	225	319	57	77	134
29	692	141	268	409	59	152	211
30	481	72	219	291	48	105	153
31	1,170	202	471	673	154	219	373
32	998	177	430	607	109	179	288
33	1,079	225	461	686	119	181	300
34	491	61	239	300	44	112	156

35	942	173	397	570	104	175	279
36	501	67	230	297	36	123	159
37	901	167	380	547	101	183	284
38	364	31	182	213	32	83	115
39	350	21	143	164	14	88	102
40	543	86	225	311	42	135	177
41	589	97	260	357	51	109	160
42	509	105	189	294	70	97	167
43	575	85	255	340	76	106	182
44	753	132	319	451	84	153	237
45	689	148	253	401	73	160	233
46	657	111	245	356	62	172	234
47	605	93	267	360	70	128	198
48	983	186	388	574	110	201	311
49	1,195	224	518	742	136	228	364
50	982	161	435	596	88	201	289
51	1,260	302	461	763	183	222	405
52	766	142	332	474	74	156	230
53	985	201	372	573	85	250	335
54	900	183	332	515	114	220	334
55	979	117	467	584	88	216	304
56	498	80	240	320	39	104	143
57	855	128	374	502	89	193	282
58	1,258	198	539	737	132	271	403
	38,831	6,082	17,156	23,238	3,542	8,477	12,019
TOTALS							
	38,831	6,082	17,156	23,238	3,542	8,477	12,019

■ Yellow in the TOTALS column means precinct hasn't reported
N/A indicates AV (Absentee) results are included in Elec Day results

These same results may also be obtained via:
 > Election Telephone Hotline: 586.469.5209



Election Results

Warren

City Charter Amendment - Proposal 2 - Make-Up of City Council (Districts)
Both proposals 1 and 2 must pass or both will be defeated

Official results, updated November 15, 9:12 AM

[Race List](#) | [Race Summary](#) | [Race Details](#) | [Race Details \(Printer Friendly\)](#)

	POLL BOOK TOTALS	YES			NO		
		AV	Elec Day	TOTAL	AV	Elec Day	TOTAL
WARREN							
01	628	52	287	339	28	161	189
02	375	32	161	193	27	104	131
03	799	74	355	429	52	214	266
04	656	66	294	360	32	153	185
05	545	68	219	287	45	135	180
06	819	85	319	404	74	220	294
07	428	26	198	224	22	145	167
08	216	17	94	111	13	69	82
09	352	39	120	159	15	145	160
10	472	28	192	220	19	179	198
11	420	37	175	212	28	137	165
12	336	37	162	199	15	83	98
13	386	44	177	221	22	114	136
14	659	56	267	323	50	198	248
15	470	33	214	247	31	139	170
16	381	52	167	219	19	104	123
17	738	72	335	407	36	190	226
18	226	28	84	112	8	65	73
19	653	62	276	338	54	185	239

■ Yellow in the TOTALS column means precinct hasn't reported
 N/A indicates AV (Absentee) results are included in Elec Day results

These same results may also be obtained via:
 > Election Telephone Hotline: 586.469.5209



Election Results

Warren

City Charter Amendment - Proposal 2 - Make-Up of City Council (Districts)
Both proposals 1 and 2 must pass or both will be defeated

Official results, updated November 15, 9:12 AM

[Race List](#) | [Race Summary](#) | [Race Details](#) | [Race Details \(Printer Friendly\)](#)

	POLL BOOK TOTALS	YES			NO		
		AV	Elec Day	TOTAL	AV	Elec Day	TOTAL
WARREN							
01	628	52	287	339	28	161	189
02	375	32	161	193	27	104	131
03	799	74	355	429	52	214	266
04	656	66	294	360	32	153	185
05	545	68	219	287	45	135	180
06	819	85	319	404	74	220	294
07	428	26	198	224	22	145	167
08	216	17	94	111	13	69	82
09	352	39	120	159	15	145	160
10	472	28	192	220	19	179	198
11	420	37	175	212	28	137	165
12	336	37	162	199	15	83	98
13	386	44	177	221	22	114	136
14	659	56	267	323	50	198	248
15	470	33	214	247	31	139	170
16	381	52	167	219	19	104	123
17	738	72	335	407	36	190	226
18	226	28	84	112	8	65	73
19	653	62	276	338	54	185	239
20	963	164	396	560	95	173	268
21	83	7	40	47	7	21	28
22	976	125	420	545	79	217	296
23	878	139	371	510	104	168	272
24	320	50	132	182	24	75	99
25	550	68	243	311	48	131	179
26	392	26	165	191	20	124	144
27	1,058	206	382	588	119	237	356
28	502	92	187	279	60	102	162
29	692	125	242	367	71	163	234
30	481	65	200	265	50	118	168
31	1,170	177	436	613	166	237	403
32	998	150	385	535	128	202	330
33	1,079	193	394	587	150	225	375
34	491	55	211	266	48	127	175

35	942	152	354	506	116	203	319
36	501	56	214	270	43	131	174
37	901	148	333	481	113	216	329
38	364	36	161	197	28	88	116
39	350	18	125	143	15	99	114
40	543	83	214	297	43	137	180
41	589	82	227	309	61	132	193
42	509	98	157	255	74	116	190
43	575	77	226	303	80	118	198
44	753	116	284	400	91	173	264
45	689	139	223	362	77	182	259
46	657	107	229	336	64	177	241
47	605	80	226	306	78	154	232
48	983	168	349	517	122	221	343
49	1,195	208	457	665	149	259	408
50	982	143	375	518	98	239	337
51	1,260	271	399	670	201	262	463
52	766	118	290	408	96	182	278
53	985	193	326	519	92	281	373
54	900	175	281	456	113	247	360
55	979	109	407	516	92	254	346
56	498	71	214	285	48	117	165
57	855	121	329	450	94	220	314
58	1,258	179	478	657	148	295	443
	38,831	5,498	15,178	20,676	3,895	9,563	13,458
TOTALS							
	38,831	5,498	15,178	20,676	3,895	9,563	13,458

■ Yellow in the TOTALS column means precinct hasn't reported
N/A indicates AV (Absentee) results are included in Elec Day results

These same results may also be obtained via:
 > Election Telephone Hotline: 586.469.5209



Election Results

Harrison Township Township Millage Proposal

Official results, updated November 15, 9:12 AM

[Race List](#) | [Race Summary](#) | [Race Details](#) | [Race Details \(Printer Friendly\)](#)

POLL BOOK TOTALS	YES			NO			
	AV	Elec Day	TOTAL	AV	Elec Day	TOTAL	
HARRISON TOWNSHIP							
01	855	189	410	599	59	147	206
02	920	177	443	620	71	179	250
03	676	121	292	413	35	164	199
04	1,235	223	548	771	119	276	395
05	1,050	216	395	611	142	251	393
06	1,083	220	525	745	61	230	291
07	1,120	253	471	724	108	239	347
08	637	145	290	435	47	112	159
09	899	226	268	494	131	226	357
10	696	109	308	417	71	169	240
	9,171	1,879	3,950	5,829	844	1,993	2,837
TOTALS							
	9,171	1,879	3,950	5,829	844	1,993	2,837

■ Yellow in the TOTALS column means precinct hasn't reported
N/A indicates AV (Absentee) results are included in Elec Day results

These same results may also be obtained via:
 > Election Telephone Hotline: 586.469.5209



Election Results

Harrison Township Township Millage Proposal

Official results, updated November 15, 9:12 AM

[Race List](#) | [Race Summary](#) | [Race Details](#) | [Race Details \(Printer Friendly\)](#)

	POLL BOOK TOTALS	YES			NO		
		AV	Elec Day	TOTAL	AV	Elec Day	TOTAL
HARRISON TOWNSHIP							
01	855	189	410	599	59	147	206
02	920	177	443	620	71	179	250
03	676	121	292	413	35	164	199
04	1,235	223	548	771	119	276	395
05	1,050	216	395	611	142	251	393
06	1,083	220	525	745	61	230	291
07	1,120	253	471	724	108	239	347
08	637	145	290	435	47	112	159
09	899	226	268	494	131	226	357
10	696	109	308	417	71	169	240
	9,171	1,879	3,950	5,829	844	1,993	2,837
TOTALS							
	9,171	1,879	3,950	5,829	844	1,993	2,837

■ Yellow in the TOTALS column means precinct hasn't reported
 N/A indicates AV (Absentee) results are included in Elec Day results

These same results may also be obtained via:
 > Election Telephone Hotline: 586.469.5209



Election Results

Almont Community Schools Operating Millage Renewal Proposition

Official results, updated November 15, 9:12 AM

[Race List](#) | [Race Summary](#) | [Race Details](#) | [Race Details \(Printer Friendly\)](#)

POLL BOOK TOTALS	YES			NO			
	AV	Elec Day	TOTAL	AV	Elec Day	TOTAL	
BRUCE TOWNSHIP							
04B	277	43	118	161	28	75	103
	277	43	118	161	28	75	103
TOTALS							
	277	43	118	161	28	75	103

■ Yellow in the TOTALS column means precinct hasn't reported
N/A indicates AV (Absentee) results are included in Elec Day results

These same results may also be obtained via:
> Election Telephone Hotline: 586.469.5209



Election Results

Almont Community Schools Operating Millage Renewal Proposition

Official results, updated November 15, 9:12 AM

[Race List](#) | [Race Summary](#) | [Race Details](#) | [Race Details \(Printer Friendly\)](#)

POLL BOOK TOTALS	YES			NO			
	AV	Elec Day	TOTAL	AV	Elec Day	TOTAL	
BRUCE TOWNSHIP							
04B	277	43	118	161	28	75	103
	277	43	118	161	28	75	103
TOTALS							
	277	43	118	161	28	75	103

■ Yellow in the TOTALS column means precinct hasn't reported
N/A indicates AV (Absentee) results are included in Elec Day results

These same results may also be obtained via:
> Election Telephone Hotline: 586.469.5209



Fitzgerald Public Schools Building and Site Sinking Fund Tax Renewal Proposal

Official results, updated November 15, 9:12 AM

[Race List](#) |
 [Race Summary](#) |
 [Race Details](#) |
 [Race Details \(Printer Friendly\)](#)

	POLL BOOK TOTALS	YES			NO		
		AV	Elec Day	TOTAL	AV	Elec Day	TOTAL
WARREN							
01	628	37	366	403	45	133	178
02	375	35	187	222	34	99	133
03	799	68	410	478	67	206	273
04	656	48	327	375	59	188	247
05	545	64	271	335	52	121	173
06	819	64	359	423	109	232	341
18F	1	0	1	1	0	0	0
19F	4	0	0	0	0	4	4
35F	0	0	0	0	0	0	0
	3,827	316	1,921	2,237	366	983	1,349
TOTALS							
	3,827	316	1,921	2,237	366	983	1,349

■ Yellow in the TOTALS column means precinct hasn't reported
N/A indicates AV (Absentee) results are included in Elec Day results

These same results may also be obtained via:
 > Election Telephone Hotline: 586.469.5209



Fitzgerald Public Schools Building and Site Sinking Fund Tax Renewal Proposal

Official results, updated November 15, 9:12 AM

[Race List](#) |
 [Race Summary](#) |
 [Race Details](#) |
 [Race Details \(Printer Friendly\)](#)

	POLL BOOK TOTALS	YES			NO		
		AV	Elec Day	TOTAL	AV	Elec Day	TOTAL
WARREN							
01	628	37	366	403	45	133	178
02	375	35	187	222	34	99	133
03	799	68	410	478	67	206	273
04	656	48	327	375	59	188	247
05	545	64	271	335	52	121	173
06	819	64	359	423	109	232	341
18F	1	0	1	1	0	0	0
19F	4	0	0	0	0	4	4
35F	0	0	0	0	0	0	0
	3,827	316	1,921	2,237	366	983	1,349
TOTALS							
	3,827	316	1,921	2,237	366	983	1,349

■ Yellow in the TOTALS column means precinct hasn't reported
N/A indicates AV (Absentee) results are included in Elec Day results

These same results may also be obtained via:
 > Election Telephone Hotline: 586.469.5209



Election Results

Lake Shore Public Schools Operating Millage Renewal Proposal

Official results, updated November 15, 9:12 AM

[Race List](#) | [Race Summary](#) | [Race Details](#) | [Race Details \(Printer Friendly\)](#)

	POLL BOOK TOTALS	YES			NO		
		AV	Elec Day	TOTAL	AV	Elec Day	TOTAL
ST. CLAIR SHORES							
16	1,227	236	437	673	171	299	470
17	1,345	194	505	699	188	369	557
18	994	202	359	561	133	229	362
19	909	134	349	483	131	233	364
20	647	117	265	382	81	146	227
21	918	132	374	506	111	226	337
22	779	102	280	382	84	224	308
23	1,089	169	447	616	136	268	404
24	1,383	293	456	749	228	260	488
	9,291	1,579	3,472	5,051	1,263	2,254	3,517
TOTALS							
	9,291	1,579	3,472	5,051	1,263	2,254	3,517

■ Yellow in the TOTALS column means precinct hasn't reported
N/A indicates AV (Absentee) results are included in Elec Day results

These same results may also be obtained via:
 > Election Telephone Hotline: 586.469.5209



Election Results

Lake Shore Public Schools Operating Millage Renewal Proposal

Official results, updated November 15, 9:12 AM

[Race List](#) | [Race Summary](#) | [Race Details](#) | [Race Details \(Printer Friendly\)](#)

POLL BOOK TOTALS	YES			NO			
	AV	Elec Day	TOTAL	AV	Elec Day	TOTAL	
ST. CLAIR SHORES							
16	1,227	236	437	673	171	299	470
17	1,345	194	505	699	188	369	557
18	994	202	359	561	133	229	362
19	909	134	349	483	131	233	364
20	647	117	265	382	81	146	227
21	918	132	374	506	111	226	337
22	779	102	280	382	84	224	308
23	1,089	169	447	616	136	268	404
24	1,383	293	456	749	228	260	488
	9,291	1,579	3,472	5,051	1,263	2,254	3,517
TOTALS							
	9,291	1,579	3,472	5,051	1,263	2,254	3,517

■ Yellow in the TOTALS column means precinct hasn't reported
 N/A indicates AV (Absentee) results are included in Elec Day results

These same results may also be obtained via:
 > Election Telephone Hotline: 586.469.5209



Election Results

Romeo Community Schools Tax Limitation Proposal - Operating Millage

Official results, updated November 15, 9:12 AM

[Race List](#) | [Race Summary](#) | [Race Details](#) | [Race Details \(Printer Friendly\)](#)

POLL BOOK TOTALS	YES			NO			
	AV	Elec Day	TOTAL	AV	Elec Day	TOTAL	
ADDISON TOWNSHIP							
03	630	69	206	275	100	195	295
	630	69	206	275	100	195	295
ARMADA TOWNSHIP							
01A	121	8	37	45	21	41	62
	121	8	37	45	21	41	62
BRUCE TOWNSHIP							
01	743	78	274	352	121	206	327
02	1,386	147	530	677	216	410	626
03	713	84	248	332	127	199	326
04A	577	59	216	275	79	190	269
	3,419	368	1,268	1,636	543	1,005	1,548
OAKLAND TOWNSHIP							
02	783	21	68	89	28	74	102
	783	21	68	89	28	74	102
RAY TOWNSHIP							
01A	637	60	198	258	91	219	310
	637	60	198	258	91	219	310
SHELBY TOWNSHIP							
14R	887	6	25	31	11	40	51
	887	6	25	31	11	40	51

■ Yellow in the TOTALS column means precinct hasn't reported
 N/A indicates AV (Absentee) results are included in Elec Day results

These same results may also be obtained via:
 > Election Telephone Hotline: 586.469.5209



Election Results

Romeo Community Schools Tax Limitation Proposal - Operating Millage

Official results, updated November 15, 9:12 AM

[Race List](#) | [Race Summary](#) | [Race Details](#) | [Race Details \(Printer Friendly\)](#)

	POLL BOOK TOTALS	YES			NO		
		AV	Elec Day	TOTAL	AV	Elec Day	TOTAL
ADDISON TOWNSHIP							
03	630	69	206	275	100	195	295
	630	69	206	275	100	195	295
ARMADA TOWNSHIP							
01A	121	8	37	45	21	41	62
	121	8	37	45	21	41	62
BRUCE TOWNSHIP							
01	743	78	274	352	121	206	327
02	1,386	147	530	677	216	410	626
03	713	84	248	332	127	199	326
04A	577	59	216	275	79	190	269
	3,419	368	1,268	1,636	543	1,005	1,548
OAKLAND TOWNSHIP							
02	783	21	68	89	28	74	102
	783	21	68	89	28	74	102
RAY TOWNSHIP							
01A	637	60	198	258	91	219	310
	637	60	198	258	91	219	310
SHELBY TOWNSHIP							
14R	887	6	25	31	11	40	51
17R	1,251	9	58	67	15	55	70
	2,138	15	83	98	26	95	121
WASHINGTON TOWNSHIP							
01	678	85	250	335	89	195	284
02	1,341	259	451	710	235	284	519
03	1,099	129	436	565	185	250	435
04	820	88	328	416	105	201	306
05	1,186	190	415	605	176	315	491
06	1,229	238	361	599	269	279	548
07A	261	45	61	106	66	64	130
08	1,017	154	334	488	202	231	433
09A	540	51	225	276	63	156	219
	8,171	1,239	2,861	4,100	1,390	1,975	3,365
TOTALS							
	15,899	1,780	4,721	6,501	2,199	3,604	5,803

■ Yellow in the TOTALS column means precinct hasn't reported
N/A indicates AV (Absentee) results are included in Elec Day results

These same results may also be obtained via:
> Election Telephone Hotline: 586.469.5209



Election Results

Romeo Community Schools School Improvement Bond Proposition

Official results, updated November 15, 9:12 AM

[Race List](#) | [Race Summary](#) | [Race Details](#) | [Race Details \(Printer Friendly\)](#)

POLL BOOK TOTALS	YES			NO			
	AV	Elec Day	TOTAL	AV	Elec Day	TOTAL	
ADDISON TOWNSHIP							
03	630	42	179	221	130	232	362
	630	42	179	221	130	232	362
ARMADA TOWNSHIP							
01A	121	2	33	35	27	47	74
	121	2	33	35	27	47	74
BRUCE TOWNSHIP							
01	743	58	215	273	139	276	415
02	1,386	97	441	538	273	523	796
03	713	79	208	287	140	247	387
04A	577	34	187	221	107	232	339
	3,419	268	1,051	1,319	659	1,278	1,937
OAKLAND TOWNSHIP							
02	783	16	58	74	34	86	120
	783	16	58	74	34	86	120
RAY TOWNSHIP							
01A	637	41	157	198	116	263	379
	637	41	157	198	116	263	379
SHELBY TOWNSHIP							
14R	887	5	26	31	12	41	53

■ Yellow in the TOTALS column means precinct hasn't reported
 N/A indicates AV (Absentee) results are included in Elec Day results

These same results may also be obtained via:
 > Election Telephone Hotline: 586.469.5209



Election Results

Romeo Community Schools School Improvement Bond Proposition

Official results, updated November 15, 9:12 AM

[Race List](#) | [Race Summary](#) | [Race Details](#) | [Race Details \(Printer Friendly\)](#)

	POLL BOOK TOTALS	YES			NO		
		AV	Elec Day	TOTAL	AV	Elec Day	TOTAL
ADDISON TOWNSHIP							
03	630	42	179	221	130	232	362
	630	42	179	221	130	232	362
ARMADA TOWNSHIP							
01A	121	2	33	35	27	47	74
	121	2	33	35	27	47	74
BRUCE TOWNSHIP							
01	743	58	215	273	139	276	415
02	1,386	97	441	538	273	523	796
03	713	79	208	287	140	247	387
04A	577	34	187	221	107	232	339
	3,419	268	1,051	1,319	659	1,278	1,937
OAKLAND TOWNSHIP							
02	783	16	58	74	34	86	120
	783	16	58	74	34	86	120
RAY TOWNSHIP							
01A	637	41	157	198	116	263	379
	637	41	157	198	116	263	379
SHELBY TOWNSHIP							
14R	887	5	26	31	12	41	53
17R	1,251	7	56	63	16	58	74
	2,138	12	82	94	28	99	127
WASHINGTON TOWNSHIP							
01	678	63	220	283	114	220	334
02	1,341	179	426	605	326	325	651
03	1,099	95	385	480	231	314	545
04	820	73	322	395	124	218	342
05	1,186	133	369	502	241	389	630
06	1,229	182	358	540	324	301	625
07A	261	28	57	85	83	72	155
08	1,017	120	343	463	238	242	480
09A	540	32	208	240	84	182	266
	8,171	905	2,688	3,593	1,765	2,263	4,028
TOTALS							
	15,899	1,286	4,248	5,534	2,759	4,268	7,027

■ Yellow in the TOTALS column means precinct hasn't reported
N/A indicates AV (Absentee) results are included in Elec Day results

These same results may also be obtained via:
> Election Telephone Hotline: 586.469.5209



Election Results

South Lake Schools Tax Limitation Proposal - Operating Millage

Official results, updated November 15, 9:12 AM

[Race List](#) | [Race Summary](#) | [Race Details](#) | [Race Details \(Printer Friendly\)](#)

POLL BOOK TOTALS	YES			NO			
	AV	Elec Day	TOTAL	AV	Elec Day	TOTAL	
EASTPOINTE							
14	1,156	75	392	467	169	419	588
	1,156	75	392	467	169	419	588
ST. CLAIR SHORES							
01	1,571	234	344	578	362	465	827
02	955	93	313	406	171	305	476
03	994	79	303	382	199	313	512
04	753	77	214	291	130	277	407
05	1,228	84	402	486	147	480	627
06	1,170	129	376	505	179	379	558
07	721	52	221	273	103	295	398
	7,392	748	2,173	2,921	1,291	2,514	3,805
VILLAGE OF GROSSE POINTE SHORES							
03	34	N/A	15	15	N/A	17	17
	34	N/A	15	15	N/A	17	17
TOTALS							
	8,582	823	2,580	3,403	1,460	2,950	4,410

■ Yellow in the TOTALS column means precinct hasn't reported
 N/A indicates AV (Absentee) results are included in Elec Day results

These same results may also be obtained via:
 > Election Telephone Hotline: 586.469.5209



Election Results

South Lake Schools Tax Limitation Proposal - Operating Millage

Official results, updated November 15, 9:12 AM

[Race List](#) | [Race Summary](#) | [Race Details](#) | [Race Details \(Printer Friendly\)](#)

POLL BOOK TOTALS	YES			NO			
	AV	Elec Day	TOTAL	AV	Elec Day	TOTAL	
EASTPOINTE							
14	1,156	75	392	467	169	419	588
	1,156	75	392	467	169	419	588
ST. CLAIR SHORES							
01	1,571	234	344	578	362	465	827
02	955	93	313	406	171	305	476
03	994	79	303	382	199	313	512
04	753	77	214	291	130	277	407
05	1,228	84	402	486	147	480	627
06	1,170	129	376	505	179	379	558
07	721	52	221	273	103	295	398
	7,392	748	2,173	2,921	1,291	2,514	3,805
VILLAGE OF GROSSE POINTE SHORES							
03	34	N/A	15	15	N/A	17	17
	34	N/A	15	15	N/A	17	17
TOTALS							
	8,582	823	2,580	3,403	1,460	2,950	4,410

■ Yellow in the TOTALS column means precinct hasn't reported
 N/A indicates AV (Absentee) results are included in Elec Day results

These same results may also be obtained via:
 > Election Telephone Hotline: 586.469.5209