



Election Results

Macomb County August 5, 2008 Election

Click below for the official results of the August 5, 2008 Primary Election for Macomb County as the results are tabulated.

This site is brought to you by [Macomb County Clerk/Register of Deeds Carmella Sabaugh](#).
Macomb County campaign finance documents are available online.



Choose an option below to explore our new site.



Results

Click for election results by race, including breakdown by precincts.



Precinct Reporting Details

Click for a listing of precincts and jurisdictions yet to report.



Campaign Finance Reports

Click for Campaign Finance Reports, committees that still owe fees to the County, and more.



More Election Information

Click to visit the Macomb County Clerk's Election Department's website.



Voter Turnout

Click for a listing of voter turnout by jurisdiction.



Election Results

Macomb County August 5, 2008 Election

Click below for the official results of the August 5, 2008 Primary Election for Macomb County as the results are tabulated.

This site is brought to you by [Macomb County Clerk/Register of Deeds Carmella Sabaugh](#). Macomb County campaign finance documents are available online.



Choose an option below to explore our new site.



Results

Click for election results by race, including breakdown by precincts.



Precinct Reporting Details

Click for a listing of precincts and jurisdictions yet to report.



Campaign Finance Reports

Click for Campaign Finance Reports, committees that still owe fees to the County, and more.



More Election Information

Click to visit the Macomb County Clerk's Election Department's website.



Voter Turnout

Click for a listing of voter turnout by jurisdiction.



Election Results

Macomb County August 5, 2008 Election

U.S. Congress

- > [United States Senator](#)
- > [U.S. Representative - District 10](#)
- > [U.S. Representative - District 12](#)

State Representative

- > [District 24](#)
- > [District 25](#)
- > [District 28](#)
- > [District 30](#)
- > [District 31](#)
- > [District 32](#)
- > [District 33](#)
- > [District 36](#)
- > [District 42](#)

Macomb County Offices

- > [Prosecuting Attorney](#)
- > [Sheriff](#)
- > [Clerk/Register of Deeds](#)
- > [Treasurer](#)
- > [Public Works Commissioner](#)

Macomb County Commissioner

- > [District 1](#)
- > [District 2](#)
- > [District 3](#)
- > [District 4](#)
- > [District 5](#)
- > [District 6](#)
- > [District 7](#)
- > [District 8](#)
- > [District 9](#)
- > [District 10](#)
- > [District 11](#)
- > [District 12](#)
- > [District 13](#)
- > [District 14](#)
- > [District 15](#)
- > [District 16](#)
- > [District 17](#)
- > [District 18](#)
- > [District 19](#)
- > [District 20](#)
- > [District 21](#)

- > [District 22](#)
- > [District 23](#)
- > [District 24](#)
- > [District 25](#)
- > [District 26](#)

Macomb County Charter Commissioner

- > [District 1](#)
- > [District 2](#)
- > [District 3](#)
- > [District 4](#)
- > [District 5](#)
- > [District 6](#)
- > [District 7](#)
- > [District 8](#)
- > [District 9](#)
- > [District 10](#)
- > [District 11](#)
- > [District 12](#)
- > [District 13](#)
- > [District 14](#)
- > [District 15](#)
- > [District 16](#)
- > [District 17](#)
- > [District 18](#)
- > [District 19](#)
- > [District 20](#)
- > [District 21](#)
- > [District 22](#)
- > [District 23](#)
- > [District 24](#)
- > [District 25](#)
- > [District 26](#)

District Court Judge

- > [District 38](#)

Proposals

- > [Macomb County: Zoological Authority Millage](#)
- > [Bruce Twp: Operation of Parks and Recreation](#)
- > [Bruce Twp: Senior Citizen Transportation](#)
- > [Washington Twp: Operation of Parks and Recreation](#)
- > [Washington Twp: Senior Citizen Transportation](#)
- > [Washington Twp: Police Protection](#)
- > [Washington Twp: Special Assessment for Fire Protection](#)
- > [Village of New Haven: Recall Brett Harris, President](#)
- > [Village of New Haven: Recall Marguerite Kunert, Clerk](#)
- > [Village of New Haven: Recall Annette Sheadrick Higgins, Trustee](#)
- > [Village of New Haven: Recall Deborah Mack, Trustee](#)
- > [Village of New Haven: Recall Robert E. Ochenski, Trustee](#)
- > [Village of New Haven: Recall Charles Walton, Trustee](#)
- > [Lake Shore Public Schools: Bond Proposal](#)

Local Offices

- > Armada Twp Supervisor
- > Armada Twp Clerk
- > Armada Twp Treasurer
- > Armada Twp Trustee
- > Bruce Twp Supervisor
- > Bruce Twp Clerk
- > Bruce Twp Treasurer
- > Bruce Twp Trustee
- > Chesterfield Twp Supervisor
- > Chesterfield Twp Clerk
- > Chesterfield Twp Treasurer
- > Chesterfield Twp Trustee
- > Clinton Twp Supervisor
- > Clinton Twp Clerk
- > Clinton Twp Treasurer
- > Clinton Twp Trustee
- > Harrison Twp Supervisor
- > Harrison Twp Clerk
- > Harrison Twp Treasurer
- > Harrison Twp Trustee
- > Lake Twp Supervisor
- > Lake Twp Clerk
- > Lake Twp Treasurer
- > Lake Twp Trustee
- > Lenox Twp Supervisor
- > Lenox Twp Clerk
- > Lenox Twp Treasurer
- > Lenox Twp Trustee
- > Macomb Twp Supervisor
- > Macomb Twp Clerk
- > Macomb Twp Treasurer
- > Macomb Twp Trustee
- > Ray Twp Supervisor
- > Ray Twp Clerk
- > Ray Twp Treasurer
- > Ray Twp Trustee
- > Richmond Twp Supervisor
- > Richmond Twp Clerk
- > Richmond Twp Treasurer
- > Richmond Twp Trustee
- > Shelby Twp Supervisor
- > Shelby Twp Clerk
- > Shelby Twp Treasurer
- > Shelby Twp Trustee
- > Washington Twp Supervisor
- > Washington Twp Clerk
- > Washington Twp Treasurer
- > Washington Twp Trustee



Election Results

Macomb County August 5, 2008 Election Precinct Reporting Details

This page contains information about when each jurisdiction reports results. "% In" shows the current number of precincts reporting for that jurisdiction. The "First Report" column shows when they reported the first set of results. When half of the precincts have reported, a timestamp will be recorded in the "50% Reported" column. Once all results are in, the "Results Final" column will be filled-in. You can re-sort the list by clicking any column header.

Updated August 18, 9:56 AM

Jurisdiction	% In	First Report	50% Reported	Results Final
Armada Township	100%	08-07 4:07 PM	08-07 4:07 PM	08-07 4:07 PM
Bruce Township	100%	08-07 4:07 PM	08-07 4:07 PM	08-07 4:07 PM
Center Line	100%	08-07 4:07 PM	08-07 4:07 PM	08-07 4:07 PM
Chesterfield Charter Township	100%	08-07 4:07 PM	08-07 4:07 PM	08-07 4:07 PM
Clinton Township	100%	08-07 4:07 PM	08-07 4:07 PM	08-07 4:07 PM
Eastpointe	100%	08-07 4:07 PM	08-07 4:07 PM	08-07 4:07 PM
Fraser	100%	08-07 4:07 PM	08-07 4:07 PM	08-07 4:07 PM
Harrison Charter Township	100%	08-07 4:07 PM	08-07 4:07 PM	08-07 4:07 PM
Lake Township	100%	08-07 4:07 PM	08-07 4:07 PM	08-07 4:07 PM
Lenox Township	100%	08-07 4:07 PM	08-07 4:07 PM	08-07 4:07 PM
Macomb Township	100%	08-07 4:07 PM	08-07 4:07 PM	08-07 4:07 PM
Memphis	100%	08-07 4:07 PM	08-07 4:07 PM	08-07 4:07 PM
Mt. Clemens	100%	08-07 4:07 PM	08-07 4:07 PM	08-07 4:07 PM
New Baltimore	100%	08-07 4:07 PM	08-07 4:07 PM	08-07 4:07 PM
Ray Township	100%	08-07 4:07 PM	08-07 4:07 PM	08-07 4:07 PM
Richmond Township	100%	08-07 4:07 PM	08-07 4:07 PM	08-07 4:07 PM
Richmond City	100%	08-07 4:07 PM	08-07 4:07 PM	08-07 4:07 PM
Roseville	100%	08-07 4:07 PM	08-07 4:07 PM	08-07 4:07 PM
Shelby Township	100%	08-07 4:07 PM	08-07 4:07 PM	08-07 4:07 PM
St. Clair Shores	100%	08-07 4:07 PM	08-07 4:07 PM	08-07 4:07 PM
Sterling Heights	100%	08-07 4:07 PM	08-07 4:07 PM	08-07 4:07 PM
Utica	100%	08-07 4:07 PM	08-07 4:07 PM	08-07 4:07 PM
Warren	100%	08-07 4:07 PM	08-07 4:07 PM	08-07 4:07 PM
Washington Township	100%	08-07 4:07 PM	08-07 4:07 PM	08-07 4:07 PM



Election Results

Macomb County August 5, 2008 Election Voter Turnout

This page shows you the percentage of registered voters who cast a ballot for this election, by jurisdiction. These numbers will continue to increase until all precincts have reported. You can re-sort the list by clicking a column header.

Updated August 18, 9:56 AM

Jurisdiction ▼	Turnout
Armada Township	32.6%
Bruce Township	40.5%
Center Line	22.7%
Chesterfield Charter Township	19.7%
Clinton Township	18.6%
Eastpointe	23.1%
Fraser	22.7%
Harrison Charter Township	24.7%
Lake Township	36.2%
Lenox Township	25.8%
Macomb Township	15.4%
Memphis	15.9%
Mt. Clemens	16.5%
New Baltimore	19.8%
Ray Township	34.2%
Richmond Township	18%
Richmond City	21.8%
Roseville	16.8%
Shelby Township	26.5%
St. Clair Shores	27.5%
Sterling Heights	17.4%
Utica	18%
Warren	18.3%
Washington Township	33.2%
MACOMB COUNTY	20.8%



United States Senator
One 6-year term

Official results, updated August 18, 9:55 AM

[Race List](#) | [Race Summary](#) | [Race Details](#) | [Race Details \(Printer Friendly\)](#)

Republican Party			
394 of 394 (100.0%) precincts reporting			
Jack Hoogendyk, Jr.		38,284	100.0%

Democratic Party			
394 of 394 (100.0%) precincts reporting			
Carl Levin		59,132	100.0%

These same results may also be obtained via:

- > Election Telephone Hotline: 586.469.5209
- > 24-Hour Fax (Within MI): 1.888.99.CLERK (request document number 6700)
- > 24-Hour Fax (Outside of MI): 1.310.575.5035 (request document number 6700)



Election Results

U.S. Representative - District 10 One 2-year term

Official results, updated August 18, 9:55 AM

[Race List](#) | [Race Summary](#) | [Race Details](#) | [Race Details \(Printer Friendly\)](#)

Republican Party			
167 of 167 (100.0%) precincts reporting			
Candice S. Miller		27,941	100.0%

Democratic Party			
167 of 167 (100.0%) precincts reporting			
Robert Denison		16,167	100.0%

These same results may also be obtained via:

- > Election Telephone Hotline: 586.469.5209
- > 24-Hour Fax (Within MI): 1.888.99.CLERK (request document number 6700)
- > 24-Hour Fax (Outside of MI): 1.310.575.5035 (request document number 6700)



Election Results

U.S. Representative - District 12 One 2-year term

Official results, updated August 18, 9:55 AM

[Race List](#) | [Race Summary](#) | [Race Details](#) | [Race Details \(Printer Friendly\)](#)

Republican Party			
227 of 227 (100.0%) precincts reporting			
Bert Copple		14,379	100.0%

Democratic Party			
227 of 227 (100.0%) precincts reporting			
Sander Levin		38,522	100.0%

These same results may also be obtained via:

- > Election Telephone Hotline: 586.469.5209
- > 24-Hour Fax (Within MI): 1.888.99.CLERK (request document number 6700)
- > 24-Hour Fax (Outside of MI): 1.310.575.5035 (request document number 6700)



State Representative - District 24 One 2-year term

Official results, updated August 18, 9:55 AM

[Race List](#) | [Race Summary](#) | [Race Details](#) | [Race Details \(Printer Friendly\)](#)

Republican Party			
37 of 37 (100.0%) precincts reporting			
Bryan Brandenburg		5,772	100.0% <div style="width: 100%; height: 10px; background-color: red; display: inline-block;"></div>

Democratic Party			
37 of 37 (100.0%) precincts reporting			
Sarah Roberts		5,731	62.8% <div style="width: 62.8%; height: 10px; background-color: red; display: inline-block;"></div>
Jack Downey		1,486	16.3% <div style="width: 16.3%; height: 10px; background-color: red; display: inline-block;"></div>
David P. Cavanagh		1,150	12.6% <div style="width: 12.6%; height: 10px; background-color: red; display: inline-block;"></div>
Sarah More		414	4.5% <div style="width: 4.5%; height: 10px; background-color: red; display: inline-block;"></div>
Michael A. Lavis		129	1.4% <div style="width: 1.4%; height: 10px; background-color: red; display: inline-block;"></div>
Greg Conrad		79	0.9% <div style="width: 0.9%; height: 10px; background-color: red; display: inline-block;"></div>
Howard O. Trerice, Jr.		71	0.8% <div style="width: 0.8%; height: 10px; background-color: red; display: inline-block;"></div>
Derek A. Kuttner		60	0.7% <div style="width: 0.7%; height: 10px; background-color: red; display: inline-block;"></div>

These same results may also be obtained via:

- > Election Telephone Hotline: 586.469.5209
- > 24-Hour Fax (Within MI): 1.888.99.CLERK (request document number 6700)
- > 24-Hour Fax (Outside of MI): 1.310.575.5035 (request document number 6700)



State Representative - District 25 One 2-year term

Official results, updated August 18, 9:55 AM

[Race List](#) | [Race Summary](#) | [Race Details](#) | [Race Details \(Printer Friendly\)](#)

Republican Party				
48 of 48 (100.0%) precincts reporting				
Michael J. Wiecek		2,345	65.2%	<div style="width: 65.2%; height: 10px; background-color: red;"></div>
Hawke Fracassa		1,252	34.8%	<div style="width: 34.8%; height: 10px; background-color: red;"></div>

Democratic Party				
48 of 48 (100.0%) precincts reporting				
Jon M. Switalski		7,778	100.0%	<div style="width: 100%; height: 10px; background-color: red;"></div>

These same results may also be obtained via:

- > Election Telephone Hotline: 586.469.5209
- > 24-Hour Fax (Within MI): 1.888.99.CLERK (request document number 6700)
- > 24-Hour Fax (Outside of MI): 1.310.575.5035 (request document number 6700)



State Representative - District 28

One 2-year term

Official results, updated August 18, 9:55 AM

[Race List](#) | [Race Summary](#) | [Race Details](#) | [Race Details \(Printer Friendly\)](#)

Republican Party				
58 of 58 (100.0%) precincts reporting				
Jason E. Balaska		1,736	100.0%	<div style="width: 100%; height: 10px; background-color: red;"></div>

Democratic Party				
58 of 58 (100.0%) precincts reporting				
Lesia Liss		2,332	31.3%	<div style="width: 31.3%; height: 10px; background-color: red;"></div>
Gloria Sankuer		1,651	22.2%	<div style="width: 22.2%; height: 10px; background-color: red;"></div>
John Vostoris		1,269	17.0%	<div style="width: 17.0%; height: 10px; background-color: red;"></div>
Terry L. Wisniewski		742	10.0%	<div style="width: 10.0%; height: 10px; background-color: red;"></div>
Marlon I. Brown		613	8.2%	<div style="width: 8.2%; height: 10px; background-color: red;"></div>
Roy Gillette		378	5.1%	<div style="width: 5.1%; height: 10px; background-color: red;"></div>
Paul Clark		279	3.7%	<div style="width: 3.7%; height: 10px; background-color: red;"></div>
Alan Shepperd		187	2.5%	<div style="width: 2.5%; height: 10px; background-color: red;"></div>

These same results may also be obtained via:

- > Election Telephone Hotline: 586.469.5209
- > 24-Hour Fax (Within MI): 1.888.99.CLERK (request document number 6700)
- > 24-Hour Fax (Outside of MI): 1.310.575.5035 (request document number 6700)



State Representative - District 30
One 2-year term

Official results, updated August 18, 9:55 AM

[Race List](#) | [Race Summary](#) | [Race Details](#) | [Race Details \(Printer Friendly\)](#)

Republican Party			
41 of 41 (100.0%) precincts reporting			
Tory Rocca		3,822	100.0%

Democratic Party			
41 of 41 (100.0%) precincts reporting			
Grant E. Hughes		4,495	100.0%

These same results may also be obtained via:

- > Election Telephone Hotline: 586.469.5209
- > 24-Hour Fax (Within MI): 1.888.99.CLERK (request document number 6700)
- > 24-Hour Fax (Outside of MI): 1.310.575.5035 (request document number 6700)



State Representative - District 31 One 2-year term

Official results, updated August 18, 9:55 AM

[Race List](#) | [Race Summary](#) | [Race Details](#) | [Race Details \(Printer Friendly\)](#)

Republican Party				
43 of 43 (100.0%) precincts reporting				
Daniel Tollis		2,420	100.0%	<div style="width: 100%; height: 10px; background: linear-gradient(to right, red 100%, gray 100%);"></div>

Democratic Party				
43 of 43 (100.0%) precincts reporting				
Fred Miller		6,517	100.0%	<div style="width: 100%; height: 10px; background: linear-gradient(to right, red 100%, gray 100%);"></div>

These same results may also be obtained via:

- > Election Telephone Hotline: 586.469.5209
- > 24-Hour Fax (Within MI): 1.888.99.CLERK (request document number 6700)
- > 24-Hour Fax (Outside of MI): 1.310.575.5035 (request document number 6700)



State Representative - District 32

One 2-year term

Official results, updated August 18, 9:55 AM

[Race List](#) | [Race Summary](#) | [Race Details](#) | [Race Details \(Printer Friendly\)](#)

Republican Party				
36 of 36 (100.0%) precincts reporting				
John Accavitti		2,593	54.3%	<div style="width: 54.3%; height: 10px; background-color: red;"></div>
David Auwen		1,371	28.7%	<div style="width: 28.7%; height: 10px; background-color: red;"></div>
Galen Johnson		436	9.1%	<div style="width: 9.1%; height: 10px; background-color: red;"></div>
Raymond Williams		372	7.8%	<div style="width: 7.8%; height: 10px; background-color: red;"></div>

Democratic Party				
36 of 36 (100.0%) precincts reporting				
Jennifer Haase		4,392	100.0%	<div style="width: 100%; height: 10px; background-color: red;"></div>

These same results may also be obtained via:

- > Election Telephone Hotline: 586.469.5209
- > 24-Hour Fax (Within MI): 1.888.99.CLERK (request document number 6700)
- > 24-Hour Fax (Outside of MI): 1.310.575.5035 (request document number 6700)



State Representative - District 33

One 2-year term

Official results, updated August 18, 9:55 AM

[Race List](#) | [Race Summary](#) | [Race Details](#) | [Race Details \(Printer Friendly\)](#)

Republican Party			
53 of 53 (100.0%) precincts reporting			
Kim Meltzer		5,321	100.0% <div style="width: 100%; height: 10px; background-color: red; margin-left: 5px;"></div>

Democratic Party			
53 of 53 (100.0%) precincts reporting			
Andrew Prasiloski		2,944	52.4% <div style="width: 52.4%; height: 10px; background-color: red; margin-left: 5px;"></div>
Scott L. Mazey		2,673	47.6% <div style="width: 47.6%; height: 10px; background-color: red; margin-left: 5px;"></div>

These same results may also be obtained via:

- > Election Telephone Hotline: 586.469.5209
- > 24-Hour Fax (Within MI): 1.888.99.CLERK (request document number 6700)
- > 24-Hour Fax (Outside of MI): 1.310.575.5035 (request document number 6700)



Election Results

State Representative - District 36 One 2-year term

Official results, updated August 18, 9:55 AM

[Race List](#) | [Race Summary](#) | [Race Details](#) | [Race Details \(Printer Friendly\)](#)

Republican Party				
42 of 42 (100.0%) precincts reporting				
Pete Lund		8,901	72.0%	
Matthew Hedge		3,469	28.0%	

Democratic Party				
42 of 42 (100.0%) precincts reporting				
Robert Murphy		1,535	49.0%	
Jeff Grundy		881	28.1%	
Greg Moore		718	22.9%	

These same results may also be obtained via:

- > Election Telephone Hotline: 586.469.5209
- > 24-Hour Fax (Within MI): 1.888.99.CLERK (request document number 6700)
- > 24-Hour Fax (Outside of MI): 1.310.575.5035 (request document number 6700)



Election Results

State Representative - District 42 One 2-year term

Official results, updated August 18, 9:55 AM

[Race List](#) | [Race Summary](#) | [Race Details](#) | [Race Details \(Printer Friendly\)](#)

Republican Party			
37 of 37 (100.0%) precincts reporting			
Greg Fleming		2,158	100.0%

Democratic Party			
37 of 37 (100.0%) precincts reporting			
Harold L. Haugh		5,137	65.5%
James Goldwater		1,628	20.8%
Adam Cospers		1,077	13.7%

These same results may also be obtained via:

- > Election Telephone Hotline: 586.469.5209
- > 24-Hour Fax (Within MI): 1.888.99.CLERK (request document number 6700)
- > 24-Hour Fax (Outside of MI): 1.310.575.5035 (request document number 6700)



Prosecuting Attorney
One 4-year term

Official results, updated August 18, 9:55 AM

[Race List](#) | [Race Summary](#) | [Race Details](#) | [Race Details \(Printer Friendly\)](#)

Republican Party			
394 of 394 (100.0%) precincts reporting			
Michael R. Wrathell		34,425	100.0%

Democratic Party			
394 of 394 (100.0%) precincts reporting			
Eric J. Smith		56,612	100.0%

These same results may also be obtained via:

- > Election Telephone Hotline: 586.469.5209
- > 24-Hour Fax (Within MI): 1.888.99.CLERK (request document number 6700)
- > 24-Hour Fax (Outside of MI): 1.310.575.5035 (request document number 6700)



Sheriff One 4-year term

Official results, updated August 18, 9:55 AM

[Race List](#) | [Race Summary](#) | [Race Details](#) | [Race Details \(Printer Friendly\)](#)

Republican Party			
394 of 394 (100.0%) precincts reporting			
Kristi Dean		31,027	100.0%

Democratic Party			
394 of 394 (100.0%) precincts reporting			
Mark A. Hackel		61,182	100.0%

These same results may also be obtained via:

- > Election Telephone Hotline: 586.469.5209
- > 24-Hour Fax (Within MI): 1.888.99.CLERK (request document number 6700)
- > 24-Hour Fax (Outside of MI): 1.310.575.5035 (request document number 6700)



Clerk/Register of Deeds One 4-year term

Official results, updated August 18, 9:55 AM

[Race List](#) | [Race Summary](#) | [Race Details](#) | [Race Details \(Printer Friendly\)](#)

Republican Party				
394 of 394 (100.0%) precincts reporting				
Michael J. Arsenault		34,017	100.0%	<div style="width: 100%; height: 10px; background-color: red;"></div>

Democratic Party				
394 of 394 (100.0%) precincts reporting				
Carmella Sabaugh		56,700	100.0%	<div style="width: 100%; height: 10px; background-color: red;"></div>

These same results may also be obtained via:

- > Election Telephone Hotline: 586.469.5209
- > 24-Hour Fax (Within MI): 1.888.99.CLERK (request document number 6700)
- > 24-Hour Fax (Outside of MI): 1.310.575.5035 (request document number 6700)



Treasurer
One 4-year term

Official results, updated August 18, 9:55 AM

[Race List](#) | [Race Summary](#) | [Race Details](#) | [Race Details \(Printer Friendly\)](#)

Republican Party			
394 of 394 (100.0%) precincts reporting			
Lawrence Rocca		34,828	100.0%

Democratic Party			
394 of 394 (100.0%) precincts reporting			
Ted B. Wahby		54,513	100.0%

These same results may also be obtained via:

- > Election Telephone Hotline: 586.469.5209
- > 24-Hour Fax (Within MI): 1.888.99.CLERK (request document number 6700)
- > 24-Hour Fax (Outside of MI): 1.310.575.5035 (request document number 6700)



Public Works Commissioner
One 4-year term

Official results, updated August 18, 9:55 AM

[Race List](#) | [Race Summary](#) | [Race Details](#) | [Race Details \(Printer Friendly\)](#)

Republican Party				
394 of 394 (100.0%) precincts reporting				
Michael Barber		22,613	69.1%	<div style="width: 69.1%;"></div>
Bruce Brazen		10,132	30.9%	<div style="width: 30.9%;"></div>

Democratic Party				
394 of 394 (100.0%) precincts reporting				
Anthony V. Marrocco		53,573	100.0%	<div style="width: 100%;"></div>

These same results may also be obtained via:

- > Election Telephone Hotline: 586.469.5209
- > 24-Hour Fax (Within MI): 1.888.99.CLERK (request document number 6700)
- > 24-Hour Fax (Outside of MI): 1.310.575.5035 (request document number 6700)



County Commissioner - District 1 One 2-year term

Official results, updated August 18, 9:55 AM

[Race List](#) | [Race Summary](#) | [Race Details](#) | [Race Details \(Printer Friendly\)](#)

Republican Party				
19 of 19 (100.0%) precincts reporting				
Daniel Buchholtz		448	100.0%	<div style="width: 100%; height: 10px; background-color: red;"></div>

Democratic Party				
19 of 19 (100.0%) precincts reporting				
Andrey Duzyj		1,425	76.7%	<div style="width: 76.7%; height: 10px; background-color: red;"></div>
Nathan Vinson		433	23.3%	<div style="width: 23.3%; height: 10px; background-color: red;"></div>

These same results may also be obtained via:

- > Election Telephone Hotline: 586.469.5209
- > 24-Hour Fax (Within MI): 1.888.99.CLERK (request document number 6700)
- > 24-Hour Fax (Outside of MI): 1.310.575.5035 (request document number 6700)



County Commissioner - District 2 One 2-year term

Official results, updated August 18, 9:55 AM

[Race List](#) | [Race Summary](#) | [Race Details](#) | [Race Details \(Printer Friendly\)](#)

Republican Party			
18 of 18 (100.0%) precincts reporting			
Richard William Wanicke		381	100.0%

Democratic Party			
18 of 18 (100.0%) precincts reporting			
Marvin E. Sauger		1,576	100.0%

These same results may also be obtained via:

- > Election Telephone Hotline: 586.469.5209
- > 24-Hour Fax (Within MI): 1.888.99.CLERK (request document number 6700)
- > 24-Hour Fax (Outside of MI): 1.310.575.5035 (request document number 6700)



Election Results

County Commissioner - District 3 One 2-year term

Official results, updated August 18, 9:55 AM

[Race List](#) | [Race Summary](#) | [Race Details](#) | [Race Details \(Printer Friendly\)](#)

Democratic Party			
12 of 12 (100.0%) precincts reporting			
Phillip A. DiMaria		2,683	100.0%

These same results may also be obtained via:

- > Election Telephone Hotline: 586.469.5209
- > 24-Hour Fax (Within MI): 1.888.99.CLERK (request document number 6700)
- > 24-Hour Fax (Outside of MI): 1.310.575.5035 (request document number 6700)



County Commissioner - District 4 One 2-year term

Official results, updated August 18, 9:55 AM

[Race List](#) | [Race Summary](#) | [Race Details](#) | [Race Details \(Printer Friendly\)](#)

Republican Party				
20 of 20 (100.0%) precincts reporting				
Chuck Anglin		551	62.8%	<div style="width: 62.8%; height: 10px; background-color: red;"></div>
David Niggemeyer		326	37.2%	<div style="width: 37.2%; height: 10px; background-color: red;"></div>

Democratic Party				
20 of 20 (100.0%) precincts reporting				
Toni Mocerì		1,819	58.5%	<div style="width: 58.5%; height: 10px; background-color: red;"></div>
Jonathan Lafferty		621	20.0%	<div style="width: 20.0%; height: 10px; background-color: red;"></div>
Jon L. Green		434	14.0%	<div style="width: 14.0%; height: 10px; background-color: red;"></div>
Brad D. Stieber		235	7.6%	<div style="width: 7.6%; height: 10px; background-color: red;"></div>

These same results may also be obtained via:

- > Election Telephone Hotline: 586.469.5209
- > 24-Hour Fax (Within MI): 1.888.99.CLERK (request document number 6700)
- > 24-Hour Fax (Outside of MI): 1.310.575.5035 (request document number 6700)



County Commissioner - District 5 One 2-year term

Official results, updated August 18, 9:55 AM

[Race List](#) | [Race Summary](#) | [Race Details](#) | [Race Details \(Printer Friendly\)](#)

Republican Party				
19 of 19 (100.0%) precincts reporting				
Ronald Singer		970	100.0%	<div style="width: 100%; height: 10px; background: linear-gradient(to right, red 100%, gray 100%);"></div>

Democratic Party				
19 of 19 (100.0%) precincts reporting				
Susan L. Doherty		2,844	100.0%	<div style="width: 100%; height: 10px; background: linear-gradient(to right, red 100%, gray 100%);"></div>

These same results may also be obtained via:

- > Election Telephone Hotline: 586.469.5209
- > 24-Hour Fax (Within MI): 1.888.99.CLERK (request document number 6700)
- > 24-Hour Fax (Outside of MI): 1.310.575.5035 (request document number 6700)



County Commissioner - District 6

One 2-year term

Official results, updated August 18, 9:55 AM

[Race List](#) | [Race Summary](#) | [Race Details](#) | [Race Details \(Printer Friendly\)](#)

Republican Party			
16 of 16 (100.0%) precincts reporting			
Catherine Cappellaro Smith		917	100.0% <div style="width: 100%; height: 10px; background-color: red; margin-left: 5px;"></div>

Democratic Party			
16 of 16 (100.0%) precincts reporting			
Joan Flynn		1,694	56.1% <div style="width: 56.1%; height: 10px; background-color: red; margin-left: 5px;"></div>
Elizabeth Lenhard		1,136	37.6% <div style="width: 37.6%; height: 10px; background-color: red; margin-left: 5px;"></div>
Garry Watts		188	6.2% <div style="width: 6.2%; height: 10px; background-color: red; margin-left: 5px;"></div>

These same results may also be obtained via:

- > Election Telephone Hotline: 586.469.5209
- > 24-Hour Fax (Within MI): 1.888.99.CLERK (request document number 6700)
- > 24-Hour Fax (Outside of MI): 1.310.575.5035 (request document number 6700)



County Commissioner - District 7

One 2-year term

Official results, updated August 18, 9:55 AM

[Race List](#) | [Race Summary](#) | [Race Details](#) | [Race Details \(Printer Friendly\)](#)

Republican Party			
13 of 13 (100.0%) precincts reporting			
Sue Rocca		1,246	100.0% <div style="display: inline-block; width: 100%; height: 10px; background: linear-gradient(to right, red, black);"></div>

Democratic Party			
13 of 13 (100.0%) precincts reporting			
Jerry Moskwa		1,628	100.0% <div style="display: inline-block; width: 100%; height: 10px; background: linear-gradient(to right, red, black);"></div>

These same results may also be obtained via:

- > Election Telephone Hotline: 586.469.5209
- > 24-Hour Fax (Within MI): 1.888.99.CLERK (request document number 6700)
- > 24-Hour Fax (Outside of MI): 1.310.575.5035 (request document number 6700)



County Commissioner - District 8

One 2-year term

Official results, updated August 18, 9:55 AM

[Race List](#) | [Race Summary](#) | [Race Details](#) | [Race Details \(Printer Friendly\)](#)

Republican Party			
11 of 11 (100.0%) precincts reporting			
Fred Kummer		735	100.0% <div style="width: 100%; height: 10px; background: linear-gradient(to right, red, white);"></div>

Democratic Party			
11 of 11 (100.0%) precincts reporting			
David J. Flynn		1,323	100.0% <div style="width: 100%; height: 10px; background: linear-gradient(to right, red, white);"></div>

These same results may also be obtained via:

- > Election Telephone Hotline: 586.469.5209
- > 24-Hour Fax (Within MI): 1.888.99.CLERK (request document number 6700)
- > 24-Hour Fax (Outside of MI): 1.310.575.5035 (request document number 6700)



County Commissioner - District 9

One 2-year term

Official results, updated August 18, 9:55 AM

[Race List](#) | [Race Summary](#) | [Race Details](#) | [Race Details \(Printer Friendly\)](#)

Republican Party			
13 of 13 (100.0%) precincts reporting			
Linda L. Luotonen		811	100.0% <div style="width: 100%; height: 10px; background: linear-gradient(to right, red, white);"></div>

Democratic Party			
13 of 13 (100.0%) precincts reporting			
Robert Mijac		1,369	100.0% <div style="width: 100%; height: 10px; background: linear-gradient(to right, red, white);"></div>

These same results may also be obtained via:

- > Election Telephone Hotline: 586.469.5209
- > 24-Hour Fax (Within MI): 1.888.99.CLERK (request document number 6700)
- > 24-Hour Fax (Outside of MI): 1.310.575.5035 (request document number 6700)



County Commissioner - District 10 One 2-year term

Official results, updated August 18, 9:55 AM

[Race List](#) | [Race Summary](#) | [Race Details](#) | [Race Details \(Printer Friendly\)](#)

Republican Party				
14 of 14 (100.0%) precincts reporting				
Philis DeSaele		923	71.4%	<div style="width: 71.4%; height: 10px; background-color: red;"></div>
Kirk Glass		370	28.6%	<div style="width: 28.6%; height: 10px; background-color: red;"></div>

Democratic Party				
14 of 14 (100.0%) precincts reporting				
Ken Lampar		1,478	100.0%	<div style="width: 100%; height: 10px; background-color: red;"></div>

These same results may also be obtained via:

- > Election Telephone Hotline: 586.469.5209
- > 24-Hour Fax (Within MI): 1.888.99.CLERK (request document number 6700)
- > 24-Hour Fax (Outside of MI): 1.310.575.5035 (request document number 6700)



County Commissioner - District 11 One 2-year term

Official results, updated August 18, 9:55 AM

[Race List](#) | [Race Summary](#) | [Race Details](#) | [Race Details \(Printer Friendly\)](#)

Republican Party			
13 of 13 (100.0%) precincts reporting			
Ed Szczepanski		2,040	100.0%

These same results may also be obtained via:

- > Election Telephone Hotline: 586.469.5209
- > 24-Hour Fax (Within MI): 1.888.99.CLERK (request document number 6700)
- > 24-Hour Fax (Outside of MI): 1.310.575.5035 (request document number 6700)



Election Results

County Commissioner - District 12 One 2-year term

Official results, updated August 18, 9:55 AM

[Race List](#) | [Race Summary](#) | [Race Details](#) | [Race Details \(Printer Friendly\)](#)

Republican Party				
15 of 15 (100.0%) precincts reporting				
James Louis Carabelli		3,127	59.8%	<div style="width: 59.8%;"></div>
Theresa Toia		1,404	26.9%	<div style="width: 26.9%;"></div>
Aaron J. Goetsch		504	9.6%	<div style="width: 9.6%;"></div>
Amy Ghattas		190	3.6%	<div style="width: 3.6%;"></div>

These same results may also be obtained via:

- > Election Telephone Hotline: 586.469.5209
- > 24-Hour Fax (Within MI): 1.888.99.CLERK (request document number 6700)
- > 24-Hour Fax (Outside of MI): 1.310.575.5035 (request document number 6700)



County Commissioner - District 13 One 2-year term

Official results, updated August 18, 9:55 AM

[Race List](#) | [Race Summary](#) | [Race Details](#) | [Race Details \(Printer Friendly\)](#)

Republican Party				
14 of 14 (100.0%) precincts reporting				
Don Brown		5,356	86.6%	<div style="width: 86.6%; height: 10px; background-color: red;"></div>
Paolo Iacobacci		831	13.4%	<div style="width: 13.4%; height: 10px; background-color: red;"></div>

These same results may also be obtained via:

- > Election Telephone Hotline: 586.469.5209
- > 24-Hour Fax (Within MI): 1.888.99.CLERK (request document number 6700)
- > 24-Hour Fax (Outside of MI): 1.310.575.5035 (request document number 6700)



County Commissioner - District 14 One 2-year term

Official results, updated August 18, 9:55 AM

[Race List](#) | [Race Summary](#) | [Race Details](#) | [Race Details \(Printer Friendly\)](#)

Republican Party				
18 of 18 (100.0%) precincts reporting				
Kurt S. Kramer		1,310	100.0%	<div style="width: 100%; height: 10px; background: linear-gradient(to right, red, white);"></div>

Democratic Party				
18 of 18 (100.0%) precincts reporting				
Brian Brdak		2,520	100.0%	<div style="width: 100%; height: 10px; background: linear-gradient(to right, red, white);"></div>

These same results may also be obtained via:

- > Election Telephone Hotline: 586.469.5209
- > 24-Hour Fax (Within MI): 1.888.99.CLERK (request document number 6700)
- > 24-Hour Fax (Outside of MI): 1.310.575.5035 (request document number 6700)



County Commissioner - District 15 One 2-year term

Official results, updated August 18, 9:55 AM

[Race List](#) | [Race Summary](#) | [Race Details](#) | [Race Details \(Printer Friendly\)](#)

Republican Party				
22 of 22 (100.0%) precincts reporting				
Keith L. Rengert		2,627	100.0%	<div style="width: 100%; height: 10px; background-color: red;"></div>

Democratic Party				
22 of 22 (100.0%) precincts reporting				
Thomas L. McVicar		1,477	100.0%	<div style="width: 100%; height: 10px; background-color: red;"></div>

These same results may also be obtained via:

- > Election Telephone Hotline: 586.469.5209
- > 24-Hour Fax (Within MI): 1.888.99.CLERK (request document number 6700)
- > 24-Hour Fax (Outside of MI): 1.310.575.5035 (request document number 6700)



County Commissioner - District 16 One 2-year term

Official results, updated August 18, 9:55 AM

[Race List](#) | [Race Summary](#) | [Race Details](#) | [Race Details \(Printer Friendly\)](#)

Republican Party			
13 of 13 (100.0%) precincts reporting			
William J. Revoir		1,174	100.0% <div style="width: 100%; height: 10px; background-color: red; display: inline-block;"></div>

Democratic Party			
13 of 13 (100.0%) precincts reporting			
Carey Torrice		1,511	72.6% <div style="width: 72.6%; height: 10px; background-color: red; display: inline-block;"></div>
Jerry Kieliszewski		569	27.4% <div style="width: 27.4%; height: 10px; background-color: red; display: inline-block;"></div>

These same results may also be obtained via:

- > Election Telephone Hotline: 586.469.5209
- > 24-Hour Fax (Within MI): 1.888.99.CLERK (request document number 6700)
- > 24-Hour Fax (Outside of MI): 1.310.575.5035 (request document number 6700)



County Commissioner - District 17

One 2-year term

Official results, updated August 18, 9:55 AM

[Race List](#) | [Race Summary](#) | [Race Details](#) | [Race Details \(Printer Friendly\)](#)

Republican Party			
17 of 17 (100.0%) precincts reporting			
Tony Bursey		705	100.0% <div style="width: 100%; height: 10px; background: linear-gradient(to right, red, white);"></div>

Democratic Party			
17 of 17 (100.0%) precincts reporting			
Ed Bruley		2,357	100.0% <div style="width: 100%; height: 10px; background: linear-gradient(to right, red, white);"></div>

These same results may also be obtained via:

- > Election Telephone Hotline: 586.469.5209
- > 24-Hour Fax (Within MI): 1.888.99.CLERK (request document number 6700)
- > 24-Hour Fax (Outside of MI): 1.310.575.5035 (request document number 6700)



Election Results

County Commissioner - District 18 One 2-year term

Official results, updated August 18, 9:55 AM

[Race List](#) | [Race Summary](#) | [Race Details](#) | [Race Details \(Printer Friendly\)](#)

Republican Party			
15 of 15 (100.0%) precincts reporting			
Richard Sheehy		1,708	100.0%

Democratic Party			
15 of 15 (100.0%) precincts reporting			
Dana Camphous-Peterson		1,718	100.0%

These same results may also be obtained via:

- > Election Telephone Hotline: 586.469.5209
- > 24-Hour Fax (Within MI): 1.888.99.CLERK (request document number 6700)
- > 24-Hour Fax (Outside of MI): 1.310.575.5035 (request document number 6700)



County Commissioner - District 19 One 2-year term

Official results, updated August 18, 9:55 AM

[Race List](#) | [Race Summary](#) | [Race Details](#) | [Race Details \(Printer Friendly\)](#)

Republican Party				
14 of 14 (100.0%) precincts reporting				
James J. Korona		1,122	100.0%	<div style="width: 100%; height: 10px; background-color: red;"></div>

Democratic Party				
14 of 14 (100.0%) precincts reporting				
Paul Gieleghem		2,340	84.4%	<div style="width: 84.4%; height: 10px; background-color: red;"></div>
George Walinske		433	15.6%	<div style="width: 15.6%; height: 10px; background-color: red;"></div>

These same results may also be obtained via:

- > Election Telephone Hotline: 586.469.5209
- > 24-Hour Fax (Within MI): 1.888.99.CLERK (request document number 6700)
- > 24-Hour Fax (Outside of MI): 1.310.575.5035 (request document number 6700)



Election Results

County Commissioner - District 20 One 2-year term

Official results, updated August 18, 9:55 AM

[Race List](#) | [Race Summary](#) | [Race Details](#) | [Race Details \(Printer Friendly\)](#)

Republican Party				
14 of 14 (100.0%) precincts reporting				
Lynn M. Evans		520	56.3%	<div style="width: 56.3%;"></div>
Michael Gordon		404	43.7%	<div style="width: 43.7%;"></div>

Democratic Party				
14 of 14 (100.0%) precincts reporting				
Kathy Tocco		1,900	84.9%	<div style="width: 84.9%;"></div>
Brad Thomas		338	15.1%	<div style="width: 15.1%;"></div>

These same results may also be obtained via:

- > Election Telephone Hotline: 586.469.5209
- > 24-Hour Fax (Within MI): 1.888.99.CLERK (request document number 6700)
- > 24-Hour Fax (Outside of MI): 1.310.575.5035 (request document number 6700)



County Commissioner - District 21 One 2-year term

Official results, updated August 18, 9:55 AM

[Race List](#) | [Race Summary](#) | [Race Details](#) | [Race Details \(Printer Friendly\)](#)

Republican Party			
13 of 13 (100.0%) precincts reporting			
Patrick King		578	100.0% <div style="width: 100%; height: 10px; background: linear-gradient(to right, red, white);"></div>

Democratic Party			
13 of 13 (100.0%) precincts reporting			
Irene M. Kepler		1,971	100.0% <div style="width: 100%; height: 10px; background: linear-gradient(to right, red, white);"></div>

These same results may also be obtained via:

- > Election Telephone Hotline: 586.469.5209
- > 24-Hour Fax (Within MI): 1.888.99.CLERK (request document number 6700)
- > 24-Hour Fax (Outside of MI): 1.310.575.5035 (request document number 6700)



Election Results

County Commissioner - District 22 One 2-year term

Official results, updated August 18, 9:55 AM

[Race List](#) | [Race Summary](#) | [Race Details](#) | [Race Details \(Printer Friendly\)](#)

Democratic Party				
13 of 13 (100.0%) precincts reporting				
Frank Accavitti, Jr.		1,368	57.1%	
Betty Slinde		1,027	42.9%	

These same results may also be obtained via:

- > Election Telephone Hotline: 586.469.5209
- > 24-Hour Fax (Within MI): 1.888.99.CLERK (request document number 6700)
- > 24-Hour Fax (Outside of MI): 1.310.575.5035 (request document number 6700)



County Commissioner - District 23 One 2-year term

Official results, updated August 18, 9:55 AM

[Race List](#) | [Race Summary](#) | [Race Details](#) | [Race Details \(Printer Friendly\)](#)

Republican Party				
13 of 13 (100.0%) precincts reporting				
Phillip Dinsmore		1,547	100.0%	

Democratic Party				
13 of 13 (100.0%) precincts reporting				
William Anthony Crouchman		2,993	100.0%	

These same results may also be obtained via:

- > Election Telephone Hotline: 586.469.5209
- > 24-Hour Fax (Within MI): 1.888.99.CLERK (request document number 6700)
- > 24-Hour Fax (Outside of MI): 1.310.575.5035 (request document number 6700)



County Commissioner - District 24 One 2-year term

Official results, updated August 18, 9:56 AM

[Race List](#) | [Race Summary](#) | [Race Details](#) | [Race Details \(Printer Friendly\)](#)

Republican Party				
12 of 12 (100.0%) precincts reporting				
Jack A. Doerr		1,553	100.0%	<div style="width: 100%; height: 10px; background-color: red;"></div>

Democratic Party				
12 of 12 (100.0%) precincts reporting				
Michael A. Boyle		2,871	100.0%	<div style="width: 100%; height: 10px; background-color: red;"></div>

These same results may also be obtained via:

- > Election Telephone Hotline: 586.469.5209
- > 24-Hour Fax (Within MI): 1.888.99.CLERK (request document number 6700)
- > 24-Hour Fax (Outside of MI): 1.310.575.5035 (request document number 6700)



County Commissioner - District 25 One 2-year term

Official results, updated August 18, 9:56 AM

[Race List](#) | [Race Summary](#) | [Race Details](#) | [Race Details \(Printer Friendly\)](#)

Republican Party			
13 of 13 (100.0%) precincts reporting			
Kathy D. Vosburg		1,484	100.0%

These same results may also be obtained via:

- > Election Telephone Hotline: 586.469.5209
- > 24-Hour Fax (Within MI): 1.888.99.CLERK (request document number 6700)
- > 24-Hour Fax (Outside of MI): 1.310.575.5035 (request document number 6700)



County Commissioner - District 26 One 2-year term

Official results, updated August 18, 9:56 AM

[Race List](#) | [Race Summary](#) | [Race Details](#) | [Race Details \(Printer Friendly\)](#)

Republican Party				
20 of 20 (100.0%) precincts reporting				
Nicholyn A. Brandenburg		837	51.6%	<div style="width: 51.6%; height: 10px; background-color: red;"></div>
Joe Sabatini		379	23.4%	<div style="width: 23.4%; height: 10px; background-color: red;"></div>
David DeBerardino		186	11.5%	<div style="width: 11.5%; height: 10px; background-color: red;"></div>
David Teske		125	7.7%	<div style="width: 7.7%; height: 10px; background-color: red;"></div>
Henry Chiodini		95	5.9%	<div style="width: 5.9%; height: 10px; background-color: red;"></div>

Democratic Party				
20 of 20 (100.0%) precincts reporting				
Jeffery S. Sprys		1,516	100.0%	<div style="width: 100%; height: 10px; background-color: red;"></div>

These same results may also be obtained via:

- > Election Telephone Hotline: 586.469.5209
- > 24-Hour Fax (Within MI): 1.888.99.CLERK (request document number 6700)
- > 24-Hour Fax (Outside of MI): 1.310.575.5035 (request document number 6700)



Charter Commissioner - District 1

One 2-year maximum term

Official results, updated August 18, 9:56 AM

[Race List](#) | [Race Summary](#) | [Race Details](#) | [Race Details \(Printer Friendly\)](#)

Republican Party			
19 of 19 (100.0%) precincts reporting			
Larry A. Louzon		437	100.0%

Democratic Party			
19 of 19 (100.0%) precincts reporting			
Matthew J. Wroblewski		1,630	100.0%

These same results may also be obtained via:

- > Election Telephone Hotline: 586.469.5209
- > 24-Hour Fax (Within MI): 1.888.99.CLERK (request document number 6700)
- > 24-Hour Fax (Outside of MI): 1.310.575.5035 (request document number 6700)



Election Results

Charter Commissioner - District 2

One 2-year maximum term

Official results, updated August 18, 9:56 AM

[Race List](#) | [Race Summary](#) | [Race Details](#) | [Race Details \(Printer Friendly\)](#)

Republican Party			
18 of 18 (100.0%) precincts reporting			
Ronald C. Michals		386	100.0%

Democratic Party			
18 of 18 (100.0%) precincts reporting			
David A. Willis		764	51.9%
Mike Scozzari		507	34.5%
Ian Johns		200	13.6%

These same results may also be obtained via:

- > Election Telephone Hotline: 586.469.5209
- > 24-Hour Fax (Within MI): 1.888.99.CLERK (request document number 6700)
- > 24-Hour Fax (Outside of MI): 1.310.575.5035 (request document number 6700)








Charter Commissioner - District 3

One 2-year maximum term

Official results, updated August 18, 9:56 AM

[Race List](#) | [Race Summary](#) | [Race Details](#) | [Race Details \(Printer Friendly\)](#)

Republican Party				
12 of 12 (100.0%) precincts reporting				
Gary R. Stachel		729	100.0%	

Democratic Party				
12 of 12 (100.0%) precincts reporting				
James F. Kelly		1,259	48.6%	
Larry Burton		650	25.1%	
Deanna K. Swerdan		565	21.8%	
Anthony Oliver June		117	4.5%	

These same results may also be obtained via:

- > Election Telephone Hotline: 586.469.5209
- > 24-Hour Fax (Within MI): 1.888.99.CLERK (request document number 6700)
- > 24-Hour Fax (Outside of MI): 1.310.575.5035 (request document number 6700)



Charter Commissioner - District 4
 One 2-year maximum term

Official results, updated August 18, 9:56 AM

[Race List](#) | [Race Summary](#) | [Race Details](#) | [Race Details \(Printer Friendly\)](#)

Republican Party				
20 of 20 (100.0%) precincts reporting				
Gerald Pilarski		538	62.0%	
Joseph H. Plets		330	38.0%	

Democratic Party				
20 of 20 (100.0%) precincts reporting				
Louis J. Burdi		1,143	41.3%	
Dolores L. Thomas		864	31.2%	
Frank Vogt		762	27.5%	

These same results may also be obtained via:

- > Election Telephone Hotline: 586.469.5209
- > 24-Hour Fax (Within MI): 1.888.99.CLERK (request document number 6700)
- > 24-Hour Fax (Outside of MI): 1.310.575.5035 (request document number 6700)



Charter Commissioner - District 5

One 2-year maximum term

Official results, updated August 18, 9:56 AM

[Race List](#) | [Race Summary](#) | [Race Details](#) | [Race Details \(Printer Friendly\)](#)

Republican Party			
19 of 19 (100.0%) precincts reporting			
Jed W. Pratt		949	100.0%

Democratic Party			
19 of 19 (100.0%) precincts reporting			
Robert W. Slavko		1,049	34.8%
Jeff Schroder		1,009	33.5%
Robert J. Chrzanowski		770	25.6%
Sean Clark		183	6.1%

These same results may also be obtained via:

- > Election Telephone Hotline: 586.469.5209
- > 24-Hour Fax (Within MI): 1.888.99.CLERK (request document number 6700)
- > 24-Hour Fax (Outside of MI): 1.310.575.5035 (request document number 6700)



Charter Commissioner - District 6

One 2-year maximum term

Official results, updated August 18, 9:56 AM

[Race List](#) | [Race Summary](#) | [Race Details](#) | [Race Details \(Printer Friendly\)](#)

Republican Party				
16 of 16 (100.0%) precincts reporting				
Marc Goodson		732	81.3%	<div style="width: 81.3%;"></div>
Arzo F. Smith		168	18.7%	<div style="width: 18.7%;"></div>

Democratic Party				
16 of 16 (100.0%) precincts reporting				
John Olekszyk		1,649	63.7%	<div style="width: 63.7%;"></div>
John W. Smith		941	36.3%	<div style="width: 36.3%;"></div>

These same results may also be obtained via:

- > Election Telephone Hotline: 586.469.5209
- > 24-Hour Fax (Within MI): 1.888.99.CLERK (request document number 6700)
- > 24-Hour Fax (Outside of MI): 1.310.575.5035 (request document number 6700)



Charter Commissioner - District 7

One 2-year maximum term

Official results, updated August 18, 9:56 AM

[Race List](#) | [Race Summary](#) | [Race Details](#) | [Race Details \(Printer Friendly\)](#)

Republican Party				
13 of 13 (100.0%) precincts reporting				
Melanie Davis		482	40.5%	
GJ LaRouche		299	25.1%	
Al Martin		288	24.2%	
William H Bogle		121	10.2%	

Democratic Party				
13 of 13 (100.0%) precincts reporting				
Elisabeth Sierawski		1,125	63.5%	
Rose Marie Fessler		376	21.2%	
Joshua Mackinnon		139	7.8%	
Eugene Schabath		131	7.4%	

These same results may also be obtained via:

- > Election Telephone Hotline: 586.469.5209
- > 24-Hour Fax (Within MI): 1.888.99.CLERK (request document number 6700)
- > 24-Hour Fax (Outside of MI): 1.310.575.5035 (request document number 6700)



Election Results

Charter Commissioner - District 8

One 2-year maximum term

Official results, updated August 18, 9:56 AM

[Race List](#) | [Race Summary](#) | [Race Details](#) | [Race Details \(Printer Friendly\)](#)

Republican Party			
11 of 11 (100.0%) precincts reporting			
Ron Jennings		724	100.0%

Democratic Party			
11 of 11 (100.0%) precincts reporting			
Donna S. Cangemi		670	52.1%
James E. McCarthy		419	32.6%
Larry Sauger		197	15.3%

These same results may also be obtained via:

- > Election Telephone Hotline: 586.469.5209
- > 24-Hour Fax (Within MI): 1.888.99.CLERK (request document number 6700)
- > 24-Hour Fax (Outside of MI): 1.310.575.5035 (request document number 6700)



Charter Commissioner - District 9
 One 2-year maximum term

Official results, updated August 18, 9:56 AM

[Race List](#) | [Race Summary](#) | [Race Details](#) | [Race Details \(Printer Friendly\)](#)

Republican Party			
13 of 13 (100.0%) precincts reporting			
Ronald Babin		823	100.0%

Democratic Party			
13 of 13 (100.0%) precincts reporting			
Michael G. Gielniak		1,222	100.0%

These same results may also be obtained via:

- > Election Telephone Hotline: 586.469.5209
- > 24-Hour Fax (Within MI): 1.888.99.CLERK (request document number 6700)
- > 24-Hour Fax (Outside of MI): 1.310.575.5035 (request document number 6700)



Election Results

Charter Commissioner - District 10 One 2-year maximum term

Official results, updated August 18, 9:56 AM

[Race List](#) | [Race Summary](#) | [Race Details](#) | [Race Details \(Printer Friendly\)](#)

Republican Party				
14 of 14 (100.0%) precincts reporting				
Lynn E. Geist		278	26.0%	
Michael D. Smith		186	17.4%	
Richard D. Pavlich		169	15.8%	
Kenneth Adamczyk		162	15.2%	
James A. Foreman		109	10.2%	
Donald P. DeNault, Jr.		88	8.2%	
John Fitzgerald Gorniak		76	7.1%	

Democratic Party				
14 of 14 (100.0%) precincts reporting				
Rick Flynn		864	62.8%	
Christopher Starnes		511	37.2%	

These same results may also be obtained via:

- > Election Telephone Hotline: 586.469.5209
- > 24-Hour Fax (Within MI): 1.888.99.CLERK (request document number 6700)
- > 24-Hour Fax (Outside of MI): 1.310.575.5035 (request document number 6700)



Election Results

Charter Commissioner - District 11 One 2-year maximum term

Official results, updated August 18, 9:56 AM

[Race List](#) | [Race Summary](#) | [Race Details](#) | [Race Details \(Printer Friendly\)](#)

Republican Party				
13 of 13 (100.0%) precincts reporting				
Edward Siedzik		473	27.8%	
Antonio Cavaliere		384	22.6%	
John B. Baas		308	18.1%	
Jared Lee Maynard		306	18.0%	
Mat Briski		231	13.6%	

Democratic Party				
13 of 13 (100.0%) precincts reporting				
Dominic J. La Rosa		520	52.3%	
Carl W. Territo		474	47.7%	

These same results may also be obtained via:

- > Election Telephone Hotline: 586.469.5209
- > 24-Hour Fax (Within MI): 1.888.99.CLERK (request document number 6700)
- > 24-Hour Fax (Outside of MI): 1.310.575.5035 (request document number 6700)



Election Results

Charter Commissioner - District 12 One 2-year maximum term

Official results, updated August 18, 9:56 AM

[Race List](#) | [Race Summary](#) | [Race Details](#) | [Race Details \(Printer Friendly\)](#)

Republican Party				
15 of 15 (100.0%) precincts reporting				
Vincent Viviano		2,423	56.7%	
James Conlen		612	14.3%	
Michael K. Osaer		509	11.9%	
Ann T. Paprocki		409	9.6%	
Vito Pianello		164	3.8%	
Sylwia Grot		159	3.7%	

Democratic Party				
15 of 15 (100.0%) precincts reporting				
Kenneth M. Reid		1,065	100.0%	

These same results may also be obtained via:

- > Election Telephone Hotline: 586.469.5209
- > 24-Hour Fax (Within MI): 1.888.99.CLERK (request document number 6700)
- > 24-Hour Fax (Outside of MI): 1.310.575.5035 (request document number 6700)



Election Results

Charter Commissioner - District 13

One 2-year maximum term

Official results, updated August 18, 9:56 AM

[Race List](#) | [Race Summary](#) | [Race Details](#) | [Race Details \(Printer Friendly\)](#)

Republican Party				
14 of 14 (100.0%) precincts reporting				
Gary S. Anthony		1,169	25.2%	
Suzanne Hayes		1,046	22.5%	
Angelo S. Lanni		698	15.0%	
Sebastian Previti		597	12.9%	
Mark Beadle		588	12.7%	
Don Henry		368	7.9%	
John Kapousis		173	3.7%	

Democratic Party				
14 of 14 (100.0%) precincts reporting				
Michael E. LaBuhn		998	100.0%	

These same results may also be obtained via:



- > Election Telephone Hotline: 586.469.5209
- > 24-Hour Fax (Within MI): 1.888.99.CLERK (request document number 6700)
- > 24-Hour Fax (Outside of MI): 1.310.575.5035 (request document number 6700)







Charter Commissioner - District 14
 One 2-year maximum term

Official results, updated August 18, 9:56 AM

[Race List](#) | [Race Summary](#) | [Race Details](#) | [Race Details \(Printer Friendly\)](#)

Republican Party				
18 of 18 (100.0%) precincts reporting				
John F. Michalke		692	50.5%	
Rachel Strozeski		677	49.5%	

Democratic Party				
18 of 18 (100.0%) precincts reporting				
James Haggerty		1,056	43.2%	
Sue Underwood		712	29.1%	
David D. Duffy		394	16.1%	
Daniel A. Nixon		281	11.5%	

These same results may also be obtained via:

- > Election Telephone Hotline: 586.469.5209
- > 24-Hour Fax (Within MI): 1.888.99.CLERK (request document number 6700)
- > 24-Hour Fax (Outside of MI): 1.310.575.5035 (request document number 6700)



Election Results

Charter Commissioner - District 15 One 2-year maximum term

Official results, updated August 18, 9:56 AM

[Race List](#) | [Race Summary](#) | [Race Details](#) | [Race Details \(Printer Friendly\)](#)

Republican Party				
22 of 22 (100.0%) precincts reporting				
Harry Awdey		688	26.0%	
Gina Marie Bucci		630	23.8%	
Grace Shore		451	17.1%	
George Constance		409	15.5%	
Matthew M. Murphy		311	11.8%	
Keith Gerard Sadlocha		79	3.0%	
Eugene J. Tyza		77	2.9%	

Democratic Party				
22 of 22 (100.0%) precincts reporting				
Terry E. Davis		869	60.6%	
Richard J. Onaga		566	39.4%	

These same results may also be obtained via:

- > Election Telephone Hotline: 586.469.5209
- > 24-Hour Fax (Within MI): 1.888.99.CLERK (request document number 6700)
- > 24-Hour Fax (Outside of MI): 1.310.575.5035 (request document number 6700)



Election Results

Charter Commissioner - District 16 One 2-year maximum term

Official results, updated August 18, 9:56 AM

[Race List](#) | [Race Summary](#) | [Race Details](#) | [Race Details \(Printer Friendly\)](#)

Republican Party				
13 of 13 (100.0%) precincts reporting				
Clarence Meltzer, Jr.		454	42.2%	
Sam Trentacosta		377	35.0%	
J. Russell LaBarge, Jr.		151	14.0%	
Darra Ososki Slanec		95	8.8%	

Democratic Party				
13 of 13 (100.0%) precincts reporting				
Tom Rombach		892	45.3%	
Bill Lakin		700	35.5%	
Bob Campbell		378	19.2%	

These same results may also be obtained via:

- > Election Telephone Hotline: 586.469.5209
- > 24-Hour Fax (Within MI): 1.888.99.CLERK (request document number 6700)
- > 24-Hour Fax (Outside of MI): 1.310.575.5035 (request document number 6700)



Charter Commissioner - District 17
 One 2-year maximum term

Official results, updated August 18, 9:56 AM

[Race List](#) | [Race Summary](#) | [Race Details](#) | [Race Details \(Printer Friendly\)](#)

Republican Party				
17 of 17 (100.0%) precincts reporting				
Lyle A. Koch		709	100.0%	

Democratic Party				
17 of 17 (100.0%) precincts reporting				
Jacob Michael Femminineo, Jr.		897	34.7%	
Alisha M. Baker		849	32.8%	
Fred Roskopp		654	25.3%	
Jason M. Davidson		186	7.2%	

These same results may also be obtained via:

- > Election Telephone Hotline: 586.469.5209
- > 24-Hour Fax (Within MI): 1.888.99.CLERK (request document number 6700)
- > 24-Hour Fax (Outside of MI): 1.310.575.5035 (request document number 6700)



Election Results

Charter Commissioner - District 18 One 2-year maximum term

Official results, updated August 18, 9:56 AM

[Race List](#) | [Race Summary](#) | [Race Details](#) | [Race Details \(Printer Friendly\)](#)

Republican Party				
15 of 15 (100.0%) precincts reporting				
Adam Wit		1,076	57.8%	
Donna Nobles		784	42.2%	

Democratic Party				
15 of 15 (100.0%) precincts reporting				
Carrie Lynn Fuca		1,261	75.3%	
Linda Silvonon		414	24.7%	

These same results may also be obtained via:

- > Election Telephone Hotline: 586.469.5209
- > 24-Hour Fax (Within MI): 1.888.99.CLERK (request document number 6700)
- > 24-Hour Fax (Outside of MI): 1.310.575.5035 (request document number 6700)



Election Results

Charter Commissioner - District 19 One 2-year maximum term

Official results, updated August 18, 9:56 AM

[Race List](#) | [Race Summary](#) | [Race Details](#) | [Race Details \(Printer Friendly\)](#)

Republican Party				
14 of 14 (100.0%) precincts reporting				
Robert J. Cannon		670	55.7%	
Rose Tocco		278	23.1%	
Carl G. Becker		207	17.2%	
Jim Vize		47	3.9%	

Democratic Party				
14 of 14 (100.0%) precincts reporting				
Bob Smith, Jr.		896	36.2%	
Ronald E. Robinson		715	28.9%	
Valerie M. Schave		383	15.5%	
Albert M. Santia		319	12.9%	
Sam Moscone		162	6.5%	

These same results may also be obtained via:

- > Election Telephone Hotline: 586.469.5209
- > 24-Hour Fax (Within MI): 1.888.99.CLERK (request document number 6700)
- > 24-Hour Fax (Outside of MI): 1.310.575.5035 (request document number 6700)



Charter Commissioner - District 20
 One 2-year maximum term

Official results, updated August 18, 9:56 AM

[Race List](#) | [Race Summary](#) | [Race Details](#) | [Race Details \(Printer Friendly\)](#)

Republican Party				
14 of 14 (100.0%) precincts reporting				
Daniel D. Griffin		441	50.1%	
R. L. Campbell, Jr.		234	26.6%	
Raymond G. Glime		206	23.4%	

Democratic Party				
14 of 14 (100.0%) precincts reporting				
Marilyn Lane		996	46.5%	
Joseph R. Kosmala		701	32.8%	
Lara Sucharski		270	12.6%	
Tammy deGroot		173	8.1%	

These same results may also be obtained via:

- > Election Telephone Hotline: 586.469.5209
- > 24-Hour Fax (Within MI): 1.888.99.CLERK (request document number 6700)
- > 24-Hour Fax (Outside of MI): 1.310.575.5035 (request document number 6700)



Charter Commissioner - District 21
 One 2-year maximum term

Official results, updated August 18, 9:56 AM

[Race List](#) | [Race Summary](#) | [Race Details](#) | [Race Details \(Printer Friendly\)](#)

Republican Party			
13 of 13 (100.0%) precincts reporting			
Art Blundell		575	100.0%

Democratic Party			
13 of 13 (100.0%) precincts reporting			
Jan Haggerty		2,003	100.0%

These same results may also be obtained via:

- > Election Telephone Hotline: 586.469.5209
- > 24-Hour Fax (Within MI): 1.888.99.CLERK (request document number 6700)
- > 24-Hour Fax (Outside of MI): 1.310.575.5035 (request document number 6700)



Election Results

Charter Commissioner - District 22 One 2-year maximum term

Official results, updated August 18, 9:56 AM

[Race List](#) | [Race Summary](#) | [Race Details](#) | [Race Details \(Printer Friendly\)](#)

Republican Party				
13 of 13 (100.0%) precincts reporting				
Lynne Seymour		247	50.4%	
Lauren Jenkins		243	49.6%	

Democratic Party				
13 of 13 (100.0%) precincts reporting				
Judy Hartwell		1,180	55.7%	
Ron Selvidge		666	31.4%	
Bambi Hartter		273	12.9%	

These same results may also be obtained via:

- > Election Telephone Hotline: 586.469.5209
- > 24-Hour Fax (Within MI): 1.888.99.CLERK (request document number 6700)
- > 24-Hour Fax (Outside of MI): 1.310.575.5035 (request document number 6700)



Charter Commissioner - District 23
 One 2-year maximum term

Official results, updated August 18, 9:56 AM

[Race List](#) | [Race Summary](#) | [Race Details](#) | [Race Details \(Printer Friendly\)](#)

Republican Party				
13 of 13 (100.0%) precincts reporting				
John Caron		546	35.3%	
Amy L. Koelsch		508	32.9%	
Michael G. Kelly		492	31.8%	

Democratic Party				
13 of 13 (100.0%) precincts reporting				
James Maceroni		1,118	37.0%	
Mary M. Otto		908	30.0%	
Blake K. Johnson		479	15.8%	
Peter Trombley		440	14.6%	
Kyle Pominville		78	2.6%	

These same results may also be obtained via:

- > Election Telephone Hotline: 586.469.5209
- > 24-Hour Fax (Within MI): 1.888.99.CLERK (request document number 6700)
- > 24-Hour Fax (Outside of MI): 1.310.575.5035 (request document number 6700)



Charter Commissioner - District 24
 One 2-year maximum term

Official results, updated August 18, 9:56 AM

[Race List](#) | [Race Summary](#) | [Race Details](#) | [Race Details \(Printer Friendly\)](#)

Republican Party				
12 of 12 (100.0%) precincts reporting				
Roland R. Frascchetti		921	62.6%	
Kristina Petzer		551	37.4%	

Democratic Party				
12 of 12 (100.0%) precincts reporting				
Cynthia Konal		926	35.3%	
James E. O'Halloran		857	32.7%	
Chris Harthen		517	19.7%	
James Kaza		323	12.3%	

These same results may also be obtained via:

- > Election Telephone Hotline: 586.469.5209
- > 24-Hour Fax (Within MI): 1.888.99.CLERK (request document number 6700)
- > 24-Hour Fax (Outside of MI): 1.310.575.5035 (request document number 6700)



Charter Commissioner - District 25
 One 2-year maximum term

Official results, updated August 18, 9:56 AM

[Race List](#) | [Race Summary](#) | [Race Details](#) | [Race Details \(Printer Friendly\)](#)

Republican Party				
13 of 13 (100.0%) precincts reporting				
Daniel Acciavatti		1,240	74.3%	<div style="width: 74.3%;"></div>
Charles Medley		428	25.7%	<div style="width: 25.7%;"></div>

Democratic Party				
13 of 13 (100.0%) precincts reporting				
Tracy Swanger		1,382	100.0%	<div style="width: 100.0%;"></div>

These same results may also be obtained via:

- > Election Telephone Hotline: 586.469.5209
- > 24-Hour Fax (Within MI): 1.888.99.CLERK (request document number 6700)
- > 24-Hour Fax (Outside of MI): 1.310.575.5035 (request document number 6700)



Election Results

Charter Commissioner - District 26 One 2-year maximum term

Official results, updated August 18, 9:56 AM

[Race List](#) | [Race Summary](#) | [Race Details](#) | [Race Details \(Printer Friendly\)](#)

Republican Party				
20 of 20 (100.0%) precincts reporting				
Robert C. Brandenburg		676	44.2%	
Roger M. Krzeminski		463	30.3%	
Thomas Christ		156	10.2%	
Stuart K. Jason		107	7.0%	
David J. Nutt		89	5.8%	
Jerome P. Cada		39	2.5%	

Democratic Party				
20 of 20 (100.0%) precincts reporting				
Monika Kreft Leasure		451	29.3%	
Charles T. Missig		441	28.7%	
Anthony Wickersham		426	27.7%	
Dwayne A. Haywood		219	14.2%	

These same results may also be obtained via:

- > Election Telephone Hotline: 586.469.5209
- > 24-Hour Fax (Within MI): 1.888.99.CLERK (request document number 6700)
- > 24-Hour Fax (Outside of MI): 1.310.575.5035 (request document number 6700)



District Court Judge - District 38

One 6-year term

Incumbent Position

Official results, updated August 18, 9:56 AM

[Race List](#) | [Race Summary](#) | [Race Details](#) | [Race Details \(Printer Friendly\)](#)

14 of 14 (100.0%) precincts reporting				
Norene S. Redmond		2,101	41.4%	
Carl F. Gerds, III		930	18.3%	
Kathleen G. Galen		900	17.7%	
Colleen C. Cohan		767	15.1%	
Andrea J. Ferrara		200	3.9%	
Mark Cardellio		183	3.6%	

These same results may also be obtained via:

- > Election Telephone Hotline: 586.469.5209
- > 24-Hour Fax (Within MI): 1.888.99.CLERK (request document number 6700)
- > 24-Hour Fax (Outside of MI): 1.310.575.5035 (request document number 6700)



Macomb County
Zoological Authority Millage

Official results, updated August 18, 9:56 AM

[Race List](#) | [Race Summary](#) | [Race Details](#) | [Race Details \(Printer Friendly\)](#)

394 of 394 (100.0%) precincts reporting				
YES		70,554	66.5%	
NO		35,511	33.5%	

These same results may also be obtained via:

- > Election Telephone Hotline: 586.469.5209
- > 24-Hour Fax (Within MI): 1.888.99.CLERK (request document number 6700)
- > 24-Hour Fax (Outside of MI): 1.310.575.5035 (request document number 6700)



Bruce Twp
Millage Renewal
Operation of Parks and Recreation

Official results, updated August 18, 9:56 AM

[Race List](#) | [Race Summary](#) | [Race Details](#) | [Race Details \(Printer Friendly\)](#)

4 of 4 (100.0%) precincts reporting				
YES		1,569	71.6%	
NO		621	28.4%	



- These same results may also be obtained via:
- > Election Telephone Hotline: 586.469.5209
 - > 24-Hour Fax (Within MI): 1.888.99.CLERK (request document number 6700)
 - > 24-Hour Fax (Outside of MI): 1.310.575.5035 (request document number 6700)



Bruce Twp
 Millage Renewal
 Senior Citizen Transportation (STAR)

Official results, updated August 18, 9:56 AM

[Race List](#) | [Race Summary](#) | [Race Details](#) | [Race Details \(Printer Friendly\)](#)

4 of 4 (100.0%) precincts reporting				
YES		1,728	80.4%	
NO		420	19.6%	

These same results may also be obtained via:

- > Election Telephone Hotline: 586.469.5209
- > 24-Hour Fax (Within MI): 1.888.99.CLERK (request document number 6700)
- > 24-Hour Fax (Outside of MI): 1.310.575.5035 (request document number 6700)





Election Results

Washington Twp Millage Renewal Operation of Parks and Recreation

Official results, updated August 18, 9:56 AM

[Race List](#) | [Race Summary](#) | [Race Details](#) | [Race Details \(Printer Friendly\)](#)

9 of 9 (100.0%) precincts reporting				
YES		3,740	74.4%	
NO		1,286	25.6%	

These same results may also be obtained via:



- > Election Telephone Hotline: 586.469.5209
- > 24-Hour Fax (Within MI): 1.888.99.CLERK (request document number 6700)
- > 24-Hour Fax (Outside of MI): 1.310.575.5035 (request document number 6700)



Washington Twp
 Millage Renewal
 Senior Citizen Transportation (STAR)

Official results, updated August 18, 9:56 AM

[Race List](#) | [Race Summary](#) | [Race Details](#) | [Race Details \(Printer Friendly\)](#)

9 of 9 (100.0%) precincts reporting				
YES		4,132	80.2%	
NO		1,017	19.8%	

These same results may also be obtained via:

- > Election Telephone Hotline: 586.469.5209
- > 24-Hour Fax (Within MI): 1.888.99.CLERK (request document number 6700)
- > 24-Hour Fax (Outside of MI): 1.310.575.5035 (request document number 6700)





Election Results

Washington Twp Millage Renewal Police Protection

Official results, updated August 18, 9:56 AM

[Race List](#) | [Race Summary](#) | [Race Details](#) | [Race Details \(Printer Friendly\)](#)

8 of 8 (100.0%) precincts reporting				
YES		3,927	81.7%	
NO		879	18.3%	

These same results may also be obtained via:

- > Election Telephone Hotline: 586.469.5209
- > 24-Hour Fax (Within MI): 1.888.99.CLERK (request document number 6700)
- > 24-Hour Fax (Outside of MI): 1.310.575.5035 (request document number 6700)





Election Results

Washington Twp Millage Renewal Special Assessment for Fire Protection

Official results, updated August 18, 9:56 AM

[Race List](#) | [Race Summary](#) | [Race Details](#) | [Race Details \(Printer Friendly\)](#)

8 of 8 (100.0%) precincts reporting				
YES		3,917	81.8%	
NO		874	18.2%	

These same results may also be obtained via:

- > Election Telephone Hotline: 586.469.5209
- > 24-Hour Fax (Within MI): 1.888.99.CLERK (request document number 6700)
- > 24-Hour Fax (Outside of MI): 1.310.575.5035 (request document number 6700)





Election Results

Village of New Haven Recall Proposal Recall Brett Harris, President

Official results, updated August 18, 9:56 AM

[Race List](#) | [Race Summary](#) | [Race Details](#) | [Race Details \(Printer Friendly\)](#)

2 of 2 (100.0%) precincts reporting				
YES		474	67.3%	
NO		230	32.7%	

These same results may also be obtained via:

- > Election Telephone Hotline: 586.469.5209
- > 24-Hour Fax (Within MI): 1.888.99.CLERK (request document number 6700)
- > 24-Hour Fax (Outside of MI): 1.310.575.5035 (request document number 6700)





Election Results

Village of New Haven Recall Proposal Recall Marguerite Kunert, Clerk

Official results, updated August 18, 9:56 AM

[Race List](#) | [Race Summary](#) | [Race Details](#) | [Race Details \(Printer Friendly\)](#)

2 of 2 (100.0%) precincts reporting				
YES		446	63.4%	
NO		257	36.6%	

These same results may also be obtained via:

- > Election Telephone Hotline: 586.469.5209
- > 24-Hour Fax (Within MI): 1.888.99.CLERK (request document number 6700)
- > 24-Hour Fax (Outside of MI): 1.310.575.5035 (request document number 6700)





Election Results

Village of New Haven Recall Proposal Recall Annette Sheadrick Higgins, Trustee

Official results, updated August 18, 9:56 AM

[Race List](#) | [Race Summary](#) | [Race Details](#) | [Race Details \(Printer Friendly\)](#)

2 of 2 (100.0%) precincts reporting				
YES		426	60.5%	
NO		278	39.5%	

These same results may also be obtained via:

- > Election Telephone Hotline: 586.469.5209
- > 24-Hour Fax (Within MI): 1.888.99.CLERK (request document number 6700)
- > 24-Hour Fax (Outside of MI): 1.310.575.5035 (request document number 6700)





Election Results

Village of New Haven Recall Proposal Recall Deborah Mack, Trustee

Official results, updated August 18, 9:56 AM

[Race List](#) | [Race Summary](#) | [Race Details](#) | [Race Details \(Printer Friendly\)](#)

2 of 2 (100.0%) precincts reporting				
YES		406	57.6%	
NO		299	42.4%	

These same results may also be obtained via:

- > Election Telephone Hotline: 586.469.5209
- > 24-Hour Fax (Within MI): 1.888.99.CLERK (request document number 6700)
- > 24-Hour Fax (Outside of MI): 1.310.575.5035 (request document number 6700)





Election Results

Village of New Haven Recall Proposal Recall Robert E. Ochenski, Trustee

Official results, updated August 18, 9:56 AM

[Race List](#) | [Race Summary](#) | [Race Details](#) | [Race Details \(Printer Friendly\)](#)

2 of 2 (100.0%) precincts reporting				
YES		423	60.2%	
NO		280	39.8%	

These same results may also be obtained via:

- > Election Telephone Hotline: 586.469.5209
- > 24-Hour Fax (Within MI): 1.888.99.CLERK (request document number 6700)
- > 24-Hour Fax (Outside of MI): 1.310.575.5035 (request document number 6700)





Election Results

Village of New Haven Recall Proposal Recall Charles Walton, Trustee

Official results, updated August 18, 9:56 AM

[Race List](#) | [Race Summary](#) | [Race Details](#) | [Race Details \(Printer Friendly\)](#)

2 of 2 (100.0%) precincts reporting				
YES		427	60.2%	
NO		282	39.8%	

These same results may also be obtained via:



- > Election Telephone Hotline: 586.469.5209
- > 24-Hour Fax (Within MI): 1.888.99.CLERK (request document number 6700)
- > 24-Hour Fax (Outside of MI): 1.310.575.5035 (request document number 6700)



Lake Shore Public Schools
Bond Proposal
Facilities, Technology and Site Improvements

Official results, updated August 18, 9:56 AM

[Race List](#) | [Race Summary](#) | [Race Details](#) | [Race Details \(Printer Friendly\)](#)

9 of 9 (100.0%) precincts reporting				
YES		2,496	53.2%	
NO		2,198	46.8%	

These same results may also be obtained via:

- > Election Telephone Hotline: 586.469.5209
- > 24-Hour Fax (Within MI): 1.888.99.CLERK (request document number 6700)
- > 24-Hour Fax (Outside of MI): 1.310.575.5035 (request document number 6700)



Election Results

Armada Twp Supervisor One 4-year term

Official results, updated August 18, 9:56 AM

[Race List](#) | [Race Summary](#) | [Race Details](#) | [Race Details \(Printer Friendly\)](#)

Republican Party				
2 of 2 (100.0%) precincts reporting				
John W. Paterek		443	47.8%	
Don Eison		253	27.3%	
Daniel Jacob		230	24.8%	

These same results may also be obtained via:

- > Election Telephone Hotline: 586.469.5209
- > 24-Hour Fax (Within MI): 1.888.99.CLERK (request document number 6700)
- > 24-Hour Fax (Outside of MI): 1.310.575.5035 (request document number 6700)



Armada Twp Clerk One 4-year term

Official results, updated August 18, 9:56 AM

[Race List](#) | [Race Summary](#) | [Race Details](#) | [Race Details \(Printer Friendly\)](#)

Republican Party			
2 of 2 (100.0%) precincts reporting			
Mary K. Swiacki		575	100.0%

These same results may also be obtained via:

- > Election Telephone Hotline: 586.469.5209
- > 24-Hour Fax (Within MI): 1.888.99.CLERK (request document number 6700)
- > 24-Hour Fax (Outside of MI): 1.310.575.5035 (request document number 6700)



Election Results

Armada Twp Treasurer One 4-year term

Official results, updated August 18, 9:56 AM

[Race List](#) | [Race Summary](#) | [Race Details](#) | [Race Details \(Printer Friendly\)](#)

Republican Party				
2 of 2 (100.0%) precincts reporting				
Shannon Christoff		476	53.7%	
Sandra Hoxie		411	46.3%	

These same results may also be obtained via:

- > Election Telephone Hotline: 586.469.5209
- > 24-Hour Fax (Within MI): 1.888.99.CLERK (request document number 6700)
- > 24-Hour Fax (Outside of MI): 1.310.575.5035 (request document number 6700)



Armada Twp Trustee Two 4-year terms

Official results, updated August 18, 9:56 AM

[Race List](#) | [Race Summary](#) | [Race Details](#) | [Race Details \(Printer Friendly\)](#)

Republican Party				
2 of 2 (100.0%) precincts reporting				
Wayne Lobeck		392	26.9%	<div style="width: 26.9%; height: 10px; background-color: red;"></div>
Margaret M. Ruthenberg		368	25.3%	<div style="width: 25.3%; height: 10px; background-color: red;"></div>
Michael V. Sucaet		351	24.1%	<div style="width: 24.1%; height: 10px; background-color: red;"></div>
Monica Job		346	23.7%	<div style="width: 23.7%; height: 10px; background-color: red;"></div>

These same results may also be obtained via:

- > Election Telephone Hotline: 586.469.5209
- > 24-Hour Fax (Within MI): 1.888.99.CLERK (request document number 6700)
- > 24-Hour Fax (Outside of MI): 1.310.575.5035 (request document number 6700)



Election Results

Bruce Twp Supervisor One 4-year term

Official results, updated August 18, 9:56 AM

[Race List](#) | [Race Summary](#) | [Race Details](#) | [Race Details \(Printer Friendly\)](#)

Republican Party				
4 of 4 (100.0%) precincts reporting				
James Tignanelli		848	41.3%	
Brian Palmer		675	32.9%	
Lesley F. Young		530	25.8%	

These same results may also be obtained via:

- > Election Telephone Hotline: 586.469.5209
- > 24-Hour Fax (Within MI): 1.888.99.CLERK (request document number 6700)
- > 24-Hour Fax (Outside of MI): 1.310.575.5035 (request document number 6700)






Election Results

Bruce Twp Clerk One 4-year term

Official results, updated August 18, 9:56 AM

[Race List](#) | [Race Summary](#) | [Race Details](#) | [Race Details \(Printer Friendly\)](#)

Republican Party				
4 of 4 (100.0%) precincts reporting				
Susan Brockmann		1,120	56.4%	
Jeanne Lerchen		866	43.6%	

Democratic Party				
4 of 4 (100.0%) precincts reporting				
Trese Servitto-Smith		205	100.0%	

These same results may also be obtained via:

- > Election Telephone Hotline: 586.469.5209
- > 24-Hour Fax (Within MI): 1.888.99.CLERK (request document number 6700)
- > 24-Hour Fax (Outside of MI): 1.310.575.5035 (request document number 6700)



Election Results

Bruce Twp Treasurer One 4-year term

Official results, updated August 18, 9:56 AM

[Race List](#) | [Race Summary](#) | [Race Details](#) | [Race Details \(Printer Friendly\)](#)

Republican Party				
4 of 4 (100.0%) precincts reporting				
Deborah S. Obrecht		1,234	58.5%	
Thelma A. Hug		875	41.5%	

These same results may also be obtained via:

- > Election Telephone Hotline: 586.469.5209
- > 24-Hour Fax (Within MI): 1.888.99.CLERK (request document number 6700)
- > 24-Hour Fax (Outside of MI): 1.310.575.5035 (request document number 6700)



Bruce Twp Trustee

Two 4-year terms

Official results, updated August 18, 9:56 AM

[Race List](#) | [Race Summary](#) | [Race Details](#) | [Race Details \(Printer Friendly\)](#)

Republican Party				
4 of 4 (100.0%) precincts reporting				
Mark Falker		1,115	31.0%	<div style="width: 31.0%;"></div>
Ron Walker		809	22.5%	<div style="width: 22.5%;"></div>
Jason Soulliere		670	18.7%	<div style="width: 18.7%;"></div>
Paul Okoniewski		451	12.6%	<div style="width: 12.6%;"></div>
Marianne K. Weiss		339	9.4%	<div style="width: 9.4%;"></div>
Ted Ulisse		208	5.8%	<div style="width: 5.8%;"></div>

Democratic Party				
4 of 4 (100.0%) precincts reporting				
Arianna Welsh		204	100.0%	<div style="width: 100.0%;"></div>

These same results may also be obtained via:

- > Election Telephone Hotline: 586.469.5209
- > 24-Hour Fax (Within MI): 1.888.99.CLERK (request document number 6700)
- > 24-Hour Fax (Outside of MI): 1.310.575.5035 (request document number 6700)



Chesterfield Twp Supervisor One 4-year term

Official results, updated August 18, 9:56 AM

[Race List](#) | [Race Summary](#) | [Race Details](#) | [Race Details \(Printer Friendly\)](#)

Republican Party				
20 of 20 (100.0%) precincts reporting				
Stephen M. Krull		1,205	59.0%	<div style="width: 59%; height: 10px; background-color: red;"></div>
Russell Paschen		434	21.2%	<div style="width: 21.2%; height: 10px; background-color: red;"></div>
Eric J. Ostling		405	19.8%	<div style="width: 19.8%; height: 10px; background-color: red;"></div>

Democratic Party				
20 of 20 (100.0%) precincts reporting				
Michael E. Lovelock		2,082	100.0%	<div style="width: 100%; height: 10px; background-color: red;"></div>

These same results may also be obtained via:

- > Election Telephone Hotline: 586.469.5209
- > 24-Hour Fax (Within MI): 1.888.99.CLERK (request document number 6700)
- > 24-Hour Fax (Outside of MI): 1.310.575.5035 (request document number 6700)



Chesterfield Twp Clerk One 4-year term

Official results, updated August 18, 9:56 AM

[Race List](#) | [Race Summary](#) | [Race Details](#) | [Race Details \(Printer Friendly\)](#)

Republican Party				
20 of 20 (100.0%) precincts reporting				
Kelly Jo Smolarek		1,621	100.0%	<div style="width: 100%; height: 10px; background: linear-gradient(to right, red 100%, gray 100%);"></div>

Democratic Party				
20 of 20 (100.0%) precincts reporting				
Janice M. Uglis		2,013	100.0%	<div style="width: 100%; height: 10px; background: linear-gradient(to right, red 100%, gray 100%);"></div>

These same results may also be obtained via:

- > Election Telephone Hotline: 586.469.5209
- > 24-Hour Fax (Within MI): 1.888.99.CLERK (request document number 6700)
- > 24-Hour Fax (Outside of MI): 1.310.575.5035 (request document number 6700)



Election Results

Chesterfield Twp Treasurer One 4-year term

Official results, updated August 18, 9:56 AM

[Race List](#) | [Race Summary](#) | [Race Details](#) | [Race Details \(Printer Friendly\)](#)

Republican Party				
20 of 20 (100.0%) precincts reporting				
Pam Harris		1,167	53.5%	
Marvin P. Stepnak		1,013	46.5%	

Democratic Party				
20 of 20 (100.0%) precincts reporting				
Linda Hartman		1,709	80.8%	
Luther MacGilvray		405	19.2%	

These same results may also be obtained via:

- > Election Telephone Hotline: 586.469.5209
- > 24-Hour Fax (Within MI): 1.888.99.CLERK (request document number 6700)
- > 24-Hour Fax (Outside of MI): 1.310.575.5035 (request document number 6700)



Election Results

Chesterfield Twp Trustee Four 4-year terms

Official results, updated August 18, 9:56 AM

[Race List](#) | [Race Summary](#) | [Race Details](#) | [Race Details \(Printer Friendly\)](#)

Republican Party				
20 of 20 (100.0%) precincts reporting				
David Joseph		1,096	15.5%	■
Brian Scott DeMuyneck		954	13.5%	■
Amy Zarate		895	12.7%	■
Jodi K. Jones		885	12.5%	■
Hank Anderson		706	10.0%	■
Denise Caputo-Cuenca		605	8.6%	■
Alec Fell		557	7.9%	■
Tony McCown		513	7.3%	■
Thomas Yaschen		489	6.9%	■
Harold L. Sullins		375	5.3%	■

Democratic Party				
20 of 20 (100.0%) precincts reporting				
Christine Bell		1,159	16.2%	■
Paula Frame		1,053	14.8%	■
Cheryl Printz		1,046	14.7%	■
Michele Ficht		1,022	14.3%	■
John Grivas		997	14.0%	■
Joe Miller		983	13.8%	■
Nicholas S. Mayer		873	12.2%	■

These same results may also be obtained via:

- > Election Telephone Hotline: 586.469.5209
- > 24-Hour Fax (Within MI): 1.888.99.CLERK (request document number 6700)
- > 24-Hour Fax (Outside of MI): 1.310.575.5035 (request document number 6700)



Clinton Twp Supervisor One 4-year term

Official results, updated August 18, 9:56 AM

[Race List](#) | [Race Summary](#) | [Race Details](#) | [Race Details \(Printer Friendly\)](#)

Republican Party			
46 of 46 (100.0%) precincts reporting			
Robert James Cannon		3,176	100.0%

These same results may also be obtained via:

- > Election Telephone Hotline: 586.469.5209
- > 24-Hour Fax (Within MI): 1.888.99.CLERK (request document number 6700)
- > 24-Hour Fax (Outside of MI): 1.310.575.5035 (request document number 6700)



Clinton Twp Clerk One 4-year term

Official results, updated August 18, 9:56 AM

[Race List](#) | [Race Summary](#) | [Race Details](#) | [Race Details \(Printer Friendly\)](#)

Democratic Party			
46 of 46 (100.0%) precincts reporting			
George Fitzgerald		6,308	100.0%

These same results may also be obtained via:

- > Election Telephone Hotline: 586.469.5209
- > 24-Hour Fax (Within MI): 1.888.99.CLERK (request document number 6700)
- > 24-Hour Fax (Outside of MI): 1.310.575.5035 (request document number 6700)



Clinton Twp Treasurer One 4-year term

Official results, updated August 18, 9:56 AM

[Race List](#) | [Race Summary](#) | [Race Details](#) | [Race Details \(Printer Friendly\)](#)

Democratic Party			
46 of 46 (100.0%) precincts reporting			
William J. Sowerby		6,529	100.0%

These same results may also be obtained via:

- > Election Telephone Hotline: 586.469.5209
- > 24-Hour Fax (Within MI): 1.888.99.CLERK (request document number 6700)
- > 24-Hour Fax (Outside of MI): 1.310.575.5035 (request document number 6700)



Clinton Twp Trustee Four 4-year terms

Official results, updated August 18, 9:56 AM

[Race List](#) | [Race Summary](#) | [Race Details](#) | [Race Details \(Printer Friendly\)](#)

Republican Party				
46 of 46 (100.0%) precincts reporting				
John Russi		2,502	53.0%	<div style="width: 53%; height: 10px; background-color: red;"></div>
Derek Wilczynski		2,221	47.0%	<div style="width: 47%; height: 10px; background-color: red;"></div>

Democratic Party				
46 of 46 (100.0%) precincts reporting				
Jenifer Jo West		4,708	19.9%	<div style="width: 19.9%; height: 10px; background-color: red;"></div>
Ernest Hornung		4,230	17.9%	<div style="width: 17.9%; height: 10px; background-color: red;"></div>
Dean Joseph Reynolds		3,918	16.5%	<div style="width: 16.5%; height: 10px; background-color: red;"></div>
Kenneth Pearl		3,581	15.1%	<div style="width: 15.1%; height: 10px; background-color: red;"></div>
Diane Zontini		3,108	13.1%	<div style="width: 13.1%; height: 10px; background-color: red;"></div>
David Santia		2,410	10.2%	<div style="width: 10.2%; height: 10px; background-color: red;"></div>
Gregory Rogers		1,721	7.3%	<div style="width: 7.3%; height: 10px; background-color: red;"></div>

These same results may also be obtained via:

- > Election Telephone Hotline: 586.469.5209
- > 24-Hour Fax (Within MI): 1.888.99.CLERK (request document number 6700)
- > 24-Hour Fax (Outside of MI): 1.310.575.5035 (request document number 6700)



Harrison Twp Supervisor One 4-year term

Official results, updated August 18, 9:56 AM

[Race List](#) | [Race Summary](#) | [Race Details](#) | [Race Details \(Printer Friendly\)](#)

Republican Party			
12 of 12 (100.0%) precincts reporting			
Anthony G. Forlini		1,966	100.0%

Democratic Party			
12 of 12 (100.0%) precincts reporting			
Mark Knowles		1,286	100.0%

These same results may also be obtained via:

- > Election Telephone Hotline: 586.469.5209
- > 24-Hour Fax (Within MI): 1.888.99.CLERK (request document number 6700)
- > 24-Hour Fax (Outside of MI): 1.310.575.5035 (request document number 6700)



Harrison Twp Clerk One 4-year term

Official results, updated August 18, 9:56 AM

[Race List](#) | [Race Summary](#) | [Race Details](#) | [Race Details \(Printer Friendly\)](#)

Republican Party			
12 of 12 (100.0%) precincts reporting			
Jan P. Jorgensen		1,977	100.0%

Democratic Party			
12 of 12 (100.0%) precincts reporting			
James A. Ulinski		1,150	100.0%

These same results may also be obtained via:

- > Election Telephone Hotline: 586.469.5209
- > 24-Hour Fax (Within MI): 1.888.99.CLERK (request document number 6700)
- > 24-Hour Fax (Outside of MI): 1.310.575.5035 (request document number 6700)



Election Results

Harrison Twp Treasurer One 4-year term

Official results, updated August 18, 9:56 AM

[Race List](#) | [Race Summary](#) | [Race Details](#) | [Race Details \(Printer Friendly\)](#)

Republican Party				
12 of 12 (100.0%) precincts reporting				
Darrin S. York		1,613	66.5%	
James Senstock		811	33.5%	

These same results may also be obtained via:

- > Election Telephone Hotline: 586.469.5209
- > 24-Hour Fax (Within MI): 1.888.99.CLERK (request document number 6700)
- > 24-Hour Fax (Outside of MI): 1.310.575.5035 (request document number 6700)



Harrison Twp Trustee

Four 4-year terms

Official results, updated August 18, 9:56 AM

[Race List](#) | [Race Summary](#) | [Race Details](#) | [Race Details \(Printer Friendly\)](#)

Republican Party				
12 of 12 (100.0%) precincts reporting				
Kenneth J. Verkest		1,582	19.7%	
Larry Tomenello		1,520	19.0%	
Frank Kapral		1,366	17.1%	
Barbara C. Urban		1,112	13.9%	
Richard Rapp, Jr.		965	12.0%	
Michael H. Rice		749	9.3%	
John Gabor		717	9.0%	

Democratic Party				
12 of 12 (100.0%) precincts reporting				
John Swiatkowski		994	26.6%	
Linda Karczewski		963	25.8%	
Loreen Dennis		909	24.4%	
David Bratto		866	23.2%	

These same results may also be obtained via:

- > Election Telephone Hotline: 586.469.5209
- > 24-Hour Fax (Within MI): 1.888.99.CLERK (request document number 6700)
- > 24-Hour Fax (Outside of MI): 1.310.575.5035 (request document number 6700)



Election Results

Lake Twp Supervisor One 4-year term

Official results, updated August 18, 9:56 AM

[Race List](#) | [Race Summary](#) | [Race Details](#) | [Race Details \(Printer Friendly\)](#)

Republican Party			
1 of 1 (100.0%) precincts reporting			
Richard F. Fox		13	100.0%

These same results may also be obtained via:

- > Election Telephone Hotline: 586.469.5209
- > 24-Hour Fax (Within MI): 1.888.99.CLERK (request document number 6700)
- > 24-Hour Fax (Outside of MI): 1.310.575.5035 (request document number 6700)



Election Results

Lake Twp Clerk One 4-year term

Official results, updated August 18, 9:56 AM

[Race List](#) | [Race Summary](#) | [Race Details](#) | [Race Details \(Printer Friendly\)](#)

Republican Party			
1 of 1 (100.0%) precincts reporting			
Rose Garland Thornton		14	100.0%

These same results may also be obtained via:

- > Election Telephone Hotline: 586.469.5209
- > 24-Hour Fax (Within MI): 1.888.99.CLERK (request document number 6700)
- > 24-Hour Fax (Outside of MI): 1.310.575.5035 (request document number 6700)



Lake Twp Treasurer

One 4-year term

Official results, updated August 18, 9:56 AM

[Race List](#) | [Race Summary](#) | [Race Details](#) | [Race Details \(Printer Friendly\)](#)

Republican Party			
1 of 1 (100.0%) precincts reporting			
James Veit		12	100.0%

- These same results may also be obtained via:
- > Election Telephone Hotline: 586.469.5209
 - > 24-Hour Fax (Within MI): 1.888.99.CLERK (request document number 6700)
 - > 24-Hour Fax (Outside of MI): 1.310.575.5035 (request document number 6700)



Election Results

Lake Twp Trustee Two 4-year terms

Official results, updated August 18, 9:56 AM

[Race List](#) | [Race Summary](#) | [Race Details](#) | [Race Details \(Printer Friendly\)](#)

Republican Party				
1 of 1 (100.0%) precincts reporting				
Glenn Peters		13	52.0%	
Helen M. Nutting		12	48.0%	

These same results may also be obtained via:

- > Election Telephone Hotline: 586.469.5209
- > 24-Hour Fax (Within MI): 1.888.99.CLERK (request document number 6700)
- > 24-Hour Fax (Outside of MI): 1.310.575.5035 (request document number 6700)



Election Results

Lenox Twp Supervisor One 4-year term

Official results, updated August 18, 9:56 AM

[Race List](#) | [Race Summary](#) | [Race Details](#) | [Race Details \(Printer Friendly\)](#)

Democratic Party				
4 of 4 (100.0%) precincts reporting				
Ron Trombly		698	63.3%	<div style="width: 63.3%;"></div>
John P. Gardner		405	36.7%	<div style="width: 36.7%;"></div>

These same results may also be obtained via:

- > Election Telephone Hotline: 586.469.5209
- > 24-Hour Fax (Within MI): 1.888.99.CLERK (request document number 6700)
- > 24-Hour Fax (Outside of MI): 1.310.575.5035 (request document number 6700)



Lenox Twp Clerk One 4-year term

Official results, updated August 18, 9:56 AM

[Race List](#) | [Race Summary](#) | [Race Details](#) | [Race Details \(Printer Friendly\)](#)

Democratic Party			
4 of 4 (100.0%) precincts reporting			
Jodi Kethe		889	100.0%

These same results may also be obtained via:

- > Election Telephone Hotline: 586.469.5209
- > 24-Hour Fax (Within MI): 1.888.99.CLERK (request document number 6700)
- > 24-Hour Fax (Outside of MI): 1.310.575.5035 (request document number 6700)



Election Results

Lenox Twp Treasurer One 4-year term

Official results, updated August 18, 9:56 AM

[Race List](#) | [Race Summary](#) | [Race Details](#) | [Race Details \(Printer Friendly\)](#)

Democratic Party			
4 of 4 (100.0%) precincts reporting			
Karon J. Ottenbacher		896	100.0%

These same results may also be obtained via:

- > Election Telephone Hotline: 586.469.5209
- > 24-Hour Fax (Within MI): 1.888.99.CLERK (request document number 6700)
- > 24-Hour Fax (Outside of MI): 1.310.575.5035 (request document number 6700)



Lenox Twp Trustee Two 4-year terms

Official results, updated August 18, 9:56 AM

[Race List](#) | [Race Summary](#) | [Race Details](#) | [Race Details \(Printer Friendly\)](#)

Republican Party				
4 of 4 (100.0%) precincts reporting				
Stewart Thurman		219	100.0%	<div style="width: 100%; height: 10px; background-color: red;"></div>

Democratic Party				
4 of 4 (100.0%) precincts reporting				
Karen A. Turchi		585	37.9%	<div style="width: 37.9%; height: 10px; background-color: red;"></div>
Mary Beth Paisley		531	34.4%	<div style="width: 34.4%; height: 10px; background-color: red;"></div>
Chuck Stremersch		426	27.6%	<div style="width: 27.6%; height: 10px; background-color: red;"></div>

These same results may also be obtained via:

- > Election Telephone Hotline: 586.469.5209
- > 24-Hour Fax (Within MI): 1.888.99.CLERK (request document number 6700)
- > 24-Hour Fax (Outside of MI): 1.310.575.5035 (request document number 6700)



Macomb Twp Supervisor One 4-year term

Official results, updated August 18, 9:56 AM

[Race List](#) | [Race Summary](#) | [Race Details](#) | [Race Details \(Printer Friendly\)](#)

Republican Party			
35 of 35 (100.0%) precincts reporting			
John Brennan		2,578	100.0%

Democratic Party			
35 of 35 (100.0%) precincts reporting			
Mark H. Grabow		2,587	100.0%

These same results may also be obtained via:

- > Election Telephone Hotline: 586.469.5209
- > 24-Hour Fax (Within MI): 1.888.99.CLERK (request document number 6700)
- > 24-Hour Fax (Outside of MI): 1.310.575.5035 (request document number 6700)



Macomb Twp Clerk One 4-year term

Official results, updated August 18, 9:56 AM

[Race List](#) | [Race Summary](#) | [Race Details](#) | [Race Details \(Printer Friendly\)](#)

Republican Party			
35 of 35 (100.0%) precincts reporting			
Michael D. Koehs		2,542	100.0%

These same results may also be obtained via:

- > Election Telephone Hotline: 586.469.5209
- > 24-Hour Fax (Within MI): 1.888.99.CLERK (request document number 6700)
- > 24-Hour Fax (Outside of MI): 1.310.575.5035 (request document number 6700)



Election Results

Macomb Twp Treasurer One 4-year term

Official results, updated August 18, 9:56 AM

[Race List](#) | [Race Summary](#) | [Race Details](#) | [Race Details \(Printer Friendly\)](#)

Republican Party			
35 of 35 (100.0%) precincts reporting			
Marie Malburg		2,554	100.0%

Democratic Party			
35 of 35 (100.0%) precincts reporting			
Kenneth Paul Jenkins		2,399	100.0%

These same results may also be obtained via:

- > Election Telephone Hotline: 586.469.5209
- > 24-Hour Fax (Within MI): 1.888.99.CLERK (request document number 6700)
- > 24-Hour Fax (Outside of MI): 1.310.575.5035 (request document number 6700)



Macomb Twp Trustee Four 4-year terms

Official results, updated August 18, 9:56 AM

[Race List](#) | [Race Summary](#) | [Race Details](#) | [Race Details \(Printer Friendly\)](#)

Republican Party				
35 of 35 (100.0%) precincts reporting				
Nancy J. Nevers		2,087	21.8%	<div style="width: 21.8%; height: 10px; background-color: red;"></div>
Janet Dunn		1,852	19.3%	<div style="width: 19.3%; height: 10px; background-color: red;"></div>
Roger M. Krzeminski		1,785	18.6%	<div style="width: 18.6%; height: 10px; background-color: red;"></div>
Dino Bucci		1,721	18.0%	<div style="width: 18.0%; height: 10px; background-color: red;"></div>
Matthew J. Thomas		1,168	12.2%	<div style="width: 12.2%; height: 10px; background-color: red;"></div>
Clifford W. Freitas		973	10.2%	<div style="width: 10.2%; height: 10px; background-color: red;"></div>

These same results may also be obtained via:

- > Election Telephone Hotline: 586.469.5209
- > 24-Hour Fax (Within MI): 1.888.99.CLERK (request document number 6700)
- > 24-Hour Fax (Outside of MI): 1.310.575.5035 (request document number 6700)



Ray Twp Supervisor One 4-year term

Official results, updated August 18, 9:56 AM

[Race List](#) | [Race Summary](#) | [Race Details](#) | [Race Details \(Printer Friendly\)](#)

Republican Party				
2 of 2 (100.0%) precincts reporting				
Charles R. Bohm		505	65.4%	<div style="width: 65.4%; height: 10px; background-color: red;"></div>
Daniel P. Jensenius		267	34.6%	<div style="width: 34.6%; height: 10px; background-color: red;"></div>

These same results may also be obtained via:

- > Election Telephone Hotline: 586.469.5209
- > 24-Hour Fax (Within MI): 1.888.99.CLERK (request document number 6700)
- > 24-Hour Fax (Outside of MI): 1.310.575.5035 (request document number 6700)



Election Results

Ray Twp Clerk One 4-year term

Official results, updated August 18, 9:56 AM

[Race List](#) | [Race Summary](#) | [Race Details](#) | [Race Details \(Printer Friendly\)](#)

Republican Party				
2 of 2 (100.0%) precincts reporting				
Kenneth Artman		556	73.7%	<div style="width: 73.7%;"></div>
Gloria McGahan-Lanstra		198	26.3%	<div style="width: 26.3%;"></div>

These same results may also be obtained via:

- > Election Telephone Hotline: 586.469.5209
- > 24-Hour Fax (Within MI): 1.888.99.CLERK (request document number 6700)
- > 24-Hour Fax (Outside of MI): 1.310.575.5035 (request document number 6700)



Election Results

Ray Twp Treasurer One 4-year term

Official results, updated August 18, 9:56 AM

[Race List](#) | [Race Summary](#) | [Race Details](#) | [Race Details \(Printer Friendly\)](#)

Republican Party				
2 of 2 (100.0%) precincts reporting				
Douglas Stier		405	51.9%	
Rita Harman		376	48.1%	

These same results may also be obtained via:

- > Election Telephone Hotline: 586.469.5209
- > 24-Hour Fax (Within MI): 1.888.99.CLERK (request document number 6700)
- > 24-Hour Fax (Outside of MI): 1.310.575.5035 (request document number 6700)



Ray Twp Trustee Two 4-year terms

Official results, updated August 18, 9:56 AM

[Race List](#) | [Race Summary](#) | [Race Details](#) | [Race Details \(Printer Friendly\)](#)

Republican Party				
2 of 2 (100.0%) precincts reporting				
Betty L. Grader		500	35.5%	<div style="width: 35.5%; height: 10px; background-color: red;"></div>
John T. Zoccola		460	32.7%	<div style="width: 32.7%; height: 10px; background-color: red;"></div>
Dennis Tipsword		233	16.6%	<div style="width: 16.6%; height: 10px; background-color: red;"></div>
Dawn Steinbrink		214	15.2%	<div style="width: 15.2%; height: 10px; background-color: red;"></div>

These same results may also be obtained via:

- > Election Telephone Hotline: 586.469.5209
- > 24-Hour Fax (Within MI): 1.888.99.CLERK (request document number 6700)
- > 24-Hour Fax (Outside of MI): 1.310.575.5035 (request document number 6700)



Richmond Twp Supervisor One 4-year term

Official results, updated August 18, 9:56 AM

[Race List](#) | [Race Summary](#) | [Race Details](#) | [Race Details \(Printer Friendly\)](#)

Republican Party			
2 of 2 (100.0%) precincts reporting			
Gordon Fuerstenau		256	100.0%

These same results may also be obtained via:

- > Election Telephone Hotline: 586.469.5209
- > 24-Hour Fax (Within MI): 1.888.99.CLERK (request document number 6700)
- > 24-Hour Fax (Outside of MI): 1.310.575.5035 (request document number 6700)



Election Results

Richmond Twp Clerk One 4-year term

Official results, updated August 18, 9:56 AM

[Race List](#) | [Race Summary](#) | [Race Details](#) | [Race Details \(Printer Friendly\)](#)

Republican Party			
2 of 2 (100.0%) precincts reporting			
Cindi Greenia		245	100.0%

These same results may also be obtained via:

- > Election Telephone Hotline: 586.469.5209
- > 24-Hour Fax (Within MI): 1.888.99.CLERK (request document number 6700)
- > 24-Hour Fax (Outside of MI): 1.310.575.5035 (request document number 6700)



Richmond Twp Treasurer One 4-year term

Official results, updated August 18, 9:56 AM

[Race List](#) | [Race Summary](#) | [Race Details](#) | [Race Details \(Printer Friendly\)](#)

Republican Party			
2 of 2 (100.0%) precincts reporting			
Robert Szalka		224	100.0%

These same results may also be obtained via:

- > Election Telephone Hotline: 586.469.5209
- > 24-Hour Fax (Within MI): 1.888.99.CLERK (request document number 6700)
- > 24-Hour Fax (Outside of MI): 1.310.575.5035 (request document number 6700)



Richmond Twp Trustee Two 4-year terms

Official results, updated August 18, 9:56 AM

[Race List](#) | [Race Summary](#) | [Race Details](#) | [Race Details \(Printer Friendly\)](#)

Republican Party				
2 of 2 (100.0%) precincts reporting				
Sharron Jusko		160	34.6%	<div style="width: 34.6%; height: 10px; background-color: red;"></div>
Cathy LaFontaine		159	34.4%	<div style="width: 34.4%; height: 10px; background-color: red;"></div>
Vern John Kulman		143	31.0%	<div style="width: 31.0%; height: 10px; background-color: red;"></div>

These same results may also be obtained via:

- > Election Telephone Hotline: 586.469.5209
- > 24-Hour Fax (Within MI): 1.888.99.CLERK (request document number 6700)
- > 24-Hour Fax (Outside of MI): 1.310.575.5035 (request document number 6700)



Shelby Twp Supervisor One 4-year term

Official results, updated August 18, 9:56 AM

[Race List](#) | [Race Summary](#) | [Race Details](#) | [Race Details \(Printer Friendly\)](#)

Republican Party				
29 of 29 (100.0%) precincts reporting				
Richard Stathakis		6,291	69.1%	<div style="width: 69.1%; height: 10px; background-color: red;"></div>
Ralph L. Maccarone		2,811	30.9%	<div style="width: 30.9%; height: 10px; background-color: red;"></div>

These same results may also be obtained via:

- > Election Telephone Hotline: 586.469.5209
- > 24-Hour Fax (Within MI): 1.888.99.CLERK (request document number 6700)
- > 24-Hour Fax (Outside of MI): 1.310.575.5035 (request document number 6700)



Shelby Twp Clerk One 4-year term

Official results, updated August 18, 9:56 AM

[Race List](#) | [Race Summary](#) | [Race Details](#) | [Race Details \(Printer Friendly\)](#)

Republican Party			
29 of 29 (100.0%) precincts reporting			
Terri Kowal		6,878	100.0%

These same results may also be obtained via:

- > Election Telephone Hotline: 586.469.5209
- > 24-Hour Fax (Within MI): 1.888.99.CLERK (request document number 6700)
- > 24-Hour Fax (Outside of MI): 1.310.575.5035 (request document number 6700)



Election Results

Shelby Twp Treasurer One 4-year term

Official results, updated August 18, 9:56 AM

[Race List](#) | [Race Summary](#) | [Race Details](#) | [Race Details \(Printer Friendly\)](#)

Republican Party				
29 of 29 (100.0%) precincts reporting				
Paul Viar		4,821	56.3%	
Brent Freeman		3,740	43.7%	

These same results may also be obtained via:

- > Election Telephone Hotline: 586.469.5209
- > 24-Hour Fax (Within MI): 1.888.99.CLERK (request document number 6700)
- > 24-Hour Fax (Outside of MI): 1.310.575.5035 (request document number 6700)



Election Results

Shelby Twp Trustee Four 4-year terms

Official results, updated August 18, 9:56 AM

[Race List](#) | [Race Summary](#) | [Race Details](#) | [Race Details \(Printer Friendly\)](#)

Republican Party				
29 of 29 (100.0%) precincts reporting				
Paula Calvaruso Filar		4,718	17.3%	
Lisa Manzella		3,835	14.1%	
Michael Flynn		3,628	13.3%	
Douglas C. Wozniak		3,308	12.1%	
Dave Curtis		2,825	10.4%	
John Brogowicz		2,065	7.6%	
Pete Holland		1,950	7.2%	
Arthur A. Garton		1,294	4.8%	
Vasko Jovanovski		1,140	4.2%	
Russ Matika		1,068	3.9%	
Norman Dziadzio		734	2.7%	
Craig Kenneth Cowper		667	2.4%	

Democratic Party				
29 of 29 (100.0%) precincts reporting				
Clarence Cook		1,640	100.0%	

These same results may also be obtained via:

- > Election Telephone Hotline: 586.469.5209
- > 24-Hour Fax (Within MI): 1.888.99.CLERK (request document number 6700)
- > 24-Hour Fax (Outside of MI): 1.310.575.5035 (request document number 6700)



Election Results

Washington Twp Supervisor One 4-year term

Official results, updated August 18, 9:56 AM

[Race List](#) | [Race Summary](#) | [Race Details](#) | [Race Details \(Printer Friendly\)](#)

Republican Party				
9 of 9 (100.0%) precincts reporting				
Dan O'Leary		3,027	66.6%	<div style="width: 66.6%;"></div>
Gary R. Kirsh		1,517	33.4%	<div style="width: 33.4%;"></div>

These same results may also be obtained via:

- > Election Telephone Hotline: 586.469.5209
- > 24-Hour Fax (Within MI): 1.888.99.CLERK (request document number 6700)
- > 24-Hour Fax (Outside of MI): 1.310.575.5035 (request document number 6700)



Washington Twp Clerk One 4-year term

Official results, updated August 18, 9:56 AM

[Race List](#) | [Race Summary](#) | [Race Details](#) | [Race Details \(Printer Friendly\)](#)

Republican Party				
9 of 9 (100.0%) precincts reporting				
Kathy Bosheers		2,506	62.0%	
Christine Krawczyk		1,536	38.0%	

These same results may also be obtained via:

- > Election Telephone Hotline: 586.469.5209
- > 24-Hour Fax (Within MI): 1.888.99.CLERK (request document number 6700)
- > 24-Hour Fax (Outside of MI): 1.310.575.5035 (request document number 6700)



Washington Twp Treasurer One 4-year term

Official results, updated August 18, 9:56 AM

[Race List](#) | [Race Summary](#) | [Race Details](#) | [Race Details \(Printer Friendly\)](#)

Republican Party				
9 of 9 (100.0%) precincts reporting				
Linda S. Verellen		3,128	75.0%	<div style="width: 75%; height: 10px; background-color: red;"></div>
Michael R. Pohlod		1,041	25.0%	<div style="width: 25%; height: 10px; background-color: red;"></div>

These same results may also be obtained via:

- > Election Telephone Hotline: 586.469.5209
- > 24-Hour Fax (Within MI): 1.888.99.CLERK (request document number 6700)
- > 24-Hour Fax (Outside of MI): 1.310.575.5035 (request document number 6700)



Washington Twp Trustee Four 4-year terms

Official results, updated August 18, 9:56 AM

[Race List](#) | [Race Summary](#) | [Race Details](#) | [Race Details \(Printer Friendly\)](#)

Republican Party				
9 of 9 (100.0%) precincts reporting				
Lisa Rapp		2,982	18.7%	<div style="width: 18.7%; height: 10px; background-color: red;"></div>
Abby Jacobson		2,773	17.4%	<div style="width: 17.4%; height: 10px; background-color: red;"></div>
Art Grimes		2,010	12.6%	<div style="width: 12.6%; height: 10px; background-color: red;"></div>
Jim Richardson		1,933	12.1%	<div style="width: 12.1%; height: 10px; background-color: red;"></div>
Fred Blonde		973	6.1%	<div style="width: 6.1%; height: 10px; background-color: red;"></div>
Bill Scarborough		972	6.1%	<div style="width: 6.1%; height: 10px; background-color: red;"></div>
Harold Miller		949	6.0%	<div style="width: 6.0%; height: 10px; background-color: red;"></div>
R J Brainard		932	5.9%	<div style="width: 5.9%; height: 10px; background-color: red;"></div>
Tom Keliher		733	4.6%	<div style="width: 4.6%; height: 10px; background-color: red;"></div>
Dennis W. Stevenson		630	4.0%	<div style="width: 4.0%; height: 10px; background-color: red;"></div>
Wayne D. Durham		550	3.5%	<div style="width: 3.5%; height: 10px; background-color: red;"></div>
David John Eggert		176	1.1%	<div style="width: 1.1%; height: 10px; background-color: red;"></div>
Richard Seldon		163	1.0%	<div style="width: 1.0%; height: 10px; background-color: red;"></div>
Rocky Bitrus, Jr.		138	0.9%	<div style="width: 0.9%; height: 10px; background-color: red;"></div>

These same results may also be obtained via:

- > Election Telephone Hotline: 586.469.5209
- > 24-Hour Fax (Within MI): 1.888.99.CLERK (request document number 6700)
- > 24-Hour Fax (Outside of MI): 1.310.575.5035 (request document number 6700)



Election Results

Macomb County August 5, 2008 Election Precinct Reporting Details

This page contains information about when each jurisdiction reports results. "% In" shows the current number of precincts reporting for that jurisdiction. The "First Report" column shows when they reported the first set of results. When half of the precincts have reported, a timestamp will be recorded in the "50% Reported" column. Once all results are in, the "Results Final" column will be filled-in. You can re-sort the list by clicking any column header.

Updated August 18, 9:56 AM

Jurisdiction	% In	First Report	50% Reported	Results Final
Armada Township	100%	08-07 4:07 PM	08-07 4:07 PM	08-07 4:07 PM
Bruce Township	100%	08-07 4:07 PM	08-07 4:07 PM	08-07 4:07 PM
Center Line	100%	08-07 4:07 PM	08-07 4:07 PM	08-07 4:07 PM
Chesterfield Charter Township	100%	08-07 4:07 PM	08-07 4:07 PM	08-07 4:07 PM
Clinton Township	100%	08-07 4:07 PM	08-07 4:07 PM	08-07 4:07 PM
Eastpointe	100%	08-07 4:07 PM	08-07 4:07 PM	08-07 4:07 PM
Fraser	100%	08-07 4:07 PM	08-07 4:07 PM	08-07 4:07 PM
Harrison Charter Township	100%	08-07 4:07 PM	08-07 4:07 PM	08-07 4:07 PM
Lake Township	100%	08-07 4:07 PM	08-07 4:07 PM	08-07 4:07 PM
Lenox Township	100%	08-07 4:07 PM	08-07 4:07 PM	08-07 4:07 PM
Macomb Township	100%	08-07 4:07 PM	08-07 4:07 PM	08-07 4:07 PM
Memphis	100%	08-07 4:07 PM	08-07 4:07 PM	08-07 4:07 PM
Mt. Clemens	100%	08-07 4:07 PM	08-07 4:07 PM	08-07 4:07 PM
New Baltimore	100%	08-07 4:07 PM	08-07 4:07 PM	08-07 4:07 PM
Ray Township	100%	08-07 4:07 PM	08-07 4:07 PM	08-07 4:07 PM
Richmond Township	100%	08-07 4:07 PM	08-07 4:07 PM	08-07 4:07 PM
Richmond City	100%	08-07 4:07 PM	08-07 4:07 PM	08-07 4:07 PM
Roseville	100%	08-07 4:07 PM	08-07 4:07 PM	08-07 4:07 PM
Shelby Township	100%	08-07 4:07 PM	08-07 4:07 PM	08-07 4:07 PM
St. Clair Shores	100%	08-07 4:07 PM	08-07 4:07 PM	08-07 4:07 PM
Sterling Heights	100%	08-07 4:07 PM	08-07 4:07 PM	08-07 4:07 PM
Utica	100%	08-07 4:07 PM	08-07 4:07 PM	08-07 4:07 PM
Warren	100%	08-07 4:07 PM	08-07 4:07 PM	08-07 4:07 PM
Washington Township	100%	08-07 4:07 PM	08-07 4:07 PM	08-07 4:07 PM



Election Results

Macomb County August 5, 2008 Election Precinct Reporting Details

This page contains information about when each jurisdiction reports results. "% In" shows the current number of precincts reporting for that jurisdiction. The "First Report" column shows when they reported the first set of results. When half of the precincts have reported, a timestamp will be recorded in the "50% Reported" column. Once all results are in, the "Results Final" column will be filled-in. You can re-sort the list by clicking any column header.

Updated August 18, 9:56 AM

Jurisdiction	% In	First Report	50% Reported	Results Final
Armada Township	100%	08-07 4:07 PM	08-07 4:07 PM	08-07 4:07 PM
Bruce Township	100%	08-07 4:07 PM	08-07 4:07 PM	08-07 4:07 PM
Center Line	100%	08-07 4:07 PM	08-07 4:07 PM	08-07 4:07 PM
Chesterfield Charter Township	100%	08-07 4:07 PM	08-07 4:07 PM	08-07 4:07 PM
Clinton Township	100%	08-07 4:07 PM	08-07 4:07 PM	08-07 4:07 PM
Eastpointe	100%	08-07 4:07 PM	08-07 4:07 PM	08-07 4:07 PM
Fraser	100%	08-07 4:07 PM	08-07 4:07 PM	08-07 4:07 PM
Harrison Charter Township	100%	08-07 4:07 PM	08-07 4:07 PM	08-07 4:07 PM
Lake Township	100%	08-07 4:07 PM	08-07 4:07 PM	08-07 4:07 PM
Lenox Township	100%	08-07 4:07 PM	08-07 4:07 PM	08-07 4:07 PM
Macomb Township	100%	08-07 4:07 PM	08-07 4:07 PM	08-07 4:07 PM
Memphis	100%	08-07 4:07 PM	08-07 4:07 PM	08-07 4:07 PM
Mt. Clemens	100%	08-07 4:07 PM	08-07 4:07 PM	08-07 4:07 PM
New Baltimore	100%	08-07 4:07 PM	08-07 4:07 PM	08-07 4:07 PM
Ray Township	100%	08-07 4:07 PM	08-07 4:07 PM	08-07 4:07 PM
Richmond Township	100%	08-07 4:07 PM	08-07 4:07 PM	08-07 4:07 PM
Richmond City	100%	08-07 4:07 PM	08-07 4:07 PM	08-07 4:07 PM
Roseville	100%	08-07 4:07 PM	08-07 4:07 PM	08-07 4:07 PM
Shelby Township	100%	08-07 4:07 PM	08-07 4:07 PM	08-07 4:07 PM
St. Clair Shores	100%	08-07 4:07 PM	08-07 4:07 PM	08-07 4:07 PM
Sterling Heights	100%	08-07 4:07 PM	08-07 4:07 PM	08-07 4:07 PM
Utica	100%	08-07 4:07 PM	08-07 4:07 PM	08-07 4:07 PM
Warren	100%	08-07 4:07 PM	08-07 4:07 PM	08-07 4:07 PM
Washington Township	100%	08-07 4:07 PM	08-07 4:07 PM	08-07 4:07 PM



Election Results

Macomb County August 5, 2008 Election Precinct Reporting Details

This page contains information about when each jurisdiction reports results. "% In" shows the current number of precincts reporting for that jurisdiction. The "First Report" column shows when they reported the first set of results. When half of the precincts have reported, a timestamp will be recorded in the "50% Reported" column. Once all results are in, the "Results Final" column will be filled-in. You can re-sort the list by clicking any column header.

Updated August 18, 9:56 AM

Jurisdiction	% In	First Report	50% Reported	Results Final
Armada Township	100%	08-07 4:07 PM	08-07 4:07 PM	08-07 4:07 PM
Bruce Township	100%	08-07 4:07 PM	08-07 4:07 PM	08-07 4:07 PM
Center Line	100%	08-07 4:07 PM	08-07 4:07 PM	08-07 4:07 PM
Chesterfield Charter Township	100%	08-07 4:07 PM	08-07 4:07 PM	08-07 4:07 PM
Clinton Township	100%	08-07 4:07 PM	08-07 4:07 PM	08-07 4:07 PM
Eastpointe	100%	08-07 4:07 PM	08-07 4:07 PM	08-07 4:07 PM
Fraser	100%	08-07 4:07 PM	08-07 4:07 PM	08-07 4:07 PM
Harrison Charter Township	100%	08-07 4:07 PM	08-07 4:07 PM	08-07 4:07 PM
Lake Township	100%	08-07 4:07 PM	08-07 4:07 PM	08-07 4:07 PM
Lenox Township	100%	08-07 4:07 PM	08-07 4:07 PM	08-07 4:07 PM
Macomb Township	100%	08-07 4:07 PM	08-07 4:07 PM	08-07 4:07 PM
Memphis	100%	08-07 4:07 PM	08-07 4:07 PM	08-07 4:07 PM
Mt. Clemens	100%	08-07 4:07 PM	08-07 4:07 PM	08-07 4:07 PM
New Baltimore	100%	08-07 4:07 PM	08-07 4:07 PM	08-07 4:07 PM
Ray Township	100%	08-07 4:07 PM	08-07 4:07 PM	08-07 4:07 PM
Richmond Township	100%	08-07 4:07 PM	08-07 4:07 PM	08-07 4:07 PM
Richmond City	100%	08-07 4:07 PM	08-07 4:07 PM	08-07 4:07 PM
Roseville	100%	08-07 4:07 PM	08-07 4:07 PM	08-07 4:07 PM
Shelby Township	100%	08-07 4:07 PM	08-07 4:07 PM	08-07 4:07 PM
St. Clair Shores	100%	08-07 4:07 PM	08-07 4:07 PM	08-07 4:07 PM
Sterling Heights	100%	08-07 4:07 PM	08-07 4:07 PM	08-07 4:07 PM
Utica	100%	08-07 4:07 PM	08-07 4:07 PM	08-07 4:07 PM
Warren	100%	08-07 4:07 PM	08-07 4:07 PM	08-07 4:07 PM
Washington Township	100%	08-07 4:07 PM	08-07 4:07 PM	08-07 4:07 PM



Election Results

Macomb County August 5, 2008 Election Precinct Reporting Details

This page contains information about when each jurisdiction reports results. "% In" shows the current number of precincts reporting for that jurisdiction. The "First Report" column shows when they reported the first set of results. When half of the precincts have reported, a timestamp will be recorded in the "50% Reported" column. Once all results are in, the "Results Final" column will be filled-in. You can re-sort the list by clicking any column header.

Updated August 18, 9:56 AM

Jurisdiction	% In	First Report	50% Reported	Results Final
Armada Township	100%	08-07 4:07 PM	08-07 4:07 PM	08-07 4:07 PM
Bruce Township	100%	08-07 4:07 PM	08-07 4:07 PM	08-07 4:07 PM
Center Line	100%	08-07 4:07 PM	08-07 4:07 PM	08-07 4:07 PM
Chesterfield Charter Township	100%	08-07 4:07 PM	08-07 4:07 PM	08-07 4:07 PM
Clinton Township	100%	08-07 4:07 PM	08-07 4:07 PM	08-07 4:07 PM
Eastpointe	100%	08-07 4:07 PM	08-07 4:07 PM	08-07 4:07 PM
Fraser	100%	08-07 4:07 PM	08-07 4:07 PM	08-07 4:07 PM
Harrison Charter Township	100%	08-07 4:07 PM	08-07 4:07 PM	08-07 4:07 PM
Lake Township	100%	08-07 4:07 PM	08-07 4:07 PM	08-07 4:07 PM
Lenox Township	100%	08-07 4:07 PM	08-07 4:07 PM	08-07 4:07 PM
Macomb Township	100%	08-07 4:07 PM	08-07 4:07 PM	08-07 4:07 PM
Memphis	100%	08-07 4:07 PM	08-07 4:07 PM	08-07 4:07 PM
Mt. Clemens	100%	08-07 4:07 PM	08-07 4:07 PM	08-07 4:07 PM
New Baltimore	100%	08-07 4:07 PM	08-07 4:07 PM	08-07 4:07 PM
Ray Township	100%	08-07 4:07 PM	08-07 4:07 PM	08-07 4:07 PM
Richmond Township	100%	08-07 4:07 PM	08-07 4:07 PM	08-07 4:07 PM
Richmond City	100%	08-07 4:07 PM	08-07 4:07 PM	08-07 4:07 PM
Roseville	100%	08-07 4:07 PM	08-07 4:07 PM	08-07 4:07 PM
Shelby Township	100%	08-07 4:07 PM	08-07 4:07 PM	08-07 4:07 PM
St. Clair Shores	100%	08-07 4:07 PM	08-07 4:07 PM	08-07 4:07 PM
Sterling Heights	100%	08-07 4:07 PM	08-07 4:07 PM	08-07 4:07 PM
Utica	100%	08-07 4:07 PM	08-07 4:07 PM	08-07 4:07 PM
Warren	100%	08-07 4:07 PM	08-07 4:07 PM	08-07 4:07 PM
Washington Township	100%	08-07 4:07 PM	08-07 4:07 PM	08-07 4:07 PM



Election Results

Macomb County August 5, 2008 Election Precinct Reporting Details

This page contains information about when each jurisdiction reports results. "% In" shows the current number of precincts reporting for that jurisdiction. The "First Report" column shows when they reported the first set of results. When half of the precincts have reported, a timestamp will be recorded in the "50% Reported" column. Once all results are in, the "Results Final" column will be filled-in. You can re-sort the list by clicking any column header.

Updated August 18, 9:56 AM

Jurisdiction	% In	First Report	50% Reported	Results Final
Armada Township	100%	08-07 4:07 PM	08-07 4:07 PM	08-07 4:07 PM
Bruce Township	100%	08-07 4:07 PM	08-07 4:07 PM	08-07 4:07 PM
Center Line	100%	08-07 4:07 PM	08-07 4:07 PM	08-07 4:07 PM
Chesterfield Charter Township	100%	08-07 4:07 PM	08-07 4:07 PM	08-07 4:07 PM
Clinton Township	100%	08-07 4:07 PM	08-07 4:07 PM	08-07 4:07 PM
Eastpointe	100%	08-07 4:07 PM	08-07 4:07 PM	08-07 4:07 PM
Fraser	100%	08-07 4:07 PM	08-07 4:07 PM	08-07 4:07 PM
Harrison Charter Township	100%	08-07 4:07 PM	08-07 4:07 PM	08-07 4:07 PM
Lake Township	100%	08-07 4:07 PM	08-07 4:07 PM	08-07 4:07 PM
Lenox Township	100%	08-07 4:07 PM	08-07 4:07 PM	08-07 4:07 PM
Macomb Township	100%	08-07 4:07 PM	08-07 4:07 PM	08-07 4:07 PM
Memphis	100%	08-07 4:07 PM	08-07 4:07 PM	08-07 4:07 PM
Mt. Clemens	100%	08-07 4:07 PM	08-07 4:07 PM	08-07 4:07 PM
New Baltimore	100%	08-07 4:07 PM	08-07 4:07 PM	08-07 4:07 PM
Ray Township	100%	08-07 4:07 PM	08-07 4:07 PM	08-07 4:07 PM
Richmond Township	100%	08-07 4:07 PM	08-07 4:07 PM	08-07 4:07 PM
Richmond City	100%	08-07 4:07 PM	08-07 4:07 PM	08-07 4:07 PM
Roseville	100%	08-07 4:07 PM	08-07 4:07 PM	08-07 4:07 PM
Shelby Township	100%	08-07 4:07 PM	08-07 4:07 PM	08-07 4:07 PM
St. Clair Shores	100%	08-07 4:07 PM	08-07 4:07 PM	08-07 4:07 PM
Sterling Heights	100%	08-07 4:07 PM	08-07 4:07 PM	08-07 4:07 PM
Utica	100%	08-07 4:07 PM	08-07 4:07 PM	08-07 4:07 PM
Warren	100%	08-07 4:07 PM	08-07 4:07 PM	08-07 4:07 PM
Washington Township	100%	08-07 4:07 PM	08-07 4:07 PM	08-07 4:07 PM



Election Results

Macomb County August 5, 2008 Election Voter Turnout

This page shows you the percentage of registered voters who cast a ballot for this election, by jurisdiction. These numbers will continue to increase until all precincts have reported. You can re-sort the list by clicking a column header.

Updated August 18, 9:56 AM

Jurisdiction ▼	Turnout
Armada Township	32.6%
Bruce Township	40.5%
Center Line	22.7%
Chesterfield Charter Township	19.7%
Clinton Township	18.6%
Eastpointe	23.1%
Fraser	22.7%
Harrison Charter Township	24.7%
Lake Township	36.2%
Lenox Township	25.8%
Macomb Township	15.4%
Memphis	15.9%
Mt. Clemens	16.5%
New Baltimore	19.8%
Ray Township	34.2%
Richmond Township	18%
Richmond City	21.8%
Roseville	16.8%
Shelby Township	26.5%
St. Clair Shores	27.5%
Sterling Heights	17.4%
Utica	18%
Warren	18.3%
Washington Township	33.2%
MACOMB COUNTY	20.8%



Election Results

Macomb County August 5, 2008 Election Voter Turnout

This page shows you the percentage of registered voters who cast a ballot for this election, by jurisdiction. These numbers will continue to increase until all precincts have reported. You can re-sort the list by clicking a column header.

Updated August 18, 9:56 AM

Jurisdiction ▼	Turnout
Armada Township	32.6%
Bruce Township	40.5%
Center Line	22.7%
Chesterfield Charter Township	19.7%
Clinton Township	18.6%
Eastpointe	23.1%
Fraser	22.7%
Harrison Charter Township	24.7%
Lake Township	36.2%
Lenox Township	25.8%
Macomb Township	15.4%
Memphis	15.9%
Mt. Clemens	16.5%
New Baltimore	19.8%
Ray Township	34.2%
Richmond Township	18%
Richmond City	21.8%
Roseville	16.8%
Shelby Township	26.5%
St. Clair Shores	27.5%
Sterling Heights	17.4%
Utica	18%
Warren	18.3%
Washington Township	33.2%
MACOMB COUNTY	20.8%



Election Results

United States Senator One 6-year term

Official results, updated August 18, 9:55 AM

[Race List](#) | [Race Summary](#) | [Race Details](#) | [Race Details \(Printer Friendly\)](#)

POLL BOOK TOTALS	Jack Hoogendyk, Jr. (REP)			Carl Levin (DEM)			
	AV	Elec Day	TOTAL	AV	Elec Day	TOTAL	
ARMADA TOWNSHIP							
01	790	94	237	331	51	72	123
02	449	44	149	193	20	49	69
	1,239	138	386	524	71	121	192
BRUCE TOWNSHIP							
01	526	80	154	234	25	46	71
02	923	162	336	498	21	58	79
03	507	92	170	262	30	44	74
04	565	91	199	290	16	55	71
	2,521	425	859	1,284	92	203	295
CENTER LINE							
01	364	12	48	60	78	173	251
02	246	18	26	44	73	88	161
03	316	10	35	45	92	143	235
04	183	8	33	41	24	95	119
05	225	11	26	37	60	104	164
	1,334	59	168	227	327	603	930
CHESTERFIELD CHARTER TOWNSHIP							
01	437	N/A	155	155	N/A	187	187
02	342	N/A	120	120	N/A	139	139

 Yellow in the TOTALS column means precinct hasn't reported
 N/A indicates AV (Absentee) results are included in Elec Day results

These same results may also be obtained via:

- > Election Telephone Hotline: 586.469.5209
- > 24-Hour Fax (Within MI): 1.888.99.CLERK (request document number 6700)
- > 24-Hour Fax (Outside of MI): 1.310.575.5035 (request document number 6700)



Election Results

United States Senator One 6-year term

Official results, updated August 18, 9:55 AM

[Race List](#) | [Race Summary](#) | [Race Details](#) | [Race Details \(Printer Friendly\)](#)

POLL BOOK TOTALS	Jack Hoogendyk, Jr. (REP)			Carl Levin (DEM)			
	AV	Elec Day	TOTAL	AV	Elec Day	TOTAL	
ARMADA TOWNSHIP							
01	790	94	237	331	51	72	123
02	449	44	149	193	20	49	69
	1,239	138	386	524	71	121	192
BRUCE TOWNSHIP							
01	526	80	154	234	25	46	71
02	923	162	336	498	21	58	79
03	507	92	170	262	30	44	74
04	565	91	199	290	16	55	71
	2,521	425	859	1,284	92	203	295
CENTER LINE							
01	364	12	48	60	78	173	251
02	246	18	26	44	73	88	161
03	316	10	35	45	92	143	235
04	183	8	33	41	24	95	119
05	225	11	26	37	60	104	164
	1,334	59	168	227	327	603	930
CHESTERFIELD CHARTER TOWNSHIP							
01	437	N/A	155	155	N/A	187	187
02	342	N/A	120	120	N/A	139	139
03	396	N/A	125	125	N/A	184	184
04	126	N/A	38	38	N/A	58	58
05	457	N/A	143	143	N/A	205	205
06	352	N/A	150	150	N/A	130	130
07	373	N/A	128	128	N/A	160	160
08	366	N/A	130	130	N/A	141	141
09	309	N/A	90	90	N/A	150	150
10	607	N/A	265	265	N/A	197	197
11	201	N/A	58	58	N/A	101	101
12	220	N/A	77	77	N/A	95	95
13	352	N/A	105	105	N/A	163	163
14	167	N/A	58	58	N/A	72	72
15	57	N/A	14	14	N/A	35	35
16	206	N/A	67	67	N/A	93	93
17	115	N/A	31	31	N/A	49	49
18	227	N/A	81	81	N/A	106	106

45	293	56	36	92	60	73	133
46	491	122	30	152	178	45	223
	13,428	1,818	1,655	3,473	3,876	3,450	7,326
EASTPOINTE							
01	329	N/A	58	58	N/A	221	221
02	378	N/A	69	69	N/A	254	254
03	467	N/A	93	93	N/A	313	313
04	428	N/A	94	94	N/A	284	284
05	371	N/A	79	79	N/A	230	230
06	311	N/A	50	50	N/A	206	206
07	438	N/A	58	58	N/A	323	323
08	343	N/A	48	48	N/A	256	256
09	293	N/A	67	67	N/A	177	177
10	279	N/A	46	46	N/A	187	187
11	327	N/A	50	50	N/A	235	235
12	419	N/A	86	86	N/A	282	282
13	413	N/A	97	97	N/A	267	267
14	532	N/A	117	117	N/A	347	347
	5,328	N/A	1,012	1,012	N/A	3,582	3,582
FRASER							
01	258	8	38	46	69	108	177
02	397	34	75	109	79	138	217
03	580	49	85	134	190	165	355
04	337	38	59	97	80	105	185
05	157	9	28	37	42	47	89
06	415	47	71	118	73	151	224
07	260	34	26	60	81	87	168
	2,404	219	382	601	614	801	1,415
HARRISON CHARTER TOWNSHIP							
01	388	63	72	135	52	102	154
02	292	38	55	93	47	63	110
03	351	31	87	118	42	69	111
04	664	87	172	259	60	109	169
05	598	75	152	227	66	93	159
06	570	73	162	235	74	116	190
07	672	75	137	212	99	129	228
08	87	5	6	11	35	23	58
09	455	86	112	198	66	53	119
10	388	53	93	146	45	95	140
11	284	47	46	93	64	53	117
12	165	19	31	50	31	49	80
	4,914	652	1,125	1,777	681	954	1,635
LAKE TOWNSHIP							
01	21	N/A	14	14	N/A	1	1
	21	N/A	14	14	N/A	1	1
LENOX TOWNSHIP							
01	406	N/A	85	85	N/A	196	196
02	472	N/A	98	98	N/A	271	271
03	536	N/A	90	90	N/A	367	367

04	193	N/A	42	42	N/A	126	126
	1,607	N/A	315	315	N/A	960	960
MACOMB TOWNSHIP							
01	184	15	48	63	39	45	84
02	330	50	58	108	49	95	144
03	202	17	54	71	24	63	87
04	279	20	74	94	30	101	131
05	268	36	86	122	51	54	105
06	298	68	38	106	81	58	139
07	255	32	60	92	23	80	103
08	253	48	54	102	39	62	101
09	134	28	38	66	12	28	40
10	213	19	45	64	40	79	119
11	317	39	72	111	35	99	134
12	287	48	59	107	40	80	120
13	217	25	71	96	13	65	78
14	281	30	61	91	41	92	133
15	319	77	51	128	67	56	123
16	211	17	62	79	27	72	99
17	207	19	58	77	20	60	80
18	193	21	27	48	50	66	116
19	68	7	11	18	11	24	35
20	190	24	46	70	27	50	77
21	324	48	54	102	99	56	155
22	343	55	64	119	71	77	148
23	366	80	64	144	80	68	148
24	288	44	57	101	64	63	127
25	117	13	26	39	8	48	56
26	120	15	26	41	20	35	55
27	122	6	46	52	18	22	40
28	125	12	30	42	10	45	55
29	150	4	41	45	14	65	79
30	213	24	61	85	30	56	86
31	142	24	23	47	32	39	71
32	134	11	55	66	7	39	46
33	211	25	39	64	55	50	105
34	164	12	45	57	23	45	68
35	132	15	32	47	18	48	66
	7,657	1,028	1,736	2,764	1,268	2,085	3,353
MEMPHIS							
01	92	N/A	42	42	N/A	34	34
	92	N/A	42	42	N/A	34	34
MT. CLEMENS							
01	240	3	9	12	79	129	208
02	425	23	46	69	66	201	267
03	200	10	32	42	38	83	121
04	209	11	36	47	26	104	130
05	221	11	5	16	93	97	190
06							

	231	8	28	36	39	115	154
08	177	13	25	38	52	76	128
09	415	43	46	89	110	147	257
	2,118	122	227	349	503	952	1,455

NEW BALTIMORE

01	257	21	49	70	50	91	141
02	256	40	50	90	50	62	112
03	401	30	93	123	79	131	210
04	314	50	62	112	93	55	148
05	333	30	71	101	57	91	148
	1,561	171	325	496	329	430	759

RAY TOWNSHIP

01	405	53	141	194	9	40	49
02	588	74	192	266	22	51	73
	993	127	333	460	31	91	122

RICHMOND TOWNSHIP

01	255	N/A	128	128	N/A	71	71
02	217	N/A	94	94	N/A	71	71
	472	N/A	222	222	N/A	142	142

RICHMOND CITY

01	511	N/A	164	164	N/A	245	245
02	331	N/A	106	106	N/A	154	154
	842	N/A	270	270	N/A	399	399

ROSEVILLE

01	166	8	22	30	46	72	118
02	216	9	16	25	76	90	166
03	322	15	28	43	152	93	245
04	259	17	27	44	105	76	181
05	402	30	46	76	143	131	274
06	265	13	30	43	61	123	184
07	177	7	18	25	48	81	129
08	323	18	36	54	93	138	231
09	287	28	35	63	101	94	195
10	152	13	12	25	49	57	106
11	185	4	21	25	88	57	145
12	218	23	18	41	72	82	154
13	185	11	20	31	63	71	134
14	281	14	29	43	87	105	192
15	459	49	41	90	164	134	298
16	475	31	37	68	168	174	342
17	202	9	22	31	69	81	150
18	369	37	51	88	115	103	218
19	225	8	31	39	50	93	143
20	270	19	47	66	77	91	168
21	255	23	31	54	88	74	162
	5,693	386	618	1,004	1,915	2,020	3,935

SHELBY TOWNSHIP

01	648	88	240	328	37	57	94
02	526	100	159	259	56	65	121

03	266	31	93	124	26	41	67
04	451	63	153	216	39	49	88
05	562	111	158	269	62	65	127
06	202	12	58	70	20	49	69
07	730	153	206	359	50	74	124
08	365	60	141	201	20	39	59
09	193	17	67	84	26	33	59
10	338	58	105	163	28	47	75
11	364	42	103	145	28	70	98
12	532	93	176	269	27	57	84
13	346	74	106	180	14	44	58
14	518	59	214	273	26	50	76
15	335	40	116	156	19	33	52
16	691	139	228	367	30	62	92
17	575	82	215	297	26	61	87
18	340	65	109	174	37	27	64
19	393	72	148	220	18	36	54
20	244	34	60	94	40	28	68
21	122	13	26	39	12	33	45
22	748	169	241	410	35	65	100
23	658	132	244	376	26	38	64
24	819	143	304	447	44	67	111
25	527	94	172	266	43	56	99
26	576	142	70	212	141	54	195
27	457	72	98	170	69	66	135
28	829	190	132	322	149	82	231
29	210	8	76	84	15	44	59
	13,565	2,356	4,218	6,574	1,163	1,492	2,655

ST. CLAIR SHORES

01	906	193	139	332	209	194	403
02	517	70	71	141	120	173	293
03	547	75	71	146	116	181	297
04	403	46	69	115	99	132	231
05	568	39	75	114	124	232	356
06	598	55	64	119	166	209	375
07	383	22	55	77	70	173	243
08	560	66	59	125	163	184	347
09	377	61	37	98	120	88	208
10	672	73	115	188	175	208	383
11	313	33	42	75	86	82	168
12	681	84	118	202	145	214	359
13	859	148	140	288	187	223	410
14	245	16	34	50	56	89	145
15	623	72	76	148	157	185	342
16	685	88	98	186	219	174	393
17	688	74	96	170	184	210	394
18	542	59	79	138	124	175	299
19	485	47	69	116	134	140	274

20	408	44	65	109	91	125	216
21	487	38	61	99	121	175	296
22	391	31	72	103	73	130	203
23	543	47	81	128	146	173	319
24	818	115	75	190	263	190	453
	13,299	1,596	1,861	3,457	3,348	4,059	7,407

STERLING HEIGHTS

01	295	42	49	91	86	72	158
02	363	52	67	119	87	104	191
03	382	41	40	81	135	110	245
04	524	52	75	127	152	184	336
05	537	67	68	135	190	140	330
06	447	71	71	142	131	113	244
08	159	12	34	46	42	43	85
09	332	36	65	101	81	82	163
10	356	66	61	127	96	86	182
11	394	72	55	127	96	97	193
12	305	32	57	89	77	79	156
13	159	21	18	39	38	47	85
14	137	25	29	54	46	21	67
15	244	47	33	80	70	53	123
16	211	18	22	40	77	72	149
17	274	38	50	88	64	64	128
18	218	22	39	61	50	66	116
19	290	30	58	88	60	83	143
20	458	64	83	147	99	112	211
21	220	42	23	65	64	44	108
22	221	13	50	63	45	61	106
23	199	24	48	72	29	56	85
24	227	25	37	62	54	72	126
25	262	36	64	100	50	70	120
26	279	41	65	106	46	73	119
27	185	15	44	59	39	59	98
28	335	42	41	83	93	90	183
29	202	10	49	59	41	64	105
30	281	34	75	109	30	60	90
31	301	22	59	81	60	103	163
32	409	44	91	135	60	125	185
33	282	38	66	104	50	79	129
34	347	52	56	108	69	92	161
35	164	15	31	46	27	68	95
36	109	17	15	32	39	27	66
37	280	51	60	111	53	65	118
38	316	37	86	123	56	63	119
39	163	13	44	57	34	53	87
40	498	85	74	159	124	122	246
41	380	43	77	120	51	116	167
42	132	24	6	30	58	16	74
43							

	270	27	51	78	61	90	151
44	137	9	30	39	26	45	71
45	229	37	46	83	56	49	105
46	275	45	43	88	74	69	143
47	162	15	27	42	46	52	98
48	265	36	43	79	69	68	137
49	383	62	57	119	80	86	166
50	607	130	91	221	160	89	249
51	350	87	52	139	89	58	147
52	286	52	51	103	59	60	119
	14,841	2,031	2,626	4,657	3,569	3,872	7,441

UTICA

01	102	N/A	25	25	N/A	48	48
02	279	N/A	80	80	N/A	133	133
03	222	N/A	62	62	N/A	117	117
	603	N/A	167	167	N/A	298	298

WARREN

01	45	3	4	7	8	26	34
02	120	9	11	20	30	63	93
03	132	5	7	12	26	69	95
04	218	10	24	34	40	111	151
06	122	5	14	19	28	59	87
08	147	10	12	22	34	73	107
10	250	14	28	42	74	97	171
11	128	2	17	19	21	64	85
12	186	12	32	44	36	85	121
13	235	18	21	39	51	98	149
15	64	3	5	8	11	38	49
16	67	1	7	8	22	29	51
17	74	6	5	11	15	34	49
18	78	5	9	14	14	45	59
20	86	3	13	16	14	44	58
21	69	2	9	11	17	33	50
22	69	3	6	9	8	42	50
23	93	3	14	17	25	39	64
24	118	2	17	19	23	57	80
26	115	2	26	28	23	59	82
27	74	3	12	15	11	34	45
28	115	7	16	23	25	57	82
29	280	10	37	47	66	125	191
32	109	2	18	20	24	56	80
33	94	4	14	18	13	42	55
34	142	5	19	24	34	70	104
36	153	2	20	22	42	72	114
37	126	7	13	20	32	65	97
38	97	3	12	15	18	54	72
39	153	4	18	22	43	61	104
40	137	15	23	38	34	46	80
41	129	5	15	20	40	57	97

42	338	22	23	45	121	106	227
43	39	0	4	4	10	22	32
45	160	10	16	26	41	61	102
46	306	16	42	58	69	130	199
47	99	6	13	19	22	44	66
48	383	33	27	60	154	114	268
49	152	5	23	28	50	57	107
50	272	19	56	75	60	103	163
52	133	3	13	16	20	82	102
53	284	31	34	65	82	102	184
55	227	28	24	52	75	65	140
56	260	23	25	48	92	68	160
58	304	29	33	62	113	78	191
60	229	17	41	58	59	70	129
61	280	26	26	52	97	91	188
62	303	29	27	56	112	85	197
63	219	28	29	57	64	72	136
64	265	34	33	67	84	74	158
66	229	24	32	56	67	76	143
67	313	36	39	75	105	87	192
68	238	19	26	45	64	95	159
69	246	15	11	26	81	104	185
70	227	11	25	36	68	86	154
71	238	17	32	49	75	78	153
72	164	11	34	45	31	55	86
72A	67	0	8	8	15	35	50
73	278	24	33	57	64	100	164
74	474	45	39	84	123	164	287
76	283	26	31	57	83	104	187
78	313	19	37	56	104	89	193
80	282	37	46	83	71	83	154
81	159	7	12	19	64	60	124
82	332	43	40	83	116	87	203
84	278	22	44	66	84	81	165
85	285	28	33	61	77	91	168
86	454	41	45	86	136	143	279
88	223	27	25	52	81	52	133
90	224	33	26	59	78	53	131
92	161	17	17	34	55	54	109
93	248	19	36	55	69	90	159
94	310	31	34	65	123	83	206
96	264	24	41	65	89	78	167
97	282	21	37	58	71	97	168
98	216	26	29	55	48	77	125
99	130	12	16	28	39	43	82
99A	342	58	36	94	89	98	187
100	140	13	21	34	38	42	80
101	211	20	40	60	53	67	120

102	208	10	34	44	50	82	132
103	231	16	32	48	77	73	150
105	246	23	47	70	58	81	139
106	445	69	52	121	154	87	241
108	323	35	46	81	97	96	193
109	305	28	40	68	66	115	181
110	281	30	27	57	99	74	173
	17,928	1,481	2,190	3,671	5,089	6,388	11,477
WASHINGTON TOWNSHIP							
01	434	53	129	182	24	29	53
02	800	169	199	368	89	91	180
03	788	159	261	420	27	52	79
04	416	57	123	180	48	69	117
05	769	117	287	404	29	36	65
06	766	182	264	446	47	41	88
07	648	119	227	346	37	44	81
08	575	109	178	287	48	54	102
09	608	62	225	287	40	64	104
	5,804	1,027	1,893	2,920	389	480	869
TOTALS							
	124,010	13,636	24,648	38,284	23,265	35,867	59,132

■ Yellow in the TOTALS column means precinct hasn't reported
N/A indicates AV (Absentee) results are included in Elec Day results

These same results may also be obtained via:

- > Election Telephone Hotline: 586.469.5209
- > 24-Hour Fax (Within MI): 1.888.99.CLERK (request document number 6700)
- > 24-Hour Fax (Outside of MI): 1.310.575.5035 (request document number 6700)



Election Results

U.S. Representative - District 10 One 2-year term

Official results, updated August 18, 9:55 AM

[Race List](#) | [Race Summary](#) | [Race Details](#) | [Race Details \(Printer Friendly\)](#)

POLL BOOK TOTALS	Candice S. Miller (REP)			Robert Denison (DEM)			
	AV	Elec Day	TOTAL	AV	Elec Day	TOTAL	
ARMADA TOWNSHIP							
01	790	116	320	436	40	60	100
02	449	54	212	266	17	44	61
	1,239	170	532	702	57	104	161
BRUCE TOWNSHIP							
01	526	122	198	320	23	38	61
02	923	214	444	658	16	43	59
03	507	123	207	330	26	37	63
04	565	119	255	374	10	37	47
	2,521	578	1,104	1,682	75	155	230
CHESTERFIELD CHARTER TOWNSHIP							
01	437	N/A	178	178	N/A	155	155
02	342	N/A	144	144	N/A	120	120
03	396	N/A	147	147	N/A	152	152
04	126	N/A	48	48	N/A	50	50
05	457	N/A	169	169	N/A	175	175
06	352	N/A	174	174	N/A	111	111
07	373	N/A	154	154	N/A	147	147
08	366	N/A	160	160	N/A	121	121
09	309	N/A	98	98	N/A	133	133

 Yellow in the TOTALS column means precinct hasn't reported
 N/A indicates AV (Absentee) results are included in Elec Day results

These same results may also be obtained via:

- > Election Telephone Hotline: 586.469.5209
- > 24-Hour Fax (Within MI): 1.888.99.CLERK (request document number 6700)
- > 24-Hour Fax (Outside of MI): 1.310.575.5035 (request document number 6700)



Election Results

U.S. Representative - District 10 One 2-year term

Official results, updated August 18, 9:55 AM

[Race List](#) | [Race Summary](#) | [Race Details](#) | [Race Details \(Printer Friendly\)](#)

POLL BOOK TOTALS	Candice S. Miller (REP)			Robert Denison (DEM)			
	AV	Elec Day	TOTAL	AV	Elec Day	TOTAL	
ARMADA TOWNSHIP							
01	790	116	320	436	40	60	100
02	449	54	212	266	17	44	61
	1,239	170	532	702	57	104	161
BRUCE TOWNSHIP							
01	526	122	198	320	23	38	61
02	923	214	444	658	16	43	59
03	507	123	207	330	26	37	63
04	565	119	255	374	10	37	47
	2,521	578	1,104	1,682	75	155	230
CHESTERFIELD CHARTER TOWNSHIP							
01	437	N/A	178	178	N/A	155	155
02	342	N/A	144	144	N/A	120	120
03	396	N/A	147	147	N/A	152	152
04	126	N/A	48	48	N/A	50	50
05	457	N/A	169	169	N/A	175	175
06	352	N/A	174	174	N/A	111	111
07	373	N/A	154	154	N/A	147	147
08	366	N/A	160	160	N/A	121	121
09	309	N/A	98	98	N/A	133	133
10	607	N/A	303	303	N/A	171	171
11	201	N/A	63	63	N/A	85	85
12	220	N/A	88	88	N/A	79	79
13	352	N/A	127	127	N/A	134	134
14	167	N/A	65	65	N/A	65	65
15	57	N/A	15	15	N/A	30	30
16	206	N/A	83	83	N/A	80	80
17	115	N/A	36	36	N/A	48	48
18	227	N/A	89	89	N/A	92	92
19	202	N/A	78	78	N/A	79	79
20	234	N/A	107	107	N/A	79	79
	5,746	N/A	2,326	2,326	N/A	2,106	2,106
HARRISON CHARTER TOWNSHIP							
01	388	82	90	172	41	85	126
02	292	51	64	115	46	51	97
03	351	45	121	166	38	62	100

04	664	117	235	352	48	92	140
05	598	119	204	323	54	77	131
06	570	83	213	296	52	85	137
07	672	113	197	310	80	104	184
08	87	5	8	13	33	17	50
09	455	124	148	272	51	40	91
10	388	61	121	182	38	83	121
11	284	61	54	115	55	45	100
12	165	22	36	58	28	36	64
	4,914	883	1,491	2,374	564	777	1,341

LENOX TOWNSHIP

01	406	N/A	94	94	N/A	156	156
02	472	N/A	107	107	N/A	223	223
03	536	N/A	96	96	N/A	295	295
04	193	N/A	44	44	N/A	112	112
	1,607	N/A	341	341	N/A	786	786

MACOMB TOWNSHIP

01	184	23	56	79	34	39	73
02	330	59	70	129	45	78	123
03	202	20	64	84	16	54	70
04	279	26	81	107	27	88	115
05	268	34	93	127	46	45	91
06	298	79	43	122	77	47	124
07	255	40	66	106	24	65	89
08	253	54	62	116	30	54	84
09	134	30	39	69	11	25	36
10	213	19	55	74	36	68	104
11	317	49	82	131	31	84	115
12	287	52	71	123	31	66	97
13	217	26	85	111	11	51	62
14	281	38	67	105	36	77	113
15	319	86	58	144	59	48	107
16	211	19	66	85	24	61	85
17	207	19	70	89	18	56	74
18	193	24	30	54	46	60	106
19	68	9	12	21	9	19	28
20	190	28	55	83	23	49	72
21	324	56	62	118	81	45	126
22	343	61	73	134	61	58	119
23	366	88	69	157	64	51	115
24	288	46	69	115	57	54	111
25	117	14	29	43	6	35	41
26	120	15	26	41	19	27	46
27	122	6	48	54	16	19	35
28	125	14	34	48	9	39	48
29	150	6	50	56	14	49	63
30	213	25	62	87	29	44	73
31	142	26	23	49	29	32	61

32	134	13	60	73	7	33	40
33	211	29	48	77	44	44	88
34	164	13	53	66	23	41	64
35	132	17	35	52	14	36	50
	7,657	1,163	1,966	3,129	1,107	1,741	2,848

MEMPHIS

01	92	N/A	51	51	N/A	25	25
	92	N/A	51	51	N/A	25	25

NEW BALTIMORE

01	257	20	47	67	42	78	120
02	256	42	62	104	41	53	94
03	401	34	96	130	71	98	169
04	314	52	59	111	76	51	127
05	333	37	89	126	48	77	125
	1,561	185	353	538	278	357	635

RAY TOWNSHIP

01	405	66	207	273	9	30	39
02	588	107	258	365	20	47	67
	993	173	465	638	29	77	106

RICHMOND TOWNSHIP

01	255	N/A	147	147	N/A	59	59
02	217	N/A	112	112	N/A	53	53
	472	N/A	259	259	N/A	112	112

RICHMOND CITY

01	511	N/A	188	188	N/A	207	207
02	331	N/A	135	135	N/A	122	122
	842	N/A	323	323	N/A	329	329

SHELBY TOWNSHIP

01	648	111	296	407	34	48	82
02	526	117	197	314	49	65	114
03	266	37	108	145	22	39	61
04	451	74	181	255	34	38	72
05	562	140	188	328	53	57	110
06	202	17	65	82	16	41	57
07	730	183	267	450	43	68	111
08	365	77	165	242	19	36	55
09	193	24	77	101	23	29	52
10	338	60	128	188	27	36	63
11	364	48	122	170	28	63	91
12	532	115	210	325	22	44	66
13	346	84	132	216	14	41	55
14	518	71	246	317	21	42	63
15	335	51	145	196	15	29	44
16	691	167	278	445	29	56	85
17	575	97	256	353	24	53	77
18	340	85	125	210	32	24	56
19	393	85	177	262	18	30	48
20	244	38	74	112	38	25	63
21	122	17	29	46	12	27	39

22	748	198	287	485	34	56	90
23	658	159	302	461	22	32	54
24	819	164	386	550	36	53	89
25	527	105	199	304	38	44	82
26	576	177	82	259	130	44	174
27	457	90	120	210	62	56	118
28	829	234	161	395	127	71	198
29	210	10	90	100	15	38	53
	13,565	2,835	5,093	7,928	1,037	1,285	2,322

STERLING HEIGHTS

11	394	75	60	135	82	78	160
12	305	31	62	93	61	70	131
14	137	25	29	54	45	18	63
17	274	38	51	89	63	56	119
18	218	23	39	62	41	59	100
19	290	32	66	98	53	66	119
20	458	68	92	160	92	90	182
21	220	51	27	78	52	40	92
22	221	19	50	69	44	44	88
23	199	23	50	73	27	46	73
24	227	31	38	69	49	61	110
25	262	38	70	108	40	58	98
26	279	43	67	110	39	62	101
27	185	15	48	63	36	54	90
28	335	46	42	88	83	72	155
29	202	10	51	61	33	52	85
30	281	37	83	120	27	55	82
31	301	22	65	87	55	85	140
32	409	51	105	156	52	97	149
33	282	43	73	116	43	67	110
34	347	53	67	120	65	79	144
35	164	16	34	50	25	56	81
36	109	17	14	31	35	23	58
37	280	50	64	114	45	50	95
38	316	41	99	140	54	52	106
39	163	13	48	61	34	46	80
40	498	88	86	174	108	108	216
41	380	44	89	133	40	86	126
42	132	26	7	33	53	15	68
43	270	29	60	89	51	74	125
44	137	10	36	46	24	35	59
45	229	41	51	92	51	45	96
48	265	39	52	91	56	53	109
49	383	76	69	145	67	67	134
50	607	139	101	240	136	74	210
51	350	88	54	142	68	49	117
52	286	63	62	125	49	52	101
	10,395	1,554	2,161	3,715	1,978	2,194	4,172

UTICA							
01	102	N/A	30	30	N/A	40	40
02	279	N/A	94	94	N/A	100	100
03	222	N/A	67	67	N/A	102	102
	603	N/A	191	191	N/A	242	242
WASHINGTON TOWNSHIP							
01	434	70	192	262	21	24	45
02	800	207	248	455	81	80	161
03	788	191	353	544	24	43	67
04	416	70	155	225	44	65	109
05	769	173	366	539	23	28	51
06	766	207	339	546	37	29	66
07	648	148	284	432	34	39	73
08	575	133	228	361	42	45	87
09	608	82	298	380	39	54	93
	5,804	1,281	2,463	3,744	345	407	752
TOTALS							
	58,011	8,822	19,119	27,941	5,470	10,697	16,167

■ Yellow in the TOTALS column means precinct hasn't reported
 N/A indicates AV (Absentee) results are included in Elec Day results

These same results may also be obtained via:

- > Election Telephone Hotline: 586.469.5209
- > 24-Hour Fax (Within MI): 1.888.99.CLERK (request document number 6700)
- > 24-Hour Fax (Outside of MI): 1.310.575.5035 (request document number 6700)



Election Results

U.S. Representative - District 12 One 2-year term

Official results, updated August 18, 9:55 AM

[Race List](#) | [Race Summary](#) | [Race Details](#) | [Race Details \(Printer Friendly\)](#)

POLL BOOK TOTALS	Bert Copple (REP)			Sander Levin (DEM)			
	AV	Elec Day	TOTAL	AV	Elec Day	TOTAL	
CENTER LINE							
01	364	11	43	54	76	164	240
02	246	17	26	43	69	84	153
03	316	10	32	42	89	134	223
04	183	6	32	38	23	88	111
05	225	10	26	36	60	100	160
	1,334	54	159	213	317	570	887
CLINTON TOWNSHIP							
01	348	67	34	101	111	72	183
02	144	23	18	41	32	39	71
03	195	13	21	34	55	85	140
04	197	12	24	36	87	41	128
05	107	3	0	3	22	58	80
06	327	39	32	71	90	96	186
07	194	19	27	46	64	52	116
08	239	24	34	58	57	73	130
09	199	20	29	49	43	71	114
10	537	101	45	146	160	100	260
11	244	14	28	42	47	92	139
12	128	14	13	27	38	45	83

■ Yellow in the TOTALS column means precinct hasn't reported
N/A indicates AV (Absentee) results are included in Elec Day results

These same results may also be obtained via:

- > Election Telephone Hotline: 586.469.5209
- > 24-Hour Fax (Within MI): 1.888.99.CLERK (request document number 6700)
- > 24-Hour Fax (Outside of MI): 1.310.575.5035 (request document number 6700)



Election Results

U.S. Representative - District 12 One 2-year term

Official results, updated August 18, 9:55 AM

[Race List](#) | [Race Summary](#) | [Race Details](#) | [Race Details \(Printer Friendly\)](#)

POLL BOOK TOTALS	Bert Copple (REP)			Sander Levin (DEM)			
	AV	Elec Day	TOTAL	AV	Elec Day	TOTAL	
CENTER LINE							
01	364	11	43	54	76	164	240
02	246	17	26	43	69	84	153
03	316	10	32	42	89	134	223
04	183	6	32	38	23	88	111
05	225	10	26	36	60	100	160
	1,334	54	159	213	317	570	887
CLINTON TOWNSHIP							
01	348	67	34	101	111	72	183
02	144	23	18	41	32	39	71
03	195	13	21	34	55	85	140
04	197	12	24	36	87	41	128
05	107	3	0	3	22	58	80
06	327	39	32	71	90	96	186
07	194	19	27	46	64	52	116
08	239	24	34	58	57	73	130
09	199	20	29	49	43	71	114
10	537	101	45	146	160	100	260
11	244	14	28	42	47	92	139
12	128	14	13	27	38	45	83
13	177	9	24	33	35	72	107
14	123	13	11	24	42	34	76
15	268	20	45	65	66	78	144
16	324	54	38	92	110	65	175
17	240	21	24	45	62	83	145
18	330	33	51	84	97	80	177
19	353	49	47	96	71	68	139
20	192	12	24	36	44	77	121
21	221	13	21	34	88	54	142
22	256	26	17	43	94	83	177
23	455	63	60	123	123	115	238
24	270	52	27	79	76	53	129
25	243	30	27	57	77	60	137
26	453	68	64	132	121	90	211
27	328	63	40	103	110	66	176
28							

	68	2	4	6	24	28	52
29	438	54	93	147	80	115	195
30	288	36	38	74	85	80	165
31	230	17	21	38	45	101	146
32	289	61	37	98	68	49	117
33	399	43	32	75	117	102	219
34	66	5	11	16	17	21	38
35	685	101	59	160	250	98	348
36	313	37	37	74	91	74	165
37	496	79	49	128	165	106	271
38	280	26	86	112	28	70	98
39	334	61	36	97	117	63	180
40	370	25	73	98	84	111	195
41	307	32	33	65	99	80	179
42	346	42	31	73	140	73	213
43	143	31	16	47	27	37	64
44	500	76	50	126	137	103	240
45	293	58	37	95	59	73	132
46	491	119	29	148	176	42	218
	13,428	1,780	1,597	3,377	3,831	3,328	7,159

EASTPOINTE

01	329	N/A	53	53	N/A	209	209
02	378	N/A	64	64	N/A	235	235
03	467	N/A	86	86	N/A	292	292
04	428	N/A	88	88	N/A	272	272
05	371	N/A	71	71	N/A	219	219
06	311	N/A	47	47	N/A	193	193
07	438	N/A	55	55	N/A	295	295
08	343	N/A	44	44	N/A	247	247
09	293	N/A	59	59	N/A	157	157
10	279	N/A	44	44	N/A	166	166
11	327	N/A	47	47	N/A	217	217
12	419	N/A	80	80	N/A	260	260
13	413	N/A	88	88	N/A	244	244
14	532	N/A	112	112	N/A	323	323
	5,328	N/A	938	938	N/A	3,329	3,329

FRASER

01	258	8	37	45	69	96	165
02	397	32	69	101	77	132	209
03	580	49	76	125	188	158	346
04	337	36	53	89	82	94	176
05	157	9	25	34	41	40	81
06	415	47	67	114	71	146	217
07	260	32	25	57	77	80	157
	2,404	213	352	565	605	746	1,351

LAKE TOWNSHIP

01	21	N/A	12	12	N/A	1	1
	21	N/A	12	12	N/A	1	1

MT. CLEMENS

01	240	2	9	11	76	121	197
02	425	23	46	69	67	196	263
03	200	10	29	39	36	78	114
04	209	11	34	45	28	104	132
05	221	11	5	16	89	91	180
06	231	7	28	35	37	107	144
08	177	12	24	36	52	72	124
09	415	41	42	83	109	140	249
	2,118	117	217	334	494	909	1,403

ROSEVILLE

01	166	7	21	28	45	65	110
02	216	8	13	21	71	83	154
03	322	15	27	42	147	86	233
04	259	18	24	42	105	71	176
05	402	29	42	71	140	122	262
06	265	10	33	43	59	113	172
07	177	7	18	25	45	75	120
08	323	18	34	52	92	128	220
09	287	26	35	61	98	93	191
10	152	11	12	23	48	55	103
11	185	4	21	25	84	55	139
12	218	24	18	42	69	75	144
13	185	11	18	29	62	67	129
14	281	13	28	41	86	99	185
15	459	48	36	84	157	123	280
16	475	30	36	66	164	159	323
17	202	9	21	30	67	78	145
18	369	35	49	84	109	94	203
19	225	8	34	42	48	88	136
20	270	18	46	64	73	81	154
21	255	22	30	52	86	67	153
	5,693	371	596	967	1,855	1,877	3,732

ST. CLAIR SHORES

01	906	187	131	318	207	190	397
02	517	66	67	133	119	164	283
03	547	74	70	144	113	176	289
04	403	47	65	112	95	126	221
05	568	38	66	104	122	226	348
06	598	54	62	116	163	202	365
07	383	21	52	73	68	167	235
08	560	60	56	116	156	178	334
09	377	60	36	96	120	85	205
10	672	72	104	176	171	202	373
11	313	28	39	67	86	81	167
12	681	81	110	191	144	213	357
13	859	145	133	278	177	219	396
14	245	16	33	49	55	83	138
15	623	72	73	145	155	174	329

16	685	85	94	179	212	167	379
17	688	74	91	165	185	202	387
18	542	59	72	131	121	164	285
19	485	47	64	111	129	133	262
20	408	41	59	100	84	117	201
21	487	36	60	96	117	171	288
22	391	31	65	96	72	128	200
23	543	47	72	119	146	169	315
24	818	116	70	186	257	183	440
	13,299	1,557	1,744	3,301	3,274	3,920	7,194

STERLING HEIGHTS

01	295	41	43	84	84	71	155
02	363	49	58	107	85	101	186
03	382	41	39	80	131	100	231
04	524	52	69	121	147	171	318
05	537	68	58	126	187	132	319
06	447	68	65	133	126	108	234
08	159	12	31	43	41	41	82
09	332	35	63	98	81	79	160
10	356	61	56	117	97	81	178
13	159	22	16	38	36	44	80
15	244	44	31	75	68	52	120
16	211	19	18	37	74	66	140
46	275	43	41	84	74	63	137
47	162	14	27	41	46	50	96
	4,446	569	615	1,184	1,277	1,159	2,436

WARREN

01	45	3	4	7	8	23	31
02	120	9	10	19	30	58	88
03	132	5	7	12	25	63	88
04	218	10	22	32	38	106	144
06	122	5	12	17	27	54	81
08	147	10	12	22	35	70	105
10	250	16	27	43	74	99	173
11	128	2	17	19	20	60	80
12	186	11	28	39	36	81	117
13	235	18	19	37	51	88	139
15	64	3	5	8	9	35	44
16	67	1	6	7	21	27	48
17	74	6	4	10	15	34	49
18	78	5	9	14	15	43	58
20	86	3	12	15	14	41	55
21	69	2	8	10	17	32	49
22	69	3	6	9	8	39	47
23	93	3	13	16	25	36	61
24	118	2	15	17	23	57	80
26	115	2	24	26	24	58	82
27	74	3	10	13	11	32	43
28	115	7	16	23	24	52	76

29	280	10	32	42	67	117	184
32	109	2	19	21	24	49	73
33	94	4	15	19	11	37	48
34	142	5	17	22	35	68	103
36	153	2	17	19	41	69	110
37	126	8	12	20	32	61	93
38	97	3	11	14	18	47	65
39	153	4	18	22	40	62	102
40	137	15	24	39	32	45	77
41	129	5	13	18	40	52	92
42	338	22	23	45	118	103	221
43	39	0	3	3	10	19	29
45	160	9	17	26	38	59	97
46	306	17	39	56	70	125	195
47	99	5	10	15	22	41	63
48	383	32	25	57	151	108	259
49	152	5	19	24	50	53	103
50	272	19	52	71	58	99	157
52	133	3	14	17	20	73	93
53	284	31	33	64	81	94	175
55	227	28	24	52	71	59	130
56	260	20	24	44	92	69	161
58	304	29	31	60	111	76	187
60	229	17	38	55	57	66	123
61	280	26	25	51	95	89	184
62	303	21	25	46	110	76	186
63	219	27	31	58	64	71	135
64	265	33	30	63	76	72	148
66	229	23	28	51	66	72	138
67	313	36	34	70	101	76	177
68	238	17	26	43	65	83	148
69	246	13	10	23	76	98	174
70	227	10	24	34	69	81	150
71	238	17	25	42	75	73	148
72	164	9	29	38	31	53	84
72A	67	0	8	8	15	34	49
73	278	24	31	55	65	96	161
74	474	43	39	82	120	147	267
76	283	27	30	57	81	102	183
78	313	19	36	55	102	81	183
80	282	36	43	79	71	76	147
81	159	7	11	18	62	56	118
82	332	42	40	82	115	82	197
84	278	21	41	62	84	74	158
85	285	27	33	60	76	87	163
86	454	40	40	80	132	137	269
88	223	25	26	51	81	51	132
90	224	33	26	59	79	50	129

92	161	17	16	33	53	48	101
93	248	18	30	48	65	86	151
94	310	30	32	62	120	81	201
96	264	23	38	61	88	71	159
97	282	22	32	54	70	95	165
98	216	23	28	51	44	73	117
99	130	11	16	27	39	42	81
99A	342	56	34	90	90	95	185
100	140	13	17	30	38	40	78
101	211	18	38	56	52	67	119
102	208	10	31	41	52	76	128
103	231	16	29	45	76	65	141
105	246	22	45	67	57	78	135
106	445	69	48	117	153	75	228
108	323	34	44	78	98	94	192
109	305	28	39	67	63	108	171
110	281	30	24	54	97	75	172
	17,928	1,440	2,048	3,488	5,005	6,025	11,030
TOTALS							
	65,999	6,101	8,278	14,379	16,658	21,864	38,522

■ Yellow in the TOTALS column means precinct hasn't reported
N/A indicates AV (Absentee) results are included in Elec Day results

These same results may also be obtained via:

- > Election Telephone Hotline: 586.469.5209
- > 24-Hour Fax (Within MI): 1.888.99.CLERK (request document number 6700)
- > 24-Hour Fax (Outside of MI): 1.310.575.5035 (request document number 6700)



Election Results

State Representative - District 24 One 2-year term

Official results, updated August 18, 9:55 AM

[Race List](#) | [Race Summary](#) | [Race Details](#) | [Race Details \(Printer Friendly\)](#)

POLL BOOK TOTALS	Bryan Brandenburg (REP)			David P. Cavanagh (DEM)			Derek A. Kuttner (DEM)			Greg Conrad (DEM)			Howard O. Trerice, Jr. (DEM)			Jack Downey (DEM)			Michael A. Lavis (DEM)			Sarah M. (DEM)	
	AV	Elec Day	TOTAL	AV	Elec Day	TOTAL	AV	Elec Day	TOTAL	AV	Elec Day	TOTAL	AV	Elec Day	TOTAL	AV	Elec Day	TOTAL	AV	Elec Day	TOTAL	AV	Elec Day
HARRISON CHARTER TOWNSHIP																							
01	388	77	85	162	15	31	46	0	0	0	1	0	1	2	1	3	6	3	9	0	1	1	3
02	292	43	57	100	10	18	28	0	1	1	1	3	4	0	0	0	8	3	11	1	1	2	1
03	351	36	101	137	9	7	16	0	0	0	0	1	1	0	2	2	4	5	9	0	0	0	0
04	664	104	225	329	6	25	31	0	5	5	0	1	1	2	3	5	6	5	11	0	0	0	3
05	598	103	176	279	7	20	27	1	2	3	2	0	2	0	2	2	6	4	10	1	2	3	3
06	570	74	184	258	21	21	42	0	1	1	0	1	1	0	5	5	2	5	7	0	2	2	5
07	672	100	173	273	12	26	38	0	0	0	3	0	3	0	2	2	8	9	17	0	2	2	4
08	87	5	8	13	4	5	9	0	0	0	0	0	0	0	1	1	0	1	1	0	0	0	0
09	455	102	127	229	17	10	27	1	0	1	0	3	3	2	0	2	5	4	9	0	0	0	3
10	388	55	103	158	2	24	26	0	0	0	2	1	3	0	0	0	8	9	17	1	0	1	2
11	284	60	54	114	9	8	17	1	0	1	1	0	1	0	1	1	5	6	11	1	1	2	4
12	165	20	35	55	5	7	12	0	1	1	0	1	1	0	2	2	1	3	4	1	0	1	3
	4,914	779	1,328	2,107	117	202	319	3	10	13	10	11	21	6	19	25	59	57	116	5	9	14	31
LAKE TOWNSHIP																							
01	21	N/A	12	12	N/A	0	0	N/A	0	0	N/A	1	1	N/A	0	0	N/A	0	0	N/A	0	0	N/A
	21	N/A	12	12	N/A	0	0	N/A	0	0	N/A	1	1	N/A	0	0	N/A	0	0	N/A	0	0	N/A
ST. CLAIR SHORES																							

■ Yellow in the TOTALS column means precinct hasn't reported
 N/A indicates AV (Absentee) results are included in Elec Day results

These same results may also be obtained via:

- > Election Telephone Hotline: 586.469.5209
- > 24-Hour Fax (Within MI): 1.888.99.CLERK (request document number 6700)
- > 24-Hour Fax (Outside of MI): 1.310.575.5035 (request document number 6700)



Election Results

State Representative - District 24 One 2-year term

Official results, updated August 18, 9:55 AM

[Race List](#) | [Race Summary](#) | [Race Details](#) | [Race Details \(Printer Friendly\)](#)

POLL BOOK TOTALS	Bryan Brandenburg (REP)			David P. Cavanagh (DEM)			Derek A. Kuttner (DEM)			Greg Conrad (DEM)			Howard O. Trerice, Jr. (DEM)			Jack Downey (DEM)			Michael A. Lavis (DEM)			Sarah More (DEM)			Sarah Roberts (DEM)				
	AV	Elec Day	TOTAL	AV	Elec Day	TOTAL	AV	Elec Day	TOTAL	AV	Elec Day	TOTAL	AV	Elec Day	TOTAL	AV	Elec Day	TOTAL	AV	Elec Day	TOTAL	AV	Elec Day	TOTAL	AV	Elec Day	TOTAL	AV	Elec Day
HARRISON CHARTER TOWNSHIP																													
01	388	77	85	162	15	31	46	0	0	0	1	0	1	2	1	3	6	3	9	0	1	1	3	3	6	22	58	80	
02	292	43	57	100	10	18	28	0	1	1	1	3	4	0	0	0	8	3	11	1	1	2	1	5	6	21	20	41	
03	351	36	101	137	9	7	16	0	0	0	0	1	1	0	2	2	4	5	9	0	0	0	0	8	8	25	45	70	
04	664	104	225	329	6	25	31	0	5	5	0	1	1	2	3	5	6	5	11	0	0	0	3	8	11	39	57	96	
05	598	103	176	279	7	20	27	1	2	3	2	0	2	0	2	2	6	4	10	1	2	3	3	13	16	39	40	79	
06	570	74	184	258	21	21	42	0	1	1	0	1	1	0	5	5	2	5	7	0	2	2	5	10	15	43	49	92	
07	672	100	173	273	12	26	38	0	0	0	3	0	3	0	2	2	8	9	17	0	2	2	4	8	12	64	71	135	
08	87	5	8	13	4	5	9	0	0	0	0	0	0	0	1	1	0	1	1	0	0	0	0	0	0	30	13	43	
09	455	102	127	229	17	10	27	1	0	1	0	3	3	2	0	2	5	4	9	0	0	0	3	4	7	34	30	64	
10	388	55	103	158	2	24	26	0	0	0	2	1	3	0	0	0	8	9	17	1	0	1	2	6	8	22	55	77	
11	284	60	54	114	9	8	17	1	0	1	1	0	1	0	1	1	5	6	11	1	1	2	4	6	10	34	26	60	
12	165	20	35	55	5	7	12	0	1	1	0	1	1	0	2	2	1	3	4	1	0	1	3	2	5	19	31	50	
	4,914	779	1,328	2,107	117	202	319	3	10	13	10	11	21	6	19	25	59	57	116	5	9	14	31	73	104	392	495	887	
LAKE TOWNSHIP																													
01	21	N/A	12	12	N/A	0	0	N/A	0	0	N/A	1	1	N/A	0	0	N/A	0	0	N/A	0	0	N/A	0	0	N/A	0	0	0
	21	N/A	12	12	N/A	0	0	N/A	0	0	N/A	1	1	N/A	0	0	N/A	0	0	N/A	0	0	N/A	0	0	N/A	0	0	0
ST. CLAIR SHORES																													
01	906	201	142	343	43	33	76	0	1	1	1	0	1	1	1	2	49	35	84	0	2	2	10	10	20	135	119	254	
02	517	71	74	145	13	17	30	0	1	1	0	1	1	0	0	0	27	37	64	0	1	1	4	9	13	78	113	191	
03	547	77	81	158	8	21	29	1	0	1	1	5	6	2	2	4	21	29	50	1	1	2	8	10	18	70	106	176	
04	403	50	71	121	14	17	31	1	4	5	0	0	0	0	2	2	34	18	52	1	2	3	3	3	6	43	72	115	
05	568	43	80	123	8	19	27	0	1	1	0	2	2	0	1	1	31	34	65	3	3	6	6	13	19	78	168	246	
06	598	56	65	121	19	18	37	0	1	1	0	2	2	2	3	5	49	18	67	1	1	2	8	10	18	101	162	263	
07	383	24	55	79	4	24	28	0	0	0	0	1	1	0	2	2	25	31	56	0	1	1	2	5	7	51	107	158	
08	560	68	65	133	32	39	71	4	3	7	1	1	2	1	3	4	45	23	68	3	2	5	4	11	15	66	98	164	
09	377	60	43	103	34	9	43	0	1	1	0	0	0	0	0	0	30	18	48	3	3	6	7	3	10	52	55	107	
10	672	75	126	201	21	16	37	3	0	3	2	7	9	0	1	1	60	27	87	8	4	12	5	11	16	80	140	220	
11	313	33	43	76	5	9	14	0	0	0	0	1	1	1	1	2	30	13	43	2	5	7	7	4	11	48	48	96	
12	681	90	125	215	17	19	36	3	6	9	0	3	3	1	3	4	38	28	66	5	5	10	3	13	16	86	132	218	
13	859	152	145	297	12	21	33	0	2	2	1	1	2	1	0	1	37	30	67	9	6	15	2	14	16	132	162	294	
14	245	18	38	56	3	8	11	0	0	0	1	0	1	0	0	0	16	11	27	1	0	1	2	5	7	33	71	104	
15	623	73	80	153	7	26	33	1	1	2	1	3	4	1	0	1	46	24	70	3	3	6	0	6	6	117	128	245	
16	685	86	106	192	21	24	45	0	2	2	0	1	1	3	2	5	54	19	73	1	2	3	5	5	10	135	127	262	
17	688	81	110	191	29	36	65	2	1	3	1	4	5	2	1	3	51	38	89	2	3	5	3	8	11	108	122	230	
18	542	66	82	148	14	15	29	0	3	3	0	5	5	0	0	0	22	22	44	1	3	4	12	9	21	73	123	196	
19	485	53	73	126	8	16	24	1	0	1	0	3	3	1	0	1	19	18	37	1	0	1	5	9	14	101	103	204	
20	408	47	68	115	10	15	25	1	2	3	0	0	0	0	0	0	14	20	34	0	2	2	4	6	10	61	70	131	
21	487	41	64	105	10	19	29	1	0	1	0	0	0	0	0	0	19	14	33	3	4	7	2	12	14	90	149	239	
22	391	34	79	113	7	13	20	0	0	0	0	0	0	1	1	2	11	20	31	1	8	9	0	10	10	54	79	133	
23	543	53	86	139	13	4	17	0	0	0	0	5	5	0	1	1	38	21	59	1	3	4	7	1	8	96	146	242	
24	818	120	80	200	25	16	41	0	0	0	0	3	3	3	2	5	38	18	56	0	1	1	8	6	14	201	155	356	
	13,299	1,672	1,981	3,653	377	454	831	18	29	47	9	48	57	20	26	46	804	566	1,370	50	65	115	117	193	310	2,089	2,755	4,844	

TOTALS

18,234	2,451	3,321	5,772	494	656	1,150	21	39	60	19	60	79	26	45	71	863	623	1,486	55	74	129	148	266	414	2,481	3,250	5,731
--------	-------	-------	-------	-----	-----	-------	----	----	----	----	----	----	----	----	----	-----	-----	-------	----	----	-----	-----	-----	-----	-------	-------	-------

■ Yellow in the TOTALS column means precinct hasn't reported
N/A indicates AV (Absentee) results are included in Elec Day results

These same results may also be obtained via:

- > Election Telephone Hotline: 586.469.5209
- > 24-Hour Fax (Within MI): 1.888.99.CLERK (request document number 6700)
- > 24-Hour Fax (Outside of MI): 1.310.575.5035 (request document number 6700)



Election Results

State Representative - District 25 One 2-year term

Official results, updated August 18, 9:55 AM

[Race List](#) | [Race Summary](#) | [Race Details](#) | [Race Details \(Printer Friendly\)](#)

POLL BOOK TOTALS	Hawke Fracassa (REP)			Michael J. Wiecek (REP)			Jon M. Switalski (DEM)			
	AV	Elec Day	TOTAL	AV	Elec Day	TOTAL	AV	Elec Day	TOTAL	
STERLING HEIGHTS										
01	295	8	11	19	35	41	76	84	67	151
02	363	19	21	40	32	44	76	87	98	185
03	382	12	14	26	31	26	57	140	105	245
04	524	17	14	31	34	60	94	155	178	333
05	537	15	16	31	53	55	108	195	134	329
06	447	18	22	40	55	58	113	135	108	243
08	159	6	10	16	6	27	33	41	42	83
09	332	4	19	23	32	49	81	79	80	159
10	356	17	21	38	44	42	86	106	83	189
14	137	6	9	15	17	23	40	46	19	65
15	244	7	11	18	33	20	53	67	53	120
16	211	7	7	14	10	14	24	72	68	140
46	275	9	4	13	35	44	79	74	66	140
47	162	3	12	15	12	15	27	47	51	98
	4,424	148	191	339	429	518	947	1,328	1,152	2,480
WARREN										
58	304	12	17	29	19	25	44	110	76	186
60	229	6	13	19	11	28	39	54	61	115
61	280	9	18	27	19	12	31	96	89	185

■ Yellow in the TOTALS column means precinct hasn't reported
N/A indicates AV (Absentee) results are included in Elec Day results

These same results may also be obtained via:

- > Election Telephone Hotline: 586.469.5209
- > 24-Hour Fax (Within MI): 1.888.99.CLERK (request document number 6700)
- > 24-Hour Fax (Outside of MI): 1.310.575.5035 (request document number 6700)

	248	3	19	22	16	22	38	62	89	151
94	310	17	16	33	17	23	40	116	78	194
96	264	7	16	23	18	26	44	88	71	159
97	282	2	17	19	24	33	57	71	92	163
98	216	10	11	21	18	23	41	44	78	122
99	130	5	8	13	9	10	19	39	41	80
99A	342	20	25	45	44	18	62	85	99	184
100	140	8	13	21	6	11	17	41	43	84
101	211	9	14	23	11	28	39	53	66	119
102	208	5	14	19	8	23	31	51	79	130
103	231	5	10	15	13	27	40	74	71	145
105	246	8	31	39	17	18	35	55	72	127
106	445	30	29	59	50	39	89	153	83	236
108	323	12	21	33	22	26	48	99	92	191
109	305	5	21	26	25	34	59	66	111	177
110	281	10	11	21	21	25	46	102	69	171
	9,005	369	544	913	645	753	1,398	2,706	2,592	5,298
TOTALS										
	13,429	517	735	1,252	1,074	1,271	2,345	4,034	3,744	7,778

■ Yellow in the TOTALS column means precinct hasn't reported
 N/A indicates AV (Absentee) results are included in Elec Day results

These same results may also be obtained via:

- > Election Telephone Hotline: 586.469.5209
- > 24-Hour Fax (Within MI): 1.888.99.CLERK (request document number 6700)
- > 24-Hour Fax (Outside of MI): 1.310.575.5035 (request document number 6700)



Election Results

State Representative - District 28 One 2-year term

Official results, updated August 18, 9:55 AM

[Race List](#) | [Race Summary](#) | [Race Details](#) | [Race Details \(Printer Friendly\)](#)

POLL BOOK TOTALS	Jason E. Balaska (REP)			Alan Shepperd (DEM)			Gloria Sankuer (DEM)			John Vostoris (DEM)			Lesia Liss (DEM)			Marlon I. Brown (DEM)			Paul Clark (DEM)			
	AV	Elec Day	TOTAL	AV	Elec Day	TOTAL	AV	Elec Day	TOTAL	AV	Elec Day	TOTAL	AV	Elec Day	TOTAL	AV	Elec Day	TOTAL	AV	Elec Day	TOTAL	
CENTER LINE																						
01	364	11	46	57	0	4	4	31	38	69	14	19	33	18	40	58	3	30	33	1	9	10
02	246	17	26	43	4	3	7	19	25	44	6	6	12	18	22	40	6	11	17	2	2	4
03	316	10	34	44	4	3	7	31	21	52	11	18	29	18	34	52	0	18	18	2	9	11
04	183	6	33	39	0	6	6	11	15	26	2	5	7	5	30	35	0	9	9	0	2	2
05	225	10	27	37	2	3	5	16	19	35	11	9	20	9	36	45	2	5	7	0	2	2
	1,334	54	166	220	10	19	29	108	118	226	44	57	101	68	162	230	11	73	84	5	24	29
WARREN																						
01	45	3	4	7	1	1	2	2	5	7	0	7	7	3	5	8	1	2	3	1	1	2
02	120	9	10	19	1	2	3	6	13	19	9	16	25	8	18	26	3	5	8	0	0	0
03	132	5	7	12	1	1	2	8	23	31	3	10	13	6	13	19	1	9	10	0	3	3
04	218	10	22	32	3	1	4	11	21	32	5	13	18	15	33	48	0	17	17	1	5	6
06	122	5	12	17	2	0	2	5	12	17	2	14	16	8	16	24	1	10	11	2	2	4
08	147	10	12	22	0	2	2	10	9	19	11	11	22	14	38	52	0	10	10	0	2	2
10	250	17	27	44	2	2	4	11	15	26	11	22	33	14	19	33	24	46	70	4	1	5
11	128	2	14	16	1	1	2	5	10	15	2	15	17	6	28	34	3	16	19	2	0	2
12	186	12	31	43	0	4	4	11	11	22	4	13	17	16	26	42	0	18	18	1	0	1
13	235	16	20	36	1	2	3	9	14	23	9	13	22	26	37	63	6	31	37	0	3	3

■ Yellow in the TOTALS column means precinct hasn't reported
N/A indicates AV (Absentee) results are included in Elec Day results

These same results may also be obtained via:

- > Election Telephone Hotline: 586.469.5209
- > 24-Hour Fax (Within MI): 1.888.99.CLERK (request document number 6700)
- > 24-Hour Fax (Outside of MI): 1.310.575.5035 (request document number 6700)



State Representative - District 28

One 2-year term

Official results, updated August 18, 9:55 AM

[Race List](#) | [Race Summary](#) | [Race Details](#) | [Race Details \(Printer Friendly\)](#)

POLL BOOK TOTALS	Jason E. Balaska (REP)			Alan Shepperd (DEM)			Gloria Sankuer (DEM)			John Vostoris (DEM)			Lesia Liss (DEM)			Marlon I. Brown (DEM)			Paul Clark (DEM)			Roy Gillette (DEM)			Terry L. Wisniewski (DEM)				
	AV	Elec Day	TOTAL	AV	Elec Day	TOTAL	AV	Elec Day	TOTAL	AV	Elec Day	TOTAL	AV	Elec Day	TOTAL	AV	Elec Day	TOTAL	AV	Elec Day	TOTAL	AV	Elec Day	TOTAL	AV	Elec Day	TOTAL	AV	Elec Day
CENTER LINE																													
01	364	11	46	57	0	4	4	31	38	69	14	19	33	18	40	58	3	30	33	1	9	10	17	29	46	3	12	15	
02	246	17	26	43	4	3	7	19	25	44	6	6	12	18	22	40	6	11	17	2	2	4	10	20	30	11	6	17	
03	316	10	34	44	4	3	7	31	21	52	11	18	29	18	34	52	0	18	18	2	9	11	21	29	50	9	11	20	
04	183	6	33	39	0	6	6	11	15	26	2	5	7	5	30	35	0	9	9	0	2	2	4	22	26	4	10	14	
05	225	10	27	37	2	3	5	16	19	35	11	9	20	9	36	45	2	5	7	0	2	2	20	32	52	4	0	4	
	1,334	54	166	220	10	19	29	108	118	226	44	57	101	68	162	230	11	73	84	5	24	29	72	132	204	31	39	70	
WARREN																													
01	45	3	4	7	1	1	2	2	5	7	0	7	7	3	5	8	1	2	3	1	1	2	0	0	0	0	3	3	
02	120	9	10	19	1	2	3	6	13	19	9	16	25	8	18	26	3	5	8	0	0	0	2	1	3	1	9	10	
03	132	5	7	12	1	1	2	8	23	31	3	10	13	6	13	19	1	9	10	0	3	3	1	1	2	12	16	28	
04	218	10	22	32	3	1	4	11	21	32	5	13	18	15	33	48	0	17	17	1	5	6	0	2	2	14	27	41	
06	122	5	12	17	2	0	2	5	12	17	2	14	16	8	16	24	1	10	11	2	2	4	3	1	4	5	13	18	
08	147	10	12	22	0	2	2	10	9	19	11	11	22	14	38	52	0	10	10	0	2	2	0	3	3	6	4	10	
10	250	17	27	44	2	2	4	11	15	26	11	22	33	14	19	33	24	46	70	4	1	5	3	2	5	5	4	9	
11	128	2	14	16	1	1	2	5	10	15	2	15	17	6	28	34	3	16	19	2	0	2	0	1	1	5	4	9	
12	186	12	31	43	0	4	4	11	11	22	4	13	17	16	26	42	0	18	18	1	0	1	2	2	4	0	22	22	
13	235	16	20	36	1	2	3	9	14	23	9	13	22	26	37	63	6	31	37	0	3	3	2	0	2	11	10	21	
15	64	3	5	8	0	0	0	3	5	8	2	4	6	1	23	24	4	2	6	0	1	1	0	1	1	1	4	5	
16	67	1	7	8	1	0	1	9	6	15	4	3	7	2	15	17	1	2	3	2	1	3	2	1	3	2	4	6	
17	74	6	5	11	1	1	2	4	9	13	2	7	9	5	9	14	0	1	1	0	6	6	0	3	3	2	5	7	
18	78	5	9	14	1	0	1	6	11	17	4	17	21	2	6	8	0	1	1	0	3	3	0	2	2	1	5	6	
20	86	3	11	14	0	0	0	6	16	22	5	13	18	2	5	7	0	5	5	1	2	3	0	1	1	0	5	5	
21	69	2	9	11	1	0	1	9	7	16	4	5	9	2	12	14	0	3	3	0	7	7	1	0	1	1	1	2	
22	69	2	6	8	0	2	2	2	13	15	5	10	15	0	11	11	0	0	0	0	5	5	0	2	2	1	3	4	
23	93	3	12	15	1	4	5	10	7	17	3	14	17	4	8	12	1	3	4	2	2	4	2	2	4	2	2	4	
24	118	2	16	18	0	0	0	5	13	18	10	15	25	6	15	21	1	4	5	3	5	8	1	1	2	1	9	10	
26	115	2	24	26	0	0	0	10	9	19	5	9	14	4	21	25	0	1	1	2	14	16	1	2	3	2	3	5	
27	74	3	11	14	1	2	3	4	11	15	3	4	7	2	7	9	2	1	3	4	9	13	0	1	1	0	2	2	
28	115	6	15	21	0	3	3	8	13	21	6	8	14	6	18	24	0	1	1	2	3	5	1	4	5	0	5	5	
29	280	10	36	46	6	1	7	28	34	62	7	20	27	25	38	63	6	18	24	2	6	8	0	2	2	2	13	15	
32	109	2	19	21	2	3	5	11	11	22	4	25	29	2	11	13	1	1	2	2	3	5	0	0	0	3	3	6	
33	94	4	14	18	1	0	1	4	12	16	4	12	16	2	17	19	2	0	2	1	1	2	0	0	0	0	3	3	
34	142	5	18	23	3	4	7	12	10	22	6	36	42	8	17	25	0	2	2	0	0	0	2	0	2	7	1	8	
36	153	2	19	21	0	2	2	9	12	21	8	15	23	16	30	46	1	6	7	1	2	3	2	0	2	5	5	10	
37	126	7	12	19	3	2	5	10	9	19	7	15	22	6	16	22	3	8	11	1	0	1	0	2	2	0	8	8	
38	97	3	11	14	0	2	2	3	10	13	2	7	9	4	20	24	1	3	4	2	5	7	1	4	5	6	6	12	
39	153	4	18	22	0	1	1	4	6	10	12	23	35	21	31	52	2	4	6	4	0	4	0	4	4	4	8	12	
40	137	15	24	39	1	2	3	10	9	19	8	4	12	11	19	30	1	8	9	0	1	1	1	0	1	5	5	10	
41	129	5	15	20	1	0	1	14	13	27	11	19	30	9	11	20	0	2	2	2	1	3	2	3	5	1	8	9	
42	338	22	20	42	6	5	11	34	28	62	21	14	35	56	48	104	1	10	11	0	3	3	3	1	4	17	11	28	
43	39	0	2	2	0	0	0	3	3	6	2	10	12	2	5	7	0	1	1	3	1	4	0	0	0	0	1	1	
45	160	9	17	26	1	1	2	8	9	17	5	11	16	15	27	42	6	12	18	0	3	3	5	1	6	6	5	11	
46	306	17	40	57	0	4	4	18	23	41	16	38	54	28	41	69	4	15	19	0	4	4	4	5	9	4	8	12	

47	99	5	11	16	0	0	0	12	10	22	1	1	2	8	19	27	0	3	3	1	2	3	1	3	4	1	4	5
48	383	32	26	58	2	1	3	62	32	94	15	14	29	48	45	93	8	2	10	3	16	19	6	4	10	20	9	29
49	152	5	18	23	0	3	3	16	14	30	9	8	17	23	23	46	0	4	4	0	1	1	0	3	3	6	5	11
50	272	19	51	70	1	4	5	19	25	44	14	23	37	22	27	49	2	4	6	1	7	8	0	6	6	3	14	17
52	133	3	14	17	2	5	7	9	14	23	3	3	6	2	20	22	1	30	31	2	0	2	0	1	1	3	13	16
53	284	28	35	63	1	1	2	21	27	48	13	18	31	20	35	55	1	8	9	3	3	6	5	1	6	13	6	19
55	227	28	24	52	0	1	1	26	19	45	7	13	20	30	18	48	3	6	9	3	0	3	3	3	6	12	6	18
56	260	20	25	45	5	1	6	24	20	44	15	15	30	33	17	50	6	12	18	4	0	4	1	3	4	15	9	24
68	238	17	25	42	5	1	6	6	23	29	18	10	28	26	46	72	2	5	7	2	3	5	1	3	4	12	7	19
69	246	14	11	25	3	1	4	17	19	36	7	6	13	45	58	103	3	8	11	3	8	11	2	1	3	6	9	15
70	227	11	23	34	4	0	4	14	14	28	15	14	29	22	41	63	1	4	5	3	6	9	2	4	6	12	11	23
71	238	16	31	47	0	2	2	24	11	35	9	10	19	40	52	92	4	5	9	1	3	4	2	1	3	5	4	9
72	164	10	30	40	1	0	1	5	11	16	5	28	33	13	18	31	2	1	3	0	2	2	1	1	2	7	7	14
72A	67	0	7	7	1	1	2	1	5	6	3	15	18	4	14	18	2	5	7	0	0	0	0	0	0	1	2	3
73	278	23	31	54	2	0	2	19	15	34	17	40	57	28	46	74	2	5	7	1	1	2	0	0	0	4	10	14
74	474	43	39	82	7	2	9	42	41	83	16	28	44	46	64	110	5	12	17	3	11	14	5	8	13	21	16	37
78	313	19	36	55	1	3	4	33	11	44	18	23	41	44	34	78	5	14	19	4	3	7	3	4	7	17	5	22
	8,923	525	991	1,516	77	81	158	672	753	1,425	407	761	1,168	811	1,291	2,102	123	406	529	79	171	250	73	101	174	290	382	672
TOTALS																												
	10,257	579	1,157	1,736	87	100	187	780	871	1,651	451	818	1,269	879	1,453	2,332	134	479	613	84	195	279	145	233	378	321	421	742

 Yellow in the TOTALS column means precinct hasn't reported
N/A indicates AV (Absentee) results are included in Elec Day results

These same results may also be obtained via:

- > Election Telephone Hotline: 586.469.5209
- > 24-Hour Fax (Within MI): 1.888.99.CLERK (request document number 6700)
- > 24-Hour Fax (Outside of MI): 1.310.575.5035 (request document number 6700)



Election Results

State Representative - District 30 One 2-year term

Official results, updated August 18, 9:55 AM

[Race List](#) | [Race Summary](#) | [Race Details](#) | [Race Details \(Printer Friendly\)](#)

POLL BOOK TOTALS	Tory Rocca (REP)			Grant E. Hughes (DEM)			
	AV	Elec Day	TOTAL	AV	Elec Day	TOTAL	
STERLING HEIGHTS							
11	394	73	62	135	81	82	163
12	305	33	67	100	64	65	129
13	159	23	21	44	37	38	75
15A	244	0	1	1	1	0	1
17	274	38	49	87	61	53	114
18	218	22	36	58	41	62	103
19	290	30	61	91	56	72	128
20	458	68	90	158	84	99	183
21	220	50	25	75	54	42	96
22	221	18	56	74	44	46	90
23	199	23	52	75	27	48	75
24	227	28	38	66	51	61	112
25	262	36	71	107	41	62	103
26	279	40	65	105	38	64	102
27	185	14	49	63	35	52	87
28	335	45	42	87	80	78	158
29	202	9	49	58	34	53	87
30	281	35	83	118	29	51	80
31	301	22	66	88	55	86	141

■ Yellow in the TOTALS column means precinct hasn't reported
N/A indicates AV (Absentee) results are included in Elec Day results

These same results may also be obtained via:

- > Election Telephone Hotline: 586.469.5209
- > 24-Hour Fax (Within MI): 1.888.99.CLERK (request document number 6700)
- > 24-Hour Fax (Outside of MI): 1.310.575.5035 (request document number 6700)



State Representative - District 30

One 2-year term

Official results, updated August 18, 9:55 AM

[Race List](#) |
 [Race Summary](#) |
 [Race Details](#) |
 [Race Details \(Printer Friendly\)](#)

	POLL BOOK TOTALS	Tory Rocca (REP)			Grant E. Hughes (DEM)		
		AV	Elec Day	TOTAL	AV	Elec Day	TOTAL
STERLING HEIGHTS							
11	394	73	62	135	81	82	163
12	305	33	67	100	64	65	129
13	159	23	21	44	37	38	75
15A	244	0	1	1	1	0	1
17	274	38	49	87	61	53	114
18	218	22	36	58	41	62	103
19	290	30	61	91	56	72	128
20	458	68	90	158	84	99	183
21	220	50	25	75	54	42	96
22	221	18	56	74	44	46	90
23	199	23	52	75	27	48	75
24	227	28	38	66	51	61	112
25	262	36	71	107	41	62	103
26	279	40	65	105	38	64	102
27	185	14	49	63	35	52	87
28	335	45	42	87	80	78	158
29	202	9	49	58	34	53	87
30	281	35	83	118	29	51	80
31	301	22	66	88	55	86	141
32	409	49	100	149	52	103	155
33	282	42	69	111	45	70	115
34	347	53	64	117	60	81	141
35	164	16	34	50	25	55	80
36	109	16	16	32	34	23	57
37	280	53	61	114	41	49	90
38	316	40	94	134	56	51	107
39	163	14	49	63	33	50	83
40	498	87	77	164	115	110	225
41	380	46	93	139	40	89	129
42	132	25	7	32	53	14	67
43	270	27	57	84	53	78	131
44	137	10	33	43	23	36	59
45	229	39	50	89	52	46	98
48	265	36	52	88	56	56	112

49	383	75	71	146	69	67	136
50	607	137	97	234	136	74	210
51	350	89	51	140	72	51	123
52	286	64	54	118	48	51	99
	10,661	1,525	2,112	3,637	1,976	2,268	4,244
UTICA							
01	102	N/A	31	31	N/A	41	41
02	279	N/A	90	90	N/A	102	102
03	222	N/A	64	64	N/A	108	108
	603	N/A	185	185	N/A	251	251
TOTALS							
	11,264	1,525	2,297	3,822	1,976	2,519	4,495

■ Yellow in the TOTALS column means precinct hasn't reported
 N/A indicates AV (Absentee) results are included in Elec Day results

These same results may also be obtained via:

- > Election Telephone Hotline: 586.469.5209
- > 24-Hour Fax (Within MI): 1.888.99.CLERK (request document number 6700)
- > 24-Hour Fax (Outside of MI): 1.310.575.5035 (request document number 6700)



State Representative - District 31
One 2-year term

Official results, updated August 18, 9:55 AM

[Race List](#) | [Race Summary](#) | [Race Details](#) | [Race Details \(Printer Friendly\)](#)

POLL BOOK TOTALS	Daniel Tollis (REP)			Fred Miller (DEM)			
	AV	Elec Day	TOTAL	AV	Elec Day	TOTAL	
CLINTON TOWNSHIP							
02	144	22	16	38	34	38	72



Election Results

State Representative - District 31 One 2-year term

Official results, updated August 18, 9:55 AM

[Race List](#) | [Race Summary](#) | [Race Details](#) | [Race Details \(Printer Friendly\)](#)

POLL BOOK TOTALS	Daniel Tollis (REP)			Fred Miller (DEM)			
	AV	Elec Day	TOTAL	AV	Elec Day	TOTAL	
CLINTON TOWNSHIP							
02	144	22	16	38	34	38	72
03	195	13	21	34	56	85	141
04	197	12	24	36	88	41	129
05	107	3	1	4	23	63	86
06	327	38	33	71	88	98	186
07	194	16	27	43	69	54	123
08	239	21	36	57	60	76	136
09	199	19	29	48	45	72	117
10	537	98	47	145	158	101	259
11	244	15	29	44	51	94	145
12	128	12	13	25	37	44	81
13	177	9	25	34	34	75	109
14	123	13	12	25	39	32	71
15	268	18	46	64	66	79	145
16	324	57	37	94	110	64	174
17	240	21	26	47	63	80	143
18	330	31	51	82	99	85	184
19	353	48	52	100	74	67	141
20	192	13	24	37	46	79	125
21	221	13	21	34	88	52	140
22	256	23	16	39	91	78	169
24	270	51	29	80	78	59	137
26	453	60	66	126	119	91	210
28	68	2	4	6	24	26	50
30	288	36	37	73	86	82	168
31	230	17	21	38	44	95	139
33	399	46	32	78	122	107	229
34	66	5	11	16	17	20	37
40	370	25	73	98	81	109	190
45	293	56	37	93	64	77	141
	7,432	813	896	1,709	2,054	2,123	4,177
FRASER							
01	258	8	35	43	69	108	177
02	397	34	75	109	82	132	214
05							

	157	10	28	38	43	47	90
06	415	44	69	113	77	146	223
07	260	33	27	60	80	83	163
	1,487	129	234	363	351	516	867
MT. CLEMENS							
01	240	3	9	12	78	124	202
02	425	24	47	71	72	214	286
03	200	10	33	43	39	84	123
04	209	9	35	44	29	106	135
05	221	10	5	15	91	95	186
06	231	8	29	37	44	111	155
08	177	12	25	37	57	74	131
09	415	44	45	89	114	141	255
	2,118	120	228	348	524	949	1,473
TOTALS							
	11,037	1,062	1,358	2,420	2,929	3,588	6,517

■ Yellow in the TOTALS column means precinct hasn't reported
N/A indicates AV (Absentee) results are included in Elec Day results

These same results may also be obtained via:

- > Election Telephone Hotline: 586.469.5209
- > 24-Hour Fax (Within MI): 1.888.99.CLERK (request document number 6700)
- > 24-Hour Fax (Outside of MI): 1.310.575.5035 (request document number 6700)



Election Results

State Representative - District 32 One 2-year term

Official results, updated August 18, 9:55 AM

[Race List](#) | [Race Summary](#) | [Race Details](#) | [Race Details \(Printer Friendly\)](#)

POLL BOOK TOTALS	David Auwen (REP)			Galen Johnson (REP)			John Accavitti (REP)			Raymond Williams (REP)			Jennifer Haase (DEM)			
	AV	Elec Day	TOTAL	AV	Elec Day	TOTAL	AV	Elec Day	TOTAL	AV	Elec Day	TOTAL	AV	Elec Day	TOTAL	
ARMADA TOWNSHIP																
01	790	14	56	70	6	17	23	85	235	320	22	39	61	43	63	106
02	449	10	53	63	7	14	21	37	115	152	6	39	45	18	44	62
	1,239	24	109	133	13	31	44	122	350	472	28	78	106	61	107	168
CHESTERFIELD CHARTER TOWNSHIP																
01	437	N/A	42	42	N/A	12	12	N/A	123	123	N/A	21	21	N/A	162	162
02	342	N/A	56	56	N/A	16	16	N/A	76	76	N/A	8	8	N/A	128	128
03	396	N/A	44	44	N/A	17	17	N/A	71	71	N/A	15	15	N/A	163	163
04	126	N/A	26	26	N/A	4	4	N/A	19	19	N/A	0	0	N/A	54	54
05	457	N/A	90	90	N/A	15	15	N/A	74	74	N/A	7	7	N/A	182	182
06	352	N/A	30	30	N/A	26	26	N/A	106	106	N/A	16	16	N/A	124	124
07	373	N/A	56	56	N/A	12	12	N/A	83	83	N/A	9	9	N/A	153	153
08	366	N/A	45	45	N/A	25	25	N/A	83	83	N/A	7	7	N/A	134	134
09	309	N/A	23	23	N/A	30	30	N/A	50	50	N/A	8	8	N/A	138	138
10	607	N/A	133	133	N/A	37	37	N/A	133	133	N/A	14	14	N/A	164	164
11	201	N/A	13	13	N/A	12	12	N/A	40	40	N/A	4	4	N/A	88	88
12	220	N/A	51	51	N/A	12	12	N/A	32	32	N/A	5	5	N/A	78	78
13	352	N/A	47	47	N/A	11	11	N/A	65	65	N/A	6	6	N/A	153	153
14	167	N/A	21	21	N/A	4	4	N/A	32	32	N/A	6	6	N/A	64	64
15	57	N/A	1	1	N/A	1	1	N/A	12	12	N/A	2	2	N/A	33	33

 Yellow in the TOTALS column means precinct hasn't reported
 N/A indicates AV (Absentee) results are included in Elec Day results

These same results may also be obtained via:

- > Election Telephone Hotline: 586.469.5209
- > 24-Hour Fax (Within MI): 1.888.99.CLERK (request document number 6700)
- > 24-Hour Fax (Outside of MI): 1.310.575.5035 (request document number 6700)



Election Results

State Representative - District 32 One 2-year term

Official results, updated August 18, 9:55 AM

[Race List](#) | [Race Summary](#) | [Race Details](#) | [Race Details \(Printer Friendly\)](#)

POLL BOOK TOTALS	David Auwen (REP)			Galen Johnson (REP)			John Accavitti (REP)			Raymond Williams (REP)			Jennifer Haase (DEM)			
	AV	Elec Day	TOTAL	AV	Elec Day	TOTAL	AV	Elec Day	TOTAL	AV	Elec Day	TOTAL	AV	Elec Day	TOTAL	
ARMADA TOWNSHIP																
01	790	14	56	70	6	17	23	85	235	320	22	39	61	43	63	106
02	449	10	53	63	7	14	21	37	115	152	6	39	45	18	44	62
	1,239	24	109	133	13	31	44	122	350	472	28	78	106	61	107	168
CHESTERFIELD CHARTER TOWNSHIP																
01	437	N/A	42	42	N/A	12	12	N/A	123	123	N/A	21	21	N/A	162	162
02	342	N/A	56	56	N/A	16	16	N/A	76	76	N/A	8	8	N/A	128	128
03	396	N/A	44	44	N/A	17	17	N/A	71	71	N/A	15	15	N/A	163	163
04	126	N/A	26	26	N/A	4	4	N/A	19	19	N/A	0	0	N/A	54	54
05	457	N/A	90	90	N/A	15	15	N/A	74	74	N/A	7	7	N/A	182	182
06	352	N/A	30	30	N/A	26	26	N/A	106	106	N/A	16	16	N/A	124	124
07	373	N/A	56	56	N/A	12	12	N/A	83	83	N/A	9	9	N/A	153	153
08	366	N/A	45	45	N/A	25	25	N/A	83	83	N/A	7	7	N/A	134	134
09	309	N/A	23	23	N/A	30	30	N/A	50	50	N/A	8	8	N/A	138	138
10	607	N/A	133	133	N/A	37	37	N/A	133	133	N/A	14	14	N/A	164	164
11	201	N/A	13	13	N/A	12	12	N/A	40	40	N/A	4	4	N/A	88	88
12	220	N/A	51	51	N/A	12	12	N/A	32	32	N/A	5	5	N/A	78	78
13	352	N/A	47	47	N/A	11	11	N/A	65	65	N/A	6	6	N/A	153	153
14	167	N/A	21	21	N/A	4	4	N/A	32	32	N/A	6	6	N/A	64	64
15	57	N/A	1	1	N/A	1	1	N/A	12	12	N/A	2	2	N/A	33	33
16	206	N/A	23	23	N/A	10	10	N/A	42	42	N/A	5	5	N/A	88	88
17	115	N/A	10	10	N/A	14	14	N/A	12	12	N/A	2	2	N/A	45	45
18	227	N/A	21	21	N/A	9	9	N/A	43	43	N/A	19	19	N/A	97	97
19	202	N/A	23	23	N/A	5	5	N/A	46	46	N/A	7	7	N/A	85	85
20	234	N/A	21	21	N/A	18	18	N/A	64	64	N/A	3	3	N/A	84	84
	5,746	N/A	776	776	N/A	290	290	N/A	1,206	1,206	N/A	164	164	N/A	2,217	2,217
LENOX TOWNSHIP																
01	406	N/A	16	16	N/A	7	7	N/A	64	64	N/A	8	8	N/A	172	172
02	472	N/A	25	25	N/A	11	11	N/A	68	68	N/A	7	7	N/A	228	228
03	536	N/A	19	19	N/A	7	7	N/A	62	62	N/A	9	9	N/A	315	315
04	193	N/A	10	10	N/A	2	2	N/A	30	30	N/A	1	1	N/A	116	116
	1,607	N/A	70	70	N/A	27	27	N/A	224	224	N/A	25	25	N/A	831	831
MEMPHIS																
01	92	N/A	25	25	N/A	3	3	N/A	21	21	N/A	2	2	N/A	26	26
	92	N/A	25	25	N/A	3	3	N/A	21	21	N/A	2	2	N/A	26	26
NEW BALTIMORE																

01	257	4	25	29	1	2	3	17	25	42	2	3	5	44	83	127
02	256	11	32	43	1	1	2	30	26	56	3	6	9	44	55	99
03	401	12	48	60	1	6	7	20	46	66	2	5	7	73	103	176
04	314	7	26	33	5	3	8	37	33	70	6	1	7	76	53	129
05	333	9	25	34	2	5	7	24	56	80	5	4	9	49	77	126
	1,561	43	156	199	10	17	27	128	186	314	18	19	37	286	371	657
RICHMOND TOWNSHIP																
01	255	N/A	39	39	N/A	8	8	N/A	100	100	N/A	8	8	N/A	68	68
02	217	N/A	30	30	N/A	11	11	N/A	66	66	N/A	9	9	N/A	67	67
	472	N/A	69	69	N/A	19	19	N/A	166	166	N/A	17	17	N/A	135	135
RICHMOND CITY																
01	511	N/A	63	63	N/A	14	14	N/A	106	106	N/A	15	15	N/A	221	221
02	331	N/A	36	36	N/A	12	12	N/A	84	84	N/A	6	6	N/A	137	137
	842	N/A	99	99	N/A	26	26	N/A	190	190	N/A	21	21	N/A	358	358
TOTALS																
	11,559	67	1,304	1,371	23	413	436	250	2,343	2,593	46	326	372	347	4,045	4,392

■ Yellow in the TOTALS column means precinct hasn't reported
N/A indicates AV (Absentee) results are included in Elec Day results

These same results may also be obtained via:

- > Election Telephone Hotline: 586.469.5209
- > 24-Hour Fax (Within MI): 1.888.99.CLERK (request document number 6700)
- > 24-Hour Fax (Outside of MI): 1.310.575.5035 (request document number 6700)



Election Results

State Representative - District 33 One 2-year term

Official results, updated August 18, 9:55 AM

[Race List](#) | [Race Summary](#) | [Race Details](#) | [Race Details \(Printer Friendly\)](#)

POLL BOOK TOTALS	Kim Meltzer (REP)			Andrew Prasiloski (DEM)			Scott L. Mazey (DEM)			
	AV	Elec Day	TOTAL	AV	Elec Day	TOTAL	AV	Elec Day	TOTAL	
CLINTON TOWNSHIP										
01	348	66	39	105	45	29	74	49	32	81
23	455	63	62	125	67	53	120	39	49	88
25	243	32	30	62	32	28	60	37	29	66
27	328	63	42	105	51	22	73	46	27	73
29	438	58	102	160	30	43	73	36	55	91
32	289	69	42	111	33	21	54	28	22	50
35	685	101	64	165	121	35	156	111	54	165
36	313	41	42	83	41	31	72	30	36	66
37	496	84	54	138	69	53	122	73	35	108
38	280	29	101	130	20	33	53	7	28	35
39	334	62	36	98	43	22	65	53	32	85
41	307	35	40	75	52	36	88	37	30	67
42	346	48	32	80	51	20	71	77	41	118
43	143	37	18	55	10	15	25	5	12	17
44	500	91	60	151	50	29	79	68	54	122
46	491	128	30	158	96	21	117	75	23	98
	5,996	1,007	794	1,801	811	491	1,302	771	559	1,330
MACOMB TOWNSHIP										
01	184	16	52	68	10	22	32	23	18	41

■ Yellow in the TOTALS column means precinct hasn't reported
N/A indicates AV (Absentee) results are included in Elec Day results

These same results may also be obtained via:

- > Election Telephone Hotline: 586.469.5209
- > 24-Hour Fax (Within MI): 1.888.99.CLERK (request document number 6700)
- > 24-Hour Fax (Outside of MI): 1.310.575.5035 (request document number 6700)

	207	21	68	89	9	34	43	7	21	28
18	193	23	27	50	29	38	67	11	23	34
19	68	9	14	23	1	10	11	7	11	18
20	190	26	53	79	11	33	44	10	13	23
21	324	51	61	112	45	28	73	43	20	63
22	343	61	68	129	38	34	72	22	26	48
23	366	85	70	155	37	27	64	26	31	57
24	288	40	63	103	24	23	47	33	33	66
25	117	14	28	42	3	20	23	5	22	27
26	120	15	27	42	11	10	21	8	15	23
27	122	6	47	53	2	15	17	13	7	20
28	125	13	32	45	5	22	27	5	17	22
29	150	6	45	51	8	17	25	6	29	35
30	213	25	61	86	18	22	40	9	26	35
31	142	22	23	45	16	10	26	13	25	38
32	134	12	57	69	6	25	31	1	9	10
33	211	28	47	75	20	22	42	25	20	45
34	164	12	50	62	11	26	37	8	12	20
35	132	14	33	47	6	17	23	6	22	28
	7,657	1,089	1,880	2,969	581	1,011	1,592	508	779	1,287
RAY TOWNSHIP										
01	405	61	170	231	2	16	18	5	15	20
02	588	90	230	320	9	23	32	9	27	36
	993	151	400	551	11	39	50	14	42	56
TOTALS										
	14,646	2,247	3,074	5,321	1,403	1,541	2,944	1,293	1,380	2,673

■ Yellow in the TOTALS column means precinct hasn't reported
N/A indicates AV (Absentee) results are included in Elec Day results

These same results may also be obtained via:

- > Election Telephone Hotline: 586.469.5209
- > 24-Hour Fax (Within MI): 1.888.99.CLERK (request document number 6700)
- > 24-Hour Fax (Outside of MI): 1.310.575.5035 (request document number 6700)



Election Results

State Representative - District 36 One 2-year term

Official results, updated August 18, 9:55 AM

[Race List](#) | [Race Summary](#) | [Race Details](#) | [Race Details \(Printer Friendly\)](#)

POLL BOOK TOTALS	Matthew Hedge (REP)			Pete Lund (REP)			Greg Moore (DEM)			Jeff Grundy (DEM)			Robert Murphy (DEM)			
	AV	Elec Day	TOTAL	AV	Elec Day	TOTAL	AV	Elec Day	TOTAL	AV	Elec Day	TOTAL	AV	Elec Day	TOTAL	
BRUCE TOWNSHIP																
01	526	32	53	85	55	118	173	5	10	15	8	10	18	10	20	30
02	923	64	102	166	104	276	380	4	14	18	4	10	14	7	20	27
03	507	31	69	100	68	112	180	3	3	6	4	13	17	18	20	38
04	565	45	63	108	48	143	191	3	9	12	2	16	18	4	17	21
	2,521	172	287	459	275	649	924	15	36	51	18	49	67	39	77	116
SHELBY TOWNSHIP																
01	648	23	76	99	85	215	300	12	16	28	9	23	32	15	11	26
02	526	32	65	97	80	125	205	14	15	29	9	12	21	24	30	54
03	266	5	43	48	34	65	99	6	10	16	2	9	11	16	17	33
04	451	24	53	77	47	127	174	7	10	17	8	9	17	17	16	33
05	562	29	63	92	109	120	229	12	8	20	13	22	35	28	25	53
06	202	4	39	43	10	32	42	5	12	17	1	6	7	11	21	32
07	730	46	54	100	130	211	341	15	14	29	8	21	29	16	25	41
08	365	13	39	52	64	117	181	5	7	12	4	9	13	9	16	25
09	193	5	35	40	17	44	61	0	5	5	8	7	15	16	15	31
10	338	19	45	64	39	82	121	5	13	18	8	13	21	9	10	19
11	364	17	52	69	31	68	99	5	12	17	9	17	26	14	32	46
12	532	18	72	90	90	153	243	4	11	15	5	14	19	12	17	29
13	346	17	38	55	66	90	156	0	11	11	6	12	18	6	18	24

 Yellow in the TOTALS column means precinct hasn't reported
 N/A indicates AV (Absentee) results are included in Elec Day results

These same results may also be obtained via:

- > Election Telephone Hotline: 586.469.5209
- > 24-Hour Fax (Within MI): 1.888.99.CLERK (request document number 6700)
- > 24-Hour Fax (Outside of MI): 1.310.575.5035 (request document number 6700)

	210	0	22	22	11	68	79	4	8	12	3	7	10	8	19	27
	13,565	616	1,442	2,058	2,181	3,575	5,756	226	294	520	233	365	598	502	580	1,082
WASHINGTON TOWNSHIP																
01	434	19	44	63	47	108	155	7	3	10	1	6	7	13	20	33
02	800	49	76	125	130	155	285	14	9	23	20	28	48	37	38	75
03	788	45	109	154	109	193	302	6	5	11	6	15	21	9	20	29
04	416	15	37	52	43	93	136	6	19	25	6	15	21	27	25	52
05	769	37	94	131	97	214	311	3	7	10	9	9	18	11	12	23
06	766	49	76	125	127	208	335	8	8	16	11	10	21	11	12	23
07	648	40	60	100	88	173	261	8	6	14	10	10	20	10	17	27
08	575	36	55	91	83	141	224	7	8	15	14	17	31	21	19	40
09	608	16	95	111	51	161	212	9	14	23	11	18	29	14	21	35
	5,804	306	646	952	775	1,446	2,221	68	79	147	88	128	216	153	184	337
TOTALS																
	21,890	1,094	2,375	3,469	3,231	5,670	8,901	309	409	718	339	542	881	694	841	1,535

■ Yellow in the TOTALS column means precinct hasn't reported
N/A indicates AV (Absentee) results are included in Elec Day results

These same results may also be obtained via:

- > Election Telephone Hotline: 586.469.5209
- > 24-Hour Fax (Within MI): 1.888.99.CLERK (request document number 6700)
- > 24-Hour Fax (Outside of MI): 1.310.575.5035 (request document number 6700)



Election Results

State Representative - District 42 One 2-year term

Official results, updated August 18, 9:55 AM

[Race List](#) | [Race Summary](#) | [Race Details](#) | [Race Details \(Printer Friendly\)](#)

POLL BOOK TOTALS	Greg Fleming (REP)			Adam Cospser (DEM)			Harold L. Haugh (DEM)			James Goldwater (DEM)		
	AV	Elec Day	TOTAL	AV	Elec Day	TOTAL	AV	Elec Day	TOTAL	AV	Elec Day	TOTAL

EASTPOINTE													
01	329	N/A	53	53	N/A	28	28	N/A	112	112	N/A	47	47
02	378	N/A	68	68	N/A	56	56	N/A	127	127	N/A	49	49
03	467	N/A	86	86	N/A	44	44	N/A	184	184	N/A	58	58
04	428	N/A	91	91	N/A	46	46	N/A	144	144	N/A	72	72
05	371	N/A	72	72	N/A	41	41	N/A	109	109	N/A	57	57
06	311	N/A	50	50	N/A	40	40	N/A	109	109	N/A	47	47
07	438	N/A	55	55	N/A	48	48	N/A	163	163	N/A	80	80
08	343	N/A	43	43	N/A	54	54	N/A	111	111	N/A	66	66
09	293	N/A	59	59	N/A	43	43	N/A	90	90	N/A	31	31
10	279	N/A	46	46	N/A	46	46	N/A	87	87	N/A	37	37
11	327	N/A	48	48	N/A	58	58	N/A	113	113	N/A	50	50
12	419	N/A	83	83	N/A	49	49	N/A	161	161	N/A	37	37
13	413	N/A	88	88	N/A	60	60	N/A	134	134	N/A	40	40
14	532	N/A	112	112	N/A	79	79	N/A	157	157	N/A	73	73
	5,328	N/A	954	954	N/A	692	692	N/A	1,801	1,801	N/A	744	744
FRASER													
03	580	50	79	129	18	7	25	143	123	266	22	30	52
04	337	34	54	88	19	10	29	48	53	101	12	26	38
	917	84	133	217	37	17	54	191	176	367	34	56	90

■ Yellow in the TOTALS column means precinct hasn't reported
N/A indicates AV (Absentee) results are included in Elec Day results

These same results may also be obtained via:

- > Election Telephone Hotline: 586.469.5209
- > 24-Hour Fax (Within MI): 1.888.99.CLERK (request document number 6700)
- > 24-Hour Fax (Outside of MI): 1.310.575.5035 (request document number 6700)



Election Results

State Representative - District 42 One 2-year term

Official results, updated August 18, 9:55 AM

[Race List](#) | [Race Summary](#) | [Race Details](#) | [Race Details \(Printer Friendly\)](#)

POLL BOOK TOTALS	Greg Fleming (REP)			Adam Cosper (DEM)			Harold L. Haugh (DEM)			James Goldwater (DEM)		
	AV	Elec Day	TOTAL	AV	Elec Day	TOTAL	AV	Elec Day	TOTAL	AV	Elec Day	TOTAL

EASTPOINTE

01	329	N/A	53	53	N/A	28	28	N/A	112	112	N/A	47	47
02	378	N/A	68	68	N/A	56	56	N/A	127	127	N/A	49	49
03	467	N/A	86	86	N/A	44	44	N/A	184	184	N/A	58	58
04	428	N/A	91	91	N/A	46	46	N/A	144	144	N/A	72	72
05	371	N/A	72	72	N/A	41	41	N/A	109	109	N/A	57	57
06	311	N/A	50	50	N/A	40	40	N/A	109	109	N/A	47	47
07	438	N/A	55	55	N/A	48	48	N/A	163	163	N/A	80	80
08	343	N/A	43	43	N/A	54	54	N/A	111	111	N/A	66	66
09	293	N/A	59	59	N/A	43	43	N/A	90	90	N/A	31	31
10	279	N/A	46	46	N/A	46	46	N/A	87	87	N/A	37	37
11	327	N/A	48	48	N/A	58	58	N/A	113	113	N/A	50	50
12	419	N/A	83	83	N/A	49	49	N/A	161	161	N/A	37	37
13	413	N/A	88	88	N/A	60	60	N/A	134	134	N/A	40	40
14	532	N/A	112	112	N/A	79	79	N/A	157	157	N/A	73	73
	5,328	N/A	954	954	N/A	692	692	N/A	1,801	1,801	N/A	744	744

FRASER

03	580	50	79	129	18	7	25	143	123	266	22	30	52
04	337	34	54	88	19	10	29	48	53	101	12	26	38
	917	84	133	217	37	17	54	191	176	367	34	56	90

ROSEVILLE

01	166	7	22	29	1	7	8	39	51	90	11	13	24
02	216	7	14	21	10	8	18	54	63	117	14	19	33
03	322	15	28	43	10	10	20	109	65	174	28	23	51
04	259	18	25	43	6	8	14	95	60	155	10	9	19
05	402	29	44	73	10	22	32	126	91	217	16	22	38
06	265	12	33	45	4	11	15	49	90	139	10	26	36
07	177	6	18	24	4	4	8	35	52	87	9	29	38
08	323	19	36	55	8	5	13	69	101	170	19	37	56
09	287	27	36	63	10	7	17	74	67	141	18	20	38
10	152	13	13	26	6	3	9	33	35	68	10	21	31
11	185	5	21	26	10	3	13	61	44	105	13	12	25
12	218	24	19	43	7	7	14	53	52	105	15	25	40
13	185	11	19	30	6	9	15	51	55	106	6	15	21
14	281	16	28	44	2	9	11	56	67	123	30	36	66
15	459	49	38	87	17	9	26	134	111	245	20	26	46

16	475	28	37	65	18	21	39	117	134	251	36	35	71
17	202	9	21	30	6	9	15	55	60	115	9	14	23
18	369	37	51	88	7	11	18	104	86	190	15	18	33
19	225	7	30	37	1	3	4	45	71	116	6	28	34
20	270	19	45	64	4	7	11	66	74	140	14	19	33
21	255	21	30	51	7	4	11	65	50	115	20	18	38
	5,693	379	608	987	154	177	331	1,490	1,479	2,969	329	465	794
TOTALS													
	11,938	463	1,695	2,158	191	886	1,077	1,681	3,456	5,137	363	1,265	1,628

■ Yellow in the TOTALS column means precinct hasn't reported
N/A indicates AV (Absentee) results are included in Elec Day results

These same results may also be obtained via:

- > Election Telephone Hotline: 586.469.5209
- > 24-Hour Fax (Within MI): 1.888.99.CLERK (request document number 6700)
- > 24-Hour Fax (Outside of MI): 1.310.575.5035 (request document number 6700)



Election Results

Prosecuting Attorney One 4-year term

Official results, updated August 18, 9:55 AM

[Race List](#) | [Race Summary](#) | [Race Details](#) | [Race Details \(Printer Friendly\)](#)

POLL BOOK TOTALS	Michael R. Wrathell (REP)			Eric J. Smith (DEM)			
	AV	Elec Day	TOTAL	AV	Elec Day	TOTAL	
ARMADA TOWNSHIP							
01	790	85	224	309	49	69	118
02	449	38	130	168	18	48	66
	1,239	123	354	477	67	117	184
BRUCE TOWNSHIP							
01	526	81	145	226	25	43	68
02	923	153	312	465	19	52	71
03	507	76	142	218	28	40	68
04	565	78	176	254	18	51	69
	2,521	388	775	1,163	90	186	276
CENTER LINE							
01	364	10	44	54	80	159	239
02	246	18	26	44	71	79	150
03	316	10	35	45	86	132	218
04	183	7	32	39	25	95	120
05	225	10	27	37	59	93	152
	1,334	55	164	219	321	558	879
CHESTERFIELD CHARTER TOWNSHIP							
01	437	N/A	147	147	N/A	173	173
02	342	N/A	110	110	N/A	127	127

 Yellow in the TOTALS column means precinct hasn't reported
 N/A indicates AV (Absentee) results are included in Elec Day results

These same results may also be obtained via:

- > Election Telephone Hotline: 586.469.5209
- > 24-Hour Fax (Within MI): 1.888.99.CLERK (request document number 6700)
- > 24-Hour Fax (Outside of MI): 1.310.575.5035 (request document number 6700)



Election Results

Prosecuting Attorney One 4-year term

Official results, updated August 18, 9:55 AM

[Race List](#) | [Race Summary](#) | [Race Details](#) | [Race Details \(Printer Friendly\)](#)

POLL BOOK TOTALS	Michael R. Wrathell (REP)			Eric J. Smith (DEM)			
	AV	Elec Day	TOTAL	AV	Elec Day	TOTAL	
ARMADA TOWNSHIP							
01	790	85	224	309	49	69	118
02	449	38	130	168	18	48	66
	1,239	123	354	477	67	117	184
BRUCE TOWNSHIP							
01	526	81	145	226	25	43	68
02	923	153	312	465	19	52	71
03	507	76	142	218	28	40	68
04	565	78	176	254	18	51	69
	2,521	388	775	1,163	90	186	276
CENTER LINE							
01	364	10	44	54	80	159	239
02	246	18	26	44	71	79	150
03	316	10	35	45	86	132	218
04	183	7	32	39	25	95	120
05	225	10	27	37	59	93	152
	1,334	55	164	219	321	558	879
CHESTERFIELD CHARTER TOWNSHIP							
01	437	N/A	147	147	N/A	173	173
02	342	N/A	110	110	N/A	127	127
03	396	N/A	113	113	N/A	186	186
04	126	N/A	29	29	N/A	53	53
05	457	N/A	136	136	N/A	200	200
06	352	N/A	142	142	N/A	130	130
07	373	N/A	127	127	N/A	157	157
08	366	N/A	118	118	N/A	143	143
09	309	N/A	79	79	N/A	146	146
10	607	N/A	235	235	N/A	193	193
11	201	N/A	46	46	N/A	99	99
12	220	N/A	68	68	N/A	89	89
13	352	N/A	102	102	N/A	158	158
14	167	N/A	51	51	N/A	74	74
15	57	N/A	14	14	N/A	30	30
16	206	N/A	57	57	N/A	93	93
17	115	N/A	31	31	N/A	51	51
18	227	N/A	75	75	N/A	101	101

45	293	53	36	89	58	77	135
46	491	106	28	134	176	43	219
	13,428	1,635	1,479	3,114	3,888	3,367	7,255
EASTPOINTE							
01	329	N/A	51	51	N/A	202	202
02	378	N/A	62	62	N/A	234	234
03	467	N/A	86	86	N/A	293	293
04	428	N/A	87	87	N/A	268	268
05	371	N/A	68	68	N/A	228	228
06	311	N/A	45	45	N/A	192	192
07	438	N/A	46	46	N/A	286	286
08	343	N/A	44	44	N/A	240	240
09	293	N/A	60	60	N/A	167	167
10	279	N/A	44	44	N/A	174	174
11	327	N/A	43	43	N/A	218	218
12	419	N/A	79	79	N/A	268	268
13	413	N/A	86	86	N/A	245	245
14	532	N/A	106	106	N/A	320	320
	5,328	N/A	907	907	N/A	3,335	3,335
FRASER							
01	258	8	36	44	73	106	179
02	397	31	68	99	78	130	208
03	580	50	75	125	192	167	359
04	337	34	52	86	86	97	183
05	157	9	25	34	42	45	87
06	415	42	61	103	77	139	216
07	260	33	25	58	85	84	169
	2,404	207	342	549	633	768	1,401
HARRISON CHARTER TOWNSHIP							
01	388	56	66	122	49	90	139
02	292	36	50	86	47	58	105
03	351	29	79	108	39	65	104
04	664	77	153	230	57	104	161
05	598	61	141	202	62	80	142
06	570	63	136	199	66	105	171
07	672	65	122	187	92	116	208
08	87	4	8	12	36	22	58
09	455	71	100	171	60	45	105
10	388	45	75	120	45	89	134
11	284	40	44	84	56	49	105
12	165	16	26	42	29	41	70
	4,914	563	1,000	1,563	638	864	1,502
LAKE TOWNSHIP							
01	21	N/A	11	11	N/A	1	1
	21	N/A	11	11	N/A	1	1
LENOX TOWNSHIP							
01	406	N/A	78	78	N/A	206	206
02	472	N/A	89	89	N/A	259	259
03	536	N/A	81	81	N/A	342	342

04	193	N/A	40	40	N/A	123	123
	1,607	N/A	288	288	N/A	930	930
MACOMB TOWNSHIP							
01	184	15	46	61	39	44	83
02	330	46	53	99	48	90	138
03	202	16	49	65	21	64	85
04	279	17	60	77	29	98	127
05	268	32	69	101	49	52	101
06	298	59	35	94	81	56	137
07	255	28	54	82	25	74	99
08	253	42	49	91	37	66	103
09	134	22	33	55	12	26	38
10	213	16	40	56	41	75	116
11	317	31	60	91	36	97	133
12	287	37	56	93	39	72	111
13	217	23	68	91	12	62	74
14	281	24	54	78	43	88	131
15	319	68	50	118	64	54	118
16	211	14	55	69	25	72	97
17	207	17	47	64	20	64	84
18	193	22	25	47	47	66	113
19	68	6	11	17	8	21	29
20	190	23	40	63	23	52	75
21	324	43	47	90	98	53	151
22	343	57	60	117	70	74	144
23	366	69	56	125	82	69	151
24	288	38	51	89	66	63	129
25	117	13	22	35	9	43	52
26	120	14	21	35	17	33	50
27	122	6	42	48	17	24	41
28	125	8	27	35	10	46	56
29	150	4	36	40	14	56	70
30	213	24	54	78	32	52	84
31	142	17	21	38	34	36	70
32	134	10	47	57	7	35	42
33	211	25	39	64	51	48	99
34	164	11	42	53	23	44	67
35	132	14	29	43	15	42	57
	7,657	911	1,548	2,459	1,244	2,011	3,255
MEMPHIS							
01	92	N/A	38	38	N/A	32	32
	92	N/A	38	38	N/A	32	32
MT. CLEMENS							
01	240	3	9	12	75	109	184
02	425	22	43	65	68	191	259
03	200	11	27	38	38	84	122
04	209	9	34	43	25	103	128
05	221	10	5	15	88	92	180
06							

	231	8	24	32	43	112	155
08	177	12	24	36	55	70	125
09	415	42	42	84	114	145	259
	2,118	117	208	325	506	906	1,412

NEW BALTIMORE

01	257	16	41	57	50	84	134
02	256	35	49	84	47	60	107
03	401	30	84	114	79	120	199
04	314	44	55	99	90	56	146
05	333	24	68	92	56	91	147
	1,561	149	297	446	322	411	733

RAY TOWNSHIP

01	405	52	139	191	7	33	40
02	588	70	193	263	19	51	70
	993	122	332	454	26	84	110

RICHMOND TOWNSHIP

01	255	N/A	120	120	N/A	71	71
02	217	N/A	79	79	N/A	62	62
	472	N/A	199	199	N/A	133	133

RICHMOND CITY

01	511	N/A	141	141	N/A	236	236
02	331	N/A	103	103	N/A	134	134
	842	N/A	244	244	N/A	370	370

ROSEVILLE

01	166	7	22	29	48	66	114
02	216	7	11	18	77	83	160
03	322	14	26	40	144	86	230
04	259	17	22	39	104	69	173
05	402	30	46	76	136	121	257
06	265	12	29	41	57	119	176
07	177	7	18	25	45	75	120
08	323	19	34	53	90	135	225
09	287	26	34	60	100	89	189
10	152	12	12	24	48	55	103
11	185	4	21	25	85	52	137
12	218	22	18	40	71	74	145
13	185	11	18	29	61	65	126
14	281	15	29	44	88	98	186
15	459	47	39	86	153	127	280
16	475	30	35	65	161	169	330
17	202	8	21	29	66	81	147
18	369	37	48	85	121	89	210
19	225	7	29	36	48	85	133
20	270	18	46	64	76	83	159
21	255	23	28	51	83	74	157
	5,693	373	586	959	1,862	1,895	3,757

SHELBY TOWNSHIP

01	648	81	208	289	36	56	92
02	526	89	141	230	55	59	114

03	266	30	83	113	24	39	63
04	451	45	138	183	40	43	83
05	562	102	132	234	57	63	120
06	202	9	53	62	17	45	62
07	730	136	178	314	45	68	113
08	365	59	129	188	19	39	58
09	193	14	64	78	26	31	57
10	338	44	90	134	27	41	68
11	364	38	99	137	30	64	94
12	532	73	147	220	25	52	77
13	346	66	88	154	14	44	58
14	518	54	183	237	24	48	72
15	335	30	101	131	15	32	47
16	691	130	195	325	29	58	87
17	575	70	188	258	25	52	77
18	340	58	99	157	33	27	60
19	393	60	132	192	21	33	54
20	244	32	53	85	38	24	62
21	122	10	25	35	12	33	45
22	748	145	202	347	31	56	87
23	658	108	211	319	22	33	55
24	819	122	273	395	42	57	99
25	527	71	141	212	40	50	90
26	576	129	58	187	136	51	187
27	457	75	95	170	68	65	133
28	829	171	121	292	141	78	219
29	210	8	67	75	18	39	57
	13,565	2,059	3,694	5,753	1,110	1,380	2,490

ST. CLAIR SHORES

01	906	181	124	305	212	170	382
02	517	66	65	131	117	156	273
03	547	68	64	132	104	164	268
04	403	46	66	112	96	109	205
05	568	38	63	101	119	213	332
06	598	53	60	113	155	187	342
07	383	20	48	68	64	161	225
08	560	56	50	106	157	170	327
09	377	56	37	93	116	75	191
10	672	69	105	174	169	192	361
11	313	30	34	64	79	75	154
12	681	81	100	181	141	190	331
13	859	129	126	255	178	205	383
14	245	14	34	48	51	90	141
15	623	65	68	133	151	168	319
16	685	79	92	171	208	156	364
17	688	76	92	168	182	195	377
18	542	55	67	122	117	157	274
19	485	47	59	106	124	129	253

20	408	40	55	95	84	111	195
21	487	36	51	87	115	165	280
22	391	29	62	91	68	112	180
23	543	42	70	112	142	169	311
24	818	112	64	176	244	169	413
	13,299	1,488	1,656	3,144	3,193	3,688	6,881

STERLING HEIGHTS

01	295	40	41	81	86	63	149
02	363	44	54	98	84	100	184
03	382	38	38	76	143	100	243
04	524	44	67	111	147	174	321
05	537	67	60	127	190	135	325
06	447	62	64	126	128	101	229
08	159	12	29	41	40	39	79
09	332	35	61	96	86	79	165
10	356	58	54	112	105	77	182
11	394	68	50	118	87	91	178
12	305	28	56	84	74	76	150
13	159	22	17	39	39	41	80
14	137	19	27	46	45	20	65
15	244	43	30	73	72	56	128
16	211	19	18	37	68	68	136
17	274	34	43	77	64	59	123
18	218	21	34	55	48	63	111
19	290	29	50	79	63	81	144
20	458	58	74	132	99	103	202
21	220	40	21	61	62	43	105
22	221	12	45	57	49	56	105
23	199	23	47	70	29	54	83
24	227	24	38	62	55	71	126
25	262	31	61	92	44	68	112
26	279	37	56	93	46	66	112
27	185	10	40	50	37	61	98
28	335	39	36	75	89	89	178
29	202	9	49	58	39	59	98
30	281	31	70	101	30	59	89
31	301	20	52	72	59	98	157
32	409	36	86	122	60	117	177
33	282	34	64	98	48	77	125
34	347	49	52	101	72	94	166
35	164	16	23	39	26	60	86
36	109	15	12	27	37	24	61
37	280	48	52	100	53	55	108
38	316	33	82	115	54	60	114
39	163	12	44	56	33	51	84
40	498	76	67	143	130	120	250
41	380	42	70	112	53	104	157
42	132	23	7	30	55	15	70
43							

	270	23	49	72	59	82	141
44	137	9	27	36	26	41	67
45	229	35	45	80	53	49	102
46	275	43	36	79	76	65	141
47	162	14	23	37	47	52	99
48	265	27	40	67	65	59	124
49	383	49	52	101	85	78	163
50	607	121	85	206	155	84	239
51	350	84	44	128	87	57	144
52	286	53	51	104	54	56	110
	14,841	1,859	2,393	4,252	3,535	3,650	7,185

UTICA

01	102	N/A	28	28	N/A	43	43
02	279	N/A	77	77	N/A	128	128
03	222	N/A	51	51	N/A	109	109
	603	N/A	156	156	N/A	280	280

WARREN

01	45	3	4	7	8	23	31
02	120	9	11	20	30	54	84
03	132	5	7	12	27	58	85
04	218	10	22	32	42	98	140
06	122	5	13	18	26	52	78
08	147	9	10	19	33	70	103
10	250	16	28	44	71	89	160
11	128	2	16	18	21	58	79
12	186	12	32	44	38	81	119
13	235	15	19	34	60	88	148
15	64	3	5	8	11	35	46
16	67	1	7	8	22	30	52
17	74	6	7	13	14	31	45
18	78	5	9	14	14	41	55
20	86	1	12	13	14	41	55
21	69	2	8	10	17	28	45
22	69	2	5	7	8	35	43
23	93	3	12	15	21	39	60
24	118	2	17	19	25	56	81
26	115	2	24	26	25	52	77
27	74	3	10	13	11	33	44
28	115	7	15	22	24	51	75
29	280	9	34	43	74	119	193
32	109	2	18	20	25	49	74
33	94	4	12	16	11	38	49
34	142	4	14	18	37	64	101
36	153	2	19	21	42	67	109
37	126	8	11	19	33	58	91
38	97	3	11	14	18	50	68
39	153	4	18	22	39	63	102
40	137	15	24	39	33	43	76
41	129	5	10	15	39	51	90

42	338	21	17	38	118	100	218
43	39	0	2	2	10	17	27
45	160	9	17	26	41	57	98
46	306	17	38	55	70	116	186
47	99	4	11	15	24	37	61
48	383	30	24	54	158	104	262
49	152	5	16	21	49	51	100
50	272	19	51	70	62	89	151
52	133	3	14	17	19	76	95
53	284	28	30	58	79	92	171
55	227	28	22	50	74	60	134
56	260	21	24	45	98	66	164
58	304	26	33	59	108	75	183
60	229	17	36	53	64	65	129
61	280	23	21	44	100	88	188
62	303	23	24	47	107	81	188
63	219	25	26	51	63	63	126
64	265	33	28	61	82	70	152
66	229	20	26	46	65	70	135
67	313	36	31	67	105	80	185
68	238	17	24	41	68	85	153
69	246	15	11	26	81	82	163
70	227	11	23	34	67	81	148
71	238	16	29	45	75	67	142
72	164	11	31	42	31	52	83
72A	67	0	7	7	12	37	49
73	278	22	31	53	64	96	160
74	474	42	39	81	130	160	290
76	283	23	27	50	84	95	179
78	313	19	32	51	113	81	194
80	282	31	39	70	71	77	148
81	159	6	9	15	58	60	118
82	332	40	36	76	114	82	196
84	278	18	38	56	83	74	157
85	285	23	32	55	73	76	149
86	454	36	37	73	138	138	276
88	223	24	27	51	84	53	137
90	224	31	23	54	78	48	126
92	161	15	16	31	54	51	105
93	248	19	30	49	66	90	156
94	310	29	31	60	118	78	196
96	264	23	36	59	91	69	160
97	282	22	32	54	71	91	162
98	216	22	26	48	51	68	119
99	130	8	15	23	39	38	77
99A	342	52	35	87	91	91	182
100	140	13	17	30	43	44	87
101	211	16	34	50	49	64	113

102	208	8	28	36	51	77	128
103	231	14	27	41	75	63	138
105	246	22	40	62	55	73	128
106	445	63	42	105	155	82	237
108	323	31	45	76	98	92	190
109	305	26	36	62	68	106	174
110	281	28	26	54	100	73	173
	17,928	1,363	1,966	3,329	5,108	5,896	11,004
WASHINGTON TOWNSHIP							
01	434	50	115	165	24	28	52
02	800	148	182	330	89	85	174
03	788	136	236	372	28	51	79
04	416	48	112	160	45	65	110
05	769	99	259	358	26	32	58
06	766	154	221	375	44	35	79
07	648	94	195	289	38	43	81
08	575	101	162	263	48	43	91
09	608	49	193	242	39	57	96
	5,804	879	1,675	2,554	381	439	820
TOTALS							
	124,010	12,291	22,134	34,425	22,924	33,688	56,612

■ Yellow in the TOTALS column means precinct hasn't reported
N/A indicates AV (Absentee) results are included in Elec Day results

These same results may also be obtained via:

- > Election Telephone Hotline: 586.469.5209
- > 24-Hour Fax (Within MI): 1.888.99.CLERK (request document number 6700)
- > 24-Hour Fax (Outside of MI): 1.310.575.5035 (request document number 6700)



Election Results

Sheriff One 4-year term

Official results, updated August 18, 9:55 AM

[Race List](#) | [Race Summary](#) | [Race Details](#) | [Race Details \(Printer Friendly\)](#)

POLL BOOK TOTALS	Kristi Dean (REP)			Mark A. Hackel (DEM)			
	AV	Elec Day	TOTAL	AV	Elec Day	TOTAL	
ARMADA TOWNSHIP							
01	790	67	216	283	52	73	125
02	449	31	116	147	19	50	69
	1,239	98	332	430	71	123	194
BRUCE TOWNSHIP							
01	526	72	143	215	25	45	70
02	923	118	288	406	21	57	78
03	507	78	135	213	30	43	73
04	565	74	172	246	18	54	72
	2,521	342	738	1,080	94	199	293
CENTER LINE							
01	364	10	45	55	86	177	263
02	246	15	26	41	76	88	164
03	316	10	30	40	97	143	240
04	183	5	31	36	27	100	127
05	225	10	26	36	63	104	167
	1,334	50	158	208	349	612	961
CHESTERFIELD CHARTER TOWNSHIP							
01	437	N/A	132	132	N/A	187	187
02	342	N/A	105	105	N/A	138	138

■ Yellow in the TOTALS column means precinct hasn't reported
 N/A indicates AV (Absentee) results are included in Elec Day results

These same results may also be obtained via:

- > Election Telephone Hotline: 586.469.5209
- > 24-Hour Fax (Within MI): 1.888.99.CLERK (request document number 6700)
- > 24-Hour Fax (Outside of MI): 1.310.575.5035 (request document number 6700)



Election Results

Sheriff One 4-year term

Official results, updated August 18, 9:55 AM

[Race List](#) | [Race Summary](#) | [Race Details](#) | [Race Details \(Printer Friendly\)](#)

POLL BOOK TOTALS	Kristi Dean (REP)			Mark A. Hackel (DEM)			
	AV	Elec Day	TOTAL	AV	Elec Day	TOTAL	
ARMADA TOWNSHIP							
01	790	67	216	283	52	73	125
02	449	31	116	147	19	50	69
	1,239	98	332	430	71	123	194
BRUCE TOWNSHIP							
01	526	72	143	215	25	45	70
02	923	118	288	406	21	57	78
03	507	78	135	213	30	43	73
04	565	74	172	246	18	54	72
	2,521	342	738	1,080	94	199	293
CENTER LINE							
01	364	10	45	55	86	177	263
02	246	15	26	41	76	88	164
03	316	10	30	40	97	143	240
04	183	5	31	36	27	100	127
05	225	10	26	36	63	104	167
	1,334	50	158	208	349	612	961
CHESTERFIELD CHARTER TOWNSHIP							
01	437	N/A	132	132	N/A	187	187
02	342	N/A	105	105	N/A	138	138
03	396	N/A	97	97	N/A	195	195
04	126	N/A	25	25	N/A	59	59
05	457	N/A	117	117	N/A	209	209
06	352	N/A	127	127	N/A	142	142
07	373	N/A	115	115	N/A	165	165
08	366	N/A	116	116	N/A	153	153
09	309	N/A	72	72	N/A	159	159
10	607	N/A	212	212	N/A	206	206
11	201	N/A	42	42	N/A	107	107
12	220	N/A	57	57	N/A	97	97
13	352	N/A	87	87	N/A	170	170
14	167	N/A	48	48	N/A	78	78
15	57	N/A	10	10	N/A	32	32
16	206	N/A	51	51	N/A	98	98
17	115	N/A	31	31	N/A	56	56
18	227	N/A	68	68	N/A	108	108

45	293	42	33	75	64	81	145
46	491	90	25	115	187	46	233
	13,428	1,440	1,354	2,794	4,119	3,592	7,711
EASTPOINTE							
01	329	N/A	54	54	N/A	228	228
02	378	N/A	61	61	N/A	251	251
03	467	N/A	83	83	N/A	323	323
04	428	N/A	85	85	N/A	292	292
05	371	N/A	64	64	N/A	251	251
06	311	N/A	42	42	N/A	205	205
07	438	N/A	44	44	N/A	309	309
08	343	N/A	41	41	N/A	255	255
09	293	N/A	56	56	N/A	182	182
10	279	N/A	41	41	N/A	187	187
11	327	N/A	45	45	N/A	236	236
12	419	N/A	77	77	N/A	282	282
13	413	N/A	80	80	N/A	264	264
14	532	N/A	102	102	N/A	355	355
	5,328	N/A	875	875	N/A	3,620	3,620
FRASER							
01	258	8	34	42	76	114	190
02	397	30	62	92	83	147	230
03	580	44	68	112	205	179	384
04	337	32	45	77	94	107	201
05	157	8	20	28	43	50	93
06	415	41	57	98	87	158	245
07	260	31	22	53	85	86	171
	2,404	194	308	502	673	841	1,514
HARRISON CHARTER TOWNSHIP							
01	388	42	60	102	54	104	158
02	292	30	40	70	50	62	112
03	351	23	74	97	41	73	114
04	664	70	128	198	64	110	174
05	598	46	109	155	64	100	164
06	570	49	112	161	72	118	190
07	672	54	99	153	101	125	226
08	87	3	5	8	37	23	60
09	455	52	82	134	67	55	122
10	388	39	74	113	47	95	142
11	284	30	37	67	65	52	117
12	165	15	26	41	31	44	75
	4,914	453	846	1,299	693	961	1,654
LAKE TOWNSHIP							
01	21	N/A	13	13	N/A	1	1
	21	N/A	13	13	N/A	1	1
LENOX TOWNSHIP							
01	406	N/A	67	67	N/A	236	236
02	472	N/A	72	72	N/A	285	285
03	536	N/A	74	74	N/A	371	371

04	193	N/A	36	36	N/A	132	132
	1,607	N/A	249	249	N/A	1,024	1,024

MACOMB TOWNSHIP

01	184	11	37	48	40	47	87
02	330	31	50	81	49	96	145
03	202	12	48	60	25	69	94
04	279	14	52	66	30	107	137
05	268	28	64	92	52	55	107
06	298	47	32	79	86	59	145
07	255	23	47	70	26	86	112
08	253	32	35	67	39	71	110
09	134	21	24	45	12	28	40
10	213	14	35	49	42	77	119
11	317	25	49	74	39	107	146
12	287	32	46	78	42	84	126
13	217	22	56	78	15	67	82
14	281	19	45	64	41	101	142
15	319	62	37	99	71	58	129
16	211	14	44	58	27	76	103
17	207	15	38	53	22	73	95
18	193	18	23	41	52	69	121
19	68	6	10	16	11	22	33
20	190	17	35	52	26	52	78
21	324	37	38	75	107	56	163
22	343	42	51	93	76	84	160
23	366	63	49	112	88	70	158
24	288	35	34	69	66	68	134
25	117	12	20	32	9	47	56
26	120	13	19	32	21	36	57
27	122	3	32	35	18	27	45
28	125	7	28	35	10	54	64
29	150	5	31	36	14	67	81
30	213	19	48	67	33	64	97
31	142	12	19	31	35	40	75
32	134	8	47	55	8	40	48
33	211	24	34	58	56	53	109
34	164	10	39	49	24	49	73
35	132	13	28	41	16	47	63
	7,657	766	1,324	2,090	1,328	2,206	3,534

MEMPHIS

01	92	N/A	36	36	N/A	33	33
	92	N/A	36	36	N/A	33	33

MT. CLEMENS

01	240	1	9	10	77	125	202
02	425	20	40	60	78	222	300
03	200	11	22	33	40	93	133
04	209	7	32	39	27	110	137
05	221	5	4	9	95	95	190
06							

	231	5	22	27	47	124	171
08	177	9	21	30	56	72	128
09	415	32	38	70	121	155	276
	2,118	90	188	278	541	996	1,537

NEW BALTIMORE

01	257	16	39	55	51	88	139
02	256	29	46	75	48	63	111
03	401	30	78	108	78	134	212
04	314	40	50	90	95	61	156
05	333	23	66	89	61	97	158
	1,561	138	279	417	333	443	776

RAY TOWNSHIP

01	405	45	117	162	7	38	45
02	588	57	171	228	22	53	75
	993	102	288	390	29	91	120

RICHMOND TOWNSHIP

01	255	N/A	110	110	N/A	76	76
02	217	N/A	72	72	N/A	71	71
	472	N/A	182	182	N/A	147	147

RICHMOND CITY

01	511	N/A	129	129	N/A	254	254
02	331	N/A	92	92	N/A	156	156
	842	N/A	221	221	N/A	410	410

ROSEVILLE

01	166	4	21	25	50	73	123
02	216	7	9	16	76	91	167
03	322	14	27	41	153	92	245
04	259	14	25	39	110	75	185
05	402	30	45	75	146	132	278
06	265	12	29	41	65	128	193
07	177	6	16	22	51	83	134
08	323	17	35	52	94	135	229
09	287	26	33	59	107	98	205
10	152	12	12	24	50	58	108
11	185	4	20	24	87	59	146
12	218	18	17	35	77	77	154
13	185	7	15	22	62	70	132
14	281	14	26	40	93	107	200
15	459	45	35	80	175	136	311
16	475	29	36	65	172	183	355
17	202	7	19	26	70	84	154
18	369	36	46	82	126	107	233
19	225	5	24	29	53	91	144
20	270	16	42	58	80	97	177
21	255	20	24	44	92	77	169
	5,693	343	556	899	1,989	2,053	4,042

SHELBY TOWNSHIP

01	648	72	187	259	36	53	89
02	526	76	131	207	56	67	123

03	266	24	78	102	25	42	67
04	451	41	129	170	39	47	86
05	562	88	128	216	63	65	128
06	202	8	46	54	20	46	66
07	730	116	166	282	50	74	124
08	365	42	121	163	20	40	60
09	193	11	59	70	26	31	57
10	338	35	91	126	28	49	77
11	364	35	86	121	30	69	99
12	532	64	125	189	26	57	83
13	346	63	75	138	13	45	58
14	518	42	166	208	25	47	72
15	335	29	96	125	19	34	53
16	691	97	182	279	29	61	90
17	575	69	181	250	26	61	87
18	340	53	83	136	37	28	65
19	393	52	122	174	21	36	57
20	244	23	53	76	38	28	66
21	122	11	23	34	12	36	48
22	748	123	182	305	36	64	100
23	658	93	188	281	28	39	67
24	819	108	255	363	44	68	112
25	527	63	136	199	45	54	99
26	576	106	53	159	139	51	190
27	457	60	86	146	70	67	137
28	829	141	109	250	149	80	229
29	210	8	60	68	17	46	63
	13,565	1,753	3,397	5,150	1,167	1,485	2,652

ST. CLAIR SHORES

01	906	163	116	279	221	192	413
02	517	60	60	120	125	172	297
03	547	68	59	127	115	181	296
04	403	44	60	104	101	120	221
05	568	35	60	95	129	231	360
06	598	49	58	107	167	209	376
07	383	20	47	67	77	170	247
08	560	52	44	96	163	187	350
09	377	54	32	86	125	88	213
10	672	60	102	162	179	206	385
11	313	28	34	62	92	81	173
12	681	71	90	161	153	205	358
13	859	115	112	227	188	220	408
14	245	13	29	42	58	96	154
15	623	54	61	115	170	182	352
16	685	67	91	158	222	171	393
17	688	75	80	155	195	209	404
18	542	50	62	112	127	180	307
19	485	44	53	97	126	145	271

20	408	37	55	92	94	122	216
21	487	35	46	81	121	183	304
22	391	26	51	77	73	130	203
23	543	36	61	97	155	181	336
24	818	104	60	164	275	189	464
	13,299	1,360	1,523	2,883	3,451	4,050	7,501

STERLING HEIGHTS

01	295	38	35	73	90	71	161
02	363	38	47	85	94	107	201
03	382	34	33	67	145	115	260
04	524	39	58	97	157	185	342
05	537	62	53	115	204	150	354
06	447	56	61	117	141	111	252
08	159	12	28	40	43	45	88
09	332	34	61	95	93	87	180
10	356	55	50	105	108	82	190
11	394	59	44	103	98	105	203
12	305	23	54	77	78	84	162
13	159	18	16	34	42	48	90
14	137	17	25	42	45	22	67
15	244	37	31	68	75	57	132
16	211	16	15	31	78	72	150
17	274	35	40	75	68	65	133
18	218	19	33	52	55	67	122
19	290	28	51	79	66	83	149
20	458	56	72	128	106	113	219
21	220	36	21	57	67	47	114
22	221	11	43	54	51	59	110
23	199	20	44	64	33	59	92
24	227	15	35	50	55	79	134
25	262	29	58	87	50	72	122
26	279	34	52	86	50	74	124
27	185	9	34	43	39	66	105
28	335	30	30	60	94	93	187
29	202	9	44	53	40	73	113
30	281	28	64	92	35	65	100
31	301	15	51	66	63	105	168
32	409	35	78	113	62	131	193
33	282	32	61	93	49	82	131
34	347	40	45	85	74	100	174
35	164	14	20	34	26	67	93
36	109	15	15	30	39	25	64
37	280	42	53	95	55	60	115
38	316	33	76	109	56	65	121
39	163	12	40	52	33	53	86
40	498	62	60	122	131	124	255
41	380	36	57	93	62	122	184
42	132	20	6	26	60	16	76
43							

	270	18	46	64	61	90	151
44	137	8	24	32	26	43	69
45	229	33	44	77	58	51	109
46	275	39	34	73	81	70	151
47	162	11	23	34	45	56	101
48	265	24	40	64	68	71	139
49	383	41	42	83	91	86	177
50	607	112	78	190	168	94	262
51	350	79	42	121	93	60	153
52	286	44	42	86	60	61	121
	14,841	1,662	2,209	3,871	3,761	3,988	7,749

UTICA

01	102	N/A	22	22	N/A	46	46
02	279	N/A	71	71	N/A	143	143
03	222	N/A	48	48	N/A	118	118
	603	N/A	141	141	N/A	307	307

WARREN

01	45	2	5	7	8	24	32
02	120	9	10	19	27	60	87
03	132	5	7	12	29	67	96
04	218	8	19	27	44	106	150
06	122	5	13	18	29	60	89
08	147	8	8	16	37	74	111
10	250	16	27	43	75	90	165
11	128	2	15	17	25	67	92
12	186	12	28	40	39	86	125
13	235	15	18	33	63	98	161
15	64	1	4	5	10	37	47
16	67	1	6	7	24	32	56
17	74	5	6	11	15	36	51
18	78	5	9	14	14	44	58
20	86	1	10	11	14	46	60
21	69	2	9	11	16	34	50
22	69	1	5	6	8	44	52
23	93	3	11	14	25	41	66
24	118	2	16	18	29	56	85
26	115	2	23	25	24	58	82
27	74	3	9	12	13	37	50
28	115	5	15	20	25	56	81
29	280	9	33	42	75	132	207
32	109	2	18	20	25	58	83
33	94	4	12	16	14	39	53
34	142	4	15	19	37	69	106
36	153	2	20	22	44	74	118
37	126	6	11	17	33	67	100
38	97	3	11	14	19	57	76
39	153	4	18	22	41	68	109
40	137	12	23	35	36	46	82
41	129	5	12	17	40	55	95

42	338	19	17	36	133	113	246
43	39	0	2	2	11	21	32
45	160	8	16	24	46	59	105
46	306	16	36	52	75	133	208
47	99	3	10	13	24	46	70
48	383	30	22	52	166	118	284
49	152	4	17	21	54	59	113
50	272	19	47	66	62	102	164
52	133	3	13	16	20	84	104
53	284	23	25	48	89	105	194
55	227	26	22	48	79	66	145
56	260	18	19	37	104	76	180
58	304	21	29	50	115	79	194
60	229	14	35	49	67	73	140
61	280	22	21	43	101	98	199
62	303	20	21	41	107	86	193
63	219	22	26	48	66	73	139
64	265	29	27	56	87	78	165
66	229	18	24	42	70	78	148
67	313	35	31	66	107	88	195
68	238	17	22	39	67	97	164
69	246	11	9	20	86	95	181
70	227	11	23	34	71	89	160
71	238	16	25	41	79	76	155
72	164	10	29	39	32	61	93
72A	67	0	8	8	16	37	53
73	278	22	29	51	71	108	179
74	474	43	36	79	136	182	318
76	283	20	27	47	89	102	191
78	313	19	31	50	123	96	219
80	282	27	36	63	77	84	161
81	159	6	9	15	63	66	129
82	332	35	34	69	122	96	218
84	278	18	40	58	87	82	169
85	285	22	31	53	80	91	171
86	454	32	36	68	146	155	301
88	223	24	26	50	84	55	139
90	224	29	20	49	82	55	137
92	161	14	14	28	59	55	114
93	248	15	28	43	69	92	161
94	310	27	30	57	126	80	206
96	264	23	34	57	91	77	168
97	282	21	27	48	76	99	175
98	216	22	23	45	51	82	133
99	130	7	15	22	43	40	83
99A	342	43	29	72	99	102	201
100	140	11	13	24	43	48	91
101	211	11	32	43	55	73	128

102	208	9	29	38	53	84	137
103	231	13	27	40	81	73	154
105	246	19	34	53	57	82	139
106	445	59	44	103	165	89	254
108	323	24	40	64	104	108	212
109	305	23	34	57	72	121	193
110	281	27	21	48	103	75	178
	17,928	1,244	1,851	3,095	5,398	6,560	11,958
WASHINGTON TOWNSHIP							
01	434	38	112	150	25	30	55
02	800	120	163	283	93	94	187
03	788	115	228	343	29	52	81
04	416	46	109	155	48	69	117
05	769	96	231	327	28	39	67
06	766	122	203	325	50	43	93
07	648	75	167	242	38	44	82
08	575	90	141	231	48	55	103
09	608	52	171	223	41	64	105
	5,804	754	1,525	2,279	400	490	890
TOTALS							
	124,010	10,789	20,238	31,027	24,396	36,786	61,182

■ Yellow in the TOTALS column means precinct hasn't reported
N/A indicates AV (Absentee) results are included in Elec Day results

These same results may also be obtained via:

- > Election Telephone Hotline: 586.469.5209
- > 24-Hour Fax (Within MI): 1.888.99.CLERK (request document number 6700)
- > 24-Hour Fax (Outside of MI): 1.310.575.5035 (request document number 6700)



Election Results

Clerk/Register of Deeds One 4-year term

Official results, updated August 18, 9:55 AM

[Race List](#) | [Race Summary](#) | [Race Details](#) | [Race Details \(Printer Friendly\)](#)

POLL BOOK TOTALS	Michael J. Arsenault (REP)			Carmella Sabaugh (DEM)			
	AV	Elec Day	TOTAL	AV	Elec Day	TOTAL	
ARMADA TOWNSHIP							
01	790	84	216	300	51	63	114
02	449	36	129	165	20	47	67
	1,239	120	345	465	71	110	181
BRUCE TOWNSHIP							
01	526	75	139	214	25	41	66
02	923	138	299	437	20	55	75
03	507	75	142	217	30	41	71
04	565	78	171	249	14	51	65
	2,521	366	751	1,117	89	188	277
CENTER LINE							
01	364	8	47	55	79	158	237
02	246	17	25	42	69	81	150
03	316	10	35	45	92	136	228
04	183	7	31	38	23	89	112
05	225	10	27	37	58	97	155
	1,334	52	165	217	321	561	882
CHESTERFIELD CHARTER TOWNSHIP							
01	437	N/A	145	145	N/A	174	174
02	342	N/A	114	114	N/A	130	130

 Yellow in the TOTALS column means precinct hasn't reported
 N/A indicates AV (Absentee) results are included in Elec Day results

These same results may also be obtained via:

- > Election Telephone Hotline: 586.469.5209
- > 24-Hour Fax (Within MI): 1.888.99.CLERK (request document number 6700)
- > 24-Hour Fax (Outside of MI): 1.310.575.5035 (request document number 6700)



Election Results

Clerk/Register of Deeds One 4-year term

Official results, updated August 18, 9:55 AM

[Race List](#) | [Race Summary](#) | [Race Details](#) | [Race Details \(Printer Friendly\)](#)

POLL BOOK TOTALS	Michael J. Arsenault (REP)			Carmella Sabaugh (DEM)			
	AV	Elec Day	TOTAL	AV	Elec Day	TOTAL	
ARMADA TOWNSHIP							
01	790	84	216	300	51	63	114
02	449	36	129	165	20	47	67
	1,239	120	345	465	71	110	181
BRUCE TOWNSHIP							
01	526	75	139	214	25	41	66
02	923	138	299	437	20	55	75
03	507	75	142	217	30	41	71
04	565	78	171	249	14	51	65
	2,521	366	751	1,117	89	188	277
CENTER LINE							
01	364	8	47	55	79	158	237
02	246	17	25	42	69	81	150
03	316	10	35	45	92	136	228
04	183	7	31	38	23	89	112
05	225	10	27	37	58	97	155
	1,334	52	165	217	321	561	882
CHESTERFIELD CHARTER TOWNSHIP							
01	437	N/A	145	145	N/A	174	174
02	342	N/A	114	114	N/A	130	130
03	396	N/A	114	114	N/A	179	179
04	126	N/A	27	27	N/A	57	57
05	457	N/A	131	131	N/A	194	194
06	352	N/A	137	137	N/A	128	128
07	373	N/A	127	127	N/A	157	157
08	366	N/A	120	120	N/A	140	140
09	309	N/A	78	78	N/A	143	143
10	607	N/A	236	236	N/A	191	191
11	201	N/A	46	46	N/A	96	96
12	220	N/A	67	67	N/A	89	89
13	352	N/A	98	98	N/A	156	156
14	167	N/A	50	50	N/A	66	66
15	57	N/A	14	14	N/A	32	32
16	206	N/A	60	60	N/A	92	92
17	115	N/A	31	31	N/A	53	53
18	227	N/A	71	71	N/A	100	100

19	202	N/A	70	70	N/A	88	88
20	234	N/A	73	73	N/A	88	88
	5,746	N/A	1,809	1,809	N/A	2,353	2,353
CLINTON TOWNSHIP							
01	348	64	31	95	112	73	185
02	144	23	17	40	33	42	75
03	195	12	19	31	57	84	141
04	197	12	22	34	88	41	129
05	107	3	0	3	21	60	81
06	327	37	30	67	87	99	186
07	194	18	28	46	69	56	125
08	239	18	35	53	55	71	126
09	199	16	24	40	46	73	119
10	537	92	37	129	166	98	264
11	244	12	26	38	53	92	145
12	128	12	13	25	37	45	82
13	177	9	23	32	33	76	109
14	123	12	12	24	41	31	72
15	268	15	37	52	62	81	143
16	324	45	32	77	109	67	176
17	240	19	24	43	64	78	142
18	330	27	49	76	100	81	181
19	353	48	43	91	77	68	145
20	192	10	24	34	45	79	124
21	221	12	16	28	87	51	138
22	256	24	16	40	90	79	169
23	455	57	56	113	120	114	234
24	270	48	24	72	78	61	139
25	243	28	25	53	78	63	141
26	453	61	61	122	125	93	218
27	328	60	34	94	114	62	176
28	68	2	3	5	24	29	53
29	438	50	81	131	81	106	187
30	288	35	33	68	88	79	167
31	230	17	22	39	46	97	143
32	289	60	29	89	67	52	119
33	399	42	30	72	129	101	230
34	66	5	10	15	16	22	38
35	685	95	53	148	262	94	356
36	313	39	36	75	92	76	168
37	496	71	46	117	167	101	268
38	280	28	71	99	31	71	102
39	334	57	31	88	123	62	185
40	370	22	62	84	86	111	197
41	307	32	31	63	106	74	180
42	346	40	27	67	139	70	209
43	143	33	15	48	28	35	63
44	500	70	45	115	142	99	241

45	293	47	34	81	60	76	136
46	491	106	27	133	178	41	219
	13,428	1,645	1,444	3,089	3,912	3,314	7,226
EASTPOINTE							
01	329	N/A	51	51	N/A	206	206
02	378	N/A	62	62	N/A	244	244
03	467	N/A	84	84	N/A	293	293
04	428	N/A	88	88	N/A	275	275
05	371	N/A	69	69	N/A	219	219
06	311	N/A	45	45	N/A	196	196
07	438	N/A	49	49	N/A	298	298
08	343	N/A	43	43	N/A	244	244
09	293	N/A	57	57	N/A	173	173
10	279	N/A	44	44	N/A	169	169
11	327	N/A	44	44	N/A	219	219
12	419	N/A	81	81	N/A	261	261
13	413	N/A	85	85	N/A	239	239
14	532	N/A	107	107	N/A	318	318
	5,328	N/A	909	909	N/A	3,354	3,354
FRASER							
01	258	7	33	40	69	103	172
02	397	33	70	103	78	135	213
03	580	48	72	120	187	167	354
04	337	34	47	81	88	103	191
05	157	11	27	38	42	44	86
06	415	42	63	105	75	146	221
07	260	31	25	56	81	83	164
	2,404	206	337	543	620	781	1,401
HARRISON CHARTER TOWNSHIP							
01	388	54	66	120	50	93	143
02	292	35	46	81	48	54	102
03	351	27	76	103	40	60	100
04	664	83	154	237	59	105	164
05	598	58	126	184	63	82	145
06	570	66	133	199	66	101	167
07	672	67	116	183	91	118	209
08	87	4	8	12	32	21	53
09	455	74	97	171	64	48	112
10	388	44	78	122	43	84	127
11	284	40	43	83	61	47	108
12	165	16	25	41	30	41	71
	4,914	568	968	1,536	647	854	1,501
LAKE TOWNSHIP							
01	21	N/A	12	12	N/A	1	1
	21	N/A	12	12	N/A	1	1
LENOX TOWNSHIP							
01	406	N/A	76	76	N/A	206	206
02	472	N/A	88	88	N/A	255	255
03	536	N/A	86	86	N/A	346	346

04	193	N/A	40	40	N/A	123	123
	1,607	N/A	290	290	N/A	930	930
MACOMB TOWNSHIP							
01	184	13	45	58	38	46	84
02	330	51	60	111	47	91	138
03	202	16	51	67	25	62	87
04	279	17	61	78	29	98	127
05	268	32	69	101	49	51	100
06	298	55	34	89	82	54	136
07	255	28	50	78	25	75	100
08	253	40	46	86	38	62	100
09	134	24	32	56	10	27	37
10	213	19	43	62	41	70	111
11	317	36	58	94	36	98	134
12	287	41	57	98	39	76	115
13	217	23	64	87	13	64	77
14	281	27	52	79	40	85	125
15	319	71	50	121	63	51	114
16	211	15	50	65	27	72	99
17	207	18	43	61	20	59	79
18	193	21	24	45	48	63	111
19	68	6	11	17	11	22	33
20	190	24	43	67	25	49	74
21	324	44	50	94	105	55	160
22	343	51	61	112	69	73	142
23	366	70	56	126	81	66	147
24	288	35	46	81	65	62	127
25	117	12	22	34	9	44	53
26	120	13	24	37	20	34	54
27	122	5	42	47	18	22	40
28	125	9	29	38	9	43	52
29	150	3	34	37	13	58	71
30	213	24	57	81	30	53	83
31	142	18	21	39	32	40	72
32	134	10	47	57	7	37	44
33	211	25	37	62	51	49	100
34	164	10	42	52	23	45	68
35	132	14	31	45	17	39	56
	7,657	920	1,542	2,462	1,255	1,995	3,250
MEMPHIS							
01	92	N/A	38	38	N/A	31	31
	92	N/A	38	38	N/A	31	31
MT. CLEMENS							
01	240	3	9	12	78	121	199
02	425	24	44	68	71	197	268
03	200	11	27	38	36	82	118
04	209	11	35	46	29	100	129
05	221	9	5	14	88	90	178
06							

	231	8	27	35	43	113	156
08	177	11	23	34	57	71	128
09	415	40	40	80	110	133	243
	2,118	117	210	327	512	907	1,419

NEW BALTIMORE

01	257	15	42	57	50	86	136
02	256	37	53	90	46	59	105
03	401	31	84	115	79	114	193
04	314	45	53	98	91	56	147
05	333	25	68	93	62	87	149
	1,561	153	300	453	328	402	730

RAY TOWNSHIP

01	405	51	138	189	7	37	44
02	588	71	183	254	22	50	72
	993	122	321	443	29	87	116

RICHMOND TOWNSHIP

01	255	N/A	116	116	N/A	70	70
02	217	N/A	77	77	N/A	58	58
	472	N/A	193	193	N/A	128	128

RICHMOND CITY

01	511	N/A	145	145	N/A	236	236
02	331	N/A	101	101	N/A	135	135
	842	N/A	246	246	N/A	371	371

ROSEVILLE

01	166	5	22	27	48	68	116
02	216	7	13	20	75	80	155
03	322	14	26	40	147	83	230
04	259	16	23	39	105	74	179
05	402	30	45	75	145	125	270
06	265	12	32	44	62	120	182
07	177	7	16	23	43	78	121
08	323	18	35	53	95	135	230
09	287	27	34	61	96	91	187
10	152	12	12	24	50	54	104
11	185	5	21	26	84	52	136
12	218	22	18	40	71	77	148
13	185	11	18	29	60	67	127
14	281	14	28	42	86	93	179
15	459	45	38	83	159	126	285
16	475	28	36	64	169	168	337
17	202	9	21	30	67	76	143
18	369	37	48	85	121	95	216
19	225	5	28	33	50	86	136
20	270	18	45	63	78	86	164
21	255	22	27	49	90	73	163
	5,693	364	586	950	1,901	1,907	3,808

SHELBY TOWNSHIP

01	648	81	205	286	37	51	88
02	526	92	143	235	55	63	118

03	266	30	80	110	24	38	62
04	451	48	134	182	38	40	78
05	562	109	129	238	60	63	123
06	202	10	52	62	20	43	63
07	730	132	179	311	44	65	109
08	365	50	127	177	19	36	55
09	193	13	62	75	24	29	53
10	338	46	92	138	27	41	68
11	364	35	94	129	29	65	94
12	532	79	143	222	22	52	74
13	346	68	86	154	12	45	57
14	518	56	179	235	21	46	67
15	335	32	100	132	16	32	48
16	691	129	185	314	29	58	87
17	575	78	193	271	25	58	83
18	340	58	90	148	35	28	63
19	393	61	127	188	19	35	54
20	244	31	54	85	40	27	67
21	122	11	25	36	12	33	45
22	748	147	187	334	33	58	91
23	658	108	200	308	24	35	59
24	819	118	268	386	40	61	101
25	527	71	142	213	42	48	90
26	576	128	61	189	137	51	188
27	457	68	93	161	70	62	132
28	829	172	114	286	140	77	217
29	210	8	63	71	19	41	60
	13,565	2,069	3,607	5,676	1,113	1,381	2,494

ST. CLAIR SHORES

01	906	177	126	303	205	168	373
02	517	63	63	126	114	157	271
03	547	72	61	133	106	161	267
04	403	45	66	111	93	115	208
05	568	37	63	100	124	204	328
06	598	53	59	112	153	185	338
07	383	19	48	67	68	161	229
08	560	58	48	106	145	164	309
09	377	59	35	94	113	78	191
10	672	68	102	170	166	191	357
11	313	29	36	65	71	78	149
12	681	74	96	170	140	194	334
13	859	128	116	244	168	199	367
14	245	14	32	46	54	83	137
15	623	68	66	134	152	166	318
16	685	78	93	171	203	156	359
17	688	74	87	161	184	187	371
18	542	56	69	125	109	156	265
19	485	48	57	105	124	132	256

20	408	34	52	86	78	114	192
21	487	35	53	88	112	168	280
22	391	28	59	87	69	124	193
23	543	40	69	109	140	161	301
24	818	104	63	167	245	165	410
	13,299	1,461	1,619	3,080	3,136	3,667	6,803

STERLING HEIGHTS

01	295	40	38	78	91	68	159
02	363	42	54	96	87	98	185
03	382	37	39	76	142	105	247
04	524	46	65	111	152	176	328
05	537	66	56	122	192	133	325
06	447	60	62	122	129	105	234
08	159	11	30	41	43	40	83
09	332	35	62	97	87	80	167
10	356	59	56	115	101	78	179
11	394	66	43	109	91	89	180
12	305	25	56	81	71	76	147
13	159	21	17	38	41	44	85
14	137	22	26	48	46	22	68
15	244	38	31	69	68	57	125
16	211	17	19	36	69	65	134
17	274	34	42	76	68	61	129
18	218	17	33	50	51	63	114
19	290	29	51	80	63	75	138
20	458	54	77	131	104	106	210
21	220	39	21	60	61	45	106
22	221	13	46	59	48	56	104
23	199	23	45	68	30	57	87
24	227	21	36	57	51	69	120
25	262	31	58	89	46	65	111
26	279	38	55	93	48	69	117
27	185	9	41	50	38	55	93
28	335	34	34	68	87	87	174
29	202	9	48	57	36	62	98
30	281	32	65	97	32	58	90
31	301	18	51	69	61	95	156
32	409	38	82	120	57	117	174
33	282	31	62	93	48	75	123
34	347	47	49	96	67	94	161
35	164	14	26	40	27	62	89
36	109	15	13	28	38	22	60
37	280	46	49	95	50	52	102
38	316	35	77	112	56	61	117
39	163	12	44	56	33	53	86
40	498	78	64	142	127	117	244
41	380	44	65	109	59	99	158
42	132	23	7	30	59	14	73
43							

	270	24	50	74	60	83	143
44	137	9	27	36	25	42	67
45	229	35	43	78	52	47	99
46	275	42	38	80	75	65	140
47	162	14	23	37	48	51	99
48	265	29	40	69	65	64	129
49	383	47	54	101	87	73	160
50	607	121	83	204	157	90	247
51	350	86	42	128	86	56	142
52	286	53	45	98	58	54	112
	14,841	1,829	2,340	4,169	3,568	3,650	7,218

UTICA

01	102	N/A	26	26	N/A	43	43
02	279	N/A	78	78	N/A	130	130
03	222	N/A	54	54	N/A	106	106
	603	N/A	158	158	N/A	279	279

WARREN

01	45	3	3	6	8	23	31
02	120	7	10	17	29	57	86
03	132	5	6	11	25	59	84
04	218	10	20	30	42	104	146
06	122	5	11	16	26	55	81
08	147	9	10	19	34	73	107
10	250	17	28	45	71	88	159
11	128	2	14	16	23	59	82
12	186	12	30	42	33	80	113
13	235	15	20	35	54	90	144
15	64	3	5	8	11	34	45
16	67	1	6	7	20	32	52
17	74	5	5	10	14	32	46
18	78	5	9	14	14	40	54
20	86	1	11	12	14	42	56
21	69	2	8	10	18	32	50
22	69	3	5	8	8	39	47
23	93	3	13	16	23	39	62
24	118	2	17	19	28	55	83
26	115	2	24	26	25	53	78
27	74	3	9	12	14	30	44
28	115	7	15	22	23	54	77
29	280	9	33	42	72	122	194
32	109	2	18	20	24	53	77
33	94	4	14	18	13	39	52
34	142	4	15	19	35	68	103
36	153	2	20	22	41	65	106
37	126	7	12	19	32	61	93
38	97	3	11	14	18	53	71
39	153	4	18	22	39	63	102
40	137	15	23	38	34	44	78
41	129	5	13	18	40	51	91

42	338	22	16	38	122	99	221
43	39	0	2	2	10	18	28
45	160	9	16	25	40	60	100
46	306	17	38	55	66	120	186
47	99	3	12	15	24	39	63
48	383	30	23	53	152	106	258
49	152	4	17	21	52	58	110
50	272	18	52	70	61	96	157
52	133	3	14	17	22	76	98
53	284	23	27	50	82	98	180
55	227	29	23	52	75	58	133
56	260	20	24	44	97	70	167
58	304	24	32	56	113	76	189
60	229	15	35	50	64	62	126
61	280	24	24	48	97	93	190
62	303	25	23	48	110	84	194
63	219	26	26	52	64	67	131
64	265	33	28	61	83	70	153
66	229	19	26	45	66	70	136
67	313	34	31	65	103	81	184
68	238	18	25	43	68	83	151
69	246	14	11	25	73	88	161
70	227	11	24	35	65	79	144
71	238	14	27	41	74	68	142
72	164	11	30	41	31	58	89
72A	67	0	7	7	12	34	46
73	278	22	29	51	62	97	159
74	474	44	38	82	123	156	279
76	283	24	27	51	80	96	176
78	313	19	31	50	115	80	195
80	282	31	40	71	78	80	158
81	159	6	9	15	59	57	116
82	332	39	37	76	118	86	204
84	278	18	39	57	84	75	159
85	285	26	32	58	76	82	158
86	454	37	37	74	143	135	278
88	223	26	24	50	81	53	134
90	224	29	22	51	80	52	132
92	161	15	13	28	55	51	106
93	248	17	29	46	65	83	148
94	310	29	31	60	123	79	202
96	264	21	35	56	89	71	160
97	282	21	28	49	73	88	161
98	216	22	28	50	48	70	118
99	130	8	15	23	38	42	80
99A	342	54	34	88	90	92	182
100	140	13	15	28	42	46	88
101	211	14	37	51	56	69	125

102	208	9	28	37	50	76	126
103	231	14	28	42	79	68	147
105	246	20	38	58	58	75	133
106	445	62	44	106	157	82	239
108	323	29	43	72	101	95	196
109	305	25	38	63	66	110	176
110	281	28	24	52	104	71	175
	17,928	1,345	1,942	3,287	5,124	6,017	11,141
WASHINGTON TOWNSHIP							
01	434	46	116	162	22	28	50
02	800	154	186	340	85	85	170
03	788	137	232	369	27	46	73
04	416	51	115	166	48	63	111
05	769	98	244	342	24	34	58
06	766	152	222	374	48	34	82
07	648	96	188	284	32	42	74
08	575	103	161	264	47	42	89
09	608	51	196	247	39	60	99
	5,804	888	1,660	2,548	372	434	806
TOTALS							
	124,010	12,225	21,792	34,017	22,998	33,702	56,700

■ Yellow in the TOTALS column means precinct hasn't reported
N/A indicates AV (Absentee) results are included in Elec Day results

These same results may also be obtained via:

- > Election Telephone Hotline: 586.469.5209
- > 24-Hour Fax (Within MI): 1.888.99.CLERK (request document number 6700)
- > 24-Hour Fax (Outside of MI): 1.310.575.5035 (request document number 6700)



Election Results

Treasurer One 4-year term

Official results, updated August 18, 9:55 AM

[Race List](#) | [Race Summary](#) | [Race Details](#) | [Race Details \(Printer Friendly\)](#)

POLL BOOK TOTALS	Lawrence Rocca (REP)			Ted B. Wahby (DEM)			
	AV	Elec Day	TOTAL	AV	Elec Day	TOTAL	
ARMADA TOWNSHIP							
01	790	82	218	300	48	58	106
02	449	35	130	165	18	46	64
	1,239	117	348	465	66	104	170
BRUCE TOWNSHIP							
01	526	73	137	210	25	38	63
02	923	141	311	452	19	52	71
03	507	78	149	227	30	41	71
04	565	78	179	257	13	48	61
	2,521	370	776	1,146	87	179	266
CENTER LINE							
01	364	10	47	57	74	154	228
02	246	17	26	43	71	83	154
03	316	10	33	43	85	128	213
04	183	6	31	37	23	88	111
05	225	10	27	37	59	90	149
	1,334	53	164	217	312	543	855
CHESTERFIELD CHARTER TOWNSHIP							
01	437	N/A	144	144	N/A	168	168
02	342	N/A	115	115	N/A	122	122

■ Yellow in the TOTALS column means precinct hasn't reported
 N/A indicates AV (Absentee) results are included in Elec Day results

These same results may also be obtained via:

- > Election Telephone Hotline: 586.469.5209
- > 24-Hour Fax (Within MI): 1.888.99.CLERK (request document number 6700)
- > 24-Hour Fax (Outside of MI): 1.310.575.5035 (request document number 6700)



Election Results

Treasurer One 4-year term

Official results, updated August 18, 9:55 AM

[Race List](#) | [Race Summary](#) | [Race Details](#) | [Race Details \(Printer Friendly\)](#)

POLL BOOK TOTALS	Lawrence Rocca (REP)			Ted B. Wahby (DEM)			
	AV	Elec Day	TOTAL	AV	Elec Day	TOTAL	
ARMADA TOWNSHIP							
01	790	82	218	300	48	58	106
02	449	35	130	165	18	46	64
	1,239	117	348	465	66	104	170
BRUCE TOWNSHIP							
01	526	73	137	210	25	38	63
02	923	141	311	452	19	52	71
03	507	78	149	227	30	41	71
04	565	78	179	257	13	48	61
	2,521	370	776	1,146	87	179	266
CENTER LINE							
01	364	10	47	57	74	154	228
02	246	17	26	43	71	83	154
03	316	10	33	43	85	128	213
04	183	6	31	37	23	88	111
05	225	10	27	37	59	90	149
	1,334	53	164	217	312	543	855
CHESTERFIELD CHARTER TOWNSHIP							
01	437	N/A	144	144	N/A	168	168
02	342	N/A	115	115	N/A	122	122
03	396	N/A	112	112	N/A	167	167
04	126	N/A	27	27	N/A	53	53
05	457	N/A	128	128	N/A	186	186
06	352	N/A	136	136	N/A	119	119
07	373	N/A	123	123	N/A	154	154
08	366	N/A	116	116	N/A	137	137
09	309	N/A	80	80	N/A	141	141
10	607	N/A	237	237	N/A	186	186
11	201	N/A	46	46	N/A	96	96
12	220	N/A	64	64	N/A	84	84
13	352	N/A	97	97	N/A	146	146
14	167	N/A	51	51	N/A	62	62
15	57	N/A	14	14	N/A	29	29
16	206	N/A	61	61	N/A	91	91
17	115	N/A	28	28	N/A	51	51
18	227	N/A	74	74	N/A	96	96

19	202	N/A	65	65	N/A	83	83
20	234	N/A	83	83	N/A	87	87
	5,746	N/A	1,801	1,801	N/A	2,258	2,258
CLINTON TOWNSHIP							
01	348	62	35	97	108	69	177
02	144	21	16	37	29	39	68
03	195	15	20	35	56	83	139
04	197	12	23	35	86	40	126
05	107	3	1	4	19	57	76
06	327	37	31	68	87	93	180
07	194	17	27	44	66	55	121
08	239	18	36	54	52	74	126
09	199	16	25	41	45	71	116
10	537	94	42	136	156	95	251
11	244	14	22	36	49	86	135
12	128	12	13	25	36	43	79
13	177	9	23	32	33	73	106
14	123	12	12	24	40	31	71
15	268	19	39	58	64	80	144
16	324	50	36	86	107	59	166
17	240	19	23	42	63	78	141
18	330	28	52	80	98	78	176
19	353	45	45	90	76	67	143
20	192	10	23	33	45	73	118
21	221	13	21	34	83	46	129
22	256	25	16	41	88	74	162
23	455	56	58	114	121	109	230
24	270	49	26	75	76	54	130
25	243	28	28	56	75	58	133
26	453	59	62	121	123	87	210
27	328	60	34	94	111	60	171
28	68	1	3	4	23	27	50
29	438	50	89	139	75	98	173
30	288	36	34	70	83	72	155
31	230	17	22	39	46	92	138
32	289	59	33	92	65	47	112
33	399	40	31	71	119	98	217
34	66	5	10	15	16	21	37
35	685	95	57	152	258	90	348
36	313	38	37	75	89	66	155
37	496	79	47	126	159	101	260
38	280	26	78	104	31	66	97
39	334	56	31	87	115	57	172
40	370	21	63	84	80	105	185
41	307	31	30	61	104	75	179
42	346	40	31	71	134	66	200
43	143	34	15	49	25	34	59
44	500	70	53	123	137	98	235

45	293	50	35	85	62	73	135
46	491	107	27	134	173	38	211
	13,428	1,658	1,515	3,173	3,786	3,156	6,942
EASTPOINTE							
01	329	N/A	48	48	N/A	193	193
02	378	N/A	66	66	N/A	236	236
03	467	N/A	85	85	N/A	284	284
04	428	N/A	86	86	N/A	263	263
05	371	N/A	72	72	N/A	214	214
06	311	N/A	46	46	N/A	186	186
07	438	N/A	48	48	N/A	286	286
08	343	N/A	44	44	N/A	237	237
09	293	N/A	58	58	N/A	165	165
10	279	N/A	46	46	N/A	167	167
11	327	N/A	45	45	N/A	208	208
12	419	N/A	78	78	N/A	255	255
13	413	N/A	87	87	N/A	240	240
14	532	N/A	109	109	N/A	302	302
	5,328	N/A	918	918	N/A	3,236	3,236
FRASER							
01	258	7	34	41	69	104	173
02	397	34	69	103	76	124	200
03	580	47	75	122	182	157	339
04	337	34	50	84	81	95	176
05	157	8	27	35	40	43	83
06	415	44	63	107	74	134	208
07	260	32	25	57	81	80	161
	2,404	206	343	549	603	737	1,340
HARRISON CHARTER TOWNSHIP							
01	388	56	67	123	49	87	136
02	292	37	45	82	45	55	100
03	351	25	78	103	38	59	97
04	664	78	156	234	56	101	157
05	598	61	129	190	64	75	139
06	570	64	137	201	65	93	158
07	672	67	119	186	86	113	199
08	87	5	8	13	31	21	52
09	455	72	101	173	61	48	109
10	388	47	79	126	42	78	120
11	284	42	43	85	59	48	107
12	165	16	25	41	30	41	71
	4,914	570	987	1,557	626	819	1,445
LAKE TOWNSHIP							
01	21	N/A	13	13	N/A	1	1
	21	N/A	13	13	N/A	1	1
LENOX TOWNSHIP							
01	406	N/A	79	79	N/A	188	188
02	472	N/A	85	85	N/A	239	239
03	536	N/A	87	87	N/A	330	330

04	193	N/A	39	39	N/A	121	121
	1,607	N/A	290	290	N/A	878	878
MACOMB TOWNSHIP							
01	184	13	49	62	39	44	83
02	330	51	60	111	46	87	133
03	202	14	54	68	19	61	80
04	279	20	60	80	27	95	122
05	268	30	70	100	50	49	99
06	298	65	36	101	78	54	132
07	255	26	57	83	22	70	92
08	253	44	48	92	35	60	95
09	134	22	34	56	12	25	37
10	213	18	45	63	40	70	110
11	317	31	66	97	36	92	128
12	287	44	58	102	39	73	112
13	217	22	69	91	10	60	70
14	281	29	53	82	40	81	121
15	319	74	51	125	61	46	107
16	211	12	54	66	27	66	93
17	207	18	50	68	18	58	76
18	193	22	25	47	47	62	109
19	68	6	10	16	10	20	30
20	190	22	43	65	25	50	75
21	324	48	53	101	89	52	141
22	343	52	64	116	64	62	126
23	366	75	53	128	75	61	136
24	288	35	56	91	60	60	120
25	117	14	25	39	8	42	50
26	120	13	24	37	19	29	48
27	122	5	46	51	17	22	39
28	125	12	28	40	9	37	46
29	150	2	38	40	14	51	65
30	213	21	58	79	30	50	80
31	142	18	22	40	33	37	70
32	134	10	53	63	6	32	38
33	211	26	41	67	51	44	95
34	164	9	46	55	22	45	67
35	132	15	30	45	16	41	57
	7,657	938	1,629	2,567	1,194	1,888	3,082
MEMPHIS							
01	92	N/A	37	37	N/A	28	28
	92	N/A	37	37	N/A	28	28
MT. CLEMENS							
01	240	3	8	11	76	117	193
02	425	22	43	65	64	175	239
03	200	11	27	38	36	76	112
04	209	11	34	45	29	98	127
05	221	11	5	16	87	88	175
06							

	231	8	26	34	40	105	145
08	177	11	22	33	55	70	125
09	415	39	36	75	111	131	242
	2,118	116	201	317	498	860	1,358

NEW BALTIMORE

01	257	16	42	58	48	86	134
02	256	36	47	83	43	55	98
03	401	31	80	111	78	104	182
04	314	43	52	95	83	52	135
05	333	25	66	91	55	82	137
	1,561	151	287	438	307	379	686

RAY TOWNSHIP

01	405	54	136	190	7	35	42
02	588	67	182	249	20	51	71
	993	121	318	439	27	86	113

RICHMOND TOWNSHIP

01	255	N/A	113	113	N/A	66	66
02	217	N/A	77	77	N/A	57	57
	472	N/A	190	190	N/A	123	123

RICHMOND CITY

01	511	N/A	145	145	N/A	226	226
02	331	N/A	101	101	N/A	130	130
	842	N/A	246	246	N/A	356	356

ROSEVILLE

01	166	8	21	29	50	64	114
02	216	7	12	19	75	81	156
03	322	14	25	39	139	88	227
04	259	17	24	41	99	69	168
05	402	30	46	76	139	119	258
06	265	12	32	44	54	117	171
07	177	7	16	23	43	80	123
08	323	17	35	52	92	132	224
09	287	27	35	62	95	88	183
10	152	13	11	24	48	54	102
11	185	6	21	27	83	50	133
12	218	21	18	39	71	78	149
13	185	11	18	29	59	66	125
14	281	15	28	43	84	94	178
15	459	47	39	86	148	120	268
16	475	28	37	65	159	164	323
17	202	8	21	29	65	75	140
18	369	37	49	86	118	93	211
19	225	8	29	37	46	86	132
20	270	17	44	61	74	83	157
21	255	23	29	52	84	72	156
	5,693	373	590	963	1,825	1,873	3,698

SHELBY TOWNSHIP

01	648	81	213	294	35	50	85
02	526	94	147	241	55	55	110

03	266	32	83	115	22	38	60
04	451	51	145	196	35	39	74
05	562	108	128	236	55	56	111
06	202	10	54	64	19	42	61
07	730	128	187	315	42	61	103
08	365	48	129	177	20	34	54
09	193	13	65	78	25	28	53
10	338	51	96	147	24	37	61
11	364	36	95	131	28	64	92
12	532	72	154	226	23	47	70
13	346	69	91	160	13	44	57
14	518	53	192	245	20	45	65
15	335	32	104	136	16	28	44
16	691	130	200	330	29	57	86
17	575	80	199	279	24	49	73
18	340	61	100	161	33	27	60
19	393	61	130	191	19	34	53
20	244	30	58	88	37	27	64
21	122	11	25	36	12	29	41
22	748	148	213	361	33	55	88
23	658	118	209	327	18	31	49
24	819	119	271	390	37	59	96
25	527	87	154	241	40	44	84
26	576	136	64	200	130	47	177
27	457	66	90	156	67	58	125
28	829	173	119	292	134	76	210
29	210	8	68	76	16	40	56
	13,565	2,106	3,783	5,889	1,061	1,301	2,362

ST. CLAIR SHORES

01	906	177	125	302	199	174	373
02	517	66	65	131	113	156	269
03	547	69	62	131	111	162	273
04	403	45	64	109	91	118	209
05	568	36	64	100	116	209	325
06	598	51	61	112	159	185	344
07	383	21	49	70	65	156	221
08	560	59	47	106	148	169	317
09	377	58	36	94	113	81	194
10	672	66	104	170	161	190	351
11	313	33	36	69	75	80	155
12	681	78	98	176	143	202	345
13	859	135	117	252	170	201	371
14	245	14	31	45	52	82	134
15	623	67	68	135	158	172	330
16	685	78	92	170	200	158	358
17	688	75	88	163	174	183	357
18	542	56	69	125	121	170	291
19	485	46	56	102	124	137	261

20	408	36	51	87	83	115	198
21	487	37	50	87	114	169	283
22	391	29	61	90	64	127	191
23	543	40	68	108	144	168	312
24	818	110	63	173	248	167	415
	13,299	1,482	1,625	3,107	3,146	3,731	6,877

STERLING HEIGHTS

01	295	40	44	84	86	66	152
02	363	45	54	99	86	94	180
03	382	38	37	75	141	97	238
04	524	49	62	111	145	162	307
05	537	64	58	122	184	131	315
06	447	61	62	123	125	99	224
08	159	13	29	42	40	36	76
09	332	36	63	99	84	74	158
10	356	57	52	109	102	74	176
11	394	70	51	121	84	88	172
12	305	31	55	86	68	72	140
13	159	22	18	40	39	42	81
14	137	21	26	47	46	19	65
15	244	43	33	76	63	50	113
16	211	18	18	36	72	63	135
17	274	37	45	82	64	57	121
18	218	21	33	54	46	61	107
19	290	29	50	79	55	73	128
20	458	60	79	139	97	101	198
21	220	45	22	67	64	43	107
22	221	12	47	59	47	53	100
23	199	22	47	69	29	52	81
24	227	24	36	60	52	67	119
25	262	31	60	91	41	65	106
26	279	35	58	93	48	64	112
27	185	13	46	59	36	56	92
28	335	38	36	74	83	85	168
29	202	9	46	55	37	57	94
30	281	32	75	107	31	56	87
31	301	22	53	75	60	93	153
32	409	40	86	126	57	109	166
33	282	39	63	102	47	71	118
34	347	50	54	104	65	83	148
35	164	16	28	44	26	60	86
36	109	17	12	29	38	23	61
37	280	51	49	100	49	52	101
38	316	37	84	121	56	54	110
39	163	13	46	59	33	50	83
40	498	83	70	153	122	113	235
41	380	45	70	115	53	89	142
42	132	25	7	32	56	14	70
43							

	270	21	50	71	56	77	133
44	137	7	27	34	25	37	62
45	229	34	43	77	54	46	100
46	275	42	36	78	72	62	134
47	162	14	24	38	46	48	94
48	265	33	45	78	61	61	122
49	383	56	58	114	83	71	154
50	607	122	83	205	148	82	230
51	350	86	42	128	81	53	134
52	286	55	46	101	56	53	109
	14,841	1,924	2,418	4,342	3,439	3,458	6,897

UTICA

01	102	N/A	28	28	N/A	40	40
02	279	N/A	81	81	N/A	122	122
03	222	N/A	56	56	N/A	106	106
	603	N/A	165	165	N/A	268	268

WARREN

01	45	3	5	8	6	23	29
02	120	8	10	18	25	52	77
03	132	5	8	13	28	61	89
04	218	10	21	31	39	95	134
06	122	5	12	17	23	48	71
08	147	9	9	18	33	68	101
10	250	17	27	44	68	80	148
11	128	2	15	17	20	52	72
12	186	12	29	41	33	73	106
13	235	15	20	35	54	87	141
15	64	3	5	8	11	32	43
16	67	1	7	8	20	30	50
17	74	5	5	10	15	31	46
18	78	5	9	14	14	38	52
20	86	1	12	13	14	42	56
21	69	2	9	11	18	28	46
22	69	3	6	9	8	39	47
23	93	3	13	16	24	36	60
24	118	2	17	19	20	53	73
26	115	2	25	27	25	52	77
27	74	3	9	12	13	32	45
28	115	6	16	22	24	50	74
29	280	9	35	44	63	112	175
32	109	2	18	20	25	47	72
33	94	4	13	17	13	37	50
34	142	4	18	22	32	66	98
36	153	2	18	20	42	64	106
37	126	8	13	21	32	54	86
38	97	3	11	14	19	48	67
39	153	4	18	22	41	59	100
40	137	15	23	38	33	43	76
41	129	5	13	18	39	51	90

42	338	20	17	37	120	90	210
43	39	0	2	2	10	16	26
45	160	9	17	26	39	50	89
46	306	17	38	55	66	112	178
47	99	3	11	14	22	35	57
48	383	30	22	52	146	95	241
49	152	4	17	21	53	51	104
50	272	19	51	70	56	88	144
52	133	3	14	17	21	75	96
53	284	26	30	56	78	91	169
55	227	27	23	50	72	56	128
56	260	20	25	45	94	64	158
58	304	27	33	60	107	74	181
60	229	16	37	53	58	59	117
61	280	25	24	49	92	82	174
62	303	25	27	52	103	77	180
63	219	27	28	55	63	63	126
64	265	33	29	62	80	66	146
66	229	21	27	48	63	68	131
67	313	38	35	73	97	78	175
68	238	19	25	44	65	82	147
69	246	14	10	24	78	76	154
70	227	11	23	34	63	76	139
71	238	14	25	39	74	64	138
72	164	11	30	41	30	51	81
72A	67	0	8	8	9	32	41
73	278	22	31	53	64	92	156
74	474	44	39	83	115	145	260
76	283	25	29	54	81	81	162
78	313	19	34	53	111	73	184
80	282	28	40	68	70	73	143
81	159	6	9	15	56	55	111
82	332	41	36	77	109	78	187
84	278	19	41	60	83	70	153
85	285	26	32	58	68	70	138
86	454	35	37	72	131	124	255
88	223	26	26	52	73	51	124
90	224	34	22	56	76	48	124
92	161	16	17	33	53	45	98
93	248	18	29	47	62	82	144
94	310	28	31	59	121	74	195
96	264	22	37	59	85	67	152
97	282	23	31	54	68	89	157
98	216	23	27	50	42	67	109
99	130	10	15	25	37	39	76
99A	342	52	37	89	86	83	169
100	140	13	14	27	38	39	77
101	211	14	37	51	46	63	109

102	208	10	27	37	47	72	119
103	231	15	28	43	69	64	133
105	246	23	40	63	55	68	123
106	445	60	47	107	150	80	230
108	323	31	43	74	95	93	188
109	305	27	36	63	65	99	164
110	281	27	23	50	100	64	164
	17,928	1,374	1,992	3,366	4,889	5,602	10,491
WASHINGTON TOWNSHIP							
01	434	48	116	164	21	26	47
02	800	147	192	339	86	85	171
03	788	143	240	383	28	47	75
04	416	54	115	169	44	63	107
05	769	99	258	357	24	31	55
06	766	163	239	402	45	30	75
07	648	103	197	300	33	39	72
08	575	106	164	270	45	39	84
09	608	52	197	249	40	57	97
	5,804	915	1,718	2,633	366	417	783
TOTALS							
	124,010	12,474	22,354	34,828	22,232	32,281	54,513

■ Yellow in the TOTALS column means precinct hasn't reported
N/A indicates AV (Absentee) results are included in Elec Day results

These same results may also be obtained via:

- > Election Telephone Hotline: 586.469.5209
- > 24-Hour Fax (Within MI): 1.888.99.CLERK (request document number 6700)
- > 24-Hour Fax (Outside of MI): 1.310.575.5035 (request document number 6700)



Election Results

Public Works Commissioner One 4-year term

Official results, updated August 18, 9:55 AM

[Race List](#) | [Race Summary](#) | [Race Details](#) | [Race Details \(Printer Friendly\)](#)

POLL BOOK TOTALS	Bruce Brazen (REP)			Michael Barber (REP)			Anthony V. Marrocco (DEM)			
	AV	Elec Day	TOTAL	AV	Elec Day	TOTAL	AV	Elec Day	TOTAL	
ARMADA TOWNSHIP										
01	790	25	58	83	52	164	216	44	65	109
02	449	17	46	63	21	77	98	17	45	62
	1,239	42	104	146	73	241	314	61	110	171
BRUCE TOWNSHIP										
01	526	15	42	57	53	95	148	25	38	63
02	923	39	112	151	92	178	270	20	50	70
03	507	17	34	51	61	100	161	27	41	68
04	565	21	53	74	47	115	162	14	44	58
	2,521	92	241	333	253	488	741	86	173	259
CENTER LINE										
01	364	1	9	10	9	37	46	76	153	229
02	246	11	11	22	7	12	19	71	79	150
03	316	3	11	14	7	21	28	89	131	220
04	183	1	11	12	4	19	23	22	88	110
05	225	4	9	13	7	14	21	58	90	148
	1,334	20	51	71	34	103	137	316	541	857
CHESTERFIELD CHARTER TOWNSHIP										
01	437	N/A	38	38	N/A	95	95	N/A	164	164
02	342	N/A	26	26	N/A	81	81	N/A	120	120

■ Yellow in the TOTALS column means precinct hasn't reported
 N/A indicates AV (Absentee) results are included in Elec Day results

These same results may also be obtained via:

- > Election Telephone Hotline: 586.469.5209
- > 24-Hour Fax (Within MI): 1.888.99.CLERK (request document number 6700)
- > 24-Hour Fax (Outside of MI): 1.310.575.5035 (request document number 6700)



Election Results

Public Works Commissioner One 4-year term

Official results, updated August 18, 9:55 AM

[Race List](#) | [Race Summary](#) | [Race Details](#) | [Race Details \(Printer Friendly\)](#)

POLL BOOK TOTALS	Bruce Brazen (REP)			Michael Barber (REP)			Anthony V. Marrocco (DEM)			
	AV	Elec Day	TOTAL	AV	Elec Day	TOTAL	AV	Elec Day	TOTAL	
ARMADA TOWNSHIP										
01	790	25	58	83	52	164	216	44	65	109
02	449	17	46	63	21	77	98	17	45	62
	1,239	42	104	146	73	241	314	61	110	171
BRUCE TOWNSHIP										
01	526	15	42	57	53	95	148	25	38	63
02	923	39	112	151	92	178	270	20	50	70
03	507	17	34	51	61	100	161	27	41	68
04	565	21	53	74	47	115	162	14	44	58
	2,521	92	241	333	253	488	741	86	173	259
CENTER LINE										
01	364	1	9	10	9	37	46	76	153	229
02	246	11	11	22	7	12	19	71	79	150
03	316	3	11	14	7	21	28	89	131	220
04	183	1	11	12	4	19	23	22	88	110
05	225	4	9	13	7	14	21	58	90	148
	1,334	20	51	71	34	103	137	316	541	857
CHESTERFIELD CHARTER TOWNSHIP										
01	437	N/A	38	38	N/A	95	95	N/A	164	164
02	342	N/A	26	26	N/A	81	81	N/A	120	120
03	396	N/A	30	30	N/A	71	71	N/A	168	168
04	126	N/A	7	7	N/A	19	19	N/A	51	51
05	457	N/A	45	45	N/A	90	90	N/A	174	174
06	352	N/A	49	49	N/A	91	91	N/A	124	124
07	373	N/A	34	34	N/A	94	94	N/A	149	149
08	366	N/A	42	42	N/A	76	76	N/A	131	131
09	309	N/A	28	28	N/A	52	52	N/A	140	140
10	607	N/A	79	79	N/A	139	139	N/A	181	181
11	201	N/A	17	17	N/A	27	27	N/A	91	91
12	220	N/A	20	20	N/A	47	47	N/A	81	81
13	352	N/A	29	29	N/A	70	70	N/A	149	149
14	167	N/A	19	19	N/A	32	32	N/A	63	63
15	57	N/A	5	5	N/A	8	8	N/A	30	30
16	206	N/A	10	10	N/A	47	47	N/A	88	88
17	115	N/A	7	7	N/A	19	19	N/A	47	47
18	227	N/A	22	22	N/A	52	52	N/A	95	95

19	202	N/A	16	16	N/A	53	53	N/A	84	84
20	234	N/A	26	26	N/A	44	44	N/A	87	87
	5,746	N/A	549	549	N/A	1,207	1,207	N/A	2,217	2,217
CLINTON TOWNSHIP										
01	348	16	10	26	42	23	65	102	66	168
02	144	7	4	11	15	11	26	27	40	67
03	195	5	7	12	8	10	18	54	78	132
04	197	5	8	13	6	16	22	84	40	124
05	107	0	0	0	3	1	4	17	56	73
06	327	11	7	18	24	23	47	90	89	179
07	194	6	0	6	10	24	34	63	52	115
08	239	7	15	22	10	17	27	50	73	123
09	199	2	5	7	13	18	31	40	72	112
10	537	29	15	44	62	27	89	147	91	238
11	244	5	7	12	10	15	25	49	90	139
12	128	3	3	6	7	7	14	37	45	82
13	177	3	4	7	7	18	25	31	73	104
14	123	4	6	10	7	7	14	40	29	69
15	268	4	11	15	13	33	46	58	80	138
16	324	14	8	22	30	22	52	104	62	166
17	240	4	5	9	11	17	28	59	77	136
18	330	5	18	23	15	32	47	97	76	173
19	353	13	8	21	30	33	63	72	61	133
20	192	4	9	13	8	17	25	44	73	117
21	221	2	3	5	7	15	22	83	48	131
22	256	5	7	12	17	9	26	90	76	166
23	455	14	16	30	34	40	74	118	105	223
24	270	17	13	30	31	13	44	71	52	123
25	243	4	6	10	22	17	39	76	57	133
26	453	15	24	39	40	36	76	118	88	206
27	328	10	5	15	43	27	70	105	60	165
28	68	0	2	2	2	2	4	23	26	49
29	438	13	20	33	35	58	93	73	96	169
30	288	8	6	14	20	22	42	80	74	154
31	230	2	8	10	16	13	29	47	87	134
32	289	20	9	29	36	17	53	61	46	107
33	399	10	12	22	31	16	47	111	99	210
34	66	3	3	6	2	5	7	14	21	35
35	685	24	14	38	71	34	105	250	87	337
36	313	18	13	31	19	25	44	87	66	153
37	496	20	11	31	47	32	79	147	94	241
38	280	13	28	41	14	38	52	27	67	94
39	334	8	8	16	40	21	61	112	56	168
40	370	7	22	29	13	38	51	76	99	175
41	307	7	6	13	21	19	40	98	74	172
42	346	11	10	21	25	19	44	129	63	192
43	143	2	4	6	29	10	39	26	31	57
44	500	23	11	34	37	29	66	137	96	233

45	293	10	6	16	41	25	66	56	69	125
46	491	28	16	44	62	8	70	166	41	207
	13,428	441	433	874	1,086	959	2,045	3,646	3,101	6,747
EASTPOINTE										
01	329	N/A	19	19	N/A	26	26	N/A	193	193
02	378	N/A	16	16	N/A	43	43	N/A	228	228
03	467	N/A	27	27	N/A	50	50	N/A	276	276
04	428	N/A	20	20	N/A	69	69	N/A	258	258
05	371	N/A	18	18	N/A	51	51	N/A	215	215
06	311	N/A	16	16	N/A	28	28	N/A	183	183
07	438	N/A	18	18	N/A	31	31	N/A	282	282
08	343	N/A	11	11	N/A	35	35	N/A	239	239
09	293	N/A	22	22	N/A	33	33	N/A	171	171
10	279	N/A	7	7	N/A	36	36	N/A	160	160
11	327	N/A	16	16	N/A	28	28	N/A	206	206
12	419	N/A	19	19	N/A	60	60	N/A	254	254
13	413	N/A	25	25	N/A	56	56	N/A	232	232
14	532	N/A	26	26	N/A	71	71	N/A	302	302
	5,328	N/A	260	260	N/A	617	617	N/A	3,199	3,199
FRASER										
01	258	3	12	15	5	19	24	65	104	169
02	397	6	16	22	27	52	79	75	124	199
03	580	17	32	49	32	40	72	171	159	330
04	337	9	15	24	26	34	60	81	96	177
05	157	4	7	11	6	17	23	41	41	82
06	415	7	17	24	33	44	77	68	138	206
07	260	12	6	18	17	18	35	82	82	164
	2,404	58	105	163	146	224	370	583	744	1,327
HARRISON CHARTER TOWNSHIP										
01	388	10	19	29	41	49	90	43	87	130
02	292	12	14	26	20	30	50	47	52	99
03	351	6	25	31	14	59	73	36	60	96
04	664	37	50	87	35	98	133	52	101	153
05	598	13	34	47	41	91	132	60	75	135
06	570	17	46	63	36	81	117	61	87	148
07	672	19	29	48	36	91	127	83	108	191
08	87	2	4	6	3	1	4	28	21	49
09	455	23	20	43	44	69	113	58	47	105
10	388	16	26	42	24	46	70	40	80	120
11	284	16	10	26	20	33	53	58	48	106
12	165	8	7	15	11	15	26	28	41	69
	4,914	179	284	463	325	663	988	594	807	1,401
LAKE TOWNSHIP										
01	21	N/A	3	3	N/A	10	10	N/A	1	1
	21	N/A	3	3	N/A	10	10	N/A	1	1
LENOX TOWNSHIP										
01	406	N/A	27	27	N/A	44	44	N/A	181	181
02	472	N/A	35	35	N/A	50	50	N/A	234	234
03	536	N/A	28	28	N/A	56	56	N/A	330	330

	231	3	4	7	4	22	26	39	104	143
08	177	5	9	14	6	15	21	50	71	121
09	415	13	10	23	24	28	52	102	127	229
	2,118	32	59	91	74	142	216	477	852	1,329

NEW BALTIMORE

01	257	6	11	17	9	32	41	46	85	131
02	256	11	15	26	25	28	53	42	52	94
03	401	14	20	34	18	58	76	74	103	177
04	314	19	21	40	27	27	54	80	50	130
05	333	7	31	38	18	37	55	47	78	125
	1,561	57	98	155	97	182	279	289	368	657

RAY TOWNSHIP

01	405	17	32	49	30	104	134	7	31	38
02	588	18	64	82	52	127	179	21	51	72
	993	35	96	131	82	231	313	28	82	110

RICHMOND TOWNSHIP

01	255	N/A	38	38	N/A	81	81	N/A	66	66
02	217	N/A	20	20	N/A	62	62	N/A	57	57
	472	N/A	58	58	N/A	143	143	N/A	123	123

RICHMOND CITY

01	511	N/A	38	38	N/A	106	106	N/A	218	218
02	331	N/A	32	32	N/A	72	72	N/A	134	134
	842	N/A	70	70	N/A	178	178	N/A	352	352

ROSEVILLE

01	166	1	6	7	6	17	23	47	65	112
02	216	2	4	6	5	7	12	71	79	150
03	322	5	7	12	9	18	27	144	88	232
04	259	4	11	15	14	13	27	97	68	165
05	402	7	14	21	21	28	49	138	117	255
06	265	6	11	17	7	19	26	57	116	173
07	177	1	2	3	6	14	20	40	74	114
08	323	5	12	17	13	23	36	95	129	224
09	287	6	9	15	20	20	40	99	91	190
10	152	4	4	8	8	5	13	49	48	97
11	185	2	3	5	4	18	22	84	49	133
12	218	9	8	17	14	8	22	69	78	147
13	185	1	2	3	9	15	24	57	66	123
14	281	5	9	14	8	18	26	84	93	177
15	459	18	11	29	25	26	51	151	122	273
16	475	10	16	26	19	17	36	159	160	319
17	202	1	7	8	8	13	21	65	78	143
18	369	11	20	31	23	29	52	114	92	206
19	225	1	8	9	7	18	25	47	86	133
20	270	6	16	22	12	26	38	72	84	156
21	255	3	7	10	16	20	36	86	70	156
	5,693	108	187	295	254	372	626	1,825	1,853	3,678

SHELBY TOWNSHIP

01	648	20	61	81	52	133	185	36	53	89
02	526	20	51	71	65	95	160	52	58	110

	270	6	15	21	19	31	50	53	78	131
44	137	6	11	17	3	15	18	25	38	63
45	229	8	14	22	26	29	55	51	45	96
46	275	9	13	22	30	26	56	72	61	133
47	162	5	8	13	8	16	24	43	46	89
48	265	12	12	24	19	31	50	64	59	123
49	383	14	16	30	38	40	78	78	72	150
50	607	29	27	56	82	52	134	151	84	235
51	350	20	8	28	59	33	92	76	53	129
52	286	12	11	23	32	33	65	55	54	109
	14,841	530	698	1,228	1,238	1,596	2,834	3,361	3,471	6,832

UTICA

01	102	N/A	8	8	N/A	18	18	N/A	44	44
02	279	N/A	35	35	N/A	36	36	N/A	118	118
03	222	N/A	15	15	N/A	33	33	N/A	108	108
	603	N/A	58	58	N/A	87	87	N/A	270	270

WARREN

01	45	2	1	3	1	3	4	6	23	29
02	120	1	8	9	7	1	8	28	55	83
03	132	4	3	7	1	4	5	27	61	88
04	218	3	5	8	7	18	25	41	95	136
06	122	2	5	7	2	6	8	23	51	74
08	147	3	1	4	7	9	16	34	67	101
10	250	1	12	13	15	17	32	69	84	153
11	128	0	5	5	2	9	11	21	52	73
12	186	6	9	15	5	17	22	33	76	109
13	235	2	6	8	13	13	26	57	89	146
15	64	1	3	4	1	2	3	11	31	42
16	67	1	0	1	0	7	7	20	30	50
17	74	2	2	4	3	3	6	15	32	47
18	78	0	2	2	5	7	12	14	37	51
20	86	0	6	6	1	5	6	14	43	57
21	69	0	3	3	2	6	8	17	30	47
22	69	1	5	6	2	0	2	8	41	49
23	93	0	4	4	3	9	12	21	37	58
24	118	0	5	5	2	11	13	22	53	75
26	115	2	5	7	0	18	18	24	54	78
27	74	1	2	3	2	9	11	12	32	44
28	115	3	2	5	3	14	17	24	47	71
29	280	2	9	11	7	20	27	64	113	177
32	109	0	3	3	2	16	18	24	50	74
33	94	1	5	6	3	8	11	12	38	50
34	142	4	6	10	0	10	10	35	65	100
36	153	0	9	9	2	11	13	41	66	107
37	126	1	3	4	7	9	16	33	57	90
38	97	2	4	6	1	6	7	19	49	68
39	153	1	4	5	3	15	18	40	57	97
40	137	6	4	10	8	18	26	33	44	77
41	129	1	3	4	3	10	13	40	47	87

42	338	9	6	15	13	9	22	118	94	212
43	39	0	1	1	0	1	1	10	16	26
45	160	2	9	11	6	8	14	40	48	88
46	306	6	11	17	11	26	37	64	115	179
47	99	3	7	10	2	4	6	23	39	62
48	383	4	10	14	26	14	40	151	96	247
49	152	0	7	7	4	11	15	49	51	100
50	272	3	18	21	16	33	49	56	87	143
52	133	0	4	4	3	8	11	21	71	92
53	284	5	7	12	24	23	47	74	92	166
55	227	11	7	18	15	14	29	69	56	125
56	260	8	5	13	11	19	30	96	63	159
58	304	11	7	18	14	24	38	109	71	180
60	229	0	14	14	17	19	36	55	60	115
61	280	5	13	18	18	11	29	96	83	179
62	303	2	12	14	21	16	37	102	79	181
63	219	13	13	26	13	14	27	61	62	123
64	265	6	7	13	24	19	43	79	69	148
66	229	6	10	16	16	14	30	62	67	129
67	313	7	8	15	26	22	48	97	81	178
68	238	6	7	13	10	14	24	64	75	139
69	246	4	2	6	9	9	18	76	79	155
70	227	5	8	13	6	15	21	63	74	137
71	238	5	4	9	10	22	32	75	66	141
72	164	3	17	20	5	13	18	30	55	85
72A	67	0	4	4	0	3	3	14	32	46
73	278	6	12	18	16	18	34	59	87	146
74	474	13	7	20	30	32	62	114	147	261
76	283	11	7	18	13	18	31	78	91	169
78	313	5	7	12	16	28	44	110	74	184
80	282	8	22	30	24	12	36	68	73	141
81	159	0	4	4	7	7	14	51	56	107
82	332	17	13	30	25	26	51	108	81	189
84	278	1	14	15	19	22	41	84	71	155
85	285	3	9	12	19	22	41	67	75	142
86	454	8	7	15	25	29	54	134	125	259
88	223	8	9	17	13	18	31	70	52	122
90	224	5	2	7	24	18	42	76	51	127
92	161	4	7	11	10	9	19	52	49	101
93	248	5	6	11	13	23	36	64	80	144
94	310	9	9	18	16	20	36	122	75	197
96	264	5	5	10	15	29	44	87	70	157
97	282	7	12	19	15	18	33	62	90	152
98	216	4	13	17	17	17	34	40	65	105
99	130	4	6	10	7	9	16	35	38	73
99A	342	12	8	20	41	24	65	88	82	170
100	140	6	4	10	7	14	21	35	39	74
101	211	4	10	14	11	22	33	44	63	107

102	208	2	14	16	5	15	20	47	74	121
103	231	1	9	10	13	19	32	75	66	141
105	246	9	11	20	12	25	37	54	67	121
106	445	11	9	20	48	37	85	147	80	227
108	323	13	16	29	16	22	38	93	90	183
109	305	4	14	18	20	26	46	64	107	171
110	281	8	9	17	20	14	34	94	68	162
	17,928	370	637	1,007	957	1,289	2,246	4,858	5,673	10,531
WASHINGTON TOWNSHIP										
01	434	19	28	47	33	82	115	21	25	46
02	800	44	59	103	103	125	228	84	84	168
03	788	39	57	96	84	173	257	26	46	72
04	416	20	37	57	34	73	107	45	63	108
05	769	29	65	94	60	175	235	22	31	53
06	766	33	67	100	104	156	260	44	32	76
07	648	22	47	69	63	136	199	30	40	70
08	575	28	52	80	69	106	175	44	38	82
09	608	12	54	66	42	141	183	39	56	95
	5,804	246	466	712	592	1,167	1,759	355	415	770
TOTALS										
	124,010	3,457	6,675	10,132	8,047	14,566	22,613	21,675	31,898	53,573

■ Yellow in the TOTALS column means precinct hasn't reported
N/A indicates AV (Absentee) results are included in Elec Day results

These same results may also be obtained via:

- > Election Telephone Hotline: 586.469.5209
- > 24-Hour Fax (Within MI): 1.888.99.CLERK (request document number 6700)
- > 24-Hour Fax (Outside of MI): 1.310.575.5035 (request document number 6700)



County Commissioner - District 1 One 2-year term

Official results, updated August 18, 9:55 AM

[Race List](#) |
 [Race Summary](#) |
 [Race Details](#) |
 [Race Details \(Printer Friendly\)](#)

POLL BOOK TOTALS	Daniel Buchholtz (REP)				Andrey Duzyj (DEM)			Nathan Vinson (DEM)		
	AV	Elec Day	TOTAL	AV	Elec Day	TOTAL	AV	Elec Day	TOTAL	
WARREN										
01	45	3	5	8	2	9	11	5	4	9
02	120	8	8	16	24	33	57	2	12	14
03	132	4	6	10	23	47	70	8	13	21
04	218	10	18	28	37	64	101	8	12	20
06	122	5	12	17	20	43	63	6	11	17
08	147	8	7	15	27	43	70	11	19	30
10	250	15	25	40	49	70	119	19	24	43
11	128	2	12	14	14	47	61	7	14	21
12	186	12	28	40	26	59	85	9	24	33
13	235	18	19	37	42	62	104	16	17	33
15	64	3	5	8	7	15	22	3	16	19
23	93	3	14	17	16	26	42	6	11	17
38	97	3	8	11	9	20	29	6	15	21
39	153	4	19	23	36	61	97	8	9	17
40	137	13	20	33	31	41	72	6	2	8
41	129	5	14	19	30	41	71	8	11	19
42	338	19	13	32	95	58	153	29	17	46
68	238	19	24	43	56	77	133	11	15	26
72	164	9	28	37	22	43	65	7	12	19

■ Yellow in the TOTALS column means precinct hasn't reported
■ indicates AV (Absentee) results are included in Elec Day results

These same results may also be obtained via:

- > Election Telephone Hotline: 586.469.5209
- > 24-Hour Fax (Within MI): 1.888.99.CLERK (request document number 6700)
- > 24-Hour Fax (Outside of MI): 1.310.575.5035 (request document number 6700)



Election Results

County Commissioner - District 1 One 2-year term

Official results, updated August 18, 9:55 AM

[Race List](#) | [Race Summary](#) | [Race Details](#) | [Race Details \(Printer Friendly\)](#)

POLL BOOK TOTALS	Daniel Buchholtz (REP)			Andrey Duzyj (DEM)			Nathan Vinson (DEM)			
	AV	Elec Day	TOTAL	AV	Elec Day	TOTAL	AV	Elec Day	TOTAL	
WARREN										
01	45	3	5	8	2	9	11	5	4	9
02	120	8	8	16	24	33	57	2	12	14
03	132	4	6	10	23	47	70	8	13	21
04	218	10	18	28	37	64	101	8	12	20
06	122	5	12	17	20	43	63	6	11	17
08	147	8	7	15	27	43	70	11	19	30
10	250	15	25	40	49	70	119	19	24	43
11	128	2	12	14	14	47	61	7	14	21
12	186	12	28	40	26	59	85	9	24	33
13	235	18	19	37	42	62	104	16	17	33
15	64	3	5	8	7	15	22	3	16	19
23	93	3	14	17	16	26	42	6	11	17
38	97	3	8	11	9	20	29	6	15	21
39	153	4	19	23	36	61	97	8	9	17
40	137	13	20	33	31	41	72	6	2	8
41	129	5	14	19	30	41	71	8	11	19
42	338	19	13	32	95	58	153	29	17	46
68	238	19	24	43	56	77	133	11	15	26
72	164	9	28	37	22	43	65	7	12	19
	2,996	163	285	448	566	859	1,425	175	258	433
TOTALS										
	2,996	163	285	448	566	859	1,425	175	258	433

■ Yellow in the TOTALS column means precinct hasn't reported
N/A indicates AV (Absentee) results are included in Elec Day results

These same results may also be obtained via:

- > Election Telephone Hotline: 586.469.5209
- > 24-Hour Fax (Within MI): 1.888.99.CLERK (request document number 6700)
- > 24-Hour Fax (Outside of MI): 1.310.575.5035 (request document number 6700)



Election Results

County Commissioner - District 2 One 2-year term

Official results, updated August 18, 9:55 AM

[Race List](#) | [Race Summary](#) | [Race Details](#) | [Race Details \(Printer Friendly\)](#)

POLL BOOK TOTALS	Richard William Wanicke (REP)			Marvin E. Sauger (DEM)			
	AV	Elec Day	TOTAL	AV	Elec Day	TOTAL	
CENTER LINE							
01	364	6	45	51	78	154	232
02	246	15	20	35	70	70	140
03	316	8	31	39	84	123	207
04	183	6	27	33	22	86	108
05	225	10	24	34	56	97	153
	1,334	45	147	192	310	530	840
WARREN							
16	67	1	7	8	20	31	51
17	74	6	6	12	14	27	41
18	78	5	9	14	14	35	49
20	86	1	12	13	13	42	55
21	69	2	9	11	15	32	47
22	69	2	5	7	6	34	40
24	118	2	17	19	22	55	77
26	115	2	25	27	23	52	75
27	74	2	9	11	11	29	40
28	115	7	9	16	22	39	61
32	109	2	12	14	25	38	63
33	04	1	12	14	10	28	38

■ Yellow in the TOTALS column means precinct hasn't reported
N/A indicates AV (Absentee) results are included in Elec Day results

These same results may also be obtained via:

- > Election Telephone Hotline: 586.469.5209
- > 24-Hour Fax (Within MI): 1.888.99.CLERK (request document number 6700)
- > 24-Hour Fax (Outside of MI): 1.310.575.5035 (request document number 6700)



Election Results

County Commissioner - District 2 One 2-year term

Official results, updated August 18, 9:55 AM

[Race List](#) | [Race Summary](#) | [Race Details](#) | [Race Details \(Printer Friendly\)](#)

POLL BOOK TOTALS	Richard William Wanicke (REP)			Marvin E. Sauger (DEM)			
	AV	Elec Day	TOTAL	AV	Elec Day	TOTAL	
CENTER LINE							
01	364	6	45	51	78	154	232
02	246	15	20	35	70	70	140
03	316	8	31	39	84	123	207
04	183	6	27	33	22	86	108
05	225	10	24	34	56	97	153
	1,334	45	147	192	310	530	840
WARREN							
16	67	1	7	8	20	31	51
17	74	6	6	12	14	27	41
18	78	5	9	14	14	35	49
20	86	1	12	13	13	42	55
21	69	2	9	11	15	32	47
22	69	2	5	7	6	34	40
24	118	2	17	19	22	55	77
26	115	2	25	27	23	52	75
27	74	2	9	11	11	29	40
28	115	7	9	16	22	39	61
32	109	2	12	14	25	38	63
33	94	4	12	16	10	28	38
34	142	4	17	21	34	65	99
	1,210	40	149	189	229	507	736
TOTALS							
	2,544	85	296	381	539	1,037	1,576

■ Yellow in the TOTALS column means precinct hasn't reported
N/A indicates AV (Absentee) results are included in Elec Day results

These same results may also be obtained via:

- > Election Telephone Hotline: 586.469.5209
- > 24-Hour Fax (Within MI): 1.888.99.CLERK (request document number 6700)
- > 24-Hour Fax (Outside of MI): 1.310.575.5035 (request document number 6700)



Election Results

County Commissioner - District 3 One 2-year term

Official results, updated August 18, 9:55 AM

[Race List](#) | [Race Summary](#) | [Race Details](#) | [Race Details \(Printer Friendly\)](#)

POLL BOOK TOTALS		Phillip A. DiMaria (DEM)		
		AV	Elec Day	TOTAL
EASTPOINTE				
01	329	N/A	200	200
04	428	N/A	257	257
05	371	N/A	215	215
06	311	N/A	183	183
07	438	N/A	272	272
08	343	N/A	232	232
09	293	N/A	154	154
10	279	N/A	158	158
11	327	N/A	226	226
12	419	N/A	238	238
13	413	N/A	234	234
14	532	N/A	314	314
	4,483	N/A	2,683	2,683
TOTALS				
	4,483	0	2,683	2,683

■ Yellow in the TOTALS column means precinct hasn't reported
N/A indicates AV (Absentee) results are included in Elec Day results

These same results may also be obtained via:

- > Election Telephone Hotline: 586.469.5209
- > 24-Hour Fax (Within MI): 1.888.99.CLERK (request document number 6700)
- > 24-Hour Fax (Outside of MI): 1.310.575.5035 (request document number 6700)



Election Results

County Commissioner - District 3 One 2-year term

Official results, updated August 18, 9:55 AM

[Race List](#) | [Race Summary](#) | [Race Details](#) | [Race Details \(Printer Friendly\)](#)

POLL BOOK TOTALS		Phillip A. DiMaria (DEM)		
		AV	Elec Day	TOTAL
EASTPOINTE				
01	329	N/A	200	200
04	428	N/A	257	257
05	371	N/A	215	215
06	311	N/A	183	183
07	438	N/A	272	272
08	343	N/A	232	232
09	293	N/A	154	154
10	279	N/A	158	158
11	327	N/A	226	226
12	419	N/A	238	238
13	413	N/A	234	234
14	532	N/A	314	314
	4,483	N/A	2,683	2,683
TOTALS				
	4,483	0	2,683	2,683

■ Yellow in the TOTALS column means precinct hasn't reported
N/A indicates AV (Absentee) results are included in Elec Day results

These same results may also be obtained via:

- > Election Telephone Hotline: 586.469.5209
- > 24-Hour Fax (Within MI): 1.888.99.CLERK (request document number 6700)
- > 24-Hour Fax (Outside of MI): 1.310.575.5035 (request document number 6700)



Election Results

County Commissioner - District 4 One 2-year term

Official results, updated August 18, 9:55 AM

[Race List](#) | [Race Summary](#) | [Race Details](#) | [Race Details \(Printer Friendly\)](#)

POLL BOOK TOTALS	Chuck Anglin (REP)			David Niggemeyer (REP)			Brad D. Stieber (DEM)			Jon L. Green (DEM)			Jonathan Lafferty (DEM)			Toni Mocerì (DEM)			
	AV	Elec Day	TOTAL	AV	Elec Day	TOTAL	AV	Elec Day	TOTAL	AV	Elec Day	TOTAL	AV	Elec Day	TOTAL	AV	Elec Day	TOTAL	
WARREN																			
43	39	0	1	1	0	0	0	2	2	4	0	6	6	1	0	1	7	11	18
69	246	5	6	11	8	3	11	7	8	15	5	5	10	13	23	36	57	55	112
70	227	7	9	16	4	9	13	2	5	7	3	13	16	20	45	65	47	33	80
71	238	5	14	19	11	9	20	2	4	6	11	20	31	17	31	48	50	31	81
72A	67	0	3	3	0	4	4	1	3	4	3	6	9	0	8	8	7	19	26
73	278	15	20	35	7	11	18	14	17	31	3	5	8	13	22	35	39	65	104
74	474	32	24	56	10	13	23	5	10	15	9	20	29	37	76	113	87	85	172
81	159	3	5	8	4	5	9	3	7	10	3	5	8	4	9	13	53	42	95
82	332	29	28	57	8	7	15	10	9	19	18	20	38	15	25	40	76	45	121
84	278	14	19	33	8	9	17	13	7	20	12	13	25	6	13	19	56	41	97
85	285	11	16	27	12	16	28	6	6	12	8	17	25	10	12	22	54	56	110
86	454	18	20	38	15	14	29	18	9	27	31	34	65	16	44	60	79	76	155
88	223	14	15	29	12	10	22	11	1	12	8	10	18	10	6	16	53	39	92
99	130	9	11	20	3	8	11	3	1	4	5	7	12	5	4	9	25	28	53
99A	342	42	17	59	13	14	27	5	5	10	17	25	42	12	10	22	57	60	117
100	140	9	16	25	4	6	10	4	6	10	7	8	15	9	6	15	25	27	52
101	211	12	16	28	4	18	22	6	3	9	9	9	18	20	22	42	18	37	55
102	208	3	14	17	2	15	17	1	3	4	4	13	17	6	10	16	42	58	100

■ Yellow in the TOTALS column means precinct hasn't reported
N/A indicates AV (Absentee) results are included in Elec Day results

These same results may also be obtained via:

- > Election Telephone Hotline: 586.469.5209
- > 24-Hour Fax (Within MI): 1.888.99.CLERK (request document number 6700)
- > 24-Hour Fax (Outside of MI): 1.310.575.5035 (request document number 6700)



Election Results

County Commissioner - District 4 One 2-year term

Official results, updated August 18, 9:55 AM

[Race List](#) | [Race Summary](#) | [Race Details](#) | [Race Details \(Printer Friendly\)](#)

POLL BOOK TOTALS	Chuck Anglin (REP)			David Niggemeyer (REP)			Brad D. Stieber (DEM)			Jon L. Green (DEM)			Jonathan Lafferty (DEM)			Toni Mocerì (DEM)			
	AV	Elec Day	TOTAL	AV	Elec Day	TOTAL	AV	Elec Day	TOTAL	AV	Elec Day	TOTAL	AV	Elec Day	TOTAL	AV	Elec Day	TOTAL	
WARREN																			
43	39	0	1	1	0	0	0	2	2	4	0	6	6	1	0	1	7	11	18
69	246	5	6	11	8	3	11	7	8	15	5	5	10	13	23	36	57	55	112
70	227	7	9	16	4	9	13	2	5	7	3	13	16	20	45	65	47	33	80
71	238	5	14	19	11	9	20	2	4	6	11	20	31	17	31	48	50	31	81
72A	67	0	3	3	0	4	4	1	3	4	3	6	9	0	8	8	7	19	26
73	278	15	20	35	7	11	18	14	17	31	3	5	8	13	22	35	39	65	104
74	474	32	24	56	10	13	23	5	10	15	9	20	29	37	76	113	87	85	172
81	159	3	5	8	4	5	9	3	7	10	3	5	8	4	9	13	53	42	95
82	332	29	28	57	8	7	15	10	9	19	18	20	38	15	25	40	76	45	121
84	278	14	19	33	8	9	17	13	7	20	12	13	25	6	13	19	56	41	97
85	285	11	16	27	12	16	28	6	6	12	8	17	25	10	12	22	54	56	110
86	454	18	20	38	15	14	29	18	9	27	31	34	65	16	44	60	79	76	155
88	223	14	15	29	12	10	22	11	1	12	8	10	18	10	6	16	53	39	92
99	130	9	11	20	3	8	11	3	1	4	5	7	12	5	4	9	25	28	53
99A	342	42	17	59	13	14	27	5	5	10	17	25	42	12	10	22	57	60	117
100	140	9	16	25	4	6	10	4	6	10	7	8	15	9	6	15	25	27	52
101	211	12	16	28	4	18	22	6	3	9	9	9	18	20	22	42	18	37	55
102	208	3	14	17	2	15	17	1	3	4	4	13	17	6	10	16	42	58	100
103	231	11	18	29	3	7	10	5	2	7	15	11	26	10	9	19	50	44	94
105	246	15	25	40	7	13	20	3	6	9	10	6	16	9	13	22	33	52	85
	4,808	254	297	551	135	191	326	121	114	235	181	253	434	233	388	621	915	904	1,819
TOTALS																			
	4,808	254	297	551	135	191	326	121	114	235	181	253	434	233	388	621	915	904	1,819

■ Yellow in the TOTALS column means precinct hasn't reported
N/A indicates AV (Absentee) results are included in Elec Day results

- These same results may also be obtained via:
- > Election Telephone Hotline: 586.469.5209
 - > 24-Hour Fax (Within MI): 1.888.99.CLERK (request document number 6700)
 - > 24-Hour Fax (Outside of MI): 1.310.575.5035 (request document number 6700)



Election Results

County Commissioner - District 5 One 2-year term

Official results, updated August 18, 9:55 AM

[Race List](#) | [Race Summary](#) | [Race Details](#) | [Race Details \(Printer Friendly\)](#)

POLL BOOK TOTALS	Ronald Singer (REP)			Susan L. Doherty (DEM)			
	AV	Elec Day	TOTAL	AV	Elec Day	TOTAL	
WARREN							
45	160	9	14	23	40	52	92
46	306	17	32	49	61	103	164
47	99	5	10	15	21	27	48
48	383	29	21	50	152	94	246
49	152	4	18	22	50	50	100
56	260	19	24	43	97	63	160
58	304	23	31	54	111	70	181
63	219	22	25	47	60	54	114
64	265	34	26	60	79	66	145
76	283	26	24	50	80	90	170
78	313	18	35	53	102	76	178
80	282	31	37	68	63	66	129
90	224	33	23	56	77	43	120
94	310	26	32	58	117	74	191
96	264	22	33	55	87	64	151
97	282	18	31	49	67	77	144
98	216	21	29	50	44	65	109
106	445	58	48	106	148	78	226
108	323	30	32	62	93	83	176

■ Yellow in the TOTALS column means precinct hasn't reported
N/A indicates AV (Absentee) results are included in Elec Day results

These same results may also be obtained via:

- > Election Telephone Hotline: 586.469.5209
- > 24-Hour Fax (Within MI): 1.888.99.CLERK (request document number 6700)
- > 24-Hour Fax (Outside of MI): 1.310.575.5035 (request document number 6700)



Election Results

County Commissioner - District 5 One 2-year term

Official results, updated August 18, 9:55 AM

[Race List](#) | [Race Summary](#) | [Race Details](#) | [Race Details \(Printer Friendly\)](#)

POLL BOOK TOTALS	Ronald Singer (REP)			Susan L. Doherty (DEM)			
	AV	Elec Day	TOTAL	AV	Elec Day	TOTAL	
WARREN							
45	160	9	14	23	40	52	92
46	306	17	32	49	61	103	164
47	99	5	10	15	21	27	48
48	383	29	21	50	152	94	246
49	152	4	18	22	50	50	100
56	260	19	24	43	97	63	160
58	304	23	31	54	111	70	181
63	219	22	25	47	60	54	114
64	265	34	26	60	79	66	145
76	283	26	24	50	80	90	170
78	313	18	35	53	102	76	178
80	282	31	37	68	63	66	129
90	224	33	23	56	77	43	120
94	310	26	32	58	117	74	191
96	264	22	33	55	87	64	151
97	282	18	31	49	67	77	144
98	216	21	29	50	44	65	109
106	445	58	48	106	148	78	226
108	323	30	32	62	93	83	176
	5,090	445	525	970	1,549	1,295	2,844
TOTALS							
	5,090	445	525	970	1,549	1,295	2,844

■ Yellow in the TOTALS column means precinct hasn't reported
 N/A indicates AV (Absentee) results are included in Elec Day results

These same results may also be obtained via:

- > Election Telephone Hotline: 586.469.5209
- > 24-Hour Fax (Within MI): 1.888.99.CLERK (request document number 6700)
- > 24-Hour Fax (Outside of MI): 1.310.575.5035 (request document number 6700)



Election Results

County Commissioner - District 6 One 2-year term

Official results, updated August 18, 9:55 AM

[Race List](#) | [Race Summary](#) | [Race Details](#) | [Race Details \(Printer Friendly\)](#)

POLL BOOK TOTALS	Catherine Cappellaro Smith (REP)			Elizabeth Lenhard (DEM)			Garry Watts (DEM)			Joan Flynn (DEM)		
	AV	Elec Day	TOTAL	AV	Elec Day	TOTAL	AV	Elec Day	TOTAL	AV	Elec Day	TOTAL

STERLING HEIGHTS													
03	382	34	32	66	47	39	86	7	5	12	84	50	134
04	524	42	55	97	67	76	143	7	7	14	73	76	149
05	537	62	55	117	72	50	122	21	6	27	96	85	181
	1,443	138	142	280	186	165	351	35	18	53	253	211	464

WARREN													
29	280	10	31	41	31	27	58	7	12	19	36	84	120
50	272	17	51	68	29	45	74	7	7	14	29	47	76
53	284	26	29	55	31	46	77	11	5	16	40	53	93
55	227	27	22	49	26	21	47	3	3	6	51	42	93
60	229	17	34	51	16	46	62	2	3	5	46	30	76
61	280	23	22	45	27	29	56	3	7	10	68	51	119
62	303	25	21	46	40	38	78	7	2	9	63	45	108
66	229	19	25	44	16	36	52	8	1	9	40	38	78
67	313	36	26	62	35	42	77	7	8	15	67	38	105
92	161	15	12	27	13	20	33	3	1	4	37	28	65
93	248	16	25	41	23	44	67	3	3	6	39	40	79
109	305	27	31	58	23	42	65	5	6	11	39	60	99
110	281	28	22	50	15	24	39	6	5	11	77	42	119

■ Yellow in the TOTALS column means precinct hasn't reported
 N/A indicates AV (Absentee) results are included in Elec Day results

These same results may also be obtained via:

- > Election Telephone Hotline: 586.469.5209
- > 24-Hour Fax (Within MI): 1.888.99.CLERK (request document number 6700)
- > 24-Hour Fax (Outside of MI): 1.310.575.5035 (request document number 6700)



Election Results

County Commissioner - District 6 One 2-year term

Official results, updated August 18, 9:55 AM

[Race List](#) | [Race Summary](#) | [Race Details](#) | [Race Details \(Printer Friendly\)](#)

POLL BOOK TOTALS	Catherine Cappellaro Smith (REP)			Elizabeth Lenhard (DEM)			Garry Watts (DEM)			Joan Flynn (DEM)		
	AV	Elec Day	TOTAL	AV	Elec Day	TOTAL	AV	Elec Day	TOTAL	AV	Elec Day	TOTAL

STERLING HEIGHTS

03	382	34	32	66	47	39	86	7	5	12	84	50	134
04	524	42	55	97	67	76	143	7	7	14	73	76	149
05	537	62	55	117	72	50	122	21	6	27	96	85	181
	1,443	138	142	280	186	165	351	35	18	53	253	211	464

WARREN

29	280	10	31	41	31	27	58	7	12	19	36	84	120
50	272	17	51	68	29	45	74	7	7	14	29	47	76
53	284	26	29	55	31	46	77	11	5	16	40	53	93
55	227	27	22	49	26	21	47	3	3	6	51	42	93
60	229	17	34	51	16	46	62	2	3	5	46	30	76
61	280	23	22	45	27	29	56	3	7	10	68	51	119
62	303	25	21	46	40	38	78	7	2	9	63	45	108
66	229	19	25	44	16	36	52	8	1	9	40	38	78
67	313	36	26	62	35	42	77	7	8	15	67	38	105
92	161	15	12	27	13	20	33	3	1	4	37	28	65
93	248	16	25	41	23	44	67	3	3	6	39	40	79
109	305	27	31	58	23	42	65	5	6	11	39	60	99
110	281	28	22	50	15	24	39	6	5	11	77	42	119
	3,412	286	351	637	325	460	785	72	63	135	632	598	1,230

TOTALS

	4,855	424	493	917	511	625	1,136	107	81	188	885	809	1,694
--	-------	-----	-----	-----	-----	-----	-------	-----	----	-----	-----	-----	-------

■ Yellow in the TOTALS column means precinct hasn't reported
 N/A indicates AV (Absentee) results are included in Elec Day results

These same results may also be obtained via:

- > Election Telephone Hotline: 586.469.5209
- > 24-Hour Fax (Within MI): 1.888.99.CLERK (request document number 6700)
- > 24-Hour Fax (Outside of MI): 1.310.575.5035 (request document number 6700)



County Commissioner - District 7 One 2-year term

Official results, updated August 18, 9:55 AM

[Race List](#) |
 [Race Summary](#) |
 [Race Details](#) |
 [Race Details \(Printer Friendly\)](#)

POLL BOOK TOTALS	Sue Rocca (REP)			Jerry Moskwa (DEM)			
	AV	Elec Day	TOTAL	AV	Elec Day	TOTAL	
STERLING HEIGHTS							
10	356	49	45	94	89	68	157
11	394	67	44	111	80	72	152
12	305	30	52	82	63	64	127
13	159	19	18	37	32	35	67
20	458	64	82	146	85	86	171
21	220	48	22	70	55	39	94
29	202	10	37	47	31	39	70
30	281	31	70	101	29	50	79
31	301	20	50	70	52	78	130
32	409	45	95	140	46	93	139
33	282	39	65	104	39	64	103
34	347	51	43	94	58	70	128
40	498	78	72	150	106	105	211
	4,212	551	695	1,246	765	863	1,628
TOTALS							
	4,212	551	695	1,246	765	863	1,628

 Yellow in the TOTALS column means precinct hasn't reported
 N/A indicates AV (Absentee) results are included in Elec Day results

These same results may also be obtained via:

- > Election Telephone Hotline: 586.469.5209
- > 24-Hour Fax (Within MI): 1.888.99.CLERK (request document number 6700)
- > 24-Hour Fax (Outside of MI): 1.310.575.5035 (request document number 6700)



County Commissioner - District 7 One 2-year term

Official results, updated August 18, 9:55 AM

[Race List](#) |
 [Race Summary](#) |
 [Race Details](#) |
 [Race Details \(Printer Friendly\)](#)

POLL BOOK TOTALS	Sue Rocca (REP)			Jerry Moskwa (DEM)			
	AV	Elec Day	TOTAL	AV	Elec Day	TOTAL	
STERLING HEIGHTS							
10	356	49	45	94	89	68	157
11	394	67	44	111	80	72	152
12	305	30	52	82	63	64	127
13	159	19	18	37	32	35	67
20	458	64	82	146	85	86	171
21	220	48	22	70	55	39	94
29	202	10	37	47	31	39	70
30	281	31	70	101	29	50	79
31	301	20	50	70	52	78	130
32	409	45	95	140	46	93	139
33	282	39	65	104	39	64	103
34	347	51	43	94	58	70	128
40	498	78	72	150	106	105	211
	4,212	551	695	1,246	765	863	1,628
TOTALS							
	4,212	551	695	1,246	765	863	1,628

■ Yellow in the TOTALS column means precinct hasn't reported
■ indicates AV (Absentee) results are included in Elec Day results

These same results may also be obtained via:

- > Election Telephone Hotline: 586.469.5209
- > 24-Hour Fax (Within MI): 1.888.99.CLERK (request document number 6700)
- > 24-Hour Fax (Outside of MI): 1.310.575.5035 (request document number 6700)



County Commissioner - District 8 One 2-year term

Official results, updated August 18, 9:55 AM

[Race List](#) |
 [Race Summary](#) |
 [Race Details](#) |
 [Race Details \(Printer Friendly\)](#)

POLL BOOK TOTALS	Fred Kummer (REP)			David J. Flynn (DEM)			
	AV	Elec Day	TOTAL	AV	Elec Day	TOTAL	
STERLING HEIGHTS							
01	295	35	34	69	83	60	143
02	363	41	58	99	77	91	168
06	447	62	57	119	115	87	202
08	159	12	25	37	38	35	73
09	332	33	55	88	79	57	136
14	137	21	19	40	44	11	55
15	244	38	33	71	57	48	105
16	211	17	15	32	67	55	122
17	274	35	40	75	56	56	112
46	275	43	31	74	66	58	124
47	162	11	20	31	44	39	83
	2,899	348	387	735	726	597	1,323
TOTALS							
	2,899	348	387	735	726	597	1,323

■ Yellow in the TOTALS column means precinct hasn't reported
■ indicates AV (Absentee) results are included in Elec Day results

These same results may also be obtained via:

- > Election Telephone Hotline: 586.469.5209
- > 24-Hour Fax (Within MI): 1.888.99.CLERK (request document number 6700)
- > 24-Hour Fax (Outside of MI): 1.310.575.5035 (request document number 6700)



Election Results

County Commissioner - District 8 One 2-year term

Official results, updated August 18, 9:55 AM

[Race List](#) | [Race Summary](#) | [Race Details](#) | [Race Details \(Printer Friendly\)](#)

POLL BOOK TOTALS	Fred Kummer (REP)			David J. Flynn (DEM)			
	AV	Elec Day	TOTAL	AV	Elec Day	TOTAL	
STERLING HEIGHTS							
01	295	35	34	69	83	60	143
02	363	41	58	99	77	91	168
06	447	62	57	119	115	87	202
08	159	12	25	37	38	35	73
09	332	33	55	88	79	57	136
14	137	21	19	40	44	11	55
15	244	38	33	71	57	48	105
16	211	17	15	32	67	55	122
17	274	35	40	75	56	56	112
46	275	43	31	74	66	58	124
47	162	11	20	31	44	39	83
	2,899	348	387	735	726	597	1,323
TOTALS							
	2,899	348	387	735	726	597	1,323

■ Yellow in the TOTALS column means precinct hasn't reported
N/A indicates AV (Absentee) results are included in Elec Day results

These same results may also be obtained via:

- > Election Telephone Hotline: 586.469.5209
- > 24-Hour Fax (Within MI): 1.888.99.CLERK (request document number 6700)
- > 24-Hour Fax (Outside of MI): 1.310.575.5035 (request document number 6700)



Election Results

County Commissioner - District 9 One 2-year term

Official results, updated August 18, 9:55 AM

[Race List](#) | [Race Summary](#) | [Race Details](#) | [Race Details \(Printer Friendly\)](#)

POLL BOOK TOTALS	Linda L. Luotonen (REP)			Robert Mijac (DEM)			
	AV	Elec Day	TOTAL	AV	Elec Day	TOTAL	
STERLING HEIGHTS							
18	218	19	28	47	52	60	112
19	290	23	40	63	64	59	123
22	221	12	42	54	44	43	87
23	199	21	42	63	29	53	82
24	227	13	36	49	51	69	120
25	262	30	50	80	40	61	101
26	279	32	51	83	49	69	118
27	185	8	35	43	36	54	90
28	335	30	28	58	87	73	160
35	164	12	27	39	22	61	83
36	109	13	12	25	37	24	61
37	280	43	46	89	50	54	104
51	350	80	38	118	78	50	128
	3,119	336	475	811	639	730	1,369
TOTALS							
	3,119	336	475	811	639	730	1,369

■ Yellow in the TOTALS column means precinct hasn't reported
N/A indicates AV (Absentee) results are included in Elec Day results

These same results may also be obtained via:

- > Election Telephone Hotline: 586.469.5209
- > 24-Hour Fax (Within MI): 1.888.99.CLERK (request document number 6700)
- > 24-Hour Fax (Outside of MI): 1.310.575.5035 (request document number 6700)



Election Results

County Commissioner - District 9 One 2-year term

Official results, updated August 18, 9:55 AM

[Race List](#) | [Race Summary](#) | [Race Details](#) | [Race Details \(Printer Friendly\)](#)

POLL BOOK TOTALS	Linda L. Luotonen (REP)			Robert Mijac (DEM)			
	AV	Elec Day	TOTAL	AV	Elec Day	TOTAL	
STERLING HEIGHTS							
18	218	19	28	47	52	60	112
19	290	23	40	63	64	59	123
22	221	12	42	54	44	43	87
23	199	21	42	63	29	53	82
24	227	13	36	49	51	69	120
25	262	30	50	80	40	61	101
26	279	32	51	83	49	69	118
27	185	8	35	43	36	54	90
28	335	30	28	58	87	73	160
35	164	12	27	39	22	61	83
36	109	13	12	25	37	24	61
37	280	43	46	89	50	54	104
51	350	80	38	118	78	50	128
	3,119	336	475	811	639	730	1,369
TOTALS							
	3,119	336	475	811	639	730	1,369

■ Yellow in the TOTALS column means precinct hasn't reported
N/A indicates AV (Absentee) results are included in Elec Day results

These same results may also be obtained via:

- > Election Telephone Hotline: 586.469.5209
- > 24-Hour Fax (Within MI): 1.888.99.CLERK (request document number 6700)
- > 24-Hour Fax (Outside of MI): 1.310.575.5035 (request document number 6700)



Election Results

County Commissioner - District 10 One 2-year term

Official results, updated August 18, 9:55 AM

[Race List](#) | [Race Summary](#) | [Race Details](#) | [Race Details \(Printer Friendly\)](#)

POLL BOOK TOTALS	Kirk Glass (REP)			Philis DeSaele (REP)			Ken Lampar (DEM)			
	AV	Elec Day	TOTAL	AV	Elec Day	TOTAL	AV	Elec Day	TOTAL	
STERLING HEIGHTS										
38	316	10	24	34	30	73	103	50	62	112
39	163	5	14	19	9	26	35	32	45	77
41	380	16	22	38	39	53	92	48	83	131
42	132	9	4	13	14	3	17	50	12	62
43	270	9	12	21	21	33	54	52	64	116
44	137	3	8	11	6	18	24	21	34	55
45	229	6	13	19	38	41	79	47	47	94
48	265	5	18	23	30	29	59	64	64	128
49	383	12	12	24	60	61	121	74	64	138
50	607	44	25	69	85	69	154	138	80	218
52	286	15	19	34	40	39	79	52	52	104
	3,168	134	171	305	372	445	817	628	607	1,235
UTICA										
01	102	N/A	13	13	N/A	13	13	N/A	42	42
02	279	N/A	29	29	N/A	62	62	N/A	108	108
03	222	N/A	23	23	N/A	31	31	N/A	93	93
	603	N/A	65	65	N/A	106	106	N/A	243	243
TOTALS										
	3,771	134	236	370	372	551	923	628	850	1,478

 Yellow in the TOTALS column means precinct hasn't reported
 N/A indicates AV (Absentee) results are included in Elec Day results

These same results may also be obtained via:

- > Election Telephone Hotline: 586.469.5209
- > 24-Hour Fax (Within MI): 1.888.99.CLERK (request document number 6700)
- > 24-Hour Fax (Outside of MI): 1.310.575.5035 (request document number 6700)



Election Results

County Commissioner - District 10 One 2-year term

Official results, updated August 18, 9:55 AM

[Race List](#) | [Race Summary](#) | [Race Details](#) | [Race Details \(Printer Friendly\)](#)

POLL BOOK TOTALS	Kirk Glass (REP)			Philis DeSaele (REP)			Ken Lampar (DEM)			
	AV	Elec Day	TOTAL	AV	Elec Day	TOTAL	AV	Elec Day	TOTAL	
STERLING HEIGHTS										
38	316	10	24	34	30	73	103	50	62	112
39	163	5	14	19	9	26	35	32	45	77
41	380	16	22	38	39	53	92	48	83	131
42	132	9	4	13	14	3	17	50	12	62
43	270	9	12	21	21	33	54	52	64	116
44	137	3	8	11	6	18	24	21	34	55
45	229	6	13	19	38	41	79	47	47	94
48	265	5	18	23	30	29	59	64	64	128
49	383	12	12	24	60	61	121	74	64	138
50	607	44	25	69	85	69	154	138	80	218
52	286	15	19	34	40	39	79	52	52	104
	3,168	134	171	305	372	445	817	628	607	1,235
UTICA										
01	102	N/A	13	13	N/A	13	13	N/A	42	42
02	279	N/A	29	29	N/A	62	62	N/A	108	108
03	222	N/A	23	23	N/A	31	31	N/A	93	93
	603	N/A	65	65	N/A	106	106	N/A	243	243
TOTALS										
	3,771	134	236	370	372	551	923	628	850	1,478

■ Yellow in the TOTALS column means precinct hasn't reported
 N/A indicates AV (Absentee) results are included in Elec Day results

These same results may also be obtained via:

- > Election Telephone Hotline: 586.469.5209
- > 24-Hour Fax (Within MI): 1.888.99.CLERK (request document number 6700)
- > 24-Hour Fax (Outside of MI): 1.310.575.5035 (request document number 6700)



Election Results

County Commissioner - District 11 One 2-year term

Official results, updated August 18, 9:55 AM

[Race List](#) | [Race Summary](#) | [Race Details](#) | [Race Details \(Printer Friendly\)](#)

POLL BOOK TOTALS		Ed Szczepanski (REP)		
		AV	Elec Day	TOTAL
SHELBY TOWNSHIP				
02	526	109	168	277
03	266	33	98	131
04	451	54	144	198
06	202	14	56	70
09	193	17	66	83
10	338	53	96	149
11	364	45	102	147
20	244	32	64	96
21	122	13	24	37
25	527	99	165	264
27	457	75	103	178
28	829	201	127	328
29	210	9	73	82
	4,729	754	1,286	2,040
TOTALS				
	4,729	754	1,286	2,040

 Yellow in the TOTALS column means precinct hasn't reported
N/A indicates AV (Absentee) results are included in Elec Day results

These same results may also be obtained via:

- > Election Telephone Hotline: 586.469.5209
- > 24-Hour Fax (Within MI): 1.888.99.CLERK (request document number 6700)
- > 24-Hour Fax (Outside of MI): 1.310.575.5035 (request document number 6700)



Election Results

County Commissioner - District 11 One 2-year term

Official results, updated August 18, 9:55 AM

[Race List](#) | [Race Summary](#) | [Race Details](#) | [Race Details \(Printer Friendly\)](#)

POLL BOOK TOTALS	Ed Szczepanski (REP)			
	AV	Elec Day	TOTAL	
SHELBY TOWNSHIP				
02	526	109	168	277
03	266	33	98	131
04	451	54	144	198
06	202	14	56	70
09	193	17	66	83
10	338	53	96	149
11	364	45	102	147
20	244	32	64	96
21	122	13	24	37
25	527	99	165	264
27	457	75	103	178
28	829	201	127	328
29	210	9	73	82
	4,729	754	1,286	2,040
TOTALS				
	4,729	754	1,286	2,040

■ Yellow in the TOTALS column means precinct hasn't reported
N/A indicates AV (Absentee) results are included in Elec Day results

These same results may also be obtained via:

- > Election Telephone Hotline: 586.469.5209
- > 24-Hour Fax (Within MI): 1.888.99.CLERK (request document number 6700)
- > 24-Hour Fax (Outside of MI): 1.310.575.5035 (request document number 6700)



Election Results

County Commissioner - District 12 One 2-year term

Official results, updated August 18, 9:55 AM

[Race List](#) | [Race Summary](#) | [Race Details](#) | [Race Details \(Printer Friendly\)](#)

POLL BOOK TOTALS	Aaron J. Goetsch (REP)			Amy Ghattas (REP)			James Louis Carabelli (REP)			Theresa Toia (REP)		
	AV	Elec Day	TOTAL	AV	Elec Day	TOTAL	AV	Elec Day	TOTAL	AV	Elec Day	TOTAL

SHELBY TOWNSHIP															
	AV	Elec Day	TOTAL	AV	Elec Day	TOTAL	AV	Elec Day	TOTAL	AV	Elec Day	TOTAL	AV	Elec Day	TOTAL
01	648	13	40	53	8	12	20	76	172	248	17	87	104		
05	562	19	13	32	7	9	16	84	103	187	32	72	104		
07	730	20	14	34	2	5	7	130	211	341	35	67	102		
08	365	8	11	19	3	8	11	49	101	150	19	46	65		
12	532	9	14	23	6	9	15	87	151	238	16	63	79		
13	346	11	9	20	1	6	7	64	75	139	19	51	70		
14	518	24	34	58	5	4	9	35	164	199	19	73	92		
15	335	6	10	16	5	6	11	41	97	138	7	43	50		
16	691	14	37	51	11	11	22	99	140	239	43	118	161		
17	575	10	31	41	4	9	13	69	169	238	22	60	82		
18	340	5	13	18	3	0	3	59	70	129	16	49	65		
19	393	7	16	23	3	10	13	59	102	161	28	53	81		
22	748	20	10	30	5	11	16	135	167	302	44	105	149		
23	658	13	45	58	5	16	21	101	159	260	38	91	129		
26	576	18	10	28	2	4	6	125	33	158	34	37	71		
	8,017	197	307	504	70	120	190	1,213	1,914	3,127	389	1,015	1,404		
TOTALS															
	8,017	197	307	504	70	120	190	1,213	1,914	3,127	389	1,015	1,404		

■ Yellow in the TOTALS column means precinct hasn't reported
 N/A indicates AV (Absentee) results are included in Elec Day results

These same results may also be obtained via:

- > Election Telephone Hotline: 586.469.5209
- > 24-Hour Fax (Within MI): 1.888.99.CLERK (request document number 6700)
- > 24-Hour Fax (Outside of MI): 1.310.575.5035 (request document number 6700)



Election Results

County Commissioner - District 12 One 2-year term

Official results, updated August 18, 9:55 AM

[Race List](#) | [Race Summary](#) | [Race Details](#) | [Race Details \(Printer Friendly\)](#)

POLL BOOK TOTALS	Aaron J. Goetsch (REP)			Amy Ghattas (REP)			James Louis Carabelli (REP)			Theresa Toia (REP)		
	AV	Elec Day	TOTAL	AV	Elec Day	TOTAL	AV	Elec Day	TOTAL	AV	Elec Day	TOTAL

SHELBY TOWNSHIP													
01	648	13	40	53	8	12	20	76	172	248	17	87	104
05	562	19	13	32	7	9	16	84	103	187	32	72	104
07	730	20	14	34	2	5	7	130	211	341	35	67	102
08	365	8	11	19	3	8	11	49	101	150	19	46	65
12	532	9	14	23	6	9	15	87	151	238	16	63	79
13	346	11	9	20	1	6	7	64	75	139	19	51	70
14	518	24	34	58	5	4	9	35	164	199	19	73	92
15	335	6	10	16	5	6	11	41	97	138	7	43	50
16	691	14	37	51	11	11	22	99	140	239	43	118	161
17	575	10	31	41	4	9	13	69	169	238	22	60	82
18	340	5	13	18	3	0	3	59	70	129	16	49	65
19	393	7	16	23	3	10	13	59	102	161	28	53	81
22	748	20	10	30	5	11	16	135	167	302	44	105	149
23	658	13	45	58	5	16	21	101	159	260	38	91	129
26	576	18	10	28	2	4	6	125	33	158	34	37	71
	8,017	197	307	504	70	120	190	1,213	1,914	3,127	389	1,015	1,404
TOTALS													
	8,017	197	307	504	70	120	190	1,213	1,914	3,127	389	1,015	1,404

■ Yellow in the TOTALS column means precinct hasn't reported
 N/A indicates AV (Absentee) results are included in Elec Day results

These same results may also be obtained via:

- > Election Telephone Hotline: 586.469.5209
- > 24-Hour Fax (Within MI): 1.888.99.CLERK (request document number 6700)
- > 24-Hour Fax (Outside of MI): 1.310.575.5035 (request document number 6700)



Election Results

County Commissioner - District 13 One 2-year term

Official results, updated August 18, 9:55 AM

[Race List](#) | [Race Summary](#) | [Race Details](#) | [Race Details \(Printer Friendly\)](#)

POLL BOOK TOTALS	Don Brown (REP)			Paolo Iacobacci (REP)			
	AV	Elec Day	TOTAL	AV	Elec Day	TOTAL	
BRUCE TOWNSHIP							
01	526	125	196	321	10	26	36
02	923	213	388	601	14	63	77
03	507	124	197	321	14	15	29
04	565	98	221	319	16	36	52
	2,521	560	1,002	1,562	54	140	194
SHELBY TOWNSHIP							
24	819	147	284	431	16	55	71
	819	147	284	431	16	55	71
WASHINGTON TOWNSHIP							
01	434	79	190	269	7	22	29
02	800	194	195	389	24	71	95
03	788	177	345	522	26	33	59
04	416	63	126	189	7	27	34
05	769	167	349	516	11	40	51
06	766	182	285	467	36	60	96
07	648	137	244	381	14	49	63
08	575	127	188	315	14	45	59
09	608	74	241	315	13	67	80
	5,804	1,200	2,163	3,363	152	414	566

■ Yellow in the TOTALS column means precinct hasn't reported
N/A indicates AV (Absentee) results are included in Elec Day results

These same results may also be obtained via:

- > Election Telephone Hotline: 586.469.5209
- > 24-Hour Fax (Within MI): 1.888.99.CLERK (request document number 6700)
- > 24-Hour Fax (Outside of MI): 1.310.575.5035 (request document number 6700)



Election Results

County Commissioner - District 13 One 2-year term

Official results, updated August 18, 9:55 AM

[Race List](#) | [Race Summary](#) | [Race Details](#) | [Race Details \(Printer Friendly\)](#)

POLL BOOK TOTALS	Don Brown (REP)			Paolo Iacobacci (REP)			
	AV	Elec Day	TOTAL	AV	Elec Day	TOTAL	
BRUCE TOWNSHIP							
01	526	125	196	321	10	26	36
02	923	213	388	601	14	63	77
03	507	124	197	321	14	15	29
04	565	98	221	319	16	36	52
	2,521	560	1,002	1,562	54	140	194
SHELBY TOWNSHIP							
24	819	147	284	431	16	55	71
	819	147	284	431	16	55	71
WASHINGTON TOWNSHIP							
01	434	79	190	269	7	22	29
02	800	194	195	389	24	71	95
03	788	177	345	522	26	33	59
04	416	63	126	189	7	27	34
05	769	167	349	516	11	40	51
06	766	182	285	467	36	60	96
07	648	137	244	381	14	49	63
08	575	127	188	315	14	45	59
09	608	74	241	315	13	67	80
	5,804	1,200	2,163	3,363	152	414	566
TOTALS							
	9,144	1,907	3,449	5,356	222	609	831

■ Yellow in the TOTALS column means precinct hasn't reported
N/A indicates AV (Absentee) results are included in Elec Day results

These same results may also be obtained via:

- > Election Telephone Hotline: 586.469.5209
- > 24-Hour Fax (Within MI): 1.888.99.CLERK (request document number 6700)
- > 24-Hour Fax (Outside of MI): 1.310.575.5035 (request document number 6700)



Election Results

County Commissioner - District 14 One 2-year term

Official results, updated August 18, 9:55 AM

[Race List](#) | [Race Summary](#) | [Race Details](#) | [Race Details \(Printer Friendly\)](#)

POLL BOOK TOTALS	Kurt S. Kramer (REP)			Brian Brdak (DEM)			
	AV	Elec Day	TOTAL	AV	Elec Day	TOTAL	
CHESTERFIELD CHARTER TOWNSHIP							
04	126	N/A	26	26	N/A	47	47
12	220	N/A	59	59	N/A	81	81
13	352	N/A	91	91	N/A	134	134
14	167	N/A	36	36	N/A	61	61
18	227	N/A	69	69	N/A	91	91
19	202	N/A	65	65	N/A	79	79
20	234	N/A	73	73	N/A	88	88
	1,528	N/A	419	419	N/A	581	581
LENOX TOWNSHIP							
01	406	N/A	76	76	N/A	195	195
02	472	N/A	73	73	N/A	250	250
03	536	N/A	77	77	N/A	320	320
04	193	N/A	37	37	N/A	116	116
	1,607	N/A	263	263	N/A	881	881
NEW BALTIMORE							
01	257	16	42	58	50	85	135
02	256	30	37	67	45	54	99
03	401	29	67	96	77	100	177
04	314	45	52	97	91	60	151

■ Yellow in the TOTALS column means precinct hasn't reported
 N/A indicates AV (Absentee) results are included in Elec Day results

These same results may also be obtained via:

- > Election Telephone Hotline: 586.469.5209
- > 24-Hour Fax (Within MI): 1.888.99.CLERK (request document number 6700)
- > 24-Hour Fax (Outside of MI): 1.310.575.5035 (request document number 6700)



Election Results

County Commissioner - District 14 One 2-year term

Official results, updated August 18, 9:55 AM

[Race List](#) | [Race Summary](#) | [Race Details](#) | [Race Details \(Printer Friendly\)](#)

POLL BOOK TOTALS	Kurt S. Kramer (REP)			Brian Brdak (DEM)			
	AV	Elec Day	TOTAL	AV	Elec Day	TOTAL	
CHESTERFIELD CHARTER TOWNSHIP							
04	126	N/A	26	26	N/A	47	47
12	220	N/A	59	59	N/A	81	81
13	352	N/A	91	91	N/A	134	134
14	167	N/A	36	36	N/A	61	61
18	227	N/A	69	69	N/A	91	91
19	202	N/A	65	65	N/A	79	79
20	234	N/A	73	73	N/A	88	88
	1,528	N/A	419	419	N/A	581	581
LENOX TOWNSHIP							
01	406	N/A	76	76	N/A	195	195
02	472	N/A	73	73	N/A	250	250
03	536	N/A	77	77	N/A	320	320
04	193	N/A	37	37	N/A	116	116
	1,607	N/A	263	263	N/A	881	881
NEW BALTIMORE							
01	257	16	42	58	50	85	135
02	256	30	37	67	45	54	99
03	401	29	67	96	77	100	177
04	314	45	52	97	91	60	151
05	333	22	63	85	54	79	133
	1,561	142	261	403	317	378	695
RICHMOND CITY							
01	511	N/A	134	134	N/A	226	226
02	331	N/A	91	91	N/A	137	137
	842	N/A	225	225	N/A	363	363
TOTALS							
	5,538	142	1,168	1,310	317	2,203	2,520

■ Yellow in the TOTALS column means precinct hasn't reported
 N/A indicates AV (Absentee) results are included in Elec Day results

These same results may also be obtained via:

- > Election Telephone Hotline: 586.469.5209
- > 24-Hour Fax (Within MI): 1.888.99.CLERK (request document number 6700)
- > 24-Hour Fax (Outside of MI): 1.310.575.5035 (request document number 6700)



Election Results

County Commissioner - District 15 One 2-year term

Official results, updated August 18, 9:55 AM

[Race List](#) | [Race Summary](#) | [Race Details](#) | [Race Details \(Printer Friendly\)](#)

POLL BOOK TOTALS	Keith L. Rengert (REP)			Thomas L. McVicar (DEM)			
	AV	Elec Day	TOTAL	AV	Elec Day	TOTAL	
ARMADA TOWNSHIP							
01	790	115	276	391	42	60	102
02	449	52	166	218	14	36	50
	1,239	167	442	609	56	96	152
MACOMB TOWNSHIP							
01	184	18	45	63	34	33	67
02	330	58	57	115	39	75	114
09	134	26	30	56	10	23	33
15	319	81	44	125	55	42	97
16	211	17	49	66	23	48	71
21	324	48	51	99	80	42	122
22	343	56	62	118	57	57	114
23	366	76	48	124	64	54	118
24	288	42	54	96	54	49	103
25	117	17	23	40	6	33	39
26	120	15	23	38	18	25	43
27	122	6	39	45	14	15	29
31	142	23	19	42	27	28	55
32	134	12	51	63	7	28	35
34	164	12	40	52	22	35	57

■ Yellow in the TOTALS column means precinct hasn't reported
 N/A indicates AV (Absentee) results are included in Elec Day results

These same results may also be obtained via:

- > Election Telephone Hotline: 586.469.5209
- > 24-Hour Fax (Within MI): 1.888.99.CLERK (request document number 6700)
- > 24-Hour Fax (Outside of MI): 1.310.575.5035 (request document number 6700)



Election Results

County Commissioner - District 15 One 2-year term

Official results, updated August 18, 9:55 AM

[Race List](#) | [Race Summary](#) | [Race Details](#) | [Race Details \(Printer Friendly\)](#)

POLL BOOK TOTALS	Keith L. Rengert (REP)			Thomas L. McVicar (DEM)			
	AV	Elec Day	TOTAL	AV	Elec Day	TOTAL	
ARMADA TOWNSHIP							
01	790	115	276	391	42	60	102
02	449	52	166	218	14	36	50
	1,239	167	442	609	56	96	152
MACOMB TOWNSHIP							
01	184	18	45	63	34	33	67
02	330	58	57	115	39	75	114
09	134	26	30	56	10	23	33
15	319	81	44	125	55	42	97
16	211	17	49	66	23	48	71
21	324	48	51	99	80	42	122
22	343	56	62	118	57	57	114
23	366	76	48	124	64	54	118
24	288	42	54	96	54	49	103
25	117	17	23	40	6	33	39
26	120	15	23	38	18	25	43
27	122	6	39	45	14	15	29
31	142	23	19	42	27	28	55
32	134	12	51	63	7	28	35
34	164	12	40	52	22	35	57
	3,298	507	635	1,142	510	587	1,097
MEMPHIS							
01	92	N/A	45	45	N/A	24	24
	92	N/A	45	45	N/A	24	24
RAY TOWNSHIP							
01	405	60	171	231	8	26	34
02	588	116	228	344	18	41	59
	993	176	399	575	26	67	93
RICHMOND TOWNSHIP							
01	255	N/A	150	150	N/A	62	62
02	217	N/A	106	106	N/A	49	49
	472	N/A	256	256	N/A	111	111
TOTALS							
	6,094	850	1,777	2,627	592	885	1,477

■ Yellow in the TOTALS column means precinct hasn't reported

N/A

indicates AV (Absentee) results are included in Elec Day results

These same results may also be obtained via:

- > Election Telephone Hotline: 586.469.5209
- > 24-Hour Fax (Within MI): 1.888.99.CLERK (request document number 6700)
- > 24-Hour Fax (Outside of MI): 1.310.575.5035 (request document number 6700)



Election Results

County Commissioner - District 16 One 2-year term

Official results, updated August 18, 9:55 AM

[Race List](#) | [Race Summary](#) | [Race Details](#) | [Race Details \(Printer Friendly\)](#)

POLL BOOK TOTALS	William J. Revoir (REP)			Carey Torrice (DEM)			Jerry Kieliszewski (DEM)			
	AV	Elec Day	TOTAL	AV	Elec Day	TOTAL	AV	Elec Day	TOTAL	
CLINTON TOWNSHIP										
01	348	64	37	101	66	47	113	37	22	59
04	197	12	24	36	53	31	84	30	10	40
27	328	60	38	98	62	45	107	44	18	62
28	68	2	4	6	17	15	32	5	11	16
29	438	59	97	156	49	87	136	26	28	54
34	66	5	9	14	10	16	26	5	2	7
37	496	77	49	126	96	73	169	57	30	87
38	280	29	90	119	23	58	81	7	17	24
41	307	33	37	70	84	64	148	20	21	41
42	346	43	29	72	92	55	147	39	12	51
44	500	80	60	140	103	86	189	32	15	47
45	293	58	38	96	52	61	113	9	14	23
46	491	113	27	140	126	40	166	50	8	58
	4,158	635	539	1,174	833	678	1,511	361	208	569
TOTALS										
	4,158	635	539	1,174	833	678	1,511	361	208	569

■ Yellow in the TOTALS column means precinct hasn't reported
 N/A indicates AV (Absentee) results are included in Elec Day results

These same results may also be obtained via:

- > Election Telephone Hotline: 586.469.5209
- > 24-Hour Fax (Within MI): 1.888.99.CLERK (request document number 6700)
- > 24-Hour Fax (Outside of MI): 1.310.575.5035 (request document number 6700)



Election Results

County Commissioner - District 16 One 2-year term

Official results, updated August 18, 9:55 AM

[Race List](#) | [Race Summary](#) | [Race Details](#) | [Race Details \(Printer Friendly\)](#)

POLL BOOK TOTALS	William J. Revoir (REP)			Carey Torrice (DEM)			Jerry Kieliszewski (DEM)			
	AV	Elec Day	TOTAL	AV	Elec Day	TOTAL	AV	Elec Day	TOTAL	
CLINTON TOWNSHIP										
01	348	64	37	101	66	47	113	37	22	59
04	197	12	24	36	53	31	84	30	10	40
27	328	60	38	98	62	45	107	44	18	62
28	68	2	4	6	17	15	32	5	11	16
29	438	59	97	156	49	87	136	26	28	54
34	66	5	9	14	10	16	26	5	2	7
37	496	77	49	126	96	73	169	57	30	87
38	280	29	90	119	23	58	81	7	17	24
41	307	33	37	70	84	64	148	20	21	41
42	346	43	29	72	92	55	147	39	12	51
44	500	80	60	140	103	86	189	32	15	47
45	293	58	38	96	52	61	113	9	14	23
46	491	113	27	140	126	40	166	50	8	58
	4,158	635	539	1,174	833	678	1,511	361	208	569
TOTALS										
	4,158	635	539	1,174	833	678	1,511	361	208	569

■ Yellow in the TOTALS column means precinct hasn't reported
N/A indicates AV (Absentee) results are included in Elec Day results

These same results may also be obtained via:

- > Election Telephone Hotline: 586.469.5209
- > 24-Hour Fax (Within MI): 1.888.99.CLERK (request document number 6700)
- > 24-Hour Fax (Outside of MI): 1.310.575.5035 (request document number 6700)



Election Results

County Commissioner - District 17 One 2-year term

Official results, updated August 18, 9:55 AM

[Race List](#) | [Race Summary](#) | [Race Details](#) | [Race Details \(Printer Friendly\)](#)

POLL BOOK TOTALS	Tony Bursey (REP)			Ed Bruley (DEM)			
	AV	Elec Day	TOTAL	AV	Elec Day	TOTAL	
CLINTON TOWNSHIP							
02	144	20	17	37	28	41	69
06	327	38	31	69	84	99	183
08	239	18	32	50	50	74	124
09	199	15	26	41	42	71	113
12	128	14	13	27	38	44	82
14	123	13	13	26	37	29	66
15	268	18	43	61	63	76	139
21	221	11	17	28	83	50	133
30	288	33	34	67	83	74	157
	1,937	180	226	406	508	558	1,066
MT. CLEMENS							
01	240	3	7	10	75	101	176
02	425	22	43	65	66	183	249
03	200	7	29	36	32	81	113
04	209	10	32	42	23	98	121
05	221	10	4	14	79	76	155
06	231	4	25	29	38	105	143
08	177	11	20	31	51	67	118
09	415	35	37	72	102	114	216

■ Yellow in the TOTALS column means precinct hasn't reported
 N/A indicates AV (Absentee) results are included in Elec Day results

These same results may also be obtained via:

- > Election Telephone Hotline: 586.469.5209
- > 24-Hour Fax (Within MI): 1.888.99.CLERK (request document number 6700)
- > 24-Hour Fax (Outside of MI): 1.310.575.5035 (request document number 6700)



Election Results

County Commissioner - District 17 One 2-year term

Official results, updated August 18, 9:55 AM

[Race List](#) | [Race Summary](#) | [Race Details](#) | [Race Details \(Printer Friendly\)](#)

POLL BOOK TOTALS	Tony Bursey (REP)			Ed Bruley (DEM)			
	AV	Elec Day	TOTAL	AV	Elec Day	TOTAL	
CLINTON TOWNSHIP							
02	144	20	17	37	28	41	69
06	327	38	31	69	84	99	183
08	239	18	32	50	50	74	124
09	199	15	26	41	42	71	113
12	128	14	13	27	38	44	82
14	123	13	13	26	37	29	66
15	268	18	43	61	63	76	139
21	221	11	17	28	83	50	133
30	288	33	34	67	83	74	157
	1,937	180	226	406	508	558	1,066
MT. CLEMENS							
01	240	3	7	10	75	101	176
02	425	22	43	65	66	183	249
03	200	7	29	36	32	81	113
04	209	10	32	42	23	98	121
05	221	10	4	14	79	76	155
06	231	4	25	29	38	105	143
08	177	11	20	31	51	67	118
09	415	35	37	72	102	114	216
	2,118	102	197	299	466	825	1,291
TOTALS							
	4,055	282	423	705	974	1,383	2,357

■ Yellow in the TOTALS column means precinct hasn't reported
N/A indicates AV (Absentee) results are included in Elec Day results

These same results may also be obtained via:

- > Election Telephone Hotline: 586.469.5209
- > 24-Hour Fax (Within MI): 1.888.99.CLERK (request document number 6700)
- > 24-Hour Fax (Outside of MI): 1.310.575.5035 (request document number 6700)



Election Results

County Commissioner - District 18 One 2-year term

Official results, updated August 18, 9:55 AM

[Race List](#) | [Race Summary](#) | [Race Details](#) | [Race Details \(Printer Friendly\)](#)

POLL BOOK TOTALS	Richard Sheehy (REP)			Dana Camphous-Peterson (DEM)			
	AV	Elec Day	TOTAL	AV	Elec Day	TOTAL	
CLINTON TOWNSHIP							
05	107	1	0	1	19	59	78
22	256	24	15	39	81	72	153
31	230	18	21	39	41	83	124
	593	43	36	79	141	214	355
HARRISON CHARTER TOWNSHIP							
01	388	56	67	123	45	76	121
02	292	34	49	83	45	45	90
03	351	27	85	112	37	58	95
04	664	85	166	251	56	90	146
05	598	65	132	197	56	72	128
06	570	64	150	214	56	95	151
07	672	67	120	187	85	99	184
08	87	5	6	11	33	20	53
09	455	82	104	186	58	46	104
10	388	46	88	134	37	86	123
11	284	49	39	88	54	50	104
12	165	17	26	43	28	36	64
	4,914	597	1,032	1,629	590	773	1,363
TOTALS							

■ Yellow in the TOTALS column means precinct hasn't reported
 N/A indicates AV (Absentee) results are included in Elec Day results

These same results may also be obtained via:

- > Election Telephone Hotline: 586.469.5209
- > 24-Hour Fax (Within MI): 1.888.99.CLERK (request document number 6700)
- > 24-Hour Fax (Outside of MI): 1.310.575.5035 (request document number 6700)



Election Results

County Commissioner - District 18 One 2-year term

Official results, updated August 18, 9:55 AM

[Race List](#) | [Race Summary](#) | [Race Details](#) | [Race Details \(Printer Friendly\)](#)

POLL BOOK TOTALS	Richard Sheehy (REP)			Dana Camphous-Peterson (DEM)			
	AV	Elec Day	TOTAL	AV	Elec Day	TOTAL	
CLINTON TOWNSHIP							
05	107	1	0	1	19	59	78
22	256	24	15	39	81	72	153
31	230	18	21	39	41	83	124
	593	43	36	79	141	214	355
HARRISON CHARTER TOWNSHIP							
01	388	56	67	123	45	76	121
02	292	34	49	83	45	45	90
03	351	27	85	112	37	58	95
04	664	85	166	251	56	90	146
05	598	65	132	197	56	72	128
06	570	64	150	214	56	95	151
07	672	67	120	187	85	99	184
08	87	5	6	11	33	20	53
09	455	82	104	186	58	46	104
10	388	46	88	134	37	86	123
11	284	49	39	88	54	50	104
12	165	17	26	43	28	36	64
	4,914	597	1,032	1,629	590	773	1,363
TOTALS							
	5,507	640	1,068	1,708	731	987	1,718

■ Yellow in the TOTALS column means precinct hasn't reported
 N/A indicates AV (Absentee) results are included in Elec Day results

These same results may also be obtained via:

- > Election Telephone Hotline: 586.469.5209
- > 24-Hour Fax (Within MI): 1.888.99.CLERK (request document number 6700)
- > 24-Hour Fax (Outside of MI): 1.310.575.5035 (request document number 6700)



Election Results

County Commissioner - District 19 One 2-year term

Official results, updated August 18, 9:55 AM

[Race List](#) | [Race Summary](#) | [Race Details](#) | [Race Details \(Printer Friendly\)](#)

POLL BOOK TOTALS	James J. Korona (REP)			George Walinske (DEM)			Paul Gielegem (DEM)			
	AV	Elec Day	TOTAL	AV	Elec Day	TOTAL	AV	Elec Day	TOTAL	
CLINTON TOWNSHIP										
03	195	13	19	32	6	12	18	51	76	127
07	194	16	26	42	9	15	24	60	42	102
10	537	93	42	135	27	12	39	147	99	246
11	244	15	24	39	12	18	30	43	91	134
17	240	20	24	44	12	7	19	56	79	135
18	330	24	49	73	20	18	38	85	69	154
19	353	49	46	95	10	7	17	82	70	152
24	270	50	26	76	14	13	27	68	49	117
26	453	61	61	122	15	13	28	125	92	217
33	399	43	31	74	23	22	45	108	90	198
35	685	95	51	146	47	23	70	212	76	288
36	313	38	36	74	13	16	29	80	58	138
39	334	53	30	83	12	9	21	107	52	159
40	370	22	65	87	6	22	28	80	93	173
	4,917	592	530	1,122	226	207	433	1,304	1,036	2,340
TOTALS										
	4,917	592	530	1,122	226	207	433	1,304	1,036	2,340

■ Yellow in the TOTALS column means precinct hasn't reported
N/A indicates AV (Absentee) results are included in Elec Day results

These same results may also be obtained via:

- > Election Telephone Hotline: 586.469.5209
- > 24-Hour Fax (Within MI): 1.888.99.CLERK (request document number 6700)
- > 24-Hour Fax (Outside of MI): 1.310.575.5035 (request document number 6700)



Election Results

County Commissioner - District 19 One 2-year term

Official results, updated August 18, 9:55 AM

[Race List](#) | [Race Summary](#) | [Race Details](#) | [Race Details \(Printer Friendly\)](#)

POLL BOOK TOTALS	James J. Korona (REP)			George Walinske (DEM)			Paul Gielegem (DEM)			
	AV	Elec Day	TOTAL	AV	Elec Day	TOTAL	AV	Elec Day	TOTAL	
CLINTON TOWNSHIP										
03	195	13	19	32	6	12	18	51	76	127
07	194	16	26	42	9	15	24	60	42	102
10	537	93	42	135	27	12	39	147	99	246
11	244	15	24	39	12	18	30	43	91	134
17	240	20	24	44	12	7	19	56	79	135
18	330	24	49	73	20	18	38	85	69	154
19	353	49	46	95	10	7	17	82	70	152
24	270	50	26	76	14	13	27	68	49	117
26	453	61	61	122	15	13	28	125	92	217
33	399	43	31	74	23	22	45	108	90	198
35	685	95	51	146	47	23	70	212	76	288
36	313	38	36	74	13	16	29	80	58	138
39	334	53	30	83	12	9	21	107	52	159
40	370	22	65	87	6	22	28	80	93	173
	4,917	592	530	1,122	226	207	433	1,304	1,036	2,340
TOTALS										
	4,917	592	530	1,122	226	207	433	1,304	1,036	2,340

■ Yellow in the TOTALS column means precinct hasn't reported
N/A indicates AV (Absentee) results are included in Elec Day results

These same results may also be obtained via:

- > Election Telephone Hotline: 586.469.5209
- > 24-Hour Fax (Within MI): 1.888.99.CLERK (request document number 6700)
- > 24-Hour Fax (Outside of MI): 1.310.575.5035 (request document number 6700)



Election Results

County Commissioner - District 20 One 2-year term

Official results, updated August 18, 9:55 AM

[Race List](#) | [Race Summary](#) | [Race Details](#) | [Race Details \(Printer Friendly\)](#)

POLL BOOK TOTALS	Lynn M. Evans (REP)			Michael Gordon (REP)			Brad Thomas (DEM)			Kathy Tocco (DEM)			
	AV	Elec Day	TOTAL	AV	Elec Day	TOTAL	AV	Elec Day	TOTAL	AV	Elec Day	TOTAL	
CLINTON TOWNSHIP													
13	177	6	10	16	3	13	16	10	22	32	26	62	88
16	324	30	19	49	17	16	33	21	8	29	86	56	142
20	192	3	14	17	9	12	21	10	9	19	39	75	114
23	455	28	30	58	28	25	53	24	24	48	97	89	186
25	243	18	16	34	10	10	20	14	14	28	62	51	113
32	289	34	16	50	25	12	37	10	6	16	59	45	104
43	143	20	7	27	15	8	23	7	3	10	23	31	54
	1,823	139	112	251	107	96	203	96	86	182	392	409	801
FRASER													
01	258	4	18	22	4	14	18	12	17	29	53	88	141
02	397	14	30	44	19	23	42	11	13	24	67	94	161
03	580	23	48	71	21	22	43	17	12	29	165	141	306
04	337	19	29	48	12	13	25	10	10	20	67	71	138
05	157	6	20	26	3	6	9	4	4	8	35	43	78
06	415	15	17	32	21	23	44	9	16	25	62	87	149
07	260	17	9	26	10	10	20	11	10	21	70	56	126
	2,404	98	171	269	90	111	201	74	82	156	519	580	1,099
TOTALS													
	4,227	237	283	520	197	207	404	170	168	338	911	989	1,900

■ Yellow in the TOTALS column means precinct hasn't reported
 N/A indicates AV (Absentee) results are included in Elec Day results

These same results may also be obtained via:

- > Election Telephone Hotline: 586.469.5209
- > 24-Hour Fax (Within MI): 1.888.99.CLERK (request document number 6700)
- > 24-Hour Fax (Outside of MI): 1.310.575.5035 (request document number 6700)



Election Results

County Commissioner - District 20 One 2-year term

Official results, updated August 18, 9:55 AM

[Race List](#) | [Race Summary](#) | [Race Details](#) | [Race Details \(Printer Friendly\)](#)

POLL BOOK TOTALS	Lynn M. Evans (REP)			Michael Gordon (REP)			Brad Thomas (DEM)			Kathy Tocco (DEM)			
	AV	Elec Day	TOTAL	AV	Elec Day	TOTAL	AV	Elec Day	TOTAL	AV	Elec Day	TOTAL	
CLINTON TOWNSHIP													
13	177	6	10	16	3	13	16	10	22	32	26	62	88
16	324	30	19	49	17	16	33	21	8	29	86	56	142
20	192	3	14	17	9	12	21	10	9	19	39	75	114
23	455	28	30	58	28	25	53	24	24	48	97	89	186
25	243	18	16	34	10	10	20	14	14	28	62	51	113
32	289	34	16	50	25	12	37	10	6	16	59	45	104
43	143	20	7	27	15	8	23	7	3	10	23	31	54
	1,823	139	112	251	107	96	203	96	86	182	392	409	801
FRASER													
01	258	4	18	22	4	14	18	12	17	29	53	88	141
02	397	14	30	44	19	23	42	11	13	24	67	94	161
03	580	23	48	71	21	22	43	17	12	29	165	141	306
04	337	19	29	48	12	13	25	10	10	20	67	71	138
05	157	6	20	26	3	6	9	4	4	8	35	43	78
06	415	15	17	32	21	23	44	9	16	25	62	87	149
07	260	17	9	26	10	10	20	11	10	21	70	56	126
	2,404	98	171	269	90	111	201	74	82	156	519	580	1,099
TOTALS													
	4,227	237	283	520	197	207	404	170	168	338	911	989	1,900

■ Yellow in the TOTALS column means precinct hasn't reported
 N/A indicates AV (Absentee) results are included in Elec Day results

These same results may also be obtained via:

- > Election Telephone Hotline: 586.469.5209
- > 24-Hour Fax (Within MI): 1.888.99.CLERK (request document number 6700)
- > 24-Hour Fax (Outside of MI): 1.310.575.5035 (request document number 6700)



Election Results

County Commissioner - District 21 One 2-year term

Official results, updated August 18, 9:55 AM

[Race List](#) | [Race Summary](#) | [Race Details](#) | [Race Details \(Printer Friendly\)](#)

POLL BOOK TOTALS	Patrick King (REP)			Irene M. Kepler (DEM)			
	AV	Elec Day	TOTAL	AV	Elec Day	TOTAL	
ROSEVILLE							
09	287	24	33	57	86	79	165
10	152	12	12	24	46	50	96
11	185	6	16	22	75	43	118
12	218	23	15	38	62	54	116
13	185	9	17	26	58	61	119
14	281	14	24	38	71	72	143
15	459	45	32	77	148	103	251
16	475	27	26	53	145	116	261
17	202	9	19	28	53	68	121
18	369	35	47	82	103	81	184
19	225	8	22	30	45	77	122
20	270	14	36	50	67	70	137
21	255	23	30	53	70	68	138
	3,563	249	329	578	1,029	942	1,971
TOTALS							
	3,563	249	329	578	1,029	942	1,971

■ Yellow in the TOTALS column means precinct hasn't reported
N/A indicates AV (Absentee) results are included in Elec Day results

These same results may also be obtained via:

- > Election Telephone Hotline: 586.469.5209
- > 24-Hour Fax (Within MI): 1.888.99.CLERK (request document number 6700)
- > 24-Hour Fax (Outside of MI): 1.310.575.5035 (request document number 6700)



Election Results

County Commissioner - District 21 One 2-year term

Official results, updated August 18, 9:55 AM

[Race List](#) | [Race Summary](#) | [Race Details](#) | [Race Details \(Printer Friendly\)](#)

POLL BOOK TOTALS	Patrick King (REP)			Irene M. Kepler (DEM)			
	AV	Elec Day	TOTAL	AV	Elec Day	TOTAL	
ROSEVILLE							
09	287	24	33	57	86	79	165
10	152	12	12	24	46	50	96
11	185	6	16	22	75	43	118
12	218	23	15	38	62	54	116
13	185	9	17	26	58	61	119
14	281	14	24	38	71	72	143
15	459	45	32	77	148	103	251
16	475	27	26	53	145	116	261
17	202	9	19	28	53	68	121
18	369	35	47	82	103	81	184
19	225	8	22	30	45	77	122
20	270	14	36	50	67	70	137
21	255	23	30	53	70	68	138
	3,563	249	329	578	1,029	942	1,971
TOTALS							
	3,563	249	329	578	1,029	942	1,971

■ Yellow in the TOTALS column means precinct hasn't reported
N/A indicates AV (Absentee) results are included in Elec Day results

These same results may also be obtained via:

- > Election Telephone Hotline: 586.469.5209
- > 24-Hour Fax (Within MI): 1.888.99.CLERK (request document number 6700)
- > 24-Hour Fax (Outside of MI): 1.310.575.5035 (request document number 6700)



Election Results

County Commissioner - District 22 One 2-year term

Official results, updated August 18, 9:55 AM

[Race List](#) | [Race Summary](#) | [Race Details](#) | [Race Details \(Printer Friendly\)](#)

POLL BOOK TOTALS	Betty Slinde (DEM)			Frank Accavitti, Jr. (DEM)			
	AV	Elec Day	TOTAL	AV	Elec Day	TOTAL	
EASTPOINTE							
02	378	N/A	65	65	N/A	201	201
03	467	N/A	85	85	N/A	236	236
	845	N/A	150	150	N/A	437	437
ROSEVILLE							
01	166	36	42	78	14	28	42
02	216	38	45	83	38	49	87
03	322	67	49	116	73	48	121
04	259	44	23	67	63	33	96
05	402	62	53	115	85	74	159
06	265	31	74	105	32	53	85
07	177	24	37	61	24	41	65
08	323	53	73	126	44	68	112
	2,130	355	396	751	373	394	767
WARREN							
36	153	12	34	46	30	35	65
37	126	7	26	33	21	31	52
52	133	10	37	47	12	35	47
	412	29	97	126	63	101	164
TOTALS							

■ Yellow in the TOTALS column means precinct hasn't reported
 N/A indicates AV (Absentee) results are included in Elec Day results

These same results may also be obtained via:

- > Election Telephone Hotline: 586.469.5209
- > 24-Hour Fax (Within MI): 1.888.99.CLERK (request document number 6700)
- > 24-Hour Fax (Outside of MI): 1.310.575.5035 (request document number 6700)



Election Results

County Commissioner - District 22 One 2-year term

Official results, updated August 18, 9:55 AM

[Race List](#) | [Race Summary](#) | [Race Details](#) | [Race Details \(Printer Friendly\)](#)

POLL BOOK TOTALS	Betty Slinde (DEM)			Frank Accavitti, Jr. (DEM)			
	AV	Elec Day	TOTAL	AV	Elec Day	TOTAL	
EASTPOINTE							
02	378	N/A	65	65	N/A	201	201
03	467	N/A	85	85	N/A	236	236
	845	N/A	150	150	N/A	437	437
ROSEVILLE							
01	166	36	42	78	14	28	42
02	216	38	45	83	38	49	87
03	322	67	49	116	73	48	121
04	259	44	23	67	63	33	96
05	402	62	53	115	85	74	159
06	265	31	74	105	32	53	85
07	177	24	37	61	24	41	65
08	323	53	73	126	44	68	112
	2,130	355	396	751	373	394	767
WARREN							
36	153	12	34	46	30	35	65
37	126	7	26	33	21	31	52
52	133	10	37	47	12	35	47
	412	29	97	126	63	101	164
TOTALS							
	3,387	384	643	1,027	436	932	1,368

■ Yellow in the TOTALS column means precinct hasn't reported
N/A indicates AV (Absentee) results are included in Elec Day results

These same results may also be obtained via:

- > Election Telephone Hotline: 586.469.5209
- > 24-Hour Fax (Within MI): 1.888.99.CLERK (request document number 6700)
- > 24-Hour Fax (Outside of MI): 1.310.575.5035 (request document number 6700)



Election Results

County Commissioner - District 23 One 2-year term

Official results, updated August 18, 9:56 AM

[Race List](#) | [Race Summary](#) | [Race Details](#) | [Race Details \(Printer Friendly\)](#)

POLL BOOK TOTALS	Phillip Dinsmore (REP)			William Anthony Crouchman (DEM)			
	AV	Elec Day	TOTAL	AV	Elec Day	TOTAL	
LAKE TOWNSHIP							
01	21	N/A	12	12	N/A	1	1
	21	N/A	12	12	N/A	1	1
ST. CLAIR SHORES							
01	906	174	125	299	178	139	317
02	517	63	61	124	104	128	232
03	547	69	62	131	99	145	244
04	403	43	64	107	83	99	182
05	568	39	62	101	106	167	273
06	598	51	58	109	143	154	297
07	383	21	47	68	55	149	204
08	560	56	42	98	144	151	295
09	377	55	36	91	111	72	183
10	672	66	103	169	161	169	330
11	313	30	32	62	68	71	139
12	681	77	99	176	122	174	296
	6,525	744	791	1,535	1,374	1,618	2,992
TOTALS							
	6,546	744	803	1,547	1,374	1,619	2,993

■ Yellow in the TOTALS column means precinct hasn't reported
 N/A indicates AV (Absentee) results are included in Elec Day results

These same results may also be obtained via:

- > Election Telephone Hotline: 586.469.5209
- > 24-Hour Fax (Within MI): 1.888.99.CLERK (request document number 6700)
- > 24-Hour Fax (Outside of MI): 1.310.575.5035 (request document number 6700)



Election Results

County Commissioner - District 23 One 2-year term

Official results, updated August 18, 9:56 AM

[Race List](#) | [Race Summary](#) | [Race Details](#) | [Race Details \(Printer Friendly\)](#)

POLL BOOK TOTALS	Phillip Dinsmore (REP)			William Anthony Crouchman (DEM)			
	AV	Elec Day	TOTAL	AV	Elec Day	TOTAL	
LAKE TOWNSHIP							
01	21	N/A	12	12	N/A	1	1
	21	N/A	12	12	N/A	1	1
ST. CLAIR SHORES							
01	906	174	125	299	178	139	317
02	517	63	61	124	104	128	232
03	547	69	62	131	99	145	244
04	403	43	64	107	83	99	182
05	568	39	62	101	106	167	273
06	598	51	58	109	143	154	297
07	383	21	47	68	55	149	204
08	560	56	42	98	144	151	295
09	377	55	36	91	111	72	183
10	672	66	103	169	161	169	330
11	313	30	32	62	68	71	139
12	681	77	99	176	122	174	296
	6,525	744	791	1,535	1,374	1,618	2,992
TOTALS							
	6,546	744	803	1,547	1,374	1,619	2,993

■ Yellow in the TOTALS column means precinct hasn't reported
N/A indicates AV (Absentee) results are included in Elec Day results

These same results may also be obtained via:

- > Election Telephone Hotline: 586.469.5209
- > 24-Hour Fax (Within MI): 1.888.99.CLERK (request document number 6700)
- > 24-Hour Fax (Outside of MI): 1.310.575.5035 (request document number 6700)



Election Results

County Commissioner - District 24 One 2-year term

Official results, updated August 18, 9:56 AM

[Race List](#) | [Race Summary](#) | [Race Details](#) | [Race Details \(Printer Friendly\)](#)

POLL BOOK TOTALS	Jack A. Doerr (REP)			Michael A. Boyle (DEM)			
	AV	Elec Day	TOTAL	AV	Elec Day	TOTAL	
ST. CLAIR SHORES							
13	859	132	124	256	140	128	268
14	245	15	32	47	48	68	116
15	623	69	68	137	152	139	291
16	685	75	92	167	188	117	305
17	688	70	92	162	165	134	299
18	542	53	65	118	106	134	240
19	485	49	62	111	115	84	199
20	408	39	51	90	75	87	162
21	487	40	48	88	102	142	244
22	391	31	66	97	57	93	150
23	543	41	67	108	119	142	261
24	818	107	65	172	220	116	336
	6,774	721	832	1,553	1,487	1,384	2,871
TOTALS							
	6,774	721	832	1,553	1,487	1,384	2,871

■ Yellow in the TOTALS column means precinct hasn't reported
N/A indicates AV (Absentee) results are included in Elec Day results

These same results may also be obtained via:

- > Election Telephone Hotline: 586.469.5209
- > 24-Hour Fax (Within MI): 1.888.99.CLERK (request document number 6700)
- > 24-Hour Fax (Outside of MI): 1.310.575.5035 (request document number 6700)



Election Results

County Commissioner - District 24 One 2-year term

Official results, updated August 18, 9:56 AM

[Race List](#) | [Race Summary](#) | [Race Details](#) | [Race Details \(Printer Friendly\)](#)

POLL BOOK TOTALS	Jack A. Doerr (REP)			Michael A. Boyle (DEM)			
	AV	Elec Day	TOTAL	AV	Elec Day	TOTAL	
ST. CLAIR SHORES							
13	859	132	124	256	140	128	268
14	245	15	32	47	48	68	116
15	623	69	68	137	152	139	291
16	685	75	92	167	188	117	305
17	688	70	92	162	165	134	299
18	542	53	65	118	106	134	240
19	485	49	62	111	115	84	199
20	408	39	51	90	75	87	162
21	487	40	48	88	102	142	244
22	391	31	66	97	57	93	150
23	543	41	67	108	119	142	261
24	818	107	65	172	220	116	336
	6,774	721	832	1,553	1,487	1,384	2,871
TOTALS							
	6,774	721	832	1,553	1,487	1,384	2,871

■ Yellow in the TOTALS column means precinct hasn't reported
N/A indicates AV (Absentee) results are included in Elec Day results

These same results may also be obtained via:

- > Election Telephone Hotline: 586.469.5209
- > 24-Hour Fax (Within MI): 1.888.99.CLERK (request document number 6700)
- > 24-Hour Fax (Outside of MI): 1.310.575.5035 (request document number 6700)



Election Results

County Commissioner - District 25 One 2-year term

Official results, updated August 18, 9:56 AM

[Race List](#) | [Race Summary](#) | [Race Details](#) | [Race Details \(Printer Friendly\)](#)

POLL BOOK TOTALS		Kathy D. Vosburg (REP)		
		AV	Elec Day	TOTAL
CHESTERFIELD CHARTER TOWNSHIP				
01	437	N/A	165	165
02	342	N/A	126	126
03	396	N/A	114	114
05	457	N/A	143	143
06	352	N/A	150	150
07	373	N/A	129	129
08	366	N/A	140	140
09	309	N/A	90	90
10	607	N/A	263	263
11	201	N/A	50	50
15	57	N/A	13	13
16	206	N/A	73	73
17	115	N/A	28	28
	4,218	N/A	1,484	1,484
TOTALS				
	4,218	0	1,484	1,484

■ Yellow in the TOTALS column means precinct hasn't reported
N/A indicates AV (Absentee) results are included in Elec Day results

These same results may also be obtained via:

- > Election Telephone Hotline: 586.469.5209
- > 24-Hour Fax (Within MI): 1.888.99.CLERK (request document number 6700)
- > 24-Hour Fax (Outside of MI): 1.310.575.5035 (request document number 6700)



Election Results

County Commissioner - District 25 One 2-year term

Official results, updated August 18, 9:56 AM

[Race List](#) | [Race Summary](#) | [Race Details](#) | [Race Details \(Printer Friendly\)](#)

POLL BOOK TOTALS		Kathy D. Vosburg (REP)		
		AV	Elec Day	TOTAL
CHESTERFIELD CHARTER TOWNSHIP				
01	437	N/A	165	165
02	342	N/A	126	126
03	396	N/A	114	114
05	457	N/A	143	143
06	352	N/A	150	150
07	373	N/A	129	129
08	366	N/A	140	140
09	309	N/A	90	90
10	607	N/A	263	263
11	201	N/A	50	50
15	57	N/A	13	13
16	206	N/A	73	73
17	115	N/A	28	28
	4,218	N/A	1,484	1,484
TOTALS				
	4,218	0	1,484	1,484

■ Yellow in the TOTALS column means precinct hasn't reported
 N/A indicates AV (Absentee) results are included in Elec Day results

These same results may also be obtained via:

- > Election Telephone Hotline: 586.469.5209
- > 24-Hour Fax (Within MI): 1.888.99.CLERK (request document number 6700)
- > 24-Hour Fax (Outside of MI): 1.310.575.5035 (request document number 6700)



Election Results

County Commissioner - District 26 One 2-year term

Official results, updated August 18, 9:56 AM

[Race List](#) | [Race Summary](#) | [Race Details](#) | [Race Details \(Printer Friendly\)](#)

POLL BOOK TOTALS	David DeBerardino (REP)			David Teske (REP)			Henry Chiodini (REP)			Joe Sabatini (REP)			Nicholyn A. Brandenburg (REP)			Jeffery S. Sprys (DEM)		
	AV	Elec Day	TOTAL	AV	Elec Day	TOTAL	AV	Elec Day	TOTAL	AV	Elec Day	TOTAL	AV	Elec Day	TOTAL	AV	Elec Day	TOTAL

MACOMB TOWNSHIP

03	202	2	6	8	1	0	1	0	3	3	3	23	26	10	25	35	14	49	63
04	279	5	5	10	3	8	11	4	3	7	2	28	30	10	39	49	26	80	106
05	268	3	5	8	3	3	6	0	2	2	3	13	16	26	54	80	43	38	81
06	298	7	4	11	7	3	10	2	1	3	10	10	20	49	20	69	74	46	120
07	255	0	1	1	5	3	8	4	5	9	4	11	15	24	39	63	17	46	63
08	253	3	3	6	5	5	10	0	1	1	7	16	23	36	34	70	31	48	79
10	213	0	11	11	3	5	8	1	3	4	4	14	18	10	17	27	37	68	105
11	317	1	21	22	6	10	16	1	2	3	5	22	27	32	20	52	28	80	108
12	287	4	13	17	1	2	3	4	10	14	6	12	18	32	32	64	35	56	91
13	217	4	16	20	5	4	9	2	3	5	0	20	20	14	37	51	10	54	64
14	281	0	15	15	3	4	7	5	3	8	10	12	22	21	29	50	34	58	92
17	207	1	5	6	2	2	4	1	5	6	2	20	22	15	29	44	16	52	68
18	193	2	4	6	0	4	4	0	1	1	5	6	11	17	7	24	40	58	98
19	68	0	3	3	1	1	2	1	0	1	0	4	4	6	5	11	8	18	26
20	190	5	8	13	5	3	8	3	7	10	6	7	13	8	20	28	24	49	73
28	125	0	0	0	3	1	4	0	0	0	1	10	11	9	13	22	9	26	35
29	150	0	7	7	0	1	1	1	5	6	1	19	20	5	9	14	14	41	55
30	213	3	10	13	4	3	7	3	1	4	4	27	31	11	19	30	26	37	63

■ Yellow in the TOTALS column means precinct hasn't reported
N/A indicates AV (Absentee) results are included in Elec Day results

These same results may also be obtained via:

- > Election Telephone Hotline: 586.469.5209
- > 24-Hour Fax (Within MI): 1.888.99.CLERK (request document number 6700)
- > 24-Hour Fax (Outside of MI): 1.310.575.5035 (request document number 6700)



Election Results

County Commissioner - District 26 One 2-year term

Official results, updated August 18, 9:56 AM

[Race List](#) | [Race Summary](#) | [Race Details](#) | [Race Details \(Printer Friendly\)](#)

POLL BOOK TOTALS	David DeBerardino (REP)			David Teske (REP)			Henry Chiodini (REP)			Joe Sabatini (REP)			Nicholyn A. Brandenburg (REP)			Jeffery S. Sprys (DEM)			
	AV	Elec Day	TOTAL	AV	Elec Day	TOTAL	AV	Elec Day	TOTAL	AV	Elec Day	TOTAL	AV	Elec Day	TOTAL	AV	Elec Day	TOTAL	
MACOMB TOWNSHIP																			
03	202	2	6	8	1	0	1	0	3	3	3	23	26	10	25	35	14	49	63
04	279	5	5	10	3	8	11	4	3	7	2	28	30	10	39	49	26	80	106
05	268	3	5	8	3	3	6	0	2	2	3	13	16	26	54	80	43	38	81
06	298	7	4	11	7	3	10	2	1	3	10	10	20	49	20	69	74	46	120
07	255	0	1	1	5	3	8	4	5	9	4	11	15	24	39	63	17	46	63
08	253	3	3	6	5	5	10	0	1	1	7	16	23	36	34	70	31	48	79
10	213	0	11	11	3	5	8	1	3	4	4	14	18	10	17	27	37	68	105
11	317	1	21	22	6	10	16	1	2	3	5	22	27	32	20	52	28	80	108
12	287	4	13	17	1	2	3	4	10	14	6	12	18	32	32	64	35	56	91
13	217	4	16	20	5	4	9	2	3	5	0	20	20	14	37	51	10	54	64
14	281	0	15	15	3	4	7	5	3	8	10	12	22	21	29	50	34	58	92
17	207	1	5	6	2	2	4	1	5	6	2	20	22	15	29	44	16	52	68
18	193	2	4	6	0	4	4	0	1	1	5	6	11	17	7	24	40	58	98
19	68	0	3	3	1	1	2	1	0	1	0	4	4	6	5	11	8	18	26
20	190	5	8	13	5	3	8	3	7	10	6	7	13	8	20	28	24	49	73
28	125	0	0	0	3	1	4	0	0	0	1	10	11	9	13	22	9	26	35
29	150	0	7	7	0	1	1	1	5	6	1	19	20	5	9	14	14	41	55
30	213	3	10	13	4	3	7	3	1	4	4	27	31	11	19	30	26	37	63
33	211	3	4	7	1	1	2	2	4	6	5	13	18	13	20	33	47	37	84
35	132	1	1	2	0	4	4	0	2	2	2	12	14	12	9	21	14	28	42
	4,359	44	142	186	58	67	125	34	61	95	80	299	379	360	477	837	547	969	1,516
TOTALS																			
	4,359	44	142	186	58	67	125	34	61	95	80	299	379	360	477	837	547	969	1,516

■ Yellow in the TOTALS column means precinct hasn't reported
N/A indicates AV (Absentee) results are included in Elec Day results

- These same results may also be obtained via:
- > Election Telephone Hotline: 586.469.5209
 - > 24-Hour Fax (Within MI): 1.888.99.CLERK (request document number 6700)
 - > 24-Hour Fax (Outside of MI): 1.310.575.5035 (request document number 6700)



Election Results

Charter Commissioner - District 1 One 2-year maximum term

Official results, updated August 18, 9:56 AM

[Race List](#) | [Race Summary](#) | [Race Details](#) | [Race Details \(Printer Friendly\)](#)

POLL BOOK TOTALS	Larry A. Louzon (REP)			Matthew J. Wroblewski (DEM)			
	AV	Elec Day	TOTAL	AV	Elec Day	TOTAL	
WARREN							
01	45	3	5	8	6	13	19
02	120	8	8	16	21	46	67
03	132	4	5	9	22	49	71
04	218	10	19	29	42	67	109
06	122	5	13	18	20	49	69
08	147	8	6	14	33	57	90
10	250	15	25	40	66	81	147
11	128	2	12	14	20	48	68
12	186	12	27	39	32	72	104
13	235	17	16	33	48	71	119
15	64	3	5	8	9	25	34
23	93	3	13	16	19	35	54
38	97	3	8	11	15	30	45
39	153	4	18	22	34	57	91
40	137	12	21	33	31	44	75
41	129	5	12	17	36	48	84
42	338	19	10	29	111	64	175
68	238	19	24	43	58	75	133
70	164	0	0	0	0	50	74

■ Yellow in the TOTALS column means precinct hasn't reported
N/A indicates AV (Absentee) results are included in Elec Day results

These same results may also be obtained via:

- > Election Telephone Hotline: 586.469.5209
- > 24-Hour Fax (Within MI): 1.888.99.CLERK (request document number 6700)
- > 24-Hour Fax (Outside of MI): 1.310.575.5035 (request document number 6700)



Election Results

Charter Commissioner - District 1 One 2-year maximum term

Official results, updated August 18, 9:56 AM

[Race List](#) | [Race Summary](#) | [Race Details](#) | [Race Details \(Printer Friendly\)](#)

POLL BOOK TOTALS	Larry A. Louzon (REP)			Matthew J. Wroblewski (DEM)			
	AV	Elec Day	TOTAL	AV	Elec Day	TOTAL	
	WARREN						
01	45	3	5	8	6	13	19
02	120	8	8	16	21	46	67
03	132	4	5	9	22	49	71
04	218	10	19	29	42	67	109
06	122	5	13	18	20	49	69
08	147	8	6	14	33	57	90
10	250	15	25	40	66	81	147
11	128	2	12	14	20	48	68
12	186	12	27	39	32	72	104
13	235	17	16	33	48	71	119
15	64	3	5	8	9	25	34
23	93	3	13	16	19	35	54
38	97	3	8	11	15	30	45
39	153	4	18	22	34	57	91
40	137	12	21	33	31	44	75
41	129	5	12	17	36	48	84
42	338	19	10	29	111	64	175
68	238	19	24	43	58	75	133
72	164	9	29	38	26	50	76
	2,996	161	276	437	649	981	1,630
TOTALS							
	2,996	161	276	437	649	981	1,630

■ Yellow in the TOTALS column means precinct hasn't reported
 N/A indicates AV (Absentee) results are included in Elec Day results

These same results may also be obtained via:

- > Election Telephone Hotline: 586.469.5209
- > 24-Hour Fax (Within MI): 1.888.99.CLERK (request document number 6700)
- > 24-Hour Fax (Outside of MI): 1.310.575.5035 (request document number 6700)



Election Results

Charter Commissioner - District 2 One 2-year maximum term

Official results, updated August 18, 9:56 AM

[Race List](#) | [Race Summary](#) | [Race Details](#) | [Race Details \(Printer Friendly\)](#)

POLL BOOK TOTALS	Ronald C. Michals (REP)			David A. Willis (DEM)			Ian Johns (DEM)			Mike Scozzari (DEM)		
	AV	Elec Day	TOTAL	AV	Elec Day	TOTAL	AV	Elec Day	TOTAL	AV	Elec Day	TOTAL

CENTER LINE													
01	364	6	44	50	16	78	94	9	13	22	43	61	104
02	246	15	20	35	23	52	75	12	16	28	27	9	36
03	316	8	31	39	35	76	111	17	19	36	17	31	48
04	183	7	31	38	5	37	42	4	11	15	8	34	42
05	225	10	25	35	14	42	56	5	11	16	22	35	57
	1,334	46	151	197	93	285	378	47	70	117	117	170	287

WARREN													
16	67	1	7	8	12	22	34	1	2	3	5	6	11
17	74	6	6	12	3	17	20	1	5	6	7	7	14
18	78	5	9	14	7	18	25	3	6	9	2	12	14
20	86	1	12	13	6	31	37	1	2	3	6	11	17
21	69	2	9	11	8	17	25	0	5	5	7	10	17
22	69	3	6	9	2	16	18	0	3	3	4	11	15
24	118	2	17	19	3	37	40	6	5	11	11	11	22
26	115	2	25	27	6	32	38	1	4	5	10	11	21
27	74	2	10	12	1	12	13	2	2	4	4	13	17
28	115	6	9	15	3	25	28	5	3	8	5	10	15
32	109	2	12	14	10	23	33	5	4	9	9	11	20
33	94	4	12	16	3	20	23	0	3	3	8	6	14

 Yellow in the TOTALS column means precinct hasn't reported
 N/A indicates AV (Absentee) results are included in Elec Day results

These same results may also be obtained via:

- > Election Telephone Hotline: 586.469.5209
- > 24-Hour Fax (Within MI): 1.888.99.CLERK (request document number 6700)
- > 24-Hour Fax (Outside of MI): 1.310.575.5035 (request document number 6700)



Election Results

Charter Commissioner - District 2 One 2-year maximum term

Official results, updated August 18, 9:56 AM

[Race List](#) | [Race Summary](#) | [Race Details](#) | [Race Details \(Printer Friendly\)](#)

POLL BOOK TOTALS	Ronald C. Michals (REP)			David A. Willis (DEM)			Ian Johns (DEM)			Mike Scozzari (DEM)			
	AV	Elec Day	TOTAL	AV	Elec Day	TOTAL	AV	Elec Day	TOTAL	AV	Elec Day	TOTAL	
CENTER LINE													
01	364	6	44	50	16	78	94	9	13	22	43	61	104
02	246	15	20	35	23	52	75	12	16	28	27	9	36
03	316	8	31	39	35	76	111	17	19	36	17	31	48
04	183	7	31	38	5	37	42	4	11	15	8	34	42
05	225	10	25	35	14	42	56	5	11	16	22	35	57
	1,334	46	151	197	93	285	378	47	70	117	117	170	287
WARREN													
16	67	1	7	8	12	22	34	1	2	3	5	6	11
17	74	6	6	12	3	17	20	1	5	6	7	7	14
18	78	5	9	14	7	18	25	3	6	9	2	12	14
20	86	1	12	13	6	31	37	1	2	3	6	11	17
21	69	2	9	11	8	17	25	0	5	5	7	10	17
22	69	3	6	9	2	16	18	0	3	3	4	11	15
24	118	2	17	19	3	37	40	6	5	11	11	11	22
26	115	2	25	27	6	32	38	1	4	5	10	11	21
27	74	2	10	12	1	12	13	2	2	4	4	13	17
28	115	6	9	15	3	25	28	5	3	8	5	10	15
32	109	2	12	14	10	23	33	5	4	9	9	11	20
33	94	4	12	16	3	20	23	0	3	3	8	6	14
34	142	4	15	19	12	40	52	6	8	14	14	9	23
	1,210	40	149	189	76	310	386	31	52	83	92	128	220
TOTALS													
	2,544	86	300	386	169	595	764	78	122	200	209	298	507

■ Yellow in the TOTALS column means precinct hasn't reported
 N/A indicates AV (Absentee) results are included in Elec Day results

These same results may also be obtained via:

- > Election Telephone Hotline: 586.469.5209
- > 24-Hour Fax (Within MI): 1.888.99.CLERK (request document number 6700)
- > 24-Hour Fax (Outside of MI): 1.310.575.5035 (request document number 6700)



Election Results

Charter Commissioner - District 3 One 2-year maximum term

Official results, updated August 18, 9:56 AM

[Race List](#) | [Race Summary](#) | [Race Details](#) | [Race Details \(Printer Friendly\)](#)

POLL BOOK TOTALS	Gary R. Stachel (REP)			Anthony Oliver June (DEM)			Deanna K. Swerdan (DEM)			James F. Kelly (DEM)			Larry Burton (DEM)			
	AV	Elec Day	TOTAL	AV	Elec Day	TOTAL	AV	Elec Day	TOTAL	AV	Elec Day	TOTAL	AV	Elec Day	TOTAL	
EASTPOINTE																
01	329	N/A	50	50	N/A	9	9	N/A	48	48	N/A	81	81	N/A	44	44
04	428	N/A	83	83	N/A	14	14	N/A	48	48	N/A	116	116	N/A	70	70
05	371	N/A	68	68	N/A	8	8	N/A	41	41	N/A	115	115	N/A	46	46
06	311	N/A	42	42	N/A	9	9	N/A	49	49	N/A	91	91	N/A	42	42
07	438	N/A	47	47	N/A	10	10	N/A	47	47	N/A	128	128	N/A	84	84
08	343	N/A	41	41	N/A	15	15	N/A	50	50	N/A	120	120	N/A	49	49
09	293	N/A	51	51	N/A	4	4	N/A	29	29	N/A	76	76	N/A	42	42
10	279	N/A	43	43	N/A	5	5	N/A	46	46	N/A	54	54	N/A	51	51
11	327	N/A	43	43	N/A	3	3	N/A	42	42	N/A	115	115	N/A	62	62
12	419	N/A	75	75	N/A	23	23	N/A	44	44	N/A	98	98	N/A	61	61
13	413	N/A	84	84	N/A	2	2	N/A	45	45	N/A	127	127	N/A	47	47
14	532	N/A	102	102	N/A	15	15	N/A	76	76	N/A	138	138	N/A	52	52
	4,483	N/A	729	729	N/A	117	117	N/A	565	565	N/A	1,259	1,259	N/A	650	650
TOTALS																
	4,483	0	729	729	0	117	117	0	565	565	0	1,259	1,259	0	650	650

■ Yellow in the TOTALS column means precinct hasn't reported
 N/A indicates AV (Absentee) results are included in Elec Day results

These same results may also be obtained via:

- > Election Telephone Hotline: 586.469.5209
- > 24-Hour Fax (Within MI): 1.888.99.CLERK (request document number 6700)
- > 24-Hour Fax (Outside of MI): 1.310.575.5035 (request document number 6700)



Election Results

Charter Commissioner - District 3 One 2-year maximum term

Official results, updated August 18, 9:56 AM

[Race List](#) | [Race Summary](#) | [Race Details](#) | [Race Details \(Printer Friendly\)](#)

POLL BOOK TOTALS	Gary R. Stachel (REP)			Anthony Oliver June (DEM)			Deanna K. Swerdan (DEM)			James F. Kelly (DEM)			Larry Burton (DEM)			
	AV	Elec Day	TOTAL	AV	Elec Day	TOTAL	AV	Elec Day	TOTAL	AV	Elec Day	TOTAL	AV	Elec Day	TOTAL	
EASTPOINTE																
01	329	N/A	50	50	N/A	9	9	N/A	48	48	N/A	81	81	N/A	44	44
04	428	N/A	83	83	N/A	14	14	N/A	48	48	N/A	116	116	N/A	70	70
05	371	N/A	68	68	N/A	8	8	N/A	41	41	N/A	115	115	N/A	46	46
06	311	N/A	42	42	N/A	9	9	N/A	49	49	N/A	91	91	N/A	42	42
07	438	N/A	47	47	N/A	10	10	N/A	47	47	N/A	128	128	N/A	84	84
08	343	N/A	41	41	N/A	15	15	N/A	50	50	N/A	120	120	N/A	49	49
09	293	N/A	51	51	N/A	4	4	N/A	29	29	N/A	76	76	N/A	42	42
10	279	N/A	43	43	N/A	5	5	N/A	46	46	N/A	54	54	N/A	51	51
11	327	N/A	43	43	N/A	3	3	N/A	42	42	N/A	115	115	N/A	62	62
12	419	N/A	75	75	N/A	23	23	N/A	44	44	N/A	98	98	N/A	61	61
13	413	N/A	84	84	N/A	2	2	N/A	45	45	N/A	127	127	N/A	47	47
14	532	N/A	102	102	N/A	15	15	N/A	76	76	N/A	138	138	N/A	52	52
	4,483	N/A	729	729	N/A	117	117	N/A	565	565	N/A	1,259	1,259	N/A	650	650
TOTALS																
	4,483	0	729	729	0	117	117	0	565	565	0	1,259	1,259	0	650	650

■ Yellow in the TOTALS column means precinct hasn't reported
 N/A indicates AV (Absentee) results are included in Elec Day results

These same results may also be obtained via:

- > Election Telephone Hotline: 586.469.5209
- > 24-Hour Fax (Within MI): 1.888.99.CLERK (request document number 6700)
- > 24-Hour Fax (Outside of MI): 1.310.575.5035 (request document number 6700)



Election Results

Charter Commissioner - District 4 One 2-year maximum term

Official results, updated August 18, 9:56 AM

[Race List](#) | [Race Summary](#) | [Race Details](#) | [Race Details \(Printer Friendly\)](#)

POLL BOOK TOTALS	Gerald Pilarski (REP)			Joseph H. Plets (REP)			Dolores L. Thomas (DEM)			Frank Vogt (DEM)			Louis J. Burdi (DEM)		
	AV	Elec Day	TOTAL	AV	Elec Day	TOTAL	AV	Elec Day	TOTAL	AV	Elec Day	TOTAL	AV	Elec Day	TOTAL

WARREN

43	39	0	1	1	0	0	0	1	7	8	3	3	6	5	9	14
69	246	7	4	11	8	4	12	24	30	54	22	29	51	26	19	45
70	227	7	8	15	4	9	13	21	27	48	13	25	38	29	25	54
71	238	12	11	23	3	13	16	17	24	41	18	26	44	42	22	64
72A	67	0	6	6	0	2	2	5	13	18	3	16	19	3	6	9
73	278	14	13	27	8	18	26	27	35	62	11	31	42	28	21	49
74	474	26	22	48	16	14	30	35	48	83	32	49	81	60	61	121
81	159	6	5	11	1	5	6	16	21	37	11	21	32	28	14	42
82	332	25	26	51	14	10	24	37	29	66	24	24	48	54	33	87
84	278	11	18	29	11	9	20	21	22	43	12	25	37	47	18	65
85	285	15	17	32	8	15	23	26	30	56	17	18	35	31	25	56
86	454	19	24	43	15	10	25	37	39	76	32	42	74	70	54	124
88	223	11	20	31	16	6	22	20	19	39	26	14	40	30	16	46
99	130	5	9	14	6	9	15	11	14	25	10	11	21	15	13	28
99A	342	33	17	50	20	11	31	22	23	45	29	23	52	34	38	72
100	140	7	19	26	4	3	7	10	11	21	7	10	17	25	17	42
101	211	8	23	31	6	11	17	16	24	40	12	14	26	25	27	52
102	208	4	19	23	3	10	13	11	16	27	7	26	33	33	31	64
103	231	8	19	27	5	5	10	22	13	35	10	24	34	41	20	61

■ Yellow in the TOTALS column means precinct hasn't reported
N/A indicates AV (Absentee) results are included in Elec Day results

These same results may also be obtained via:

- > Election Telephone Hotline: 586.469.5209
- > 24-Hour Fax (Within MI): 1.888.99.CLERK (request document number 6700)
- > 24-Hour Fax (Outside of MI): 1.310.575.5035 (request document number 6700)



Election Results

Charter Commissioner - District 4 One 2-year maximum term

Official results, updated August 18, 9:56 AM

[Race List](#) | [Race Summary](#) | [Race Details](#) | [Race Details \(Printer Friendly\)](#)

POLL BOOK TOTALS	Gerald Pilarski (REP)			Joseph H. Plets (REP)			Dolores L. Thomas (DEM)			Frank Vogt (DEM)			Louis J. Burdi (DEM)			
	AV	Elec Day	TOTAL	AV	Elec Day	TOTAL	AV	Elec Day	TOTAL	AV	Elec Day	TOTAL	AV	Elec Day	TOTAL	
WARREN																
43	39	0	1	1	0	0	0	1	7	8	3	3	6	5	9	14
69	246	7	4	11	8	4	12	24	30	54	22	29	51	26	19	45
70	227	7	8	15	4	9	13	21	27	48	13	25	38	29	25	54
71	238	12	11	23	3	13	16	17	24	41	18	26	44	42	22	64
72A	67	0	6	6	0	2	2	5	13	18	3	16	19	3	6	9
73	278	14	13	27	8	18	26	27	35	62	11	31	42	28	21	49
74	474	26	22	48	16	14	30	35	48	83	32	49	81	60	61	121
81	159	6	5	11	1	5	6	16	21	37	11	21	32	28	14	42
82	332	25	26	51	14	10	24	37	29	66	24	24	48	54	33	87
84	278	11	18	29	11	9	20	21	22	43	12	25	37	47	18	65
85	285	15	17	32	8	15	23	26	30	56	17	18	35	31	25	56
86	454	19	24	43	15	10	25	37	39	76	32	42	74	70	54	124
88	223	11	20	31	16	6	22	20	19	39	26	14	40	30	16	46
99	130	5	9	14	6	9	15	11	14	25	10	11	21	15	13	28
99A	342	33	17	50	20	11	31	22	23	45	29	23	52	34	38	72
100	140	7	19	26	4	3	7	10	11	21	7	10	17	25	17	42
101	211	8	23	31	6	11	17	16	24	40	12	14	26	25	27	52
102	208	4	19	23	3	10	13	11	16	27	7	26	33	33	31	64
103	231	8	19	27	5	5	10	22	13	35	10	24	34	41	20	61
105	246	15	24	39	7	11	18	22	18	40	7	25	32	26	22	48
	4,808	233	305	538	155	175	330	401	463	864	306	456	762	652	491	1,143
TOTALS																
	4,808	233	305	538	155	175	330	401	463	864	306	456	762	652	491	1,143

■ Yellow in the TOTALS column means precinct hasn't reported
 N/A indicates AV (Absentee) results are included in Elec Day results

These same results may also be obtained via:

- > Election Telephone Hotline: 586.469.5209
- > 24-Hour Fax (Within MI): 1.888.99.CLERK (request document number 6700)
- > 24-Hour Fax (Outside of MI): 1.310.575.5035 (request document number 6700)



Election Results

Charter Commissioner - District 5 One 2-year maximum term

Official results, updated August 18, 9:56 AM

[Race List](#) | [Race Summary](#) | [Race Details](#) | [Race Details \(Printer Friendly\)](#)

POLL BOOK TOTALS	Jed W. Pratt (REP)			Jeff Schroder (DEM)			Robert J. Chrzanowski (DEM)			Robert W. Slavko (DEM)			Sean Clark (DEM)			
	AV	Elec Day	TOTAL	AV	Elec Day	TOTAL	AV	Elec Day	TOTAL	AV	Elec Day	TOTAL	AV	Elec Day	TOTAL	
WARREN																
45	160	9	13	22	15	27	42	13	9	22	13	23	36	3	3	6
46	306	17	32	49	15	30	45	20	27	47	19	46	65	5	6	11
47	99	4	10	14	3	12	15	13	8	21	6	8	14	0	1	1
48	383	30	21	51	21	19	40	33	16	49	101	51	152	6	10	16
49	152	4	17	21	10	8	18	25	21	46	15	20	35	1	1	2
56	260	17	22	39	31	37	68	28	11	39	33	22	55	2	3	5
58	304	24	32	56	30	40	70	34	14	48	35	20	55	8	5	13
63	219	20	25	45	16	21	37	22	17	39	13	14	27	7	6	13
64	265	34	28	62	15	18	33	33	21	54	23	20	43	9	4	13
76	283	25	24	49	20	26	46	27	19	46	20	45	65	10	8	18
78	313	18	35	53	55	32	87	34	17	51	23	39	62	6	6	12
80	282	31	35	66	29	37	66	13	14	27	23	14	37	1	3	4
90	224	33	22	55	31	25	56	15	6	21	23	17	40	11	2	13
94	310	28	29	57	37	40	77	33	13	46	37	21	58	6	5	11
96	264	21	31	52	19	29	48	32	13	45	27	24	51	7	2	9
97	282	16	31	47	22	35	57	27	11	38	18	44	62	3	3	6
98	216	20	30	50	9	25	34	12	7	19	24	43	67	3	6	9
106	445	57	42	99	64	28	92	52	12	64	32	39	71	8	4	12

■ Yellow in the TOTALS column means precinct hasn't reported
 N/A indicates AV (Absentee) results are included in Elec Day results

These same results may also be obtained via:

- > Election Telephone Hotline: 586.469.5209
- > 24-Hour Fax (Within MI): 1.888.99.CLERK (request document number 6700)
- > 24-Hour Fax (Outside of MI): 1.310.575.5035 (request document number 6700)



Election Results

Charter Commissioner - District 5 One 2-year maximum term

Official results, updated August 18, 9:56 AM

[Race List](#) | [Race Summary](#) | [Race Details](#) | [Race Details \(Printer Friendly\)](#)

POLL BOOK TOTALS	Jed W. Pratt (REP)			Jeff Schroder (DEM)			Robert J. Chrzanowski (DEM)			Robert W. Slavko (DEM)			Sean Clark (DEM)			
	AV	Elec Day	TOTAL	AV	Elec Day	TOTAL	AV	Elec Day	TOTAL	AV	Elec Day	TOTAL	AV	Elec Day	TOTAL	
WARREN																
45	160	9	13	22	15	27	42	13	9	22	13	23	36	3	3	6
46	306	17	32	49	15	30	45	20	27	47	19	46	65	5	6	11
47	99	4	10	14	3	12	15	13	8	21	6	8	14	0	1	1
48	383	30	21	51	21	19	40	33	16	49	101	51	152	6	10	16
49	152	4	17	21	10	8	18	25	21	46	15	20	35	1	1	2
56	260	17	22	39	31	37	68	28	11	39	33	22	55	2	3	5
58	304	24	32	56	30	40	70	34	14	48	35	20	55	8	5	13
63	219	20	25	45	16	21	37	22	17	39	13	14	27	7	6	13
64	265	34	28	62	15	18	33	33	21	54	23	20	43	9	4	13
76	283	25	24	49	20	26	46	27	19	46	20	45	65	10	8	18
78	313	18	35	53	55	32	87	34	17	51	23	39	62	6	6	12
80	282	31	35	66	29	37	66	13	14	27	23	14	37	1	3	4
90	224	33	22	55	31	25	56	15	6	21	23	17	40	11	2	13
94	310	28	29	57	37	40	77	33	13	46	37	21	58	6	5	11
96	264	21	31	52	19	29	48	32	13	45	27	24	51	7	2	9
97	282	16	31	47	22	35	57	27	11	38	18	44	62	3	3	6
98	216	20	30	50	9	25	34	12	7	19	24	43	67	3	6	9
106	445	57	42	99	64	28	92	52	12	64	32	39	71	8	4	12
108	323	31	31	62	23	55	78	40	8	48	29	25	54	6	3	9
	5,090	439	510	949	465	544	1,009	506	264	770	514	535	1,049	102	81	183
TOTALS																
	5,090	439	510	949	465	544	1,009	506	264	770	514	535	1,049	102	81	183

■ Yellow in the TOTALS column means precinct hasn't reported
 N/A indicates AV (Absentee) results are included in Elec Day results

- These same results may also be obtained via:
- > Election Telephone Hotline: 586.469.5209
 - > 24-Hour Fax (Within MI): 1.888.99.CLERK (request document number 6700)
 - > 24-Hour Fax (Outside of MI): 1.310.575.5035 (request document number 6700)



Election Results

Charter Commissioner - District 6 One 2-year maximum term

Official results, updated August 18, 9:56 AM

[Race List](#) | [Race Summary](#) | [Race Details](#) | [Race Details \(Printer Friendly\)](#)

POLL BOOK TOTALS	Arzo F. Smith (REP)			Marc Goodson (REP)			John Olekszyk (DEM)			John W. Smith (DEM)		
	AV	Elec Day	TOTAL	AV	Elec Day	TOTAL	AV	Elec Day	TOTAL	AV	Elec Day	TOTAL

STERLING HEIGHTS

03	382	3	4	7	34	26	60	76	48	124	49	27	76
04	524	8	11	19	33	39	72	92	59	151	40	67	107
05	537	4	6	10	57	47	104	113	68	181	57	43	100
	1,443	15	21	36	124	112	236	281	175	456	146	137	283

WARREN

29	280	4	8	12	5	23	28	39	41	80	24	68	92
50	272	2	10	12	16	41	57	28	50	78	30	39	69
53	284	7	8	15	20	20	40	35	49	84	31	32	63
55	227	2	2	4	25	19	44	52	37	89	21	15	36
60	229	4	8	12	12	24	36	40	36	76	14	23	37
61	280	2	3	5	24	18	42	60	45	105	22	27	49
62	303	6	5	11	20	17	37	53	33	86	39	38	77
66	229	2	5	7	19	18	37	44	38	82	16	25	41
67	313	7	9	16	25	16	41	65	48	113	25	25	50
92	161	1	1	2	11	12	23	36	35	71	14	9	23
93	248	1	5	6	15	21	36	40	53	93	19	29	48
109	305	6	6	12	19	24	43	43	76	119	14	21	35
110	281	10	8	18	19	13	32	65	52	117	23	15	38
	3,412	54	78	132	230	266	496	600	593	1,193	292	366	658

■ Yellow in the TOTALS column means precinct hasn't reported
 N/A indicates AV (Absentee) results are included in Elec Day results

These same results may also be obtained via:

- > Election Telephone Hotline: 586.469.5209
- > 24-Hour Fax (Within MI): 1.888.99.CLERK (request document number 6700)
- > 24-Hour Fax (Outside of MI): 1.310.575.5035 (request document number 6700)



Election Results

Charter Commissioner - District 6 One 2-year maximum term

Official results, updated August 18, 9:56 AM

[Race List](#) | [Race Summary](#) | [Race Details](#) | [Race Details \(Printer Friendly\)](#)

POLL BOOK TOTALS	Arzo F. Smith (REP)			Marc Goodson (REP)			John Olekszyk (DEM)			John W. Smith (DEM)			
	AV	Elec Day	TOTAL	AV	Elec Day	TOTAL	AV	Elec Day	TOTAL	AV	Elec Day	TOTAL	
STERLING HEIGHTS													
03	382	3	4	7	34	26	60	76	48	124	49	27	76
04	524	8	11	19	33	39	72	92	59	151	40	67	107
05	537	4	6	10	57	47	104	113	68	181	57	43	100
	1,443	15	21	36	124	112	236	281	175	456	146	137	283
WARREN													
29	280	4	8	12	5	23	28	39	41	80	24	68	92
50	272	2	10	12	16	41	57	28	50	78	30	39	69
53	284	7	8	15	20	20	40	35	49	84	31	32	63
55	227	2	2	4	25	19	44	52	37	89	21	15	36
60	229	4	8	12	12	24	36	40	36	76	14	23	37
61	280	2	3	5	24	18	42	60	45	105	22	27	49
62	303	6	5	11	20	17	37	53	33	86	39	38	77
66	229	2	5	7	19	18	37	44	38	82	16	25	41
67	313	7	9	16	25	16	41	65	48	113	25	25	50
92	161	1	1	2	11	12	23	36	35	71	14	9	23
93	248	1	5	6	15	21	36	40	53	93	19	29	48
109	305	6	6	12	19	24	43	43	76	119	14	21	35
110	281	10	8	18	19	13	32	65	52	117	23	15	38
	3,412	54	78	132	230	266	496	600	593	1,193	292	366	658
TOTALS													
	4,855	69	99	168	354	378	732	881	768	1,649	438	503	941

■ Yellow in the TOTALS column means precinct hasn't reported
N/A indicates AV (Absentee) results are included in Elec Day results

These same results may also be obtained via:

- > Election Telephone Hotline: 586.469.5209
- > 24-Hour Fax (Within MI): 1.888.99.CLERK (request document number 6700)
- > 24-Hour Fax (Outside of MI): 1.310.575.5035 (request document number 6700)



Election Results

Charter Commissioner - District 7 One 2-year maximum term

Official results, updated August 18, 9:56 AM

[Race List](#) | [Race Summary](#) | [Race Details](#) | [Race Details \(Printer Friendly\)](#)

POLL BOOK TOTALS	Al Martin (REP)			GJ LaRouche (REP)			Melanie Davis (REP)			William H Bogle (REP)			Elisabeth Sierawski (DEM)			Eugene Schabath (DEM)			Joshua Mackinnon (DEM)			Rose Marie Fessler (DEM)			
	AV	Elec Day	TOTAL	AV	Elec Day	TOTAL	AV	Elec Day	TOTAL	AV	Elec Day	TOTAL	AV	Elec Day	TOTAL	AV	Elec Day	TOTAL	AV	Elec Day	TOTAL	AV	Elec Day	TOTAL	
STERLING HEIGHTS																									
10	356	20	19	39	11	9	20	17	15	32	3	6	9	56	53	109	15	3	18	3	4	7	23	7	30
11	394	13	11	24	15	10	25	33	17	50	7	8	15	53	54	107	6	5	11	7	3	10	25	28	53
12	305	1	14	15	8	13	21	16	19	35	3	3	6	49	50	99	7	4	11	6	1	7	8	10	18
13	159	3	5	8	3	4	7	10	6	16	4	2	6	28	31	59	3	1	4	0	2	2	5	4	9
20	458	28	25	53	7	12	19	20	28	48	5	10	15	45	56	101	9	1	10	6	14	20	33	28	61
21	220	16	7	23	14	7	21	12	7	19	2	1	3	29	30	59	6	3	9	12	5	17	16	4	20
29	202	4	5	9	1	11	12	3	12	15	0	4	4	28	28	56	4	0	4	0	4	4	4	7	11
30	281	10	9	19	1	13	14	17	37	54	4	4	8	18	38	56	0	3	3	3	3	6	8	7	15
31	301	3	9	12	8	12	20	7	20	27	1	5	6	37	61	98	3	4	7	4	5	9	15	18	33
32	409	9	12	21	4	37	41	27	29	56	6	10	16	38	55	93	3	11	14	2	9	11	9	28	37
33	282	8	8	16	14	29	43	12	14	26	3	8	11	29	37	66	9	9	18	3	10	13	2	16	18
34	347	8	10	18	7	8	15	21	16	37	5	2	7	49	66	115	5	4	9	0	5	5	11	8	19
40	498	19	12	31	13	28	41	38	29	67	8	7	15	45	62	107	9	4	13	15	13	28	31	21	52
	4,212	142	146	288	106	193	299	233	249	482	51	70	121	504	621	1,125	79	52	131	61	78	139	190	186	376
TOTALS																									
	4,212	142	146	288	106	193	299	233	249	482	51	70	121	504	621	1,125	79	52	131	61	78	139	190	186	376

■ Yellow in the TOTALS column means precinct hasn't reported
N/A indicates AV (Absentee) results are included in Elec Day results

These same results may also be obtained via:

- > Election Telephone Hotline: 586.469.5209
- > 24-Hour Fax (Within MI): 1.888.99.CLERK (request document number 6700)
- > 24-Hour Fax (Outside of MI): 1.310.575.5035 (request document number 6700)



Election Results

Charter Commissioner - District 7 One 2-year maximum term

Official results, updated August 18, 9:56 AM

[Race List](#) | [Race Summary](#) | [Race Details](#) | [Race Details \(Printer Friendly\)](#)

POLL BOOK TOTALS	Al Martin (REP)			GJ LaRouche (REP)			Melanie Davis (REP)			William H Bogle (REP)			Elisabeth Sierawski (DEM)			Eugene Schabath (DEM)			Joshua Mackinnon (DEM)			Rose Marie Fessler (DEM)			
	AV	Elec Day	TOTAL	AV	Elec Day	TOTAL	AV	Elec Day	TOTAL	AV	Elec Day	TOTAL	AV	Elec Day	TOTAL	AV	Elec Day	TOTAL	AV	Elec Day	TOTAL	AV	Elec Day	TOTAL	
STERLING HEIGHTS																									
10	356	20	19	39	11	9	20	17	15	32	3	6	9	56	53	109	15	3	18	3	4	7	23	7	30
11	394	13	11	24	15	10	25	33	17	50	7	8	15	53	54	107	6	5	11	7	3	10	25	28	53
12	305	1	14	15	8	13	21	16	19	35	3	3	6	49	50	99	7	4	11	6	1	7	8	10	18
13	159	3	5	8	3	4	7	10	6	16	4	2	6	28	31	59	3	1	4	0	2	2	5	4	9
20	458	28	25	53	7	12	19	20	28	48	5	10	15	45	56	101	9	1	10	6	14	20	33	28	61
21	220	16	7	23	14	7	21	12	7	19	2	1	3	29	30	59	6	3	9	12	5	17	16	4	20
29	202	4	5	9	1	11	12	3	12	15	0	4	4	28	28	56	4	0	4	0	4	4	4	7	11
30	281	10	9	19	1	13	14	17	37	54	4	4	8	18	38	56	0	3	3	3	3	6	8	7	15
31	301	3	9	12	8	12	20	7	20	27	1	5	6	37	61	98	3	4	7	4	5	9	15	18	33
32	409	9	12	21	4	37	41	27	29	56	6	10	16	38	55	93	3	11	14	2	9	11	9	28	37
33	282	8	8	16	14	29	43	12	14	26	3	8	11	29	37	66	9	9	18	3	10	13	2	16	18
34	347	8	10	18	7	8	15	21	16	37	5	2	7	49	66	115	5	4	9	0	5	5	11	8	19
40	498	19	12	31	13	28	41	38	29	67	8	7	15	45	62	107	9	4	13	15	13	28	31	21	52
	4,212	142	146	288	106	193	299	233	249	482	51	70	121	504	621	1,125	79	52	131	61	78	139	190	186	376
TOTALS																									
	4,212	142	146	288	106	193	299	233	249	482	51	70	121	504	621	1,125	79	52	131	61	78	139	190	186	376

■ Yellow in the TOTALS column means precinct hasn't reported
N/A indicates AV (Absentee) results are included in Elec Day results

These same results may also be obtained via:

- > Election Telephone Hotline: 586.469.5209
- > 24-Hour Fax (Within MI): 1.888.99.CLERK (request document number 6700)
- > 24-Hour Fax (Outside of MI): 1.310.575.5035 (request document number 6700)



Election Results

Charter Commissioner - District 8 One 2-year maximum term

Official results, updated August 18, 9:56 AM

[Race List](#) | [Race Summary](#) | [Race Details](#) | [Race Details \(Printer Friendly\)](#)

POLL BOOK TOTALS	Ron Jennings (REP)			Donna S. Cangemi (DEM)			James E. McCarthy (DEM)			Larry Sauger (DEM)			
	AV	Elec Day	TOTAL	AV	Elec Day	TOTAL	AV	Elec Day	TOTAL	AV	Elec Day	TOTAL	
STERLING HEIGHTS													
01	295	35	31	66	35	25	60	30	26	56	14	10	24
02	363	41	59	100	44	23	67	20	41	61	13	21	34
06	447	60	57	117	77	35	112	17	24	41	25	16	41
08	159	12	22	34	25	12	37	10	14	24	4	5	9
09	332	33	55	88	40	24	64	29	18	47	5	7	12
14	137	21	19	40	18	8	26	15	2	17	7	0	7
15	244	36	32	68	30	32	62	15	9	24	12	4	16
16	211	18	13	31	44	25	69	17	24	41	5	5	10
17	274	35	41	76	33	27	60	14	21	35	9	5	14
46	275	43	30	73	40	26	66	29	24	53	8	9	17
47	162	11	20	31	24	23	47	10	10	20	7	6	13
	2,899	345	379	724	410	260	670	206	213	419	109	88	197
TOTALS													
	2,899	345	379	724	410	260	670	206	213	419	109	88	197

■ Yellow in the TOTALS column means precinct hasn't reported
 N/A indicates AV (Absentee) results are included in Elec Day results

These same results may also be obtained via:

- > Election Telephone Hotline: 586.469.5209
- > 24-Hour Fax (Within MI): 1.888.99.CLERK (request document number 6700)
- > 24-Hour Fax (Outside of MI): 1.310.575.5035 (request document number 6700)



Election Results

Charter Commissioner - District 8 One 2-year maximum term

Official results, updated August 18, 9:56 AM

[Race List](#) | [Race Summary](#) | [Race Details](#) | [Race Details \(Printer Friendly\)](#)

POLL BOOK TOTALS	Ron Jennings (REP)			Donna S. Cangemi (DEM)			James E. McCarthy (DEM)			Larry Sauger (DEM)		
	AV	Elec Day	TOTAL	AV	Elec Day	TOTAL	AV	Elec Day	TOTAL	AV	Elec Day	TOTAL

STERLING HEIGHTS

01	295	35	31	66	35	25	60	30	26	56	14	10	24
02	363	41	59	100	44	23	67	20	41	61	13	21	34
06	447	60	57	117	77	35	112	17	24	41	25	16	41
08	159	12	22	34	25	12	37	10	14	24	4	5	9
09	332	33	55	88	40	24	64	29	18	47	5	7	12
14	137	21	19	40	18	8	26	15	2	17	7	0	7
15	244	36	32	68	30	32	62	15	9	24	12	4	16
16	211	18	13	31	44	25	69	17	24	41	5	5	10
17	274	35	41	76	33	27	60	14	21	35	9	5	14
46	275	43	30	73	40	26	66	29	24	53	8	9	17
47	162	11	20	31	24	23	47	10	10	20	7	6	13
	2,899	345	379	724	410	260	670	206	213	419	109	88	197

TOTALS

	2,899	345	379	724	410	260	670	206	213	419	109	88	197
--	-------	-----	-----	-----	-----	-----	-----	-----	-----	-----	-----	----	-----

■ Yellow in the TOTALS column means precinct hasn't reported
 N/A indicates AV (Absentee) results are included in Elec Day results

These same results may also be obtained via:

- > Election Telephone Hotline: 586.469.5209
- > 24-Hour Fax (Within MI): 1.888.99.CLERK (request document number 6700)
- > 24-Hour Fax (Outside of MI): 1.310.575.5035 (request document number 6700)



Election Results

Charter Commissioner - District 9 One 2-year maximum term

Official results, updated August 18, 9:56 AM

[Race List](#) | [Race Summary](#) | [Race Details](#) | [Race Details \(Printer Friendly\)](#)

POLL BOOK TOTALS	Ronald Babin (REP)			Michael G. Gielniak (DEM)			
	AV	Elec Day	TOTAL	AV	Elec Day	TOTAL	
STERLING HEIGHTS							
18	218	21	27	48	40	55	95
19	290	24	37	61	53	52	105
22	221	12	44	56	41	35	76
23	199	22	42	64	26	47	73
24	227	17	36	53	47	60	107
25	262	28	52	80	38	58	96
26	279	34	56	90	39	64	103
27	185	8	38	46	34	47	81
28	335	32	27	59	79	65	144
35	164	12	24	36	20	53	73
36	109	13	11	24	36	23	59
37	280	42	45	87	42	48	90
51	350	80	39	119	73	47	120
	3,119	345	478	823	568	654	1,222
TOTALS							
	3,119	345	478	823	568	654	1,222

■ Yellow in the TOTALS column means precinct hasn't reported
N/A indicates AV (Absentee) results are included in Elec Day results

These same results may also be obtained via:

- > Election Telephone Hotline: 586.469.5209
- > 24-Hour Fax (Within MI): 1.888.99.CLERK (request document number 6700)
- > 24-Hour Fax (Outside of MI): 1.310.575.5035 (request document number 6700)



Election Results

Charter Commissioner - District 9 One 2-year maximum term

Official results, updated August 18, 9:56 AM

[Race List](#) | [Race Summary](#) | [Race Details](#) | [Race Details \(Printer Friendly\)](#)

POLL BOOK TOTALS	Ronald Babin (REP)			Michael G. Gielniak (DEM)			
	AV	Elec Day	TOTAL	AV	Elec Day	TOTAL	
STERLING HEIGHTS							
18	218	21	27	48	40	55	95
19	290	24	37	61	53	52	105
22	221	12	44	56	41	35	76
23	199	22	42	64	26	47	73
24	227	17	36	53	47	60	107
25	262	28	52	80	38	58	96
26	279	34	56	90	39	64	103
27	185	8	38	46	34	47	81
28	335	32	27	59	79	65	144
35	164	12	24	36	20	53	73
36	109	13	11	24	36	23	59
37	280	42	45	87	42	48	90
51	350	80	39	119	73	47	120
	3,119	345	478	823	568	654	1,222
TOTALS							
	3,119	345	478	823	568	654	1,222

■ Yellow in the TOTALS column means precinct hasn't reported
N/A indicates AV (Absentee) results are included in Elec Day results

These same results may also be obtained via:

- > Election Telephone Hotline: 586.469.5209
- > 24-Hour Fax (Within MI): 1.888.99.CLERK (request document number 6700)
- > 24-Hour Fax (Outside of MI): 1.310.575.5035 (request document number 6700)



Election Results

Charter Commissioner - District 10 One 2-year maximum term

Official results, updated August 18, 9:56 AM

[Race List](#) | [Race Summary](#) | [Race Details](#) | [Race Details \(Printer Friendly\)](#)

POLL BOOK TOTALS	Donald P. DeNault, Jr. (REP)			James A. Foreman (REP)			John Fitzgerald Gorniak (REP)			Kenneth Adamczyk (REP)			Lynn E. Geist (REP)			Michael D. Smith (REP)			Richard D. Pavlich (REP)			Christopher Starnes (DEM)			
	AV	Elec Day	TOTAL	AV	Elec Day	TOTAL	AV	Elec Day	TOTAL	AV	Elec Day	TOTAL	AV	Elec Day	TOTAL	AV	Elec Day	TOTAL	AV	Elec Day	TOTAL	AV	Elec Day	TOTAL	
STERLING HEIGHTS																									
38	316	4	5	9	5	6	11	0	3	3	8	6	14	9	41	50	2	10	12	4	26	30	8	15	23
39	163	2	4	6	3	6	9	1	0	1	0	6	6	3	8	11	2	7	9	0	2	2	9	17	26
41	380	1	2	3	9	8	17	1	8	9	6	12	18	11	8	19	12	15	27	6	5	11	12	29	41
42	132	1	0	1	7	0	7	1	1	2	3	2	5	3	2	5	3	1	4	4	1	5	21	4	25
43	270	5	3	8	1	3	4	3	6	9	2	3	5	4	7	11	4	8	12	4	4	8	14	17	31
44	137	0	2	2	3	2	5	0	2	2	1	5	6	0	8	8	4	2	6	1	5	6	7	14	21
45	229	3	3	6	2	3	5	1	3	4	4	8	12	6	7	13	10	10	20	6	4	10	14	18	32
48	265	0	8	8	1	3	4	2	2	4	2	6	8	11	7	18	9	7	16	3	4	7	17	21	38
49	383	7	8	15	5	3	8	3	5	8	10	10	20	15	14	29	2	5	7	8	5	13	28	25	53
50	607	5	7	12	15	5	20	5	4	9	24	5	29	34	26	60	21	3	24	5	37	42	55	28	83
52	286	4	2	6	8	4	12	6	5	11	3	12	15	9	10	19	6	12	18	5	5	10	15	20	35
	3,168	32	44	76	59	43	102	23	39	62	63	75	138	105	138	243	75	80	155	46	98	144	200	208	408
UTICA																									
01	102	N/A	0	0	N/A	0	0	N/A	5	5	N/A	2	2	N/A	5	5	N/A	7	7	N/A	5	5	N/A	20	20
02	279	N/A	6	6	N/A	2	2	N/A	8	8	N/A	14	14	N/A	16	16	N/A	14	14	N/A	14	14	N/A	33	33
03	222	N/A	6	6	N/A	5	5	N/A	1	1	N/A	8	8	N/A	14	14	N/A	10	10	N/A	6	6	N/A	50	50
	603	N/A	12	12	N/A	7	7	N/A	14	14	N/A	24	24	N/A	35	35	N/A	31	31	N/A	25	25	N/A	103	103

■ Yellow in the TOTALS column means precinct hasn't reported
N/A indicates AV (Absentee) results are included in Elec Day results

These same results may also be obtained via:

- > Election Telephone Hotline: 586.469.5209
- > 24-Hour Fax (Within MI): 1.888.99.CLERK (request document number 6700)
- > 24-Hour Fax (Outside of MI): 1.310.575.5035 (request document number 6700)



Election Results

Charter Commissioner - District 10 One 2-year maximum term

Official results, updated August 18, 9:56 AM

[Race List](#) | [Race Summary](#) | [Race Details](#) | [Race Details \(Printer Friendly\)](#)

POLL BOOK TOTALS	Donald P. DeNault, Jr. (REP)			James A. Foreman (REP)			John Fitzgerald Gorniak (REP)			Kenneth Adamczyk (REP)			Lynn E. Geist (REP)			Michael D. Smith (REP)			Richard D. Pavlich (REP)			Christopher Starnes (DEM)			Rick Flynn (DEM)		
	AV	Elec Day	TOTAL	AV	Elec Day	TOTAL	AV	Elec Day	TOTAL	AV	Elec Day	TOTAL	AV	Elec Day	TOTAL	AV	Elec Day	TOTAL	AV	Elec Day	TOTAL	AV	Elec Day	TOTAL	AV	Elec Day	TOTAL

STERLING HEIGHTS

38	316	4	5	9	5	6	11	0	3	3	8	6	14	9	41	50	2	10	12	4	26	30	8	15	23	40	32	72
39	163	2	4	6	3	6	9	1	0	1	0	6	6	3	8	11	2	7	9	0	2	2	9	17	26	22	26	48
41	380	1	2	3	9	8	17	1	8	9	6	12	18	11	8	19	12	15	27	6	5	11	12	29	41	33	44	77
42	132	1	0	1	7	0	7	1	1	2	3	2	5	3	2	5	3	1	4	4	1	5	21	4	25	30	8	38
43	270	5	3	8	1	3	4	3	6	9	2	3	5	4	7	11	4	8	12	4	4	8	14	17	31	39	42	81
44	137	0	2	2	3	2	5	0	2	2	1	5	6	0	8	8	4	2	6	1	5	6	7	14	21	17	13	30
45	229	3	3	6	2	3	5	1	3	4	4	8	12	6	7	13	10	10	20	6	4	10	14	18	32	34	25	59
48	265	0	8	8	1	3	4	2	2	4	2	6	8	11	7	18	9	7	16	3	4	7	17	21	38	39	28	67
49	383	7	8	15	5	3	8	3	5	8	10	10	20	15	14	29	2	5	7	8	5	13	28	25	53	44	31	75
50	607	5	7	12	15	5	20	5	4	9	24	5	29	34	26	60	21	3	24	5	37	42	55	28	83	77	46	123
52	286	4	2	6	8	4	12	6	5	11	3	12	15	9	10	19	6	12	18	5	5	10	15	20	35	39	30	69
	3,168	32	44	76	59	43	102	23	39	62	63	75	138	105	138	243	75	80	155	46	98	144	200	208	408	414	325	739

UTICA

01	102	N/A	0	0	N/A	0	0	N/A	5	5	N/A	2	2	N/A	5	5	N/A	7	7	N/A	5	5	N/A	20	20	N/A	19	19
02	279	N/A	6	6	N/A	2	2	N/A	8	8	N/A	14	14	N/A	16	16	N/A	14	14	N/A	14	14	N/A	33	33	N/A	69	69
03	222	N/A	6	6	N/A	5	5	N/A	1	1	N/A	8	8	N/A	14	14	N/A	10	10	N/A	6	6	N/A	50	50	N/A	37	37
	603	N/A	12	12	N/A	7	7	N/A	14	14	N/A	24	24	N/A	35	35	N/A	31	31	N/A	25	25	N/A	103	103	N/A	125	125

TOTALS

	3,771	32	56	88	59	50	109	23	53	76	63	99	162	105	173	278	75	111	186	46	123	169	200	311	511	414	450	864
--	-------	----	----	----	----	----	-----	----	----	----	----	----	-----	-----	-----	-----	----	-----	-----	----	-----	-----	-----	-----	-----	-----	-----	-----

■ Yellow in the TOTALS column means precinct hasn't reported
N/A indicates AV (Absentee) results are included in Elec Day results

These same results may also be obtained via:

- > Election Telephone Hotline: 586.469.5209
- > 24-Hour Fax (Within MI): 1.888.99.CLERK (request document number 6700)
- > 24-Hour Fax (Outside of MI): 1.310.575.5035 (request document number 6700)



Election Results

Charter Commissioner - District 11 One 2-year maximum term

Official results, updated August 18, 9:56 AM

[Race List](#) | [Race Summary](#) | [Race Details](#) | [Race Details \(Printer Friendly\)](#)

POLL BOOK TOTALS	Antonio Cavaliere (REP)			Edward Siedzik (REP)			Jared Lee Maynard (REP)			John B. Baas (REP)			Mat Briski (REP)			Carl W. Territo (DEM)			Dominic J. La Rosa (DEM)			
	AV	Elec Day	TOTAL	AV	Elec Day	TOTAL	AV	Elec Day	TOTAL	AV	Elec Day	TOTAL	AV	Elec Day	TOTAL	AV	Elec Day	TOTAL	AV	Elec Day	TOTAL	
SHELBY TOWNSHIP																						
02	526	23	23	46	22	48	70	14	24	38	9	19	28	10	14	24	21	32	53	28	20	48
03	266	3	9	12	10	27	37	9	13	22	5	11	16	5	13	18	17	23	40	7	14	21
04	451	11	29	40	15	42	57	16	18	34	7	32	39	3	18	21	22	19	41	14	20	34
06	202	2	11	13	1	12	13	5	11	16	2	8	10	0	6	6	8	18	26	11	20	31
09	193	4	6	10	3	19	22	5	7	12	2	9	11	0	7	7	10	14	24	12	13	25
10	338	7	17	24	9	25	34	8	18	26	12	10	22	8	8	16	13	18	31	11	20	31
11	364	3	15	18	14	26	40	10	15	25	4	20	24	3	16	19	20	33	53	10	26	36
20	244	13	22	35	6	14	20	9	5	14	1	5	6	2	12	14	15	10	25	19	10	29
21	122	2	3	5	0	5	5	5	10	15	2	1	3	1	4	5	3	17	20	3	12	15
25	527	22	33	55	17	43	60	8	23	31	22	25	47	9	15	24	20	17	37	17	22	39
27	457	15	23	38	14	22	36	8	14	22	15	21	36	8	7	15	11	18	29	48	31	79
28	829	38	24	62	40	26	66	21	20	41	22	35	57	37	16	53	52	30	82	59	40	99
29	210	3	23	26	1	12	13	2	8	10	2	7	9	0	9	9	1	12	13	12	21	33
	4,729	146	238	384	152	321	473	120	186	306	105	203	308	86	145	231	213	261	474	251	269	520
TOTALS																						
	4,729	146	238	384	152	321	473	120	186	306	105	203	308	86	145	231	213	261	474	251	269	520

■ Yellow in the TOTALS column means precinct hasn't reported
N/A indicates AV (Absentee) results are included in Elec Day results

These same results may also be obtained via:

- > Election Telephone Hotline: 586.469.5209
- > 24-Hour Fax (Within MI): 1.888.99.CLERK (request document number 6700)
- > 24-Hour Fax (Outside of MI): 1.310.575.5035 (request document number 6700)



Election Results

Charter Commissioner - District 11 One 2-year maximum term

Official results, updated August 18, 9:56 AM

[Race List](#) | [Race Summary](#) | [Race Details](#) | [Race Details \(Printer Friendly\)](#)

POLL BOOK TOTALS	Antonio Cavaliere (REP)			Edward Siedzik (REP)			Jared Lee Maynard (REP)			John B. Baas (REP)			Mat Briski (REP)			Carl W. Territo (DEM)			Dominic J. La Rosa (DEM)			
	AV	Elec Day	TOTAL	AV	Elec Day	TOTAL	AV	Elec Day	TOTAL	AV	Elec Day	TOTAL	AV	Elec Day	TOTAL	AV	Elec Day	TOTAL	AV	Elec Day	TOTAL	
SHELBY TOWNSHIP																						
02	526	23	23	46	22	48	70	14	24	38	9	19	28	10	14	24	21	32	53	28	20	48
03	266	3	9	12	10	27	37	9	13	22	5	11	16	5	13	18	17	23	40	7	14	21
04	451	11	29	40	15	42	57	16	18	34	7	32	39	3	18	21	22	19	41	14	20	34
06	202	2	11	13	1	12	13	5	11	16	2	8	10	0	6	6	8	18	26	11	20	31
09	193	4	6	10	3	19	22	5	7	12	2	9	11	0	7	7	10	14	24	12	13	25
10	338	7	17	24	9	25	34	8	18	26	12	10	22	8	8	16	13	18	31	11	20	31
11	364	3	15	18	14	26	40	10	15	25	4	20	24	3	16	19	20	33	53	10	26	36
20	244	13	22	35	6	14	20	9	5	14	1	5	6	2	12	14	15	10	25	19	10	29
21	122	2	3	5	0	5	5	5	10	15	2	1	3	1	4	5	3	17	20	3	12	15
25	527	22	33	55	17	43	60	8	23	31	22	25	47	9	15	24	20	17	37	17	22	39
27	457	15	23	38	14	22	36	8	14	22	15	21	36	8	7	15	11	18	29	48	31	79
28	829	38	24	62	40	26	66	21	20	41	22	35	57	37	16	53	52	30	82	59	40	99
29	210	3	23	26	1	12	13	2	8	10	2	7	9	0	9	9	1	12	13	12	21	33
	4,729	146	238	384	152	321	473	120	186	306	105	203	308	86	145	231	213	261	474	251	269	520
TOTALS																						
	4,729	146	238	384	152	321	473	120	186	306	105	203	308	86	145	231	213	261	474	251	269	520

■ Yellow in the TOTALS column means precinct hasn't reported
N/A indicates AV (Absentee) results are included in Elec Day results

These same results may also be obtained via:

- > Election Telephone Hotline: 586.469.5209
- > 24-Hour Fax (Within MI): 1.888.99.CLERK (request document number 6700)
- > 24-Hour Fax (Outside of MI): 1.310.575.5035 (request document number 6700)



Election Results

Charter Commissioner - District 12 One 2-year maximum term

Official results, updated August 18, 9:56 AM

[Race List](#) | [Race Summary](#) | [Race Details](#) | [Race Details \(Printer Friendly\)](#)

POLL BOOK TOTALS	Ann T. Paprocki (REP)			James Conlen (REP)			Michael K. Osaer (REP)			Sylwia Grot (REP)			Vincent Viviano (REP)			Vito Pianello (REP)			Kenneth M. Reid (DEM)			
	AV	Elec Day	TOTAL	AV	Elec Day	TOTAL	AV	Elec Day	TOTAL	AV	Elec Day	TOTAL	AV	Elec Day	TOTAL	AV	Elec Day	TOTAL	AV	Elec Day	TOTAL	
SHELBY TOWNSHIP																						
01	648	13	41	54	21	27	48	8	29	37	4	4	8	48	139	187	6	19	25	31	47	78
05	562	8	19	27	27	22	49	8	18	26	3	3	6	59	88	147	5	4	9	53	51	104
07	730	15	18	33	37	16	53	24	54	78	8	7	15	71	139	210	4	6	10	37	57	94
08	365	4	12	16	19	8	27	12	23	35	1	2	3	30	86	116	2	3	5	19	36	55
12	532	16	24	40	19	24	43	9	26	35	0	4	4	40	96	136	3	7	10	20	38	58
13	346	6	8	14	8	14	22	7	9	16	3	6	9	47	77	124	3	3	6	12	37	49
14	518	10	17	27	19	27	46	5	30	35	0	12	12	37	120	157	1	13	14	20	41	61
15	335	2	12	14	8	13	21	1	15	16	6	8	14	27	71	98	0	6	6	16	25	41
16	691	22	18	40	25	26	51	12	28	40	8	5	13	76	140	216	1	11	12	29	48	77
17	575	10	24	34	23	19	42	10	31	41	3	4	7	41	130	171	2	8	10	24	36	60
18	340	7	5	12	25	17	42	5	10	15	1	1	2	28	81	109	3	5	8	29	23	52
19	393	7	13	20	19	19	38	6	15	21	2	2	4	40	87	127	2	7	9	16	32	48
22	748	11	18	29	23	27	50	18	20	38	2	8	10	116	171	287	8	7	15	28	52	80
23	658	17	11	28	16	19	35	10	33	43	9	31	40	78	140	218	2	20	22	19	25	44
26	576	12	9	21	36	9	45	21	12	33	7	5	12	83	37	120	1	2	3	125	39	164
	8,017	160	249	409	325	287	612	156	353	509	57	102	159	821	1,602	2,423	43	121	164	478	587	1,065
TOTALS																						
	8,017	160	249	409	325	287	612	156	353	509	57	102	159	821	1,602	2,423	43	121	164	478	587	1,065

■ Yellow in the TOTALS column means precinct hasn't reported
N/A indicates AV (Absentee) results are included in Elec Day results

These same results may also be obtained via:

- > Election Telephone Hotline: 586.469.5209
- > 24-Hour Fax (Within MI): 1.888.99.CLERK (request document number 6700)
- > 24-Hour Fax (Outside of MI): 1.310.575.5035 (request document number 6700)



Election Results

Charter Commissioner - District 12 One 2-year maximum term

Official results, updated August 18, 9:56 AM

[Race List](#) | [Race Summary](#) | [Race Details](#) | [Race Details \(Printer Friendly\)](#)

POLL BOOK TOTALS	Ann T. Paprocki (REP)			James Conlen (REP)			Michael K. Osaer (REP)			Sylvia Grot (REP)			Vincent Viviano (REP)			Vito Pianello (REP)			Kenneth M. Reid (DEM)			
	AV	Elec Day	TOTAL	AV	Elec Day	TOTAL	AV	Elec Day	TOTAL	AV	Elec Day	TOTAL	AV	Elec Day	TOTAL	AV	Elec Day	TOTAL	AV	Elec Day	TOTAL	
SHELBY TOWNSHIP																						
01	648	13	41	54	21	27	48	8	29	37	4	4	8	48	139	187	6	19	25	31	47	78
05	562	8	19	27	27	22	49	8	18	26	3	3	6	59	88	147	5	4	9	53	51	104
07	730	15	18	33	37	16	53	24	54	78	8	7	15	71	139	210	4	6	10	37	57	94
08	365	4	12	16	19	8	27	12	23	35	1	2	3	30	86	116	2	3	5	19	36	55
12	532	16	24	40	19	24	43	9	26	35	0	4	4	40	96	136	3	7	10	20	38	58
13	346	6	8	14	8	14	22	7	9	16	3	6	9	47	77	124	3	3	6	12	37	49
14	518	10	17	27	19	27	46	5	30	35	0	12	12	37	120	157	1	13	14	20	41	61
15	335	2	12	14	8	13	21	1	15	16	6	8	14	27	71	98	0	6	6	16	25	41
16	691	22	18	40	25	26	51	12	28	40	8	5	13	76	140	216	1	11	12	29	48	77
17	575	10	24	34	23	19	42	10	31	41	3	4	7	41	130	171	2	8	10	24	36	60
18	340	7	5	12	25	17	42	5	10	15	1	1	2	28	81	109	3	5	8	29	23	52
19	393	7	13	20	19	19	38	6	15	21	2	2	4	40	87	127	2	7	9	16	32	48
22	748	11	18	29	23	27	50	18	20	38	2	8	10	116	171	287	8	7	15	28	52	80
23	658	17	11	28	16	19	35	10	33	43	9	31	40	78	140	218	2	20	22	19	25	44
26	576	12	9	21	36	9	45	21	12	33	7	5	12	83	37	120	1	2	3	125	39	164
	8,017	160	249	409	325	287	612	156	353	509	57	102	159	821	1,602	2,423	43	121	164	478	587	1,065
TOTALS																						
	8,017	160	249	409	325	287	612	156	353	509	57	102	159	821	1,602	2,423	43	121	164	478	587	1,065

■ Yellow in the TOTALS column means precinct hasn't reported
N/A indicates AV (Absentee) results are included in Elec Day results

These same results may also be obtained via:

- > Election Telephone Hotline: 586.469.5209
- > 24-Hour Fax (Within MI): 1.888.99.CLERK (request document number 6700)
- > 24-Hour Fax (Outside of MI): 1.310.575.5035 (request document number 6700)



Election Results

Charter Commissioner - District 13 One 2-year maximum term

Official results, updated August 18, 9:56 AM

[Race List](#) | [Race Summary](#) | [Race Details](#) | [Race Details \(Printer Friendly\)](#)

POLL BOOK TOTALS	Angelo S. Lanni (REP)			Don Henry (REP)			Gary S. Anthony (REP)			John Kapousis (REP)			Mark Beadle (REP)			Sebastian Previti (REP)			Suzanne Hayes (REP)			Mich LaB (D)	
	AV	Elec Day	TOTAL	AV	Elec Day	TOTAL	AV	Elec Day	TOTAL	AV	Elec Day	TOTAL	AV	Elec Day	TOTAL	AV	Elec Day	TOTAL	AV	Elec Day	TOTAL	AV	Elec Day
BRUCE TOWNSHIP																							
01	526	13	9	22	3	16	19	43	57	100	0	4	4	18	24	42	6	22	28	12	29	41	24
02	923	9	37	46	8	19	27	99	116	215	9	7	16	26	47	73	9	23	32	25	75	100	18
03	507	14	13	27	5	18	23	49	28	77	1	4	5	7	32	39	7	22	29	22	38	60	25
04	565	7	11	18	4	17	21	27	47	74	6	10	16	14	15	29	12	33	45	19	49	68	10
	2,521	43	70	113	20	70	90	218	248	466	16	25	41	65	118	183	34	100	134	78	191	269	77
SHELBY TOWNSHIP																							
24	819	37	42	79	15	15	30	21	37	58	5	22	27	15	26	41	10	52	62	36	82	118	34
	819	37	42	79	15	15	30	21	37	58	5	22	27	15	26	41	10	52	62	36	82	118	34
WASHINGTON TOWNSHIP																							
01	434	12	15	27	2	10	12	29	31	60	2	9	11	7	14	21	1	26	27	12	32	44	21
02	800	52	37	89	11	17	28	34	20	54	9	6	15	19	34	53	9	47	56	59	43	102	74
03	788	23	28	51	4	16	20	59	57	116	2	8	10	9	52	61	30	64	94	30	38	68	19
04	416	3	14	17	3	12	15	17	26	43	1	4	5	3	16	19	3	19	22	25	30	55	44
05	769	16	37	53	10	39	49	60	68	128	6	7	13	22	40	62	8	30	38	11	61	72	24
06	766	42	61	103	10	21	31	25	35	60	4	10	14	11	34	45	12	36	48	55	63	118	32
07	648	19	31	50	16	23	39	32	44	76	2	10	12	6	19	25	10	27	37	26	48	74	29
08	575	30	34	64	11	15	26	25	24	49	2	12	14	12	23	35	9	19	28	28	41	69	38

■ Yellow in the TOTALS column means precinct hasn't reported
N/A indicates AV (Absentee) results are included in Elec Day results

These same results may also be obtained via:

- > Election Telephone Hotline: 586.469.5209
- > 24-Hour Fax (Within MI): 1.888.99.CLERK (request document number 6700)
- > 24-Hour Fax (Outside of MI): 1.310.575.5035 (request document number 6700)



Election Results

Charter Commissioner - District 13

One 2-year maximum term

Official results, updated August 18, 9:56 AM

[Race List](#) | [Race Summary](#) | [Race Details](#) | [Race Details \(Printer Friendly\)](#)

POLL BOOK TOTALS	Angelo S. Lanni (REP)			Don Henry (REP)			Gary S. Anthony (REP)			John Kapousis (REP)			Mark Beadle (REP)			Sebastian Previti (REP)			Suzanne Hayes (REP)			Michael E. LaBuhn (DEM)			
	AV	Elec Day	TOTAL	AV	Elec Day	TOTAL	AV	Elec Day	TOTAL	AV	Elec Day	TOTAL	AV	Elec Day	TOTAL	AV	Elec Day	TOTAL	AV	Elec Day	TOTAL	AV	Elec Day	TOTAL	
BRUCE TOWNSHIP																									
01	526	13	9	22	3	16	19	43	57	100	0	4	4	18	24	42	6	22	28	12	29	41	24	36	60
02	923	9	37	46	8	19	27	99	116	215	9	7	16	26	47	73	9	23	32	25	75	100	18	45	63
03	507	14	13	27	5	18	23	49	28	77	1	4	5	7	32	39	7	22	29	22	38	60	25	34	59
04	565	7	11	18	4	17	21	27	47	74	6	10	16	14	15	29	12	33	45	19	49	68	10	37	47
	2,521	43	70	113	20	70	90	218	248	466	16	25	41	65	118	183	34	100	134	78	191	269	77	152	229
SHELBY TOWNSHIP																									
24	819	37	42	79	15	15	30	21	37	58	5	22	27	15	26	41	10	52	62	36	82	118	34	47	81
	819	37	42	79	15	15	30	21	37	58	5	22	27	15	26	41	10	52	62	36	82	118	34	47	81
WASHINGTON TOWNSHIP																									
01	434	12	15	27	2	10	12	29	31	60	2	9	11	7	14	21	1	26	27	12	32	44	21	23	44
02	800	52	37	89	11	17	28	34	20	54	9	6	15	19	34	53	9	47	56	59	43	102	74	71	145
03	788	23	28	51	4	16	20	59	57	116	2	8	10	9	52	61	30	64	94	30	38	68	19	40	59
04	416	3	14	17	3	12	15	17	26	43	1	4	5	3	16	19	3	19	22	25	30	55	44	57	101
05	769	16	37	53	10	39	49	60	68	128	6	7	13	22	40	62	8	30	38	11	61	72	24	28	52
06	766	42	61	103	10	21	31	25	35	60	4	10	14	11	34	45	12	36	48	55	63	118	32	29	61
07	648	19	31	50	16	23	39	32	44	76	2	10	12	6	19	25	10	27	37	26	48	74	29	38	67
08	575	30	34	64	11	15	26	25	24	49	2	12	14	12	23	35	9	19	28	28	41	69	38	36	74
09	608	16	36	52	3	25	28	15	44	59	3	8	11	10	33	43	3	48	51	17	40	57	37	48	85
	5,804	213	293	506	70	178	248	296	349	645	31	74	105	99	265	364	85	316	401	263	396	659	318	370	688
TOTALS																									
	9,144	293	405	698	105	263	368	535	634	1,169	52	121	173	179	409	588	129	468	597	377	669	1,046	429	569	998

■ Yellow in the TOTALS column means precinct hasn't reported
 N/A indicates AV (Absentee) results are included in Elec Day results

These same results may also be obtained via:

- > Election Telephone Hotline: 586.469.5209
- > 24-Hour Fax (Within MI): 1.888.99.CLERK (request document number 6700)
- > 24-Hour Fax (Outside of MI): 1.310.575.5035 (request document number 6700)



Election Results

Charter Commissioner - District 14 One 2-year maximum term

Official results, updated August 18, 9:56 AM

[Race List](#) | [Race Summary](#) | [Race Details](#) | [Race Details \(Printer Friendly\)](#)

POLL BOOK TOTALS	John F. Michalke (REP)			Rachel Strozeski (REP)			Daniel A. Nixon (DEM)			David D. Duffy (DEM)			James Haggerty (DEM)			Sue Underwood (DEM)		
	AV	Elec Day	TOTAL	AV	Elec Day	TOTAL	AV	Elec Day	TOTAL	AV	Elec Day	TOTAL	AV	Elec Day	TOTAL	AV	Elec Day	TOTAL

CHESTERFIELD CHARTER TOWNSHIP

04	126	N/A	7	7	N/A	21	21	N/A	10	10	N/A	0	0	N/A	15	15	N/A	17	17
12	220	N/A	33	33	N/A	31	31	N/A	3	3	N/A	13	13	N/A	35	35	N/A	34	34
13	352	N/A	45	45	N/A	53	53	N/A	12	12	N/A	21	21	N/A	57	57	N/A	39	39
14	167	N/A	21	21	N/A	21	21	N/A	12	12	N/A	10	10	N/A	20	20	N/A	16	16
18	227	N/A	33	33	N/A	44	44	N/A	7	7	N/A	12	12	N/A	34	34	N/A	35	35
19	202	N/A	44	44	N/A	20	20	N/A	8	8	N/A	11	11	N/A	26	26	N/A	31	31
20	234	N/A	36	36	N/A	33	33	N/A	7	7	N/A	8	8	N/A	47	47	N/A	23	23
	1,528	N/A	219	219	N/A	223	223	N/A	59	59	N/A	75	75	N/A	234	234	N/A	195	195

LENOX TOWNSHIP

01	406	N/A	36	36	N/A	33	33	N/A	22	22	N/A	18	18	N/A	80	80	N/A	63	63
02	472	N/A	48	48	N/A	33	33	N/A	35	35	N/A	38	38	N/A	93	93	N/A	84	84
03	536	N/A	40	40	N/A	40	40	N/A	39	39	N/A	34	34	N/A	158	158	N/A	75	75
04	193	N/A	15	15	N/A	21	21	N/A	15	15	N/A	8	8	N/A	62	62	N/A	28	28
	1,607	N/A	139	139	N/A	127	127	N/A	111	111	N/A	98	98	N/A	393	393	N/A	250	250

NEW BALTIMORE

01	257	11	16	27	5	28	33	4	10	14	17	23	40	16	19	35	15	29	44
02	256	20	17	37	11	22	33	2	10	12	9	18	27	16	17	33	17	11	28
03	401	16	37	53	17	38	55	8	8	16	22	42	64	22	40	62	20	10	30

■ Yellow in the TOTALS column means precinct hasn't reported
 N/A indicates AV (Absentee) results are included in Elec Day results

These same results may also be obtained via:

- > Election Telephone Hotline: 586.469.5209
- > 24-Hour Fax (Within MI): 1.888.99.CLERK (request document number 6700)
- > 24-Hour Fax (Outside of MI): 1.310.575.5035 (request document number 6700)



Election Results

Charter Commissioner - District 14 One 2-year maximum term

Official results, updated August 18, 9:56 AM

[Race List](#) | [Race Summary](#) | [Race Details](#) | [Race Details \(Printer Friendly\)](#)

POLL BOOK TOTALS	John F. Michalke (REP)			Rachel Strozeski (REP)			Daniel A. Nixon (DEM)			David D. Duffy (DEM)			James Haggerty (DEM)			Sue Underwood (DEM)			
	AV	Elec Day	TOTAL	AV	Elec Day	TOTAL	AV	Elec Day	TOTAL	AV	Elec Day	TOTAL	AV	Elec Day	TOTAL	AV	Elec Day	TOTAL	
CHESTERFIELD CHARTER TOWNSHIP																			
04	126	N/A	7	7	N/A	21	21	N/A	10	10	N/A	0	0	N/A	15	15	N/A	17	17
12	220	N/A	33	33	N/A	31	31	N/A	3	3	N/A	13	13	N/A	35	35	N/A	34	34
13	352	N/A	45	45	N/A	53	53	N/A	12	12	N/A	21	21	N/A	57	57	N/A	39	39
14	167	N/A	21	21	N/A	21	21	N/A	12	12	N/A	10	10	N/A	20	20	N/A	16	16
18	227	N/A	33	33	N/A	44	44	N/A	7	7	N/A	12	12	N/A	34	34	N/A	35	35
19	202	N/A	44	44	N/A	20	20	N/A	8	8	N/A	11	11	N/A	26	26	N/A	31	31
20	234	N/A	36	36	N/A	33	33	N/A	7	7	N/A	8	8	N/A	47	47	N/A	23	23
	1,528	N/A	219	219	N/A	223	223	N/A	59	59	N/A	75	75	N/A	234	234	N/A	195	195
LENOX TOWNSHIP																			
01	406	N/A	36	36	N/A	33	33	N/A	22	22	N/A	18	18	N/A	80	80	N/A	63	63
02	472	N/A	48	48	N/A	33	33	N/A	35	35	N/A	38	38	N/A	93	93	N/A	84	84
03	536	N/A	40	40	N/A	40	40	N/A	39	39	N/A	34	34	N/A	158	158	N/A	75	75
04	193	N/A	15	15	N/A	21	21	N/A	15	15	N/A	8	8	N/A	62	62	N/A	28	28
	1,607	N/A	139	139	N/A	127	127	N/A	111	111	N/A	98	98	N/A	393	393	N/A	250	250
NEW BALTIMORE																			
01	257	11	16	27	5	28	33	4	10	14	17	23	40	16	19	35	15	29	44
02	256	20	17	37	11	22	33	2	10	12	9	18	27	16	17	33	17	11	28
03	401	16	37	53	17	38	55	8	8	16	22	42	64	22	40	62	20	10	30
04	314	24	25	49	19	22	41	6	4	10	26	13	39	20	16	36	33	18	51
05	333	9	41	50	14	36	50	5	13	18	15	15	30	23	31	54	17	20	37
	1,561	80	136	216	66	146	212	25	45	70	89	111	200	97	123	220	102	88	190
RICHMOND CITY																			
01	511	N/A	63	63	N/A	79	79	N/A	23	23	N/A	16	16	N/A	136	136	N/A	40	40
02	331	N/A	55	55	N/A	36	36	N/A	18	18	N/A	5	5	N/A	73	73	N/A	37	37
	842	N/A	118	118	N/A	115	115	N/A	41	41	N/A	21	21	N/A	209	209	N/A	77	77
TOTALS																			
	5,538	80	612	692	66	611	677	25	256	281	89	305	394	97	959	1,056	102	610	712

Yellow in the TOTALS column means precinct hasn't reported
N/A indicates AV (Absentee) results are included in Elec Day results

These same results may also be obtained via:

- > Election Telephone Hotline: 586.469.5209
- > 24-Hour Fax (Within MI): 1.888.99.CLERK (request document number 6700)
- > 24-Hour Fax (Outside of MI): 1.310.575.5035 (request document number 6700)



Election Results

Charter Commissioner - District 15 One 2-year maximum term

Official results, updated August 18, 9:56 AM

[Race List](#) | [Race Summary](#) | [Race Details](#) | [Race Details \(Printer Friendly\)](#)

POLL BOOK TOTALS	Eugene J. Tyza (REP)			George Constance (REP)			Gina Marie Buccì (REP)			Grace Shore (REP)			Harry Awdey (REP)			Keith Gerard Sadlocha (REP)			Matthew M. Murphy (REP)			Richard J. Onaga (DEM)			
	AV	Elec Day	TOTAL	AV	Elec Day	TOTAL	AV	Elec Day	TOTAL	AV	Elec Day	TOTAL	AV	Elec Day	TOTAL	AV	Elec Day	TOTAL	AV	Elec Day	TOTAL	AV	Elec Day	TOTAL	
ARMADA TOWNSHIP																									
01	790	0	4	4	25	76	101	15	31	46	14	16	30	53	152	205	1	9	10	8	31	39	22	20	4
02	449	1	1	2	13	69	82	5	20	25	10	11	21	18	74	92	1	2	3	3	16	19	2	5	4
	1,239	1	5	6	38	145	183	20	51	71	24	27	51	71	226	297	2	11	13	11	47	58	24	25	4
MACOMB TOWNSHIP																									
01	184	0	0	0	3	5	8	6	10	16	6	6	12	1	13	14	0	2	2	1	9	10	19	14	3
02	330	5	7	12	0	8	8	16	14	30	24	9	33	2	4	6	0	5	5	6	12	18	17	28	4
09	134	0	1	1	6	3	9	9	11	20	5	7	12	0	0	0	0	1	1	4	5	9	2	8	1
15	319	0	4	4	8	6	14	20	20	40	39	16	55	4	3	7	1	0	1	6	3	9	22	10	3
16	211	0	1	1	3	5	8	3	20	23	8	7	15	1	10	11	0	2	2	1	8	9	7	27	3
21	324	0	0	0	1	9	10	28	30	58	15	11	26	3	3	6	6	0	6	4	5	9	30	20	5
22	343	4	3	7	8	6	14	17	21	38	14	12	26	4	10	14	1	2	3	4	8	12	29	29	5
23	366	2	3	5	4	4	8	18	21	39	35	6	41	11	9	20	1	0	1	8	8	16	25	16	4
24	288	7	5	12	3	9	12	16	21	37	9	5	14	1	8	9	3	0	3	11	9	20	25	24	4
25	117	1	0	1	1	6	7	11	10	21	1	3	4	2	1	3	0	1	1	1	3	4	5	11	1
26	120	0	2	2	1	3	4	8	8	16	4	2	6	0	1	1	0	1	1	2	5	7	8	9	1
27	122	0	0	0	1	4	5	1	13	14	0	5	5	4	5	9	0	0	0	0	10	10	3	5	4
31	142	3	0	3	1	1	2	11	9	20	2	3	5	4	2	6	1	0	1	4	5	9	16	8	2

■ Yellow in the TOTALS column means precinct hasn't reported
N/A indicates AV (Absentee) results are included in Elec Day results

These same results may also be obtained via:

- > Election Telephone Hotline: 586.469.5209
- > 24-Hour Fax (Within MI): 1.888.99.CLERK (request document number 6700)
- > 24-Hour Fax (Outside of MI): 1.310.575.5035 (request document number 6700)



Election Results

Charter Commissioner - District 15 One 2-year maximum term

Official results, updated August 18, 9:56 AM

[Race List](#) | [Race Summary](#) | [Race Details](#) | [Race Details \(Printer Friendly\)](#)

POLL BOOK TOTALS	Eugene J. Tyza (REP)			George Constance (REP)			Gina Marie Bucci (REP)			Grace Shore (REP)			Harry Awdey (REP)			Keith Gerard Sadlocha (REP)			Matthew M. Murphy (REP)			Richard J. Onaga (DEM)			Terry E. Davis (DEM)			
	AV	Elec Day	TOTAL	AV	Elec Day	TOTAL	AV	Elec Day	TOTAL	AV	Elec Day	TOTAL	AV	Elec Day	TOTAL	AV	Elec Day	TOTAL	AV	Elec Day	TOTAL	AV	Elec Day	TOTAL	AV	Elec Day	TOTAL	
ARMADA TOWNSHIP																												
01	790	0	4	4	25	76	101	15	31	46	14	16	30	53	152	205	1	9	10	8	31	39	22	20	42	19	35	54
02	449	1	1	2	13	69	82	5	20	25	10	11	21	18	74	92	1	2	3	3	16	19	2	5	7	12	29	41
	1,239	1	5	6	38	145	183	20	51	71	24	27	51	71	226	297	2	11	13	11	47	58	24	25	49	31	64	95
MACOMB TOWNSHIP																												
01	184	0	0	0	3	5	8	6	10	16	6	6	12	1	13	14	0	2	2	1	9	10	19	14	33	16	19	35
02	330	5	7	12	0	8	8	16	14	30	24	9	33	2	4	6	0	5	5	6	12	18	17	28	45	22	45	67
09	134	0	1	1	6	3	9	9	11	20	5	7	12	0	0	0	0	1	1	4	5	9	2	8	10	8	11	19
15	319	0	4	4	8	6	14	20	20	40	39	16	55	4	3	7	1	0	1	6	3	9	22	10	32	27	35	62
16	211	0	1	1	3	5	8	3	20	23	8	7	15	1	10	11	0	2	2	1	8	9	7	27	34	14	20	34
21	324	0	0	0	1	9	10	28	30	58	15	11	26	3	3	6	6	0	6	4	5	9	30	20	50	49	23	72
22	343	4	3	7	8	6	14	17	21	38	14	12	26	4	10	14	1	2	3	4	8	12	29	29	58	29	29	58
23	366	2	3	5	4	4	8	18	21	39	35	6	41	11	9	20	1	0	1	8	8	16	25	16	41	37	32	69
24	288	7	5	12	3	9	12	16	21	37	9	5	14	1	8	9	3	0	3	11	9	20	25	24	49	26	29	55
25	117	1	0	1	1	6	7	11	10	21	1	3	4	2	1	3	0	1	1	1	3	4	5	11	16	1	22	23
26	120	0	2	2	1	3	4	8	8	16	4	2	6	0	1	1	0	1	1	2	5	7	8	9	17	11	14	25
27	122	0	0	0	1	4	5	1	13	14	0	5	5	4	5	9	0	0	0	0	10	10	3	5	8	11	11	22
31	142	3	0	3	1	1	2	11	9	20	2	3	5	4	2	6	1	0	1	4	5	9	16	8	24	12	20	32
32	134	0	1	1	0	7	7	3	23	26	3	7	10	1	3	4	1	1	2	2	6	8	1	11	12	6	17	23
34	164	0	2	2	1	9	10	3	9	12	3	11	14	0	1	1	4	1	5	0	7	7	9	16	25	7	18	25
	3,298	22	29	51	41	85	126	170	240	410	168	110	278	38	73	111	18	16	34	54	103	157	218	236	454	276	345	621
MEMPHIS																												
01	92	N/A	0	0	N/A	2	2	N/A	10	10	N/A	13	13	N/A	2	2	N/A	0	0	N/A	12	12	N/A	6	6	N/A	17	17
	92	N/A	0	0	N/A	2	2	N/A	10	10	N/A	13	13	N/A	2	2	N/A	0	0	N/A	12	12	N/A	6	6	N/A	17	17
RAY TOWNSHIP																												
01	405	3	1	4	8	12	20	3	34	37	12	23	35	17	56	73	3	7	10	8	26	34	1	8	9	6	15	21
02	588	6	6	12	13	35	48	21	33	54	27	24	51	12	96	108	0	14	14	11	22	33	6	11	17	11	32	43
	993	9	7	16	21	47	68	24	67	91	39	47	86	29	152	181	3	21	24	19	48	67	7	19	26	17	47	64
RICHMOND TOWNSHIP																												
01	255	N/A	3	3	N/A	15	15	N/A	29	29	N/A	14	14	N/A	60	60	N/A	3	3	N/A	10	10	N/A	12	12	N/A	45	45
02	217	N/A	1	1	N/A	15	15	N/A	19	19	N/A	9	9	N/A	37	37	N/A	5	5	N/A	7	7	N/A	19	19	N/A	27	27
	472	N/A	4	4	N/A	30	30	N/A	48	48	N/A	23	23	N/A	97	97	N/A	8	8	N/A	17	17	N/A	31	31	N/A	72	72
TOTALS																												
	6,094	32	45	77	100	309	409	214	416	630	231	220	451	138	550	688	23	56	79	84	227	311	249	317	566	324	545	869

Yellow in the TOTALS column means precinct hasn't reported
N/A indicates AV (Absentee) results are included in Elec Day results

These same results may also be obtained via:

- > Election Telephone Hotline: 586.469.5209
- > 24-Hour Fax (Within MI): 1.888.99.CLERK (request document number 6700)

> 24-Hour Fax (Outside of MI): 1.310.575.5035 (request document number 6700)



Election Results

Charter Commissioner - District 16 One 2-year maximum term

Official results, updated August 18, 9:56 AM

[Race List](#) | [Race Summary](#) | [Race Details](#) | [Race Details \(Printer Friendly\)](#)

POLL BOOK TOTALS	Clarence Meltzer, Jr. (REP)			Darra Ososki Slanec (REP)			J. Russell LaBarge, Jr. (REP)			Sam Trentacosta (REP)			Bill Lakin (DEM)			Bob Campbell (DEM)			Tom Rombach (DEM)			
	AV	Elec Day	TOTAL	AV	Elec Day	TOTAL	AV	Elec Day	TOTAL	AV	Elec Day	TOTAL	AV	Elec Day	TOTAL	AV	Elec Day	TOTAL	AV	Elec Day	TOTAL	
CLINTON TOWNSHIP																						
01	348	19	16	35	5	2	7	12	7	19	28	8	36	42	23	65	20	20	40	34	21	55
04	197	3	4	7	0	6	6	1	2	3	6	9	15	35	12	47	15	13	28	36	15	51
27	328	18	13	31	6	3	9	4	5	9	29	11	40	39	28	67	15	10	25	47	15	62
28	68	0	2	2	1	0	1	1	1	2	0	2	2	9	12	21	4	9	13	7	7	14
29	438	22	44	66	5	6	11	6	12	18	21	18	39	41	44	85	7	6	13	28	73	101
34	66	2	5	7	1	0	1	2	0	2	0	3	3	4	4	8	6	5	11	2	13	15
37	496	27	27	54	7	4	11	11	4	15	30	9	39	50	26	76	34	18	52	61	51	112
38	280	9	37	46	1	8	9	9	11	20	10	21	31	16	32	48	3	5	8	9	43	52
41	307	18	15	33	2	2	4	4	5	9	8	6	14	36	9	45	26	18	44	34	42	76
42	346	16	9	25	7	1	8	8	4	12	13	14	27	35	14	49	28	17	45	65	33	98
44	500	36	21	57	7	6	13	3	5	8	35	20	55	53	14	67	19	10	29	43	64	107
45	293	20	16	36	5	2	7	4	8	12	22	6	28	29	28	57	8	9	17	25	36	61
46	491	41	14	55	6	2	8	17	5	22	43	5	48	55	10	65	39	14	53	68	20	88
	4,158	231	223	454	53	42	95	82	69	151	245	132	377	444	256	700	224	154	378	459	433	892
TOTALS																						
	4,158	231	223	454	53	42	95	82	69	151	245	132	377	444	256	700	224	154	378	459	433	892

■ Yellow in the TOTALS column means precinct hasn't reported
N/A indicates AV (Absentee) results are included in Elec Day results

These same results may also be obtained via:

- > Election Telephone Hotline: 586.469.5209
- > 24-Hour Fax (Within MI): 1.888.99.CLERK (request document number 6700)
- > 24-Hour Fax (Outside of MI): 1.310.575.5035 (request document number 6700)



Election Results

Charter Commissioner - District 16 One 2-year maximum term

Official results, updated August 18, 9:56 AM

[Race List](#) | [Race Summary](#) | [Race Details](#) | [Race Details \(Printer Friendly\)](#)

POLL BOOK TOTALS	Clarence Meltzer, Jr. (REP)			Darra Ososki Slanec (REP)			J. Russell LaBarge, Jr. (REP)			Sam Trentacosta (REP)			Bill Lakin (DEM)			Bob Campbell (DEM)			Tom Rombach (DEM)			
	AV	Elec Day	TOTAL	AV	Elec Day	TOTAL	AV	Elec Day	TOTAL	AV	Elec Day	TOTAL	AV	Elec Day	TOTAL	AV	Elec Day	TOTAL	AV	Elec Day	TOTAL	
CLINTON TOWNSHIP																						
01	348	19	16	35	5	2	7	12	7	19	28	8	36	42	23	65	20	20	40	34	21	55
04	197	3	4	7	0	6	6	1	2	3	6	9	15	35	12	47	15	13	28	36	15	51
27	328	18	13	31	6	3	9	4	5	9	29	11	40	39	28	67	15	10	25	47	15	62
28	68	0	2	2	1	0	1	1	1	2	0	2	2	9	12	21	4	9	13	7	7	14
29	438	22	44	66	5	6	11	6	12	18	21	18	39	41	44	85	7	6	13	28	73	101
34	66	2	5	7	1	0	1	2	0	2	0	3	3	4	4	8	6	5	11	2	13	15
37	496	27	27	54	7	4	11	11	4	15	30	9	39	50	26	76	34	18	52	61	51	112
38	280	9	37	46	1	8	9	9	11	20	10	21	31	16	32	48	3	5	8	9	43	52
41	307	18	15	33	2	2	4	4	5	9	8	6	14	36	9	45	26	18	44	34	42	76
42	346	16	9	25	7	1	8	8	4	12	13	14	27	35	14	49	28	17	45	65	33	98
44	500	36	21	57	7	6	13	3	5	8	35	20	55	53	14	67	19	10	29	43	64	107
45	293	20	16	36	5	2	7	4	8	12	22	6	28	29	28	57	8	9	17	25	36	61
46	491	41	14	55	6	2	8	17	5	22	43	5	48	55	10	65	39	14	53	68	20	88
	4,158	231	223	454	53	42	95	82	69	151	245	132	377	444	256	700	224	154	378	459	433	892
TOTALS																						
	4,158	231	223	454	53	42	95	82	69	151	245	132	377	444	256	700	224	154	378	459	433	892

■ Yellow in the TOTALS column means precinct hasn't reported
N/A indicates AV (Absentee) results are included in Elec Day results

These same results may also be obtained via:

- > Election Telephone Hotline: 586.469.5209
- > 24-Hour Fax (Within MI): 1.888.99.CLERK (request document number 6700)
- > 24-Hour Fax (Outside of MI): 1.310.575.5035 (request document number 6700)



Election Results

Charter Commissioner - District 17 One 2-year maximum term

Official results, updated August 18, 9:56 AM

[Race List](#) | [Race Summary](#) | [Race Details](#) | [Race Details \(Printer Friendly\)](#)

POLL BOOK TOTALS	Lyle A. Koch (REP)			Alisha M. Baker (DEM)			Fred Roskopp (DEM)			Jacob Michael Femminino, Jr. (DEM)			Jason M. Davidson (DEM)		
	AV	Elec Day	TOTAL	AV	Elec Day	TOTAL	AV	Elec Day	TOTAL	AV	Elec Day	TOTAL	AV	Elec Day	TOTAL

CLINTON TOWNSHIP																
02	144	22	15	37	10	8	18	8	19	27	9	7	16	4	5	9
06	327	37	29	66	27	40	67	13	15	28	23	42	65	16	12	28
08	239	19	29	48	16	18	34	20	11	31	15	41	56	4	2	6
09	199	18	24	42	13	15	28	8	10	18	12	35	47	7	8	15
12	128	14	13	27	14	16	30	6	5	11	11	26	37	5	1	6
14	123	10	10	20	16	8	24	6	7	13	7	13	20	7	3	10
15	268	18	37	55	17	16	33	13	17	30	26	35	61	7	16	23
21	221	12	18	30	24	11	35	21	7	28	21	18	39	10	11	21
30	288	34	35	69	38	30	68	15	7	22	18	36	54	13	4	17
	1,937	184	210	394	175	162	337	110	98	208	142	253	395	73	62	135

MT. CLEMENS																
01	240	3	7	10	55	65	120	10	11	21	6	40	46	5	0	5
02	425	23	43	66	16	45	61	22	91	113	37	97	134	4	3	7
03	200	10	31	41	10	35	45	14	16	30	12	43	55	2	4	6
04	209	10	34	44	4	46	50	17	20	37	8	40	48	0	2	2
05	221	10	3	13	34	41	75	24	10	34	22	29	51	6	4	10
06	231	6	26	32	12	40	52	15	27	42	12	47	59	3	6	9
08	177	11	22	33	6	36	42	33	10	43	11	26	37	2	3	5
09	115	27	20	74	22	25	67	61	65	126	21	48	72	6	1	7

■ Yellow in the TOTALS column means precinct hasn't reported
N/A indicates AV (Absentee) results are included in Elec Day results

These same results may also be obtained via:

- > Election Telephone Hotline: 586.469.5209
- > 24-Hour Fax (Within MI): 1.888.99.CLERK (request document number 6700)
- > 24-Hour Fax (Outside of MI): 1.310.575.5035 (request document number 6700)



Election Results

Charter Commissioner - District 17 One 2-year maximum term

Official results, updated August 18, 9:56 AM

[Race List](#) | [Race Summary](#) | [Race Details](#) | [Race Details \(Printer Friendly\)](#)

POLL BOOK TOTALS	Lyle A. Koch (REP)			Alisha M. Baker (DEM)			Fred Roskopp (DEM)			Jacob Michael Femminino, Jr. (DEM)			Jason M. Davidson (DEM)			
	AV	Elec Day	TOTAL	AV	Elec Day	TOTAL	AV	Elec Day	TOTAL	AV	Elec Day	TOTAL	AV	Elec Day	TOTAL	
CLINTON TOWNSHIP																
02	144	22	15	37	10	8	18	8	19	27	9	7	16	4	5	9
06	327	37	29	66	27	40	67	13	15	28	23	42	65	16	12	28
08	239	19	29	48	16	18	34	20	11	31	15	41	56	4	2	6
09	199	18	24	42	13	15	28	8	10	18	12	35	47	7	8	15
12	128	14	13	27	14	16	30	6	5	11	11	26	37	5	1	6
14	123	10	10	20	16	8	24	6	7	13	7	13	20	7	3	10
15	268	18	37	55	17	16	33	13	17	30	26	35	61	7	16	23
21	221	12	18	30	24	11	35	21	7	28	21	18	39	10	11	21
30	288	34	35	69	38	30	68	15	7	22	18	36	54	13	4	17
	1,937	184	210	394	175	162	337	110	98	208	142	253	395	73	62	135
MT. CLEMENS																
01	240	3	7	10	55	65	120	10	11	21	6	40	46	5	0	5
02	425	23	43	66	16	45	61	22	91	113	37	97	134	4	3	7
03	200	10	31	41	10	35	45	14	16	30	12	43	55	2	4	6
04	209	10	34	44	4	46	50	17	20	37	8	40	48	0	2	2
05	221	10	3	13	34	41	75	24	10	34	22	29	51	6	4	10
06	231	6	26	32	12	40	52	15	27	42	12	47	59	3	6	9
08	177	11	22	33	6	36	42	33	10	43	11	26	37	2	3	5
09	415	37	39	76	32	35	67	61	65	126	24	48	72	6	1	7
	2,118	110	205	315	169	343	512	196	250	446	132	370	502	28	23	51
TOTALS																
	4,055	294	415	709	344	505	849	306	348	654	274	623	897	101	85	186

■ Yellow in the TOTALS column means precinct hasn't reported
N/A indicates AV (Absentee) results are included in Elec Day results

These same results may also be obtained via:

- > Election Telephone Hotline: 586.469.5209
- > 24-Hour Fax (Within MI): 1.888.99.CLERK (request document number 6700)
- > 24-Hour Fax (Outside of MI): 1.310.575.5035 (request document number 6700)



Election Results

Charter Commissioner - District 18 One 2-year maximum term

Official results, updated August 18, 9:56 AM

[Race List](#) | [Race Summary](#) | [Race Details](#) | [Race Details \(Printer Friendly\)](#)

POLL BOOK TOTALS	Adam Wit (REP)			Donna Nobles (REP)			Carrie Lynn Fuca (DEM)			Linda Silvonon (DEM)		
	AV	Elec Day	TOTAL	AV	Elec Day	TOTAL	AV	Elec Day	TOTAL	AV	Elec Day	TOTAL

CLINTON TOWNSHIP													
05	107	0	1	1	2	0	2	13	39	52	5	17	22
22	256	15	10	25	9	4	13	66	51	117	19	18	37
31	230	6	11	17	11	10	21	35	54	89	8	19	27
	593	21	22	43	22	14	36	114	144	258	32	54	86
HARRISON CHARTER TOWNSHIP													
01	388	42	46	88	25	27	52	29	45	74	14	21	35
02	292	21	24	45	20	16	36	31	39	70	10	7	17
03	351	17	57	74	12	41	53	24	37	61	6	19	25
04	664	64	119	183	37	67	104	49	72	121	6	22	28
05	598	56	98	154	34	55	89	43	50	93	13	20	33
06	570	46	82	128	28	70	98	53	69	122	9	24	33
07	672	42	73	115	30	58	88	66	75	141	23	20	43
08	87	2	4	6	3	1	4	19	11	30	12	7	19
09	455	56	60	116	34	52	86	46	33	79	12	15	27
10	388	20	42	62	28	48	76	25	60	85	12	19	31
11	284	20	19	39	17	26	43	36	41	77	17	8	25
12	165	9	14	23	8	11	19	23	27	50	6	6	12
	4,914	395	638	1,033	276	472	748	444	559	1,003	140	188	328
TOTALS													

 Yellow in the TOTALS column means precinct hasn't reported
 N/A indicates AV (Absentee) results are included in Elec Day results

These same results may also be obtained via:

- > Election Telephone Hotline: 586.469.5209
- > 24-Hour Fax (Within MI): 1.888.99.CLERK (request document number 6700)
- > 24-Hour Fax (Outside of MI): 1.310.575.5035 (request document number 6700)



Election Results

Charter Commissioner - District 18 One 2-year maximum term

Official results, updated August 18, 9:56 AM

[Race List](#) | [Race Summary](#) | [Race Details](#) | [Race Details \(Printer Friendly\)](#)

POLL BOOK TOTALS	Adam Wit (REP)			Donna Nobles (REP)			Carrie Lynn Fuca (DEM)			Linda Silvonon (DEM)			
	AV	Elec Day	TOTAL	AV	Elec Day	TOTAL	AV	Elec Day	TOTAL	AV	Elec Day	TOTAL	
CLINTON TOWNSHIP													
05	107	0	1	1	2	0	2	13	39	52	5	17	22
22	256	15	10	25	9	4	13	66	51	117	19	18	37
31	230	6	11	17	11	10	21	35	54	89	8	19	27
	593	21	22	43	22	14	36	114	144	258	32	54	86
HARRISON CHARTER TOWNSHIP													
01	388	42	46	88	25	27	52	29	45	74	14	21	35
02	292	21	24	45	20	16	36	31	39	70	10	7	17
03	351	17	57	74	12	41	53	24	37	61	6	19	25
04	664	64	119	183	37	67	104	49	72	121	6	22	28
05	598	56	98	154	34	55	89	43	50	93	13	20	33
06	570	46	82	128	28	70	98	53	69	122	9	24	33
07	672	42	73	115	30	58	88	66	75	141	23	20	43
08	87	2	4	6	3	1	4	19	11	30	12	7	19
09	455	56	60	116	34	52	86	46	33	79	12	15	27
10	388	20	42	62	28	48	76	25	60	85	12	19	31
11	284	20	19	39	17	26	43	36	41	77	17	8	25
12	165	9	14	23	8	11	19	23	27	50	6	6	12
	4,914	395	638	1,033	276	472	748	444	559	1,003	140	188	328
TOTALS													
	5,507	416	660	1,076	298	486	784	558	703	1,261	172	242	414

■ Yellow in the TOTALS column means precinct hasn't reported
N/A indicates AV (Absentee) results are included in Elec Day results

These same results may also be obtained via:

- > Election Telephone Hotline: 586.469.5209
- > 24-Hour Fax (Within MI): 1.888.99.CLERK (request document number 6700)
- > 24-Hour Fax (Outside of MI): 1.310.575.5035 (request document number 6700)



Election Results

Charter Commissioner - District 19 One 2-year maximum term

Official results, updated August 18, 9:56 AM

[Race List](#) | [Race Summary](#) | [Race Details](#) | [Race Details \(Printer Friendly\)](#)

POLL BOOK TOTALS	Carl G. Becker (REP)			Jim Vize (REP)			Robert J. Cannon (REP)			Rose Tocco (REP)			Albert M. Santia (DEM)			Bob Smith, Jr. (DEM)			Ronald E. Robinson (DEM)			Sam Moscone (DEM)			
	AV	Elec Day	TOTAL	AV	Elec Day	TOTAL	AV	Elec Day	TOTAL	AV	Elec Day	TOTAL	AV	Elec Day	TOTAL	AV	Elec Day	TOTAL	AV	Elec Day	TOTAL	AV	Elec Day	TOTAL	
CLINTON TOWNSHIP																									
03	195	3	3	6	1	3	4	6	10	16	4	3	7	6	11	17	11	16	27	21	31	52	7	8	15
07	194	4	8	12	0	1	1	13	12	25	2	5	7	8	11	19	25	21	46	21	16	37	1	1	2
10	537	25	8	33	4	3	7	51	22	73	28	11	39	22	15	37	31	46	77	75	36	111	7	4	11
11	244	5	3	8	0	3	3	8	17	25	1	5	6	2	26	28	21	25	46	14	22	36	3	6	9
17	240	3	11	14	0	0	0	14	14	28	4	1	5	6	10	16	13	40	53	27	13	40	1	4	5
18	330	2	3	5	1	4	5	20	27	47	9	10	19	15	16	31	21	34	55	38	9	47	8	5	13
19	353	9	10	19	5	1	6	34	28	62	6	13	19	5	14	19	25	33	58	37	17	54	3	1	4
24	270	5	6	11	4	2	6	32	9	41	10	7	17	14	13	27	16	17	33	29	7	36	4	3	7
26	453	14	9	23	3	1	4	40	38	78	12	15	27	12	13	25	45	44	89	28	16	44	10	7	17
33	399	18	5	23	0	0	0	23	16	39	3	9	12	12	13	25	48	47	95	35	26	61	2	5	7
35	685	17	5	22	4	0	4	57	28	85	24	21	45	13	8	21	109	31	140	58	12	70	28	10	38
36	313	3	7	10	0	0	0	24	19	43	11	13	24	8	6	14	23	31	54	27	21	48	6	4	10
39	334	12	3	15	2	4	6	35	15	50	14	11	25	14	13	27	42	13	55	31	14	45	9	3	12
40	370	1	5	6	0	1	1	19	39	58	4	22	26	5	8	13	27	41	68	24	10	34	7	5	12
	4,917	121	86	207	24	23	47	376	294	670	132	146	278	142	177	319	457	439	896	465	250	715	96	66	162
TOTALS																									
	4,917	121	86	207	24	23	47	376	294	670	132	146	278	142	177	319	457	439	896	465	250	715	96	66	162

■ Yellow in the TOTALS column means precinct hasn't reported
N/A indicates AV (Absentee) results are included in Elec Day results

These same results may also be obtained via:

- > Election Telephone Hotline: 586.469.5209
- > 24-Hour Fax (Within MI): 1.888.99.CLERK (request document number 6700)
- > 24-Hour Fax (Outside of MI): 1.310.575.5035 (request document number 6700)



Election Results

Charter Commissioner - District 19 One 2-year maximum term

Official results, updated August 18, 9:56 AM

[Race List](#) | [Race Summary](#) | [Race Details](#) | [Race Details \(Printer Friendly\)](#)

POLL BOOK TOTALS	Carl G. Becker (REP)			Jim Vize (REP)			Robert J. Cannon (REP)			Rose Tocco (REP)			Albert M. Santia (DEM)			Bob Smith, Jr. (DEM)			Ronald E. Robinson (DEM)			Sam Moscone (DEM)			Valerie M. Schave (DEM)			
	AV	Elec Day	TOTAL	AV	Elec Day	TOTAL	AV	Elec Day	TOTAL	AV	Elec Day	TOTAL	AV	Elec Day	TOTAL	AV	Elec Day	TOTAL	AV	Elec Day	TOTAL	AV	Elec Day	TOTAL	AV	Elec Day	TOTAL	
CLINTON TOWNSHIP																												
03	195	3	3	6	1	3	4	6	10	16	4	3	7	6	11	17	11	16	27	21	31	52	7	8	15	7	13	20
07	194	4	8	12	0	1	1	13	12	25	2	5	7	8	11	19	25	21	46	21	16	37	1	1	2	9	3	12
10	537	25	8	33	4	3	7	51	22	73	28	11	39	22	15	37	31	46	77	75	36	111	7	4	11	19	5	24
11	244	5	3	8	0	3	3	8	17	25	1	5	6	2	26	28	21	25	46	14	22	36	3	6	9	13	13	26
17	240	3	11	14	0	0	0	14	14	28	4	1	5	6	10	16	13	40	53	27	13	40	1	4	5	12	11	23
18	330	2	3	5	1	4	5	20	27	47	9	10	19	15	16	31	21	34	55	38	9	47	8	5	13	12	10	22
19	353	9	10	19	5	1	6	34	28	62	6	13	19	5	14	19	25	33	58	37	17	54	3	1	4	6	8	14
24	270	5	6	11	4	2	6	32	9	41	10	7	17	14	13	27	16	17	33	29	7	36	4	3	7	11	6	17
26	453	14	9	23	3	1	4	40	38	78	12	15	27	12	13	25	45	44	89	28	16	44	10	7	17	26	16	42
33	399	18	5	23	0	0	0	23	16	39	3	9	12	12	13	25	48	47	95	35	26	61	2	5	7	19	15	34
35	685	17	5	22	4	0	4	57	28	85	24	21	45	13	8	21	109	31	140	58	12	70	28	10	38	38	18	56
36	313	3	7	10	0	0	0	24	19	43	11	13	24	8	6	14	23	31	54	27	21	48	6	4	10	14	13	27
39	334	12	3	15	2	4	6	35	15	50	14	11	25	14	13	27	42	13	55	31	14	45	9	3	12	12	8	20
40	370	1	5	6	0	1	1	19	39	58	4	22	26	5	8	13	27	41	68	24	10	34	7	5	12	17	29	46
TOTALS	4,917	121	86	207	24	23	47	376	294	670	132	146	278	142	177	319	457	439	896	465	250	715	96	66	162	215	168	383

■ Yellow in the TOTALS column means precinct hasn't reported
N/A indicates AV (Absentee) results are included in Elec Day results

These same results may also be obtained via:

- > Election Telephone Hotline: 586.469.5209
- > 24-Hour Fax (Within MI): 1.888.99.CLERK (request document number 6700)
- > 24-Hour Fax (Outside of MI): 1.310.575.5035 (request document number 6700)



Election Results

Charter Commissioner - District 20 One 2-year maximum term

Official results, updated August 18, 9:56 AM

[Race List](#) | [Race Summary](#) | [Race Details](#) | [Race Details \(Printer Friendly\)](#)

POLL BOOK TOTALS	Daniel D. Griffin (REP)			R. L. Campbell, Jr. (REP)			Raymond G. Glime (REP)			Joseph R. Kosmala (DEM)			Lara Sucharski (DEM)			Marilyn Lane (DEM)			Tammy deGroot (DEM)			
	AV	Elec Day	TOTAL	AV	Elec Day	TOTAL	AV	Elec Day	TOTAL	AV	Elec Day	TOTAL	AV	Elec Day	TOTAL	AV	Elec Day	TOTAL	AV	Elec Day	TOTAL	
CLINTON TOWNSHIP																						
13	177	6	11	17	2	7	9	0	4	4	8	18	26	12	16	28	6	26	32	2	10	12
16	324	24	19	43	13	7	20	11	3	14	42	28	70	13	3	16	34	16	50	6	13	19
20	192	8	11	19	3	12	15	0	3	3	9	18	27	3	12	15	20	33	53	8	8	16
23	455	23	24	47	14	15	29	14	13	27	39	33	72	23	22	45	40	26	66	11	17	28
25	243	15	17	32	7	2	9	4	4	8	17	13	30	6	9	15	26	31	57	13	5	18
32	289	30	11	41	9	8	17	22	7	29	36	22	58	6	8	14	24	13	37	2	3	5
43	143	7	6	13	3	2	5	22	7	29	14	20	34	2	4	6	5	6	11	1	2	3
	1,823	113	99	212	51	53	104	73	41	114	165	152	317	65	74	139	155	151	306	43	58	101
FRASER																						
01	258	4	12	16	3	11	14	1	5	6	26	30	56	3	6	9	29	55	84	8	12	20
02	397	14	26	40	5	10	15	12	15	27	31	27	58	6	5	11	47	64	111	0	9	9
03	580	22	39	61	11	18	29	14	7	21	40	34	74	19	20	39	123	95	218	4	6	10
04	337	12	20	32	14	13	27	5	7	12	26	22	48	9	14	23	39	41	80	7	8	15
05	157	3	6	9	4	5	9	3	10	13	15	16	31	5	9	14	16	23	39	1	1	2
06	415	21	26	47	13	10	23	2	3	5	26	46	72	5	10	15	44	38	82	2	6	8
07	260	15	9	24	7	6	13	3	5	8	30	15	45	11	9	20	38	38	76	4	4	8
	2,404	91	138	229	57	73	130	40	52	92	194	190	384	58	73	131	336	354	690	26	46	72
TOTALS																						

■ Yellow in the TOTALS column means precinct hasn't reported
N/A indicates AV (Absentee) results are included in Elec Day results

These same results may also be obtained via:

- > Election Telephone Hotline: 586.469.5209
- > 24-Hour Fax (Within MI): 1.888.99.CLERK (request document number 6700)
- > 24-Hour Fax (Outside of MI): 1.310.575.5035 (request document number 6700)



Election Results

Charter Commissioner - District 20 One 2-year maximum term

Official results, updated August 18, 9:56 AM

[Race List](#) | [Race Summary](#) | [Race Details](#) | [Race Details \(Printer Friendly\)](#)

POLL BOOK TOTALS	Daniel D. Griffin (REP)			R. L. Campbell, Jr. (REP)			Raymond G. Glime (REP)			Joseph R. Kosmala (DEM)			Lara Sucharski (DEM)			Marilyn Lane (DEM)			Tammy deGroot (DEM)			
	AV	Elec Day	TOTAL	AV	Elec Day	TOTAL	AV	Elec Day	TOTAL	AV	Elec Day	TOTAL	AV	Elec Day	TOTAL	AV	Elec Day	TOTAL	AV	Elec Day	TOTAL	
CLINTON TOWNSHIP																						
13	177	6	11	17	2	7	9	0	4	4	8	18	26	12	16	28	6	26	32	2	10	12
16	324	24	19	43	13	7	20	11	3	14	42	28	70	13	3	16	34	16	50	6	13	19
20	192	8	11	19	3	12	15	0	3	3	9	18	27	3	12	15	20	33	53	8	8	16
23	455	23	24	47	14	15	29	14	13	27	39	33	72	23	22	45	40	26	66	11	17	28
25	243	15	17	32	7	2	9	4	4	8	17	13	30	6	9	15	26	31	57	13	5	18
32	289	30	11	41	9	8	17	22	7	29	36	22	58	6	8	14	24	13	37	2	3	5
43	143	7	6	13	3	2	5	22	7	29	14	20	34	2	4	6	5	6	11	1	2	3
	1,823	113	99	212	51	53	104	73	41	114	165	152	317	65	74	139	155	151	306	43	58	101
FRASER																						
01	258	4	12	16	3	11	14	1	5	6	26	30	56	3	6	9	29	55	84	8	12	20
02	397	14	26	40	5	10	15	12	15	27	31	27	58	6	5	11	47	64	111	0	9	9
03	580	22	39	61	11	18	29	14	7	21	40	34	74	19	20	39	123	95	218	4	6	10
04	337	12	20	32	14	13	27	5	7	12	26	22	48	9	14	23	39	41	80	7	8	15
05	157	3	6	9	4	5	9	3	10	13	15	16	31	5	9	14	16	23	39	1	1	2
06	415	21	26	47	13	10	23	2	3	5	26	46	72	5	10	15	44	38	82	2	6	8
07	260	15	9	24	7	6	13	3	5	8	30	15	45	11	9	20	38	38	76	4	4	8
	2,404	91	138	229	57	73	130	40	52	92	194	190	384	58	73	131	336	354	690	26	46	72
TOTALS																						
	4,227	204	237	441	108	126	234	113	93	206	359	342	701	123	147	270	491	505	996	69	104	173

■ Yellow in the TOTALS column means precinct hasn't reported
N/A indicates AV (Absentee) results are included in Elec Day results

These same results may also be obtained via:

- > Election Telephone Hotline: 586.469.5209
- > 24-Hour Fax (Within MI): 1.888.99.CLERK (request document number 6700)
- > 24-Hour Fax (Outside of MI): 1.310.575.5035 (request document number 6700)



Election Results

Charter Commissioner - District 21 One 2-year maximum term

Official results, updated August 18, 9:56 AM

[Race List](#) | [Race Summary](#) | [Race Details](#) | [Race Details \(Printer Friendly\)](#)

POLL BOOK TOTALS	Art Blundell (REP)			Jan Haggerty (DEM)			
	AV	Elec Day	TOTAL	AV	Elec Day	TOTAL	
ROSEVILLE							
09	287	24	34	58	89	78	167
10	152	12	12	24	45	50	95
11	185	6	16	22	75	42	117
12	218	23	15	38	68	55	123
13	185	9	18	27	62	64	126
14	281	14	24	38	75	70	145
15	459	45	33	78	147	99	246
16	475	27	25	52	145	117	262
17	202	9	18	27	55	69	124
18	369	34	48	82	105	85	190
19	225	8	23	31	43	78	121
20	270	14	36	50	70	74	144
21	255	22	26	48	72	71	143
	3,563	247	328	575	1,051	952	2,003
TOTALS							
	3,563	247	328	575	1,051	952	2,003

■ Yellow in the TOTALS column means precinct hasn't reported
N/A indicates AV (Absentee) results are included in Elec Day results

These same results may also be obtained via:

- > Election Telephone Hotline: 586.469.5209
- > 24-Hour Fax (Within MI): 1.888.99.CLERK (request document number 6700)
- > 24-Hour Fax (Outside of MI): 1.310.575.5035 (request document number 6700)



Election Results

Charter Commissioner - District 21 One 2-year maximum term

Official results, updated August 18, 9:56 AM

[Race List](#) | [Race Summary](#) | [Race Details](#) | [Race Details \(Printer Friendly\)](#)

POLL BOOK TOTALS	Art Blundell (REP)			Jan Haggerty (DEM)			
	AV	Elec Day	TOTAL	AV	Elec Day	TOTAL	
ROSEVILLE							
09	287	24	34	58	89	78	167
10	152	12	12	24	45	50	95
11	185	6	16	22	75	42	117
12	218	23	15	38	68	55	123
13	185	9	18	27	62	64	126
14	281	14	24	38	75	70	145
15	459	45	33	78	147	99	246
16	475	27	25	52	145	117	262
17	202	9	18	27	55	69	124
18	369	34	48	82	105	85	190
19	225	8	23	31	43	78	121
20	270	14	36	50	70	74	144
21	255	22	26	48	72	71	143
	3,563	247	328	575	1,051	952	2,003
TOTALS							
	3,563	247	328	575	1,051	952	2,003

■ Yellow in the TOTALS column means precinct hasn't reported
N/A indicates AV (Absentee) results are included in Elec Day results

These same results may also be obtained via:

- > Election Telephone Hotline: 586.469.5209
- > 24-Hour Fax (Within MI): 1.888.99.CLERK (request document number 6700)
- > 24-Hour Fax (Outside of MI): 1.310.575.5035 (request document number 6700)



Election Results

Charter Commissioner - District 22 One 2-year maximum term

Official results, updated August 18, 9:56 AM

[Race List](#) | [Race Summary](#) | [Race Details](#) | [Race Details \(Printer Friendly\)](#)

POLL BOOK TOTALS	Lauren Jenkins (REP)			Lynne Seymour (REP)			Bambi Hartter (DEM)			Judy Hartwell (DEM)			Ron Selvidge (DEM)			
	AV	Elec Day	TOTAL	AV	Elec Day	TOTAL	AV	Elec Day	TOTAL	AV	Elec Day	TOTAL	AV	Elec Day	TOTAL	
EASTPOINTE																
02	378	N/A	32	32	N/A	29	29	N/A	36	36	N/A	80	80	N/A	122	122
03	467	N/A	32	32	N/A	44	44	N/A	29	29	N/A	98	98	N/A	149	149
	845	N/A	64	64	N/A	73	73	N/A	65	65	N/A	178	178	N/A	271	271
ROSEVILLE																
01	166	5	11	16	0	10	10	4	4	8	24	41	65	16	17	33
02	216	2	6	8	4	5	9	4	11	15	45	54	99	23	17	40
03	322	11	14	25	4	9	13	5	31	36	87	48	135	29	11	40
04	259	5	10	15	13	12	25	6	21	27	54	26	80	29	8	37
05	402	14	22	36	15	16	31	8	19	27	100	72	172	26	23	49
06	265	5	11	16	7	15	22	0	13	13	36	74	110	17	22	39
07	177	5	12	17	2	4	6	3	8	11	31	46	77	11	14	25
08	323	3	22	25	16	10	26	8	22	30	51	76	127	30	23	53
	2,130	50	108	158	61	81	142	38	129	167	428	437	865	181	135	316
WARREN																
36	153	1	7	8	2	12	14	3	17	20	22	31	53	16	15	31
37	126	3	2	5	4	9	13	0	10	10	17	18	35	6	17	23
52	133	2	6	8	1	4	5	2	9	11	11	38	49	8	17	25
	412	6	15	21	7	25	32	5	36	41	50	87	137	30	49	79
TOTALS																

 Yellow in the TOTALS column means precinct hasn't reported
 N/A indicates AV (Absentee) results are included in Elec Day results

These same results may also be obtained via:

- > Election Telephone Hotline: 586.469.5209
- > 24-Hour Fax (Within MI): 1.888.99.CLERK (request document number 6700)
- > 24-Hour Fax (Outside of MI): 1.310.575.5035 (request document number 6700)



Election Results

Charter Commissioner - District 22 One 2-year maximum term

Official results, updated August 18, 9:56 AM

[Race List](#) | [Race Summary](#) | [Race Details](#) | [Race Details \(Printer Friendly\)](#)

POLL BOOK TOTALS	Lauren Jenkins (REP)			Lynne Seymour (REP)			Bambi Hartter (DEM)			Judy Hartwell (DEM)			Ron Selvidge (DEM)			
	AV	Elec Day	TOTAL	AV	Elec Day	TOTAL	AV	Elec Day	TOTAL	AV	Elec Day	TOTAL	AV	Elec Day	TOTAL	
EASTPOINTE																
02	378	N/A	32	32	N/A	29	29	N/A	36	36	N/A	80	80	N/A	122	122
03	467	N/A	32	32	N/A	44	44	N/A	29	29	N/A	98	98	N/A	149	149
	845	N/A	64	64	N/A	73	73	N/A	65	65	N/A	178	178	N/A	271	271
ROSEVILLE																
01	166	5	11	16	0	10	10	4	4	8	24	41	65	16	17	33
02	216	2	6	8	4	5	9	4	11	15	45	54	99	23	17	40
03	322	11	14	25	4	9	13	5	31	36	87	48	135	29	11	40
04	259	5	10	15	13	12	25	6	21	27	54	26	80	29	8	37
05	402	14	22	36	15	16	31	8	19	27	100	72	172	26	23	49
06	265	5	11	16	7	15	22	0	13	13	36	74	110	17	22	39
07	177	5	12	17	2	4	6	3	8	11	31	46	77	11	14	25
08	323	3	22	25	16	10	26	8	22	30	51	76	127	30	23	53
	2,130	50	108	158	61	81	142	38	129	167	428	437	865	181	135	316
WARREN																
36	153	1	7	8	2	12	14	3	17	20	22	31	53	16	15	31
37	126	3	2	5	4	9	13	0	10	10	17	18	35	6	17	23
52	133	2	6	8	1	4	5	2	9	11	11	38	49	8	17	25
	412	6	15	21	7	25	32	5	36	41	50	87	137	30	49	79
TOTALS																
	3,387	56	187	243	68	179	247	43	230	273	478	702	1,180	211	455	666

■ Yellow in the TOTALS column means precinct hasn't reported
 N/A indicates AV (Absentee) results are included in Elec Day results

These same results may also be obtained via:

- > Election Telephone Hotline: 586.469.5209
- > 24-Hour Fax (Within MI): 1.888.99.CLERK (request document number 6700)
- > 24-Hour Fax (Outside of MI): 1.310.575.5035 (request document number 6700)



Election Results

Charter Commissioner - District 23 One 2-year maximum term

Official results, updated August 18, 9:56 AM

[Race List](#) | [Race Summary](#) | [Race Details](#) | [Race Details \(Printer Friendly\)](#)

POLL BOOK TOTALS	Amy L. Koelsch (REP)			John Caron (REP)			Michael G. Kelly (REP)			Blake K. Johnson (DEM)			James Maceroni (DEM)			Kyle Pominville (DEM)			Mary M. Otto (DEM)			Peter Tro (DEM)		
	AV	Elec Day	TOTAL	AV	Elec Day	TOTAL	AV	Elec Day	TOTAL	AV	Elec Day	TOTAL	AV	Elec Day	TOTAL	AV	Elec Day	TOTAL	AV	Elec Day	TOTAL	AV	Elec Day	
LAKE TOWNSHIP																								
01	21	N/A	0	0	N/A	8	8	N/A	2	2	N/A	0	0	N/A	1	1	N/A	0	0	N/A	0	0	N/A	0
	21	N/A	0	0	N/A	8	8	N/A	2	2	N/A	0	0	N/A	1	1	N/A	0	0	N/A	0	0	N/A	0
ST. CLAIR SHORES																								
01	906	40	63	103	90	27	117	51	31	82	26	34	60	71	39	110	2	3	5	67	60	127	24	12
02	517	15	21	36	18	15	33	31	18	49	13	57	70	44	43	87	7	5	12	26	26	52	12	13
03	547	21	28	49	28	18	46	15	19	34	10	18	28	38	49	87	1	4	5	35	52	87	10	17
04	403	7	20	27	26	8	34	14	27	41	6	26	32	25	31	56	1	4	5	29	15	44	15	21
05	568	4	22	26	16	12	28	16	18	34	8	61	69	45	60	105	0	5	5	27	30	57	19	14
06	598	12	20	32	19	13	32	20	15	35	19	45	64	58	88	146	3	1	4	52	31	83	17	9
07	383	4	20	24	9	15	24	9	17	26	8	28	36	20	58	78	1	7	8	26	40	66	5	11
08	560	8	17	25	20	13	33	28	18	46	11	22	33	59	54	113	3	3	6	35	40	75	30	29
09	377	12	19	31	24	12	36	12	10	22	2	8	10	40	15	55	4	4	8	41	29	70	25	12
10	672	17	29	46	24	43	67	25	35	60	7	20	27	63	62	125	3	3	6	53	45	98	30	35
11	313	9	16	25	11	15	26	12	11	23	7	8	15	30	23	53	0	1	1	24	12	36	16	13
12	681	13	71	84	38	24	62	24	14	38	6	29	35	48	54	102	5	8	13	52	61	113	18	33
	6,525	162	346	508	323	215	538	257	233	490	123	356	479	541	576	1,117	30	48	78	467	441	908	221	219
TOTALS																								

■ Yellow in the TOTALS column means precinct hasn't reported
N/A indicates AV (Absentee) results are included in Elec Day results

These same results may also be obtained via:

- > Election Telephone Hotline: 586.469.5209
- > 24-Hour Fax (Within MI): 1.888.99.CLERK (request document number 6700)
- > 24-Hour Fax (Outside of MI): 1.310.575.5035 (request document number 6700)



Charter Commissioner - District 23

One 2-year maximum term

Official results, updated August 18, 9:56 AM

[Race List](#) |
 [Race Summary](#) |
 [Race Details](#) |
 [Race Details \(Printer Friendly\)](#)

POLL BOOK TOTALS	Amy L. Koelsch (REP)			John Caron (REP)			Michael G. Kelly (REP)			Blake K. Johnson (DEM)			James Maceroni (DEM)			Kyle Pominville (DEM)			Mary M. Otto (DEM)			Peter Trombley (DEM)			
	AV	Elec Day	TOTAL	AV	Elec Day	TOTAL	AV	Elec Day	TOTAL	AV	Elec Day	TOTAL	AV	Elec Day	TOTAL	AV	Elec Day	TOTAL	AV	Elec Day	TOTAL	AV	Elec Day	TOTAL	
LAKE TOWNSHIP																									
01	21	N/A	0	0	N/A	8	8	N/A	2	2	N/A	0	0	N/A	1	1	N/A	0	0	N/A	0	0	N/A	0	0
	21	N/A	0	0	N/A	8	8	N/A	2	2	N/A	0	0	N/A	1	1	N/A	0	0	N/A	0	0	N/A	0	0
ST. CLAIR SHORES																									
01	906	40	63	103	90	27	117	51	31	82	26	34	60	71	39	110	2	3	5	67	60	127	24	12	36
02	517	15	21	36	18	15	33	31	18	49	13	57	70	44	43	87	7	5	12	26	26	52	12	13	25
03	547	21	28	49	28	18	46	15	19	34	10	18	28	38	49	87	1	4	5	35	52	87	10	17	27
04	403	7	20	27	26	8	34	14	27	41	6	26	32	25	31	56	1	4	5	29	15	44	15	21	36
05	568	4	22	26	16	12	28	16	18	34	8	61	69	45	60	105	0	5	5	27	30	57	19	14	33
06	598	12	20	32	19	13	32	20	15	35	19	45	64	58	88	146	3	1	4	52	31	83	17	9	26
07	383	4	20	24	9	15	24	9	17	26	8	28	36	20	58	78	1	7	8	26	40	66	5	11	16
08	560	8	17	25	20	13	33	28	18	46	11	22	33	59	54	113	3	3	6	35	40	75	30	29	59
09	377	12	19	31	24	12	36	12	10	22	2	8	10	40	15	55	4	4	8	41	29	70	25	12	37
10	672	17	29	46	24	43	67	25	35	60	7	20	27	63	62	125	3	3	6	53	45	98	30	35	65
11	313	9	16	25	11	15	26	12	11	23	7	8	15	30	23	53	0	1	1	24	12	36	16	13	29
12	681	13	71	84	38	24	62	24	14	38	6	29	35	48	54	102	5	8	13	52	61	113	18	33	51
	6,525	162	346	508	323	215	538	257	233	490	123	356	479	541	576	1,117	30	48	78	467	441	908	221	219	440
TOTALS																									
	6,546	162	346	508	323	223	546	257	235	492	123	356	479	541	577	1,118	30	48	78	467	441	908	221	219	440

 Yellow in the TOTALS column means precinct hasn't reported
 N/A indicates AV (Absentee) results are included in Elec Day results

These same results may also be obtained via:

- > Election Telephone Hotline: 586.469.5209
- > 24-Hour Fax (Within MI): 1.888.99.CLERK (request document number 6700)
- > 24-Hour Fax (Outside of MI): 1.310.575.5035 (request document number 6700)



Election Results

Charter Commissioner - District 24 One 2-year maximum term

Official results, updated August 18, 9:56 AM

[Race List](#) | [Race Summary](#) | [Race Details](#) | [Race Details \(Printer Friendly\)](#)

POLL BOOK TOTALS	Kristina Petzer (REP)			Roland R. Fraschetti (REP)			Chris Harthen (DEM)			Cynthia Konal (DEM)			James E. O'Halloran (DEM)			James Kaza (DEM)			
	AV	Elec Day	TOTAL	AV	Elec Day	TOTAL	AV	Elec Day	TOTAL	AV	Elec Day	TOTAL	AV	Elec Day	TOTAL	AV	Elec Day	TOTAL	
ST. CLAIR SHORES																			
13	859	33	23	56	110	71	181	43	39	82	41	40	81	34	33	67	24	13	37
14	245	3	13	16	10	13	23	9	16	25	11	22	33	19	14	33	5	9	14
15	623	17	22	39	51	45	96	32	48	80	44	35	79	38	40	78	12	9	21
16	685	24	28	52	57	44	101	23	19	42	57	35	92	59	44	103	18	15	33
17	688	25	27	52	51	50	101	22	25	47	53	42	95	54	43	97	16	18	34
18	542	28	35	63	22	31	53	11	26	37	41	45	86	34	37	71	10	18	28
19	485	18	20	38	29	31	60	9	18	27	41	27	68	32	23	55	25	16	41
20	408	18	24	42	22	30	52	9	9	18	26	34	60	24	31	55	7	7	14
21	487	9	21	30	27	35	62	14	43	57	34	45	79	31	32	63	13	15	28
22	391	9	24	33	18	32	50	12	17	29	22	25	47	17	35	52	2	13	15
23	543	15	30	45	30	37	67	14	20	34	43	51	94	33	36	69	13	13	26
24	818	60	25	85	48	27	75	16	23	39	79	33	112	80	34	114	20	12	32
	6,774	259	292	551	475	446	921	214	303	517	492	434	926	455	402	857	165	158	323
TOTALS																			
	6,774	259	292	551	475	446	921	214	303	517	492	434	926	455	402	857	165	158	323

■ Yellow in the TOTALS column means precinct hasn't reported
N/A indicates AV (Absentee) results are included in Elec Day results

These same results may also be obtained via:

- > Election Telephone Hotline: 586.469.5209
- > 24-Hour Fax (Within MI): 1.888.99.CLERK (request document number 6700)
- > 24-Hour Fax (Outside of MI): 1.310.575.5035 (request document number 6700)



Election Results

Charter Commissioner - District 24 One 2-year maximum term

Official results, updated August 18, 9:56 AM

[Race List](#) | [Race Summary](#) | [Race Details](#) | [Race Details \(Printer Friendly\)](#)

POLL BOOK TOTALS	Kristina Petzer (REP)			Roland R. Frascchetti (REP)			Chris Harthen (DEM)			Cynthia Konal (DEM)			James E. O'Halloran (DEM)			James Kaza (DEM)			
	AV	Elec Day	TOTAL	AV	Elec Day	TOTAL	AV	Elec Day	TOTAL	AV	Elec Day	TOTAL	AV	Elec Day	TOTAL	AV	Elec Day	TOTAL	
ST. CLAIR SHORES																			
13	859	33	23	56	110	71	181	43	39	82	41	40	81	34	33	67	24	13	37
14	245	3	13	16	10	13	23	9	16	25	11	22	33	19	14	33	5	9	14
15	623	17	22	39	51	45	96	32	48	80	44	35	79	38	40	78	12	9	21
16	685	24	28	52	57	44	101	23	19	42	57	35	92	59	44	103	18	15	33
17	688	25	27	52	51	50	101	22	25	47	53	42	95	54	43	97	16	18	34
18	542	28	35	63	22	31	53	11	26	37	41	45	86	34	37	71	10	18	28
19	485	18	20	38	29	31	60	9	18	27	41	27	68	32	23	55	25	16	41
20	408	18	24	42	22	30	52	9	9	18	26	34	60	24	31	55	7	7	14
21	487	9	21	30	27	35	62	14	43	57	34	45	79	31	32	63	13	15	28
22	391	9	24	33	18	32	50	12	17	29	22	25	47	17	35	52	2	13	15
23	543	15	30	45	30	37	67	14	20	34	43	51	94	33	36	69	13	13	26
24	818	60	25	85	48	27	75	16	23	39	79	33	112	80	34	114	20	12	32
	6,774	259	292	551	475	446	921	214	303	517	492	434	926	455	402	857	165	158	323
TOTALS																			
	6,774	259	292	551	475	446	921	214	303	517	492	434	926	455	402	857	165	158	323

■ Yellow in the TOTALS column means precinct hasn't reported
N/A indicates AV (Absentee) results are included in Elec Day results

These same results may also be obtained via:

- > Election Telephone Hotline: 586.469.5209
- > 24-Hour Fax (Within MI): 1.888.99.CLERK (request document number 6700)
- > 24-Hour Fax (Outside of MI): 1.310.575.5035 (request document number 6700)



Election Results

Charter Commissioner - District 25 One 2-year maximum term

Official results, updated August 18, 9:56 AM

[Race List](#) | [Race Summary](#) | [Race Details](#) | [Race Details \(Printer Friendly\)](#)

POLL BOOK TOTALS	Charles Medley (REP)			Daniel Acciavatti (REP)			Tracy Swanger (DEM)			
	AV	Elec Day	TOTAL	AV	Elec Day	TOTAL	AV	Elec Day	TOTAL	
CHESTERFIELD CHARTER TOWNSHIP										
01	437	N/A	40	40	N/A	147	147	N/A	151	151
02	342	N/A	27	27	N/A	114	114	N/A	103	103
03	396	N/A	21	21	N/A	107	107	N/A	137	137
05	457	N/A	56	56	N/A	109	109	N/A	165	165
06	352	N/A	38	38	N/A	129	129	N/A	107	107
07	373	N/A	45	45	N/A	100	100	N/A	126	126
08	366	N/A	45	45	N/A	101	101	N/A	112	112
09	309	N/A	40	40	N/A	68	68	N/A	114	114
10	607	N/A	69	69	N/A	231	231	N/A	154	154
11	201	N/A	22	22	N/A	39	39	N/A	78	78
15	57	N/A	5	5	N/A	8	8	N/A	29	29
16	206	N/A	13	13	N/A	68	68	N/A	74	74
17	115	N/A	7	7	N/A	19	19	N/A	32	32
	4,218	N/A	428	428	N/A	1,240	1,240	N/A	1,382	1,382
TOTALS										
	4,218	0	428	428	0	1,240	1,240	0	1,382	1,382

■ Yellow in the TOTALS column means precinct hasn't reported
 N/A indicates AV (Absentee) results are included in Elec Day results

These same results may also be obtained via:

- > Election Telephone Hotline: 586.469.5209
- > 24-Hour Fax (Within MI): 1.888.99.CLERK (request document number 6700)
- > 24-Hour Fax (Outside of MI): 1.310.575.5035 (request document number 6700)



Election Results

Charter Commissioner - District 25 One 2-year maximum term

Official results, updated August 18, 9:56 AM

[Race List](#) | [Race Summary](#) | [Race Details](#) | [Race Details \(Printer Friendly\)](#)

POLL BOOK TOTALS	Charles Medley (REP)			Daniel Acciavatti (REP)			Tracy Swanger (DEM)			
	AV	Elec Day	TOTAL	AV	Elec Day	TOTAL	AV	Elec Day	TOTAL	
CHESTERFIELD CHARTER TOWNSHIP										
01	437	N/A	40	40	N/A	147	147	N/A	151	151
02	342	N/A	27	27	N/A	114	114	N/A	103	103
03	396	N/A	21	21	N/A	107	107	N/A	137	137
05	457	N/A	56	56	N/A	109	109	N/A	165	165
06	352	N/A	38	38	N/A	129	129	N/A	107	107
07	373	N/A	45	45	N/A	100	100	N/A	126	126
08	366	N/A	45	45	N/A	101	101	N/A	112	112
09	309	N/A	40	40	N/A	68	68	N/A	114	114
10	607	N/A	69	69	N/A	231	231	N/A	154	154
11	201	N/A	22	22	N/A	39	39	N/A	78	78
15	57	N/A	5	5	N/A	8	8	N/A	29	29
16	206	N/A	13	13	N/A	68	68	N/A	74	74
17	115	N/A	7	7	N/A	19	19	N/A	32	32
	4,218	N/A	428	428	N/A	1,240	1,240	N/A	1,382	1,382
TOTALS										
	4,218	0	428	428	0	1,240	1,240	0	1,382	1,382

■ Yellow in the TOTALS column means precinct hasn't reported
N/A indicates AV (Absentee) results are included in Elec Day results

These same results may also be obtained via:

- > Election Telephone Hotline: 586.469.5209
- > 24-Hour Fax (Within MI): 1.888.99.CLERK (request document number 6700)
- > 24-Hour Fax (Outside of MI): 1.310.575.5035 (request document number 6700)



Election Results

Charter Commissioner - District 26 One 2-year maximum term

Official results, updated August 18, 9:56 AM

[Race List](#) | [Race Summary](#) | [Race Details](#) | [Race Details \(Printer Friendly\)](#)

POLL BOOK TOTALS	David J. Nutt (REP)			Jerome P. Cada (REP)			Robert C. Brandenburg (REP)			Roger M. Krzeminski (REP)			Stuart K. Jason (REP)			Thomas Christ (REP)			Anthony Wickersham (DEM)			Charles T. Missig (DEM)			
	AV	Elec Day	TOTAL	AV	Elec Day	TOTAL	AV	Elec Day	TOTAL	AV	Elec Day	TOTAL	AV	Elec Day	TOTAL	AV	Elec Day	TOTAL	AV	Elec Day	TOTAL	AV	Elec Day	TOTAL	
MACOMB TOWNSHIP																									
03	202	0	3	3	0	1	1	7	27	34	8	18	26	0	7	7	1	2	3	5	10	15	7	25	32
04	279	2	2	4	0	1	1	9	46	55	8	19	27	1	3	4	2	8	10	5	18	23	2	24	26
05	268	3	5	8	0	2	2	17	31	48	11	25	36	2	4	6	2	8	10	11	11	22	6	6	12
06	298	6	3	9	3	0	3	32	22	54	15	6	21	3	0	3	7	6	13	27	9	36	8	15	23
07	255	1	2	3	2	2	4	12	30	42	19	14	33	1	2	3	2	3	5	2	16	18	4	20	24
08	253	1	4	5	2	1	3	18	17	35	22	25	47	2	0	2	2	11	13	10	9	19	5	18	23
10	213	0	4	4	0	1	1	9	21	30	2	7	9	2	3	5	3	11	14	9	19	28	8	21	29
11	317	4	3	7	0	3	3	24	28	52	8	21	29	2	2	4	2	6	8	14	35	49	6	25	31
12	287	3	3	6	2	0	2	28	26	54	11	21	32	1	2	3	2	9	11	15	14	29	4	18	22
13	217	0	3	3	0	1	1	9	24	33	11	30	41	1	13	14	5	7	12	2	15	17	1	22	23
14	281	3	6	9	2	2	4	15	22	37	8	15	23	3	9	12	4	3	7	6	15	21	9	32	41
17	207	0	3	3	0	2	2	11	24	35	9	18	27	0	4	4	2	5	7	4	16	20	2	13	15
18	193	1	1	2	1	1	2	13	12	25	3	4	7	2	2	4	4	4	8	10	9	19	13	21	34
19	68	0	1	1	1	0	1	1	5	6	4	3	7	0	2	2	2	2	4	2	4	6	1	6	7
20	190	1	3	4	2	1	3	12	17	29	9	13	22	0	5	5	3	2	5	9	12	21	4	17	21
28	125	0	2	2	0	0	0	6	8	14	1	7	8	2	1	3	3	5	8	4	8	12	4	10	14
29	150	1	1	2	0	1	1	2	17	19	1	13	14	0	6	6	2	1	3	2	10	12	2	12	14

■ Yellow in the TOTALS column means precinct hasn't reported
N/A indicates AV (Absentee) results are included in Elec Day results

These same results may also be obtained via:

- > Election Telephone Hotline: 586.469.5209
- > 24-Hour Fax (Within MI): 1.888.99.CLERK (request document number 6700)
- > 24-Hour Fax (Outside of MI): 1.310.575.5035 (request document number 6700)



Election Results

Charter Commissioner - District 26 One 2-year maximum term

Official results, updated August 18, 9:56 AM

[Race List](#) | [Race Summary](#) | [Race Details](#) | [Race Details \(Printer Friendly\)](#)

POLL BOOK TOTALS	David J. Nutt (REP)			Jerome P. Cada (REP)			Robert C. Brandenburg (REP)			Roger M. Krzeminski (REP)			Stuart K. Jason (REP)			Thomas Christ (REP)			Anthony Wickersham (DEM)			Charles T. Missig (DEM)			Dwayne A. Haywood (DEM)			Monika Kreft Leasure (DEM)				
	AV	Elec Day	TOTAL	AV	Elec Day	TOTAL	AV	Elec Day	TOTAL	AV	Elec Day	TOTAL	AV	Elec Day	TOTAL	AV	Elec Day	TOTAL	AV	Elec Day	TOTAL	AV	Elec Day	TOTAL	AV	Elec Day	TOTAL	AV	Elec Day	TOTAL		
MACOMB TOWNSHIP																																
03	202	0	3	3	0	1	1	7	27	34	8	18	26	0	7	7	1	2	3	5	10	15	7	25	32	1	6	7	3	7	10	
04	279	2	2	4	0	1	1	9	46	55	8	19	27	1	3	4	2	8	10	5	18	23	2	24	26	5	9	14	15	35	50	
05	268	3	5	8	0	2	2	17	31	48	11	25	36	2	4	6	2	8	10	11	11	22	6	6	12	2	7	9	25	15	40	
06	298	6	3	9	3	0	3	32	22	54	15	6	21	3	0	3	7	6	13	27	9	36	8	15	23	8	5	13	20	16	36	
07	255	1	2	3	2	2	4	12	30	42	19	14	33	1	2	3	2	3	5	2	16	18	4	20	24	3	7	10	11	12	23	
08	253	1	4	5	2	1	3	18	17	35	22	25	47	2	0	2	2	11	13	10	9	19	5	18	23	5	5	10	10	16	26	
10	213	0	4	4	0	1	1	9	21	30	2	7	9	2	3	5	3	11	14	9	19	28	8	21	29	4	9	13	17	13	30	
11	317	4	3	7	0	3	3	24	28	52	8	21	29	2	2	4	2	6	8	14	35	49	6	25	31	3	15	18	9	11	20	
12	287	3	3	6	2	0	2	28	26	54	11	21	32	1	2	3	2	9	11	15	14	29	4	18	22	4	10	14	9	15	24	
13	217	0	3	3	0	1	1	9	24	33	11	30	41	1	13	14	5	7	12	2	15	17	1	22	23	1	3	4	3	18	21	
14	281	3	6	9	2	2	4	15	22	37	8	15	23	3	9	12	4	3	7	6	15	21	9	32	41	4	4	8	14	9	23	
17	207	0	3	3	0	2	2	11	24	35	9	18	27	0	4	4	2	5	7	4	16	20	2	13	15	3	12	15	6	11	17	
18	193	1	1	2	1	1	2	13	12	25	3	4	7	2	2	4	4	4	8	10	9	19	13	21	34	5	13	18	17	18	35	
19	68	0	1	1	1	0	1	1	5	6	4	3	7	0	2	2	2	2	4	2	4	6	1	6	7	1	3	4	4	4	8	
20	190	1	3	4	2	1	3	12	17	29	9	13	22	0	5	5	3	2	5	9	12	21	4	17	21	3	7	10	6	9	15	
28	125	0	2	2	0	0	0	6	8	14	1	7	8	2	1	3	3	5	8	4	8	12	4	10	14	0	4	4	0	8	8	
29	150	1	1	2	0	1	1	2	17	19	1	13	14	0	6	6	2	1	3	2	10	12	2	12	14	6	14	20	3	10	13	
30	213	3	5	8	2	0	2	7	26	33	8	10	18	2	9	11	1	3	4	6	17	23	5	8	13	3	8	11	9	10	19	
33	211	1	3	4	0	0	0	11	12	23	11	13	24	0	4	4	2	6	8	13	10	23	12	14	26	6	4	10	10	13	23	
35	132	0	2	2	1	2	3	7	11	18	6	6	12	0	5	5	1	2	3	7	6	13	0	11	11	2	5	7	2	8	10	
TOTALS	4,359	30	59	89	18	21	39	250	426	676	175	288	463	24	83	107	52	104	156	163	263	426	103	338	441	69	150	219	193	258	451	

Yellow in the TOTALS column means precinct hasn't reported
N/A indicates AV (Absentee) results are included in Elec Day results

- These same results may also be obtained via:
- > Election Telephone Hotline: 586.469.5209
 - > 24-Hour Fax (Within MI): 1.888.99.CLERK (request document number 6700)
 - > 24-Hour Fax (Outside of MI): 1.310.575.5035 (request document number 6700)



Election Results

District Court Judge - District 38

One 6-year term

Incumbent Position

Official results, updated August 18, 9:56 AM

[Race List](#) | [Race Summary](#) | [Race Details](#) | [Race Details \(Printer Friendly\)](#)

POLL BOOK TOTALS	Andrea J. Ferrara			Carl F. Gerds, III			Colleen C. Cohan			Kathleen G. Galen			Mark Cardellio			Norene S. Redmond			
	AV	Elec Day	TOTAL	AV	Elec Day	TOTAL	AV	Elec Day	TOTAL	AV	Elec Day	TOTAL	AV	Elec Day	TOTAL	AV	Elec Day	TOTAL	
EASTPOINTE																			
01	329	N/A	10	10	N/A	32	32	N/A	37	37	N/A	89	89	N/A	9	9	N/A	131	131
02	378	N/A	9	9	N/A	87	87	N/A	50	50	N/A	88	88	N/A	7	7	N/A	118	118
03	467	N/A	23	23	N/A	98	98	N/A	47	47	N/A	55	55	N/A	26	26	N/A	207	207
04	428	N/A	13	13	N/A	54	54	N/A	53	53	N/A	82	82	N/A	8	8	N/A	196	196
05	371	N/A	15	15	N/A	88	88	N/A	37	37	N/A	45	45	N/A	13	13	N/A	157	157
06	311	N/A	6	6	N/A	64	64	N/A	39	39	N/A	66	66	N/A	7	7	N/A	121	121
07	438	N/A	17	17	N/A	57	57	N/A	121	121	N/A	73	73	N/A	11	11	N/A	145	145
08	343	N/A	17	17	N/A	32	32	N/A	91	91	N/A	68	68	N/A	9	9	N/A	109	109
09	293	N/A	11	11	N/A	68	68	N/A	37	37	N/A	42	42	N/A	11	11	N/A	107	107
10	279	N/A	5	5	N/A	45	45	N/A	34	34	N/A	53	53	N/A	15	15	N/A	115	115
11	327	N/A	20	20	N/A	51	51	N/A	43	43	N/A	49	49	N/A	3	3	N/A	140	140
12	419	N/A	16	16	N/A	81	81	N/A	45	45	N/A	80	80	N/A	11	11	N/A	166	166
13	413	N/A	17	17	N/A	70	70	N/A	48	48	N/A	64	64	N/A	31	31	N/A	167	167
14	532	N/A	21	21	N/A	103	103	N/A	85	85	N/A	46	46	N/A	22	22	N/A	222	222
	5,328	N/A	200	200	N/A	930	930	N/A	767	767	N/A	900	900	N/A	183	183	N/A	2,101	2,101
TOTALS																			
	5,328	0	200	200	0	930	930	0	767	767	0	900	900	0	183	183	0	2,101	2,101

 Yellow in the TOTALS column means precinct hasn't reported
 N/A indicates AV (Absentee) results are included in Elec Day results

These same results may also be obtained via:

- > Election Telephone Hotline: 586.469.5209
- > 24-Hour Fax (Within MI): 1.888.99.CLERK (request document number 6700)
- > 24-Hour Fax (Outside of MI): 1.310.575.5035 (request document number 6700)



Election Results

District Court Judge - District 38

One 6-year term

Incumbent Position

Official results, updated August 18, 9:56 AM

[Race List](#) | [Race Summary](#) | [Race Details](#) | [Race Details \(Printer Friendly\)](#)

POLL BOOK TOTALS	Andrea J. Ferrara			Carl F. Gerds, III			Colleen C. Cohan			Kathleen G. Galen			Mark Cardellio			Norene S. Redmond		
	AV	Elec Day	TOTAL	AV	Elec Day	TOTAL	AV	Elec Day	TOTAL	AV	Elec Day	TOTAL	AV	Elec Day	TOTAL	AV	Elec Day	TOTAL

EASTPOINTE																			
01	329	N/A	10	10	N/A	32	32	N/A	37	37	N/A	89	89	N/A	9	9	N/A	131	131
02	378	N/A	9	9	N/A	87	87	N/A	50	50	N/A	88	88	N/A	7	7	N/A	118	118
03	467	N/A	23	23	N/A	98	98	N/A	47	47	N/A	55	55	N/A	26	26	N/A	207	207
04	428	N/A	13	13	N/A	54	54	N/A	53	53	N/A	82	82	N/A	8	8	N/A	196	196
05	371	N/A	15	15	N/A	88	88	N/A	37	37	N/A	45	45	N/A	13	13	N/A	157	157
06	311	N/A	6	6	N/A	64	64	N/A	39	39	N/A	66	66	N/A	7	7	N/A	121	121
07	438	N/A	17	17	N/A	57	57	N/A	121	121	N/A	73	73	N/A	11	11	N/A	145	145
08	343	N/A	17	17	N/A	32	32	N/A	91	91	N/A	68	68	N/A	9	9	N/A	109	109
09	293	N/A	11	11	N/A	68	68	N/A	37	37	N/A	42	42	N/A	11	11	N/A	107	107
10	279	N/A	5	5	N/A	45	45	N/A	34	34	N/A	53	53	N/A	15	15	N/A	115	115
11	327	N/A	20	20	N/A	51	51	N/A	43	43	N/A	49	49	N/A	3	3	N/A	140	140
12	419	N/A	16	16	N/A	81	81	N/A	45	45	N/A	80	80	N/A	11	11	N/A	166	166
13	413	N/A	17	17	N/A	70	70	N/A	48	48	N/A	64	64	N/A	31	31	N/A	167	167
14	532	N/A	21	21	N/A	103	103	N/A	85	85	N/A	46	46	N/A	22	22	N/A	222	222
	5,328	N/A	200	200	N/A	930	930	N/A	767	767	N/A	900	900	N/A	183	183	N/A	2,101	2,101
TOTALS																			
	5,328	0	200	200	0	930	930	0	767	767	0	900	900	0	183	183	0	2,101	2,101

■ Yellow in the TOTALS column means precinct hasn't reported
 N/A indicates AV (Absentee) results are included in Elec Day results

These same results may also be obtained via:

- > Election Telephone Hotline: 586.469.5209
- > 24-Hour Fax (Within MI): 1.888.99.CLERK (request document number 6700)
- > 24-Hour Fax (Outside of MI): 1.310.575.5035 (request document number 6700)



Election Results

Macomb County Zoological Authority Millage

Official results, updated August 18, 9:56 AM

[Race List](#) | [Race Summary](#) | [Race Details](#) | [Race Details \(Printer Friendly\)](#)

POLL BOOK TOTALS	YES			NO			
	AV	Elec Day	TOTAL	AV	Elec Day	TOTAL	
ARMADA TOWNSHIP							
01	790	70	240	310	129	137	266
02	449	36	162	198	56	113	169
	1,239	106	402	508	185	250	435
BRUCE TOWNSHIP							
01	526	74	188	262	82	96	178
02	923	112	368	480	143	178	321
03	507	80	194	274	97	87	184
04	565	52	229	281	99	116	215
	2,521	318	979	1,297	421	477	898
CENTER LINE							
01	364	38	187	225	37	42	79
02	246	62	114	176	19	11	30
03	316	48	151	199	40	37	77
04	183	13	101	114	11	21	32
05	225	39	113	152	24	19	43
	1,334	200	666	866	131	130	261
CHESTERFIELD CHARTER TOWNSHIP							
01	437	N/A	254	254	N/A	128	128
02	342	N/A	171	171	N/A	121	121

■ Yellow in the TOTALS column means precinct hasn't reported
 N/A indicates AV (Absentee) results are included in Elec Day results

These same results may also be obtained via:

- > Election Telephone Hotline: 586.469.5209
- > 24-Hour Fax (Within MI): 1.888.99.CLERK (request document number 6700)
- > 24-Hour Fax (Outside of MI): 1.310.575.5035 (request document number 6700)



Election Results

Macomb County Zoological Authority Millage

Official results, updated August 18, 9:56 AM

[Race List](#) | [Race Summary](#) | [Race Details](#) | [Race Details \(Printer Friendly\)](#)

	POLL BOOK TOTALS	YES			NO		
		AV	Elec Day	TOTAL	AV	Elec Day	TOTAL
ARMADA TOWNSHIP							
01	790	70	240	310	129	137	266
02	449	36	162	198	56	113	169
	1,239	106	402	508	185	250	435
BRUCE TOWNSHIP							
01	526	74	188	262	82	96	178
02	923	112	368	480	143	178	321
03	507	80	194	274	97	87	184
04	565	52	229	281	99	116	215
	2,521	318	979	1,297	421	477	898
CENTER LINE							
01	364	38	187	225	37	42	79
02	246	62	114	176	19	11	30
03	316	48	151	199	40	37	77
04	183	13	101	114	11	21	32
05	225	39	113	152	24	19	43
	1,334	200	666	866	131	130	261
CHESTERFIELD CHARTER TOWNSHIP							
01	437	N/A	254	254	N/A	128	128
02	342	N/A	171	171	N/A	121	121
03	396	N/A	227	227	N/A	127	127
04	126	N/A	78	78	N/A	34	34
05	457	N/A	256	256	N/A	126	126
06	352	N/A	205	205	N/A	108	108
07	373	N/A	221	221	N/A	114	114
08	366	N/A	165	165	N/A	140	140
09	309	N/A	170	170	N/A	101	101
10	607	N/A	249	249	N/A	270	270
11	201	N/A	126	126	N/A	58	58
12	220	N/A	105	105	N/A	74	74
13	352	N/A	191	191	N/A	112	112
14	167	N/A	95	95	N/A	59	59
15	57	N/A	42	42	N/A	5	5
16	206	N/A	122	122	N/A	71	71
17	115	N/A	56	56	N/A	45	45
18	227	N/A	145	145	N/A	62	62

19	202	N/A	99	99	N/A	75	75
20	234	N/A	125	125	N/A	86	86
	5,746	N/A	3,102	3,102	N/A	1,916	1,916
CLINTON TOWNSHIP							
01	348	87	105	192	95	21	116
02	144	31	54	85	30	16	46
03	195	41	90	131	24	20	44
04	197	53	53	106	41	13	54
05	107	12	51	63	14	12	26
06	327	72	126	198	63	30	93
07	194	48	63	111	40	28	68
08	239	48	97	145	38	29	67
09	199	31	88	119	34	25	59
10	537	141	157	298	137	28	165
11	244	33	109	142	29	38	67
12	128	22	50	72	27	15	42
13	177	22	78	100	23	34	57
14	123	33	37	70	26	9	35
15	268	51	109	160	45	39	84
16	324	65	94	159	92	13	105
17	240	44	107	151	35	21	56
18	330	68	118	186	82	29	111
19	353	72	109	181	87	28	115
20	192	32	85	117	29	30	59
21	221	69	71	140	40	8	48
22	256	64	97	161	52	14	66
23	455	105	153	258	103	47	150
24	270	54	78	132	73	22	95
25	243	82	85	167	38	17	55
26	453	107	140	247	90	42	132
27	328	62	94	156	110	18	128
28	68	17	24	41	9	7	16
29	438	71	187	258	68	53	121
30	288	66	106	172	69	24	93
31	230	43	127	170	22	21	43
32	289	46	74	120	98	28	126
33	399	83	136	219	83	26	109
34	66	12	32	44	12	6	18
35	685	190	144	334	192	48	240
36	313	75	117	192	67	23	90
37	496	121	132	253	129	37	166
38	280	27	144	171	32	45	77
39	334	93	79	172	94	28	122
40	370	81	165	246	50	46	96
41	307	58	104	162	73	28	101
42	346	94	101	195	83	13	96
43	143	37	46	83	27	16	43
44	500	133	134	267	132	33	165

45	293	63	97	160	62	30	92
46	491	153	56	209	170	19	189
	13,428	3,012	4,503	7,515	2,969	1,177	4,146
EASTPOINTE							
01	329	N/A	216	216	N/A	86	86
02	378	N/A	267	267	N/A	79	79
03	467	N/A	330	330	N/A	107	107
04	428	N/A	288	288	N/A	99	99
05	371	N/A	249	249	N/A	96	96
06	311	N/A	229	229	N/A	60	60
07	438	N/A	291	291	N/A	114	114
08	343	N/A	211	211	N/A	110	110
09	293	N/A	203	203	N/A	69	69
10	279	N/A	206	206	N/A	57	57
11	327	N/A	216	216	N/A	86	86
12	419	N/A	295	295	N/A	91	91
13	413	N/A	273	273	N/A	105	105
14	532	N/A	333	333	N/A	147	147
	5,328	N/A	3,607	3,607	N/A	1,306	1,306
FRASER							
01	258	37	110	147	39	39	78
02	397	54	180	234	55	48	103
03	580	116	233	349	76	41	117
04	337	53	133	186	55	37	92
05	157	25	77	102	18	13	31
06	415	56	203	259	65	36	101
07	260	53	89	142	57	25	82
	2,404	394	1,025	1,419	365	239	604
HARRISON CHARTER TOWNSHIP							
01	388	76	166	242	59	34	93
02	292	52	104	156	61	31	92
03	351	45	159	204	45	54	99
04	664	108	259	367	85	94	179
05	598	74	224	298	101	100	201
06	570	82	249	331	84	61	145
07	672	130	260	390	94	80	174
08	87	27	31	58	17	2	19
09	455	73	117	190	99	63	162
10	388	47	164	211	59	52	111
11	284	76	95	171	45	24	69
12	165	24	71	95	24	24	48
	4,914	814	1,899	2,713	773	619	1,392
LAKE TOWNSHIP							
01	21	N/A	16	16	N/A	3	3
	21	N/A	16	16	N/A	3	3
LENOX TOWNSHIP							
01	406	N/A	189	189	N/A	164	164
02	472	N/A	218	218	N/A	155	155
03	536	N/A	325	325	N/A	182	182

04	193	N/A	141	141	N/A	44	44
	1,607	N/A	873	873	N/A	545	545
MACOMB TOWNSHIP							
01	184	19	77	96	34	25	59
02	330	44	132	176	50	47	97
03	202	24	101	125	24	29	53
04	279	20	142	162	36	54	90
05	268	33	115	148	53	29	82
06	298	62	74	136	72	25	97
07	255	26	120	146	41	38	79
08	253	33	105	138	53	28	81
09	134	21	51	72	25	20	45
10	213	26	110	136	25	20	45
11	317	34	158	192	50	42	92
12	287	50	112	162	46	36	82
13	217	17	125	142	20	24	44
14	281	23	130	153	53	43	96
15	319	61	90	151	78	23	101
16	211	11	108	119	33	39	72
17	207	12	94	106	23	38	61
18	193	37	82	119	36	11	47
19	68	12	32	44	4	7	11
20	190	21	84	105	29	26	55
21	324	78	86	164	68	24	92
22	343	53	119	172	78	36	114
23	366	73	114	187	87	31	118
24	288	36	91	127	71	39	110
25	117	10	53	63	14	24	38
26	120	17	46	63	16	22	38
27	122	6	55	61	17	27	44
28	125	6	70	76	13	24	37
29	150	5	92	97	15	26	41
30	213	20	91	111	36	37	73
31	142	18	48	66	30	13	43
32	134	6	64	70	18	33	51
33	211	46	85	131	33	15	48
34	164	17	75	92	25	30	55
35	132	18	64	82	13	19	32
	7,657	995	3,195	4,190	1,319	1,004	2,323
MEMPHIS							
01	92	N/A	47	47	N/A	31	31
	92	N/A	47	47	N/A	31	31
MT. CLEMENS							
01	240	34	85	119	31	18	49
02	425	55	233	288	40	29	69
03	200	24	103	127	16	36	52
04	209	15	120	135	22	28	50
05	221	51	65	116	26	15	41
06							

	231	29	110	139	20	33	53
08	177	29	78	107	31	21	52
09	415	64	170	234	72	44	116
	2,118	301	964	1,265	258	224	482

NEW BALTIMORE

01	257	31	125	156	49	32	81
02	256	47	101	148	43	24	67
03	401	54	183	237	59	56	115
04	314	76	99	175	60	27	87
05	333	43	148	191	53	49	102
	1,561	251	656	907	264	188	452

RAY TOWNSHIP

01	405	26	112	138	37	98	135
02	588	49	163	212	93	106	199
	993	75	275	350	130	204	334

RICHMOND TOWNSHIP

01	255	N/A	140	140	N/A	87	87
02	217	N/A	128	128	N/A	63	63
	472	N/A	268	268	N/A	150	150

RICHMOND CITY

01	511	N/A	260	260	N/A	184	184
02	331	N/A	173	173	N/A	111	111
	842	N/A	433	433	N/A	295	295

ROSEVILLE

01	166	24	71	95	29	22	51
02	216	37	84	121	32	26	58
03	322	72	88	160	67	31	98
04	259	61	76	137	53	31	84
05	402	86	148	234	65	42	107
06	265	30	141	171	41	26	67
07	177	16	86	102	28	19	47
08	323	47	124	171	57	34	91
09	287	37	101	138	72	35	107
10	152	18	63	81	41	12	53
11	185	24	69	93	43	16	59
12	218	41	76	117	39	25	64
13	185	29	81	110	32	18	50
14	281	62	109	171	34	32	66
15	459	115	160	275	80	34	114
16	475	78	184	262	93	42	135
17	202	36	79	115	39	30	69
18	369	62	123	185	78	44	122
19	225	26	117	143	26	33	59
20	270	34	113	147	52	37	89
21	255	53	92	145	50	18	68
	5,693	988	2,185	3,173	1,051	607	1,658

SHELBY TOWNSHIP

01	648	63	235	298	100	91	191
02	526	74	188	262	107	72	179

03	266	26	125	151	43	35	78
04	451	59	170	229	79	66	145
05	562	76	178	254	129	66	195
06	202	21	82	103	31	31	62
07	730	119	236	355	124	96	220
08	365	51	140	191	48	59	107
09	193	24	91	115	26	22	48
10	338	53	119	172	43	60	103
11	364	48	123	171	68	64	132
12	532	58	192	250	85	74	159
13	346	47	136	183	54	46	100
14	518	54	188	242	63	100	163
15	335	35	114	149	46	45	91
16	691	99	259	358	120	93	213
17	575	73	220	293	71	96	167
18	340	74	113	187	49	36	85
19	393	57	135	192	53	59	112
20	244	53	58	111	37	31	68
21	122	20	56	76	18	16	34
22	748	124	216	340	137	100	237
23	658	74	218	292	119	95	214
24	819	116	271	387	129	115	244
25	527	86	188	274	88	53	141
26	576	132	103	235	155	27	182
27	457	75	137	212	76	55	131
28	829	166	163	329	237	62	299
29	210	8	106	114	28	45	73
	13,565	1,965	4,560	6,525	2,363	1,810	4,173

ST. CLAIR SHORES

01	906	249	305	554	175	62	237
02	517	106	237	343	81	46	127
03	547	114	250	364	87	38	125
04	403	74	178	252	67	39	106
05	568	94	278	372	76	69	145
06	598	119	267	386	95	40	135
07	383	51	211	262	58	31	89
08	560	106	230	336	116	33	149
09	377	97	105	202	83	36	119
10	672	117	281	398	132	70	202
11	313	88	118	206	47	22	69
12	681	128	309	437	98	66	164
13	859	182	335	517	163	83	246
14	245	46	132	178	26	19	45
15	623	142	257	399	112	47	159
16	685	145	266	411	189	49	238
17	688	127	300	427	155	61	216
18	542	105	256	361	109	52	161
19	485	104	199	303	97	58	155

20	408	97	184	281	71	40	111
21	487	82	216	298	104	65	169
22	391	68	203	271	58	46	104
23	543	97	235	332	120	55	175
24	818	222	275	497	209	61	270
	13,299	2,760	5,627	8,387	2,528	1,188	3,716

STERLING HEIGHTS

01	295	85	106	191	50	24	74
02	363	68	157	225	62	34	96
03	382	81	135	216	77	27	104
04	524	89	224	313	94	50	144
05	537	130	187	317	107	31	138
06	447	86	157	243	89	44	133
08	159	30	79	109	26	8	34
09	332	64	145	209	66	25	91
10	356	76	138	214	69	20	89
11	394	86	120	206	72	47	119
12	305	57	128	185	49	28	77
13	159	29	59	88	28	18	46
14	137	37	39	76	30	11	41
15	244	60	85	145	51	17	68
16	211	46	83	129	42	8	50
17	274	40	112	152	63	27	90
18	218	50	89	139	34	21	55
19	290	54	118	172	45	36	81
20	458	84	187	271	84	44	128
21	220	56	64	120	39	12	51
22	221	30	96	126	45	34	79
23	199	32	107	139	27	22	49
24	227	45	103	148	36	22	58
25	262	42	128	170	41	25	66
26	279	48	127	175	42	21	63
27	185	26	94	120	20	24	44
28	335	77	121	198	58	31	89
29	202	25	105	130	22	32	54
30	281	52	121	173	38	37	75
31	301	48	140	188	34	29	63
32	409	61	190	251	64	57	121
33	282	37	140	177	40	30	70
34	347	62	142	204	51	40	91
35	164	25	90	115	20	23	43
36	109	34	45	79	8	2	10
37	280	47	109	156	71	29	100
38	316	51	144	195	42	28	70
39	163	19	88	107	25	10	35
40	498	112	180	292	88	50	138
41	380	59	192	251	56	38	94
42	132	49	17	66	23	7	30
43							

	270	33	119	152	53	31	84
44	137	19	80	99	16	13	29
45	229	50	72	122	38	34	72
46	275	63	99	162	51	26	77
47	162	25	72	97	22	17	39
48	265	47	101	148	49	20	69
49	383	90	137	227	68	38	106
50	607	171	153	324	122	50	172
51	350	92	110	202	72	18	90
52	286	57	105	162	54	29	83
	14,841	2,936	5,939	8,875	2,573	1,399	3,972

UTICA

01	102	N/A	56	56	N/A	26	26
02	279	N/A	155	155	N/A	92	92
03	222	N/A	131	131	N/A	47	47
	603	N/A	342	342	N/A	165	165

WARREN

01	45	8	31	39	2	0	2
02	120	17	54	71	20	11	31
03	132	23	68	91	13	12	25
04	218	19	118	137	23	25	48
06	122	8	68	76	16	12	28
08	147	19	66	85	16	21	37
10	250	36	112	148	38	16	54
11	128	8	74	82	14	18	32
12	186	26	99	125	12	28	40
13	235	42	100	142	35	25	60
15	64	5	36	41	5	9	14
16	67	7	31	38	9	6	15
17	74	7	35	42	10	10	20
18	78	8	44	52	8	11	19
20	86	5	52	57	9	9	18
21	69	9	39	48	11	8	19
22	69	4	45	49	5	9	14
23	93	9	46	55	10	12	22
24	118	17	64	81	9	14	23
26	115	11	67	78	10	12	22
27	74	6	37	43	12	13	25
28	115	15	61	76	12	16	28
29	280	33	139	172	28	32	60
32	109	5	61	66	11	14	25
33	94	11	60	71	7	7	14
34	142	22	81	103	12	7	19
36	153	21	78	99	21	14	35
37	126	19	67	86	14	10	24
38	97	12	53	65	4	12	16
39	153	23	80	103	22	18	40
40	137	18	66	84	12	12	24
41	129	18	68	86	20	9	29

42	338	72	129	201	55	15	70
43	39	4	19	23	6	4	10
45	160	28	71	99	10	15	25
46	306	41	148	189	32	37	69
47	99	12	49	61	7	9	16
48	383	96	117	213	64	19	83
49	152	30	65	95	17	12	29
50	272	24	142	166	49	30	79
52	133	9	78	87	5	26	31
53	284	42	109	151	64	23	87
55	227	46	83	129	44	13	57
56	260	56	92	148	51	22	73
58	304	70	94	164	59	29	88
60	229	36	99	135	26	27	53
61	280	62	116	178	36	15	51
62	303	83	91	174	41	31	72
63	219	44	97	141	37	15	52
64	265	56	100	156	41	16	57
66	229	48	90	138	32	23	55
67	313	71	119	190	62	23	85
68	238	33	87	120	37	29	66
69	246	46	99	145	33	13	46
70	227	37	96	133	31	24	55
71	238	40	87	127	48	18	66
72	164	19	75	94	22	30	52
72A	67	8	43	51	5	5	10
73	278	57	123	180	23	32	55
74	474	95	204	299	69	38	107
76	283	46	120	166	48	27	75
78	313	64	120	184	56	23	79
80	282	62	109	171	49	22	71
81	159	29	63	92	24	15	39
82	332	60	120	180	71	27	98
84	278	65	110	175	24	21	45
85	285	52	120	172	51	23	74
86	454	98	195	293	80	29	109
88	223	51	74	125	38	13	51
90	224	61	67	128	40	14	54
92	161	33	60	93	33	10	43
93	248	38	113	151	44	15	59
94	310	54	94	148	91	25	116
96	264	54	94	148	40	21	61
97	282	50	128	178	38	25	63
98	216	31	95	126	34	26	60
99	130	20	49	69	31	11	42
99A	342	82	116	198	61	27	88
100	140	21	60	81	25	9	34
101	211	34	92	126	28	24	52

102	208	32	104	136	23	21	44
103	231	44	87	131	43	19	62
105	246	38	114	152	37	25	62
106	445	104	128	232	104	22	126
108	323	47	124	171	66	36	102
109	305	41	127	168	51	44	95
110	281	59	100	159	52	27	79
	17,928	3,126	7,605	10,731	2,738	1,626	4,364
WASHINGTON TOWNSHIP							
01	434	65	202	267	54	55	109
02	800	147	279	426	173	89	262
03	788	99	305	404	141	120	261
04	416	55	198	253	64	56	120
05	769	92	295	387	128	142	270
06	766	131	314	445	155	109	264
07	648	113	235	348	84	118	202
08	575	88	213	301	117	81	198
09	608	39	275	314	85	119	204
	5,804	829	2,316	3,145	1,001	889	1,890
TOTALS							
	124,010	19,070	51,484	70,554	19,069	16,442	35,511

■ Yellow in the TOTALS column means precinct hasn't reported
N/A indicates AV (Absentee) results are included in Elec Day results

These same results may also be obtained via:

- > Election Telephone Hotline: 586.469.5209
- > 24-Hour Fax (Within MI): 1.888.99.CLERK (request document number 6700)
- > 24-Hour Fax (Outside of MI): 1.310.575.5035 (request document number 6700)



Election Results

Bruce Twp Millage Renewal Operation of Parks and Recreation

Official results, updated August 18, 9:56 AM

[Race List](#) | [Race Summary](#) | [Race Details](#) | [Race Details \(Printer Friendly\)](#)

	POLL BOOK TOTALS	YES			NO		
		AV	Elec Day	TOTAL	AV	Elec Day	TOTAL
BRUCE TOWNSHIP							
01	526	127	216	343	39	64	103
02	923	175	402	577	84	142	226
03	507	130	206	336	51	70	121
04	565	79	234	313	71	100	171
	2,521	511	1,058	1,569	245	376	621
TOTALS							
	2,521	511	1,058	1,569	245	376	621

■ Yellow in the TOTALS column means precinct hasn't reported
 N/A indicates AV (Absentee) results are included in Elec Day results

These same results may also be obtained via:

- > Election Telephone Hotline: 586.469.5209
- > 24-Hour Fax (Within MI): 1.888.99.CLERK (request document number 6700)
- > 24-Hour Fax (Outside of MI): 1.310.575.5035 (request document number 6700)



Election Results

Bruce Twp Millage Renewal Operation of Parks and Recreation

Official results, updated August 18, 9:56 AM

[Race List](#) | [Race Summary](#) | [Race Details](#) | [Race Details \(Printer Friendly\)](#)

POLL BOOK TOTALS	YES			NO			
	AV	Elec Day	TOTAL	AV	Elec Day	TOTAL	
BRUCE TOWNSHIP							
01	526	127	216	343	39	64	103
02	923	175	402	577	84	142	226
03	507	130	206	336	51	70	121
04	565	79	234	313	71	100	171
	2,521	511	1,058	1,569	245	376	621
TOTALS							
	2,521	511	1,058	1,569	245	376	621

■ Yellow in the TOTALS column means precinct hasn't reported
 N/A indicates AV (Absentee) results are included in Elec Day results

These same results may also be obtained via:

- > Election Telephone Hotline: 586.469.5209
- > 24-Hour Fax (Within MI): 1.888.99.CLERK (request document number 6700)
- > 24-Hour Fax (Outside of MI): 1.310.575.5035 (request document number 6700)



Election Results

Bruce Twp Millage Renewal Senior Citizen Transportation (STAR)

Official results, updated August 18, 9:56 AM

[Race List](#) | [Race Summary](#) | [Race Details](#) | [Race Details \(Printer Friendly\)](#)

	POLL BOOK TOTALS	YES			NO		
		AV	Elec Day	TOTAL	AV	Elec Day	TOTAL
BRUCE TOWNSHIP							
01	526	146	211	357	15	60	75
02	923	196	427	623	60	104	164
03	507	155	212	367	22	53	75
04	565	116	265	381	33	73	106
	2,521	613	1,115	1,728	130	290	420
TOTALS							
	2,521	613	1,115	1,728	130	290	420

■ Yellow in the TOTALS column means precinct hasn't reported
 N/A indicates AV (Absentee) results are included in Elec Day results

These same results may also be obtained via:

- > Election Telephone Hotline: 586.469.5209
- > 24-Hour Fax (Within MI): 1.888.99.CLERK (request document number 6700)
- > 24-Hour Fax (Outside of MI): 1.310.575.5035 (request document number 6700)



Election Results

Bruce Twp Millage Renewal Senior Citizen Transportation (STAR)

Official results, updated August 18, 9:56 AM

[Race List](#) | [Race Summary](#) | [Race Details](#) | [Race Details \(Printer Friendly\)](#)

	POLL BOOK TOTALS	YES			NO		
		AV	Elec Day	TOTAL	AV	Elec Day	TOTAL
BRUCE TOWNSHIP							
01	526	146	211	357	15	60	75
02	923	196	427	623	60	104	164
03	507	155	212	367	22	53	75
04	565	116	265	381	33	73	106
	2,521	613	1,115	1,728	130	290	420
TOTALS							
	2,521	613	1,115	1,728	130	290	420

■ Yellow in the TOTALS column means precinct hasn't reported
 N/A indicates AV (Absentee) results are included in Elec Day results

These same results may also be obtained via:

- > Election Telephone Hotline: 586.469.5209
- > 24-Hour Fax (Within MI): 1.888.99.CLERK (request document number 6700)
- > 24-Hour Fax (Outside of MI): 1.310.575.5035 (request document number 6700)



Election Results

Washington Twp Millage Renewal Operation of Parks and Recreation

Official results, updated August 18, 9:56 AM

[Race List](#) | [Race Summary](#) | [Race Details](#) | [Race Details \(Printer Friendly\)](#)

	POLL BOOK TOTALS	YES			NO		
		AV	Elec Day	TOTAL	AV	Elec Day	TOTAL
WASHINGTON TOWNSHIP							
01	434	98	210	308	22	39	61
02	800	229	296	525	95	73	168
03	788	157	325	482	79	94	173
04	416	85	196	281	38	54	92
05	769	159	348	507	66	86	152
06	766	196	319	515	96	98	194
07	648	152	247	399	55	100	155
08	575	136	235	371	71	55	126
09	608	83	269	352	45	120	165
	5,804	1,295	2,445	3,740	567	719	1,286
TOTALS							
	5,804	1,295	2,445	3,740	567	719	1,286

■ Yellow in the TOTALS column means precinct hasn't reported
 N/A indicates AV (Absentee) results are included in Elec Day results

These same results may also be obtained via:

- > Election Telephone Hotline: 586.469.5209
- > 24-Hour Fax (Within MI): 1.888.99.CLERK (request document number 6700)
- > 24-Hour Fax (Outside of MI): 1.310.575.5035 (request document number 6700)



Election Results

Washington Twp Millage Renewal Operation of Parks and Recreation

Official results, updated August 18, 9:56 AM

[Race List](#) | [Race Summary](#) | [Race Details](#) | [Race Details \(Printer Friendly\)](#)

	POLL BOOK TOTALS	YES			NO		
		AV	Elec Day	TOTAL	AV	Elec Day	TOTAL
WASHINGTON TOWNSHIP							
01	434	98	210	308	22	39	61
02	800	229	296	525	95	73	168
03	788	157	325	482	79	94	173
04	416	85	196	281	38	54	92
05	769	159	348	507	66	86	152
06	766	196	319	515	96	98	194
07	648	152	247	399	55	100	155
08	575	136	235	371	71	55	126
09	608	83	269	352	45	120	165
	5,804	1,295	2,445	3,740	567	719	1,286
TOTALS							
	5,804	1,295	2,445	3,740	567	719	1,286

■ Yellow in the TOTALS column means precinct hasn't reported
N/A indicates AV (Absentee) results are included in Elec Day results

These same results may also be obtained via:

- > Election Telephone Hotline: 586.469.5209
- > 24-Hour Fax (Within MI): 1.888.99.CLERK (request document number 6700)
- > 24-Hour Fax (Outside of MI): 1.310.575.5035 (request document number 6700)



Election Results

Washington Twp Millage Renewal Senior Citizen Transportation (STAR)

Official results, updated August 18, 9:56 AM

[Race List](#) | [Race Summary](#) | [Race Details](#) | [Race Details \(Printer Friendly\)](#)

	POLL BOOK TOTALS	YES			NO		
		AV	Elec Day	TOTAL	AV	Elec Day	TOTAL
WASHINGTON TOWNSHIP							
01	434	103	204	307	17	35	52
02	800	303	307	610	45	61	106
03	788	209	339	548	47	91	138
04	416	111	198	309	17	47	64
05	769	191	368	559	44	77	121
06	766	227	336	563	66	99	165
07	648	180	255	435	38	99	137
08	575	169	235	404	43	63	106
09	608	97	300	397	37	91	128
	5,804	1,590	2,542	4,132	354	663	1,017
TOTALS							
	5,804	1,590	2,542	4,132	354	663	1,017

■ Yellow in the TOTALS column means precinct hasn't reported
 N/A indicates AV (Absentee) results are included in Elec Day results

These same results may also be obtained via:

- > Election Telephone Hotline: 586.469.5209
- > 24-Hour Fax (Within MI): 1.888.99.CLERK (request document number 6700)
- > 24-Hour Fax (Outside of MI): 1.310.575.5035 (request document number 6700)



Election Results

Washington Twp Millage Renewal Senior Citizen Transportation (STAR)

Official results, updated August 18, 9:56 AM

[Race List](#) | [Race Summary](#) | [Race Details](#) | [Race Details \(Printer Friendly\)](#)

	POLL BOOK TOTALS	YES			NO		
		AV	Elec Day	TOTAL	AV	Elec Day	TOTAL
WASHINGTON TOWNSHIP							
01	434	103	204	307	17	35	52
02	800	303	307	610	45	61	106
03	788	209	339	548	47	91	138
04	416	111	198	309	17	47	64
05	769	191	368	559	44	77	121
06	766	227	336	563	66	99	165
07	648	180	255	435	38	99	137
08	575	169	235	404	43	63	106
09	608	97	300	397	37	91	128
	5,804	1,590	2,542	4,132	354	663	1,017
TOTALS							
	5,804	1,590	2,542	4,132	354	663	1,017

■ Yellow in the TOTALS column means precinct hasn't reported
 N/A indicates AV (Absentee) results are included in Elec Day results

These same results may also be obtained via:

- > Election Telephone Hotline: 586.469.5209
- > 24-Hour Fax (Within MI): 1.888.99.CLERK (request document number 6700)
- > 24-Hour Fax (Outside of MI): 1.310.575.5035 (request document number 6700)



Election Results

Washington Twp Millage Renewal Police Protection

Official results, updated August 18, 9:56 AM

[Race List](#) | [Race Summary](#) | [Race Details](#) | [Race Details \(Printer Friendly\)](#)

	POLL BOOK TOTALS	YES			NO		
		AV	Elec Day	TOTAL	AV	Elec Day	TOTAL
WASHINGTON TOWNSHIP							
02	800	296	324	620	51	45	96
03	788	208	360	568	47	77	124
04	416	106	202	308	22	44	66
05	769	181	365	546	53	76	129
06	766	233	361	594	62	76	138
07	648	189	282	471	31	73	104
08	575	169	249	418	42	53	95
09	608	103	299	402	31	96	127
	5,370	1,485	2,442	3,927	339	540	879
TOTALS							
	5,370	1,485	2,442	3,927	339	540	879

■ Yellow in the TOTALS column means precinct hasn't reported
 N/A indicates AV (Absentee) results are included in Elec Day results

These same results may also be obtained via:

- > Election Telephone Hotline: 586.469.5209
- > 24-Hour Fax (Within MI): 1.888.99.CLERK (request document number 6700)
- > 24-Hour Fax (Outside of MI): 1.310.575.5035 (request document number 6700)



Election Results

Washington Twp Millage Renewal Police Protection

Official results, updated August 18, 9:56 AM

[Race List](#) | [Race Summary](#) | [Race Details](#) | [Race Details \(Printer Friendly\)](#)

	POLL BOOK TOTALS	YES			NO		
		AV	Elec Day	TOTAL	AV	Elec Day	TOTAL
WASHINGTON TOWNSHIP							
02	800	296	324	620	51	45	96
03	788	208	360	568	47	77	124
04	416	106	202	308	22	44	66
05	769	181	365	546	53	76	129
06	766	233	361	594	62	76	138
07	648	189	282	471	31	73	104
08	575	169	249	418	42	53	95
09	608	103	299	402	31	96	127
	5,370	1,485	2,442	3,927	339	540	879
TOTALS							
	5,370	1,485	2,442	3,927	339	540	879

■ Yellow in the TOTALS column means precinct hasn't reported
 N/A indicates AV (Absentee) results are included in Elec Day results

These same results may also be obtained via:

- > Election Telephone Hotline: 586.469.5209
- > 24-Hour Fax (Within MI): 1.888.99.CLERK (request document number 6700)
- > 24-Hour Fax (Outside of MI): 1.310.575.5035 (request document number 6700)



Election Results

Washington Twp Millage Renewal Special Assessment for Fire Protection

Official results, updated August 18, 9:56 AM

[Race List](#) | [Race Summary](#) | [Race Details](#) | [Race Details \(Printer Friendly\)](#)

POLL BOOK TOTALS	YES			NO			
	AV	Elec Day	TOTAL	AV	Elec Day	TOTAL	
WASHINGTON TOWNSHIP							
02	800	289	322	611	55	50	105
03	788	208	366	574	45	71	116
04	416	109	208	317	20	39	59
05	769	178	371	549	56	68	124
06	766	228	363	591	63	73	136
07	648	182	276	458	38	79	117
08	575	166	246	412	43	53	96
09	608	98	307	405	37	84	121
	5,370	1,458	2,459	3,917	357	517	874
TOTALS							
	5,370	1,458	2,459	3,917	357	517	874

■ Yellow in the TOTALS column means precinct hasn't reported
N/A indicates AV (Absentee) results are included in Elec Day results

These same results may also be obtained via:

- > Election Telephone Hotline: 586.469.5209
- > 24-Hour Fax (Within MI): 1.888.99.CLERK (request document number 6700)
- > 24-Hour Fax (Outside of MI): 1.310.575.5035 (request document number 6700)



Election Results

Washington Twp Millage Renewal Special Assessment for Fire Protection

Official results, updated August 18, 9:56 AM

[Race List](#) | [Race Summary](#) | [Race Details](#) | [Race Details \(Printer Friendly\)](#)

	POLL BOOK TOTALS	YES			NO		
		AV	Elec Day	TOTAL	AV	Elec Day	TOTAL
WASHINGTON TOWNSHIP							
02	800	289	322	611	55	50	105
03	788	208	366	574	45	71	116
04	416	109	208	317	20	39	59
05	769	178	371	549	56	68	124
06	766	228	363	591	63	73	136
07	648	182	276	458	38	79	117
08	575	166	246	412	43	53	96
09	608	98	307	405	37	84	121
	5,370	1,458	2,459	3,917	357	517	874
TOTALS							
	5,370	1,458	2,459	3,917	357	517	874

■ Yellow in the TOTALS column means precinct hasn't reported
 N/A indicates AV (Absentee) results are included in Elec Day results

These same results may also be obtained via:

- > Election Telephone Hotline: 586.469.5209
- > 24-Hour Fax (Within MI): 1.888.99.CLERK (request document number 6700)
- > 24-Hour Fax (Outside of MI): 1.310.575.5035 (request document number 6700)



Election Results

Village of New Haven Recall Proposal Recall Brett Harris, President

Official results, updated August 18, 9:56 AM

[Race List](#) | [Race Summary](#) | [Race Details](#) | [Race Details \(Printer Friendly\)](#)

	POLL BOOK TOTALS	YES			NO		
		AV	Elec Day	TOTAL	AV	Elec Day	TOTAL
LENOX TOWNSHIP							
03	536	N/A	317	317	N/A	199	199
04	193	N/A	157	157	N/A	31	31
	729	N/A	474	474	N/A	230	230
TOTALS							
	729	0	474	474	0	230	230

■ Yellow in the TOTALS column means precinct hasn't reported
N/A indicates AV (Absentee) results are included in Elec Day results

These same results may also be obtained via:

- > Election Telephone Hotline: 586.469.5209
- > 24-Hour Fax (Within MI): 1.888.99.CLERK (request document number 6700)
- > 24-Hour Fax (Outside of MI): 1.310.575.5035 (request document number 6700)



Election Results

Village of New Haven Recall Proposal Recall Brett Harris, President

Official results, updated August 18, 9:56 AM

[Race List](#) | [Race Summary](#) | [Race Details](#) | [Race Details \(Printer Friendly\)](#)

POLL BOOK TOTALS	YES			NO			
	AV	Elec Day	TOTAL	AV	Elec Day	TOTAL	
LENOX TOWNSHIP							
03	536	N/A	317	317	N/A	199	199
04	193	N/A	157	157	N/A	31	31
	729	N/A	474	474	N/A	230	230
TOTALS							
	729	0	474	474	0	230	230

■ Yellow in the TOTALS column means precinct hasn't reported
 N/A indicates AV (Absentee) results are included in Elec Day results

These same results may also be obtained via:

- > Election Telephone Hotline: 586.469.5209
- > 24-Hour Fax (Within MI): 1.888.99.CLERK (request document number 6700)
- > 24-Hour Fax (Outside of MI): 1.310.575.5035 (request document number 6700)



Election Results

Village of New Haven Recall Proposal Recall Marguerite Kunert, Clerk

Official results, updated August 18, 9:56 AM

[Race List](#) | [Race Summary](#) | [Race Details](#) | [Race Details \(Printer Friendly\)](#)

	POLL BOOK TOTALS	YES			NO		
		AV	Elec Day	TOTAL	AV	Elec Day	TOTAL
LENOX TOWNSHIP							
03	536	N/A	299	299	N/A	217	217
04	193	N/A	147	147	N/A	40	40
	729	N/A	446	446	N/A	257	257
TOTALS							
	729	0	446	446	0	257	257

■ Yellow in the TOTALS column means precinct hasn't reported
 N/A indicates AV (Absentee) results are included in Elec Day results

These same results may also be obtained via:

- > Election Telephone Hotline: 586.469.5209
- > 24-Hour Fax (Within MI): 1.888.99.CLERK (request document number 6700)
- > 24-Hour Fax (Outside of MI): 1.310.575.5035 (request document number 6700)



Election Results

Village of New Haven Recall Proposal Recall Marguerite Kunert, Clerk

Official results, updated August 18, 9:56 AM

[Race List](#) | [Race Summary](#) | [Race Details](#) | [Race Details \(Printer Friendly\)](#)

POLL BOOK TOTALS	YES			NO			
	AV	Elec Day	TOTAL	AV	Elec Day	TOTAL	
LENOX TOWNSHIP							
03	536	N/A	299	299	N/A	217	217
04	193	N/A	147	147	N/A	40	40
	729	N/A	446	446	N/A	257	257
TOTALS							
	729	0	446	446	0	257	257

■ Yellow in the TOTALS column means precinct hasn't reported
 N/A indicates AV (Absentee) results are included in Elec Day results

These same results may also be obtained via:

- > Election Telephone Hotline: 586.469.5209
- > 24-Hour Fax (Within MI): 1.888.99.CLERK (request document number 6700)
- > 24-Hour Fax (Outside of MI): 1.310.575.5035 (request document number 6700)



Election Results

Village of New Haven Recall Proposal Recall Annette Sheadrick Higgins, Trustee

Official results, updated August 18, 9:56 AM

[Race List](#) | [Race Summary](#) | [Race Details](#) | [Race Details \(Printer Friendly\)](#)

	POLL BOOK TOTALS	YES			NO		
		AV	Elec Day	TOTAL	AV	Elec Day	TOTAL
LENOX TOWNSHIP							
03	536	N/A	280	280	N/A	236	236
04	193	N/A	146	146	N/A	42	42
	729	N/A	426	426	N/A	278	278
TOTALS							
	729	0	426	426	0	278	278

■ Yellow in the TOTALS column means precinct hasn't reported
 N/A indicates AV (Absentee) results are included in Elec Day results

These same results may also be obtained via:

- > Election Telephone Hotline: 586.469.5209
- > 24-Hour Fax (Within MI): 1.888.99.CLERK (request document number 6700)
- > 24-Hour Fax (Outside of MI): 1.310.575.5035 (request document number 6700)



Election Results

Village of New Haven Recall Proposal Recall Annette Sheadrick Higgins, Trustee

Official results, updated August 18, 9:56 AM

[Race List](#) | [Race Summary](#) | [Race Details](#) | [Race Details \(Printer Friendly\)](#)

POLL BOOK TOTALS	YES			NO			
	AV	Elec Day	TOTAL	AV	Elec Day	TOTAL	
LENOX TOWNSHIP							
03	536	N/A	280	280	N/A	236	236
04	193	N/A	146	146	N/A	42	42
	729	N/A	426	426	N/A	278	278
TOTALS							
	729	0	426	426	0	278	278

■ Yellow in the TOTALS column means precinct hasn't reported
N/A indicates AV (Absentee) results are included in Elec Day results

These same results may also be obtained via:

- > Election Telephone Hotline: 586.469.5209
- > 24-Hour Fax (Within MI): 1.888.99.CLERK (request document number 6700)
- > 24-Hour Fax (Outside of MI): 1.310.575.5035 (request document number 6700)



Election Results

Village of New Haven Recall Proposal Recall Deborah Mack, Trustee

Official results, updated August 18, 9:56 AM

[Race List](#) | [Race Summary](#) | [Race Details](#) | [Race Details \(Printer Friendly\)](#)

	POLL BOOK TOTALS	YES			NO		
		AV	Elec Day	TOTAL	AV	Elec Day	TOTAL
LENOX TOWNSHIP							
03	536	N/A	263	263	N/A	255	255
04	193	N/A	143	143	N/A	44	44
	729	N/A	406	406	N/A	299	299
TOTALS							
	729	0	406	406	0	299	299

■ Yellow in the TOTALS column means precinct hasn't reported
 N/A indicates AV (Absentee) results are included in Elec Day results

These same results may also be obtained via:

- > Election Telephone Hotline: 586.469.5209
- > 24-Hour Fax (Within MI): 1.888.99.CLERK (request document number 6700)
- > 24-Hour Fax (Outside of MI): 1.310.575.5035 (request document number 6700)



Election Results

Village of New Haven Recall Proposal Recall Deborah Mack, Trustee

Official results, updated August 18, 9:56 AM

[Race List](#) | [Race Summary](#) | [Race Details](#) | [Race Details \(Printer Friendly\)](#)

POLL BOOK TOTALS	YES			NO			
	AV	Elec Day	TOTAL	AV	Elec Day	TOTAL	
LENOX TOWNSHIP							
03	536	N/A	263	263	N/A	255	255
04	193	N/A	143	143	N/A	44	44
	729	N/A	406	406	N/A	299	299
TOTALS							
	729	0	406	406	0	299	299

■ Yellow in the TOTALS column means precinct hasn't reported
N/A indicates AV (Absentee) results are included in Elec Day results

These same results may also be obtained via:

- > Election Telephone Hotline: 586.469.5209
- > 24-Hour Fax (Within MI): 1.888.99.CLERK (request document number 6700)
- > 24-Hour Fax (Outside of MI): 1.310.575.5035 (request document number 6700)



Election Results

Village of New Haven Recall Proposal Recall Robert E. Ochenski, Trustee

Official results, updated August 18, 9:56 AM

[Race List](#) | [Race Summary](#) | [Race Details](#) | [Race Details \(Printer Friendly\)](#)

	POLL BOOK TOTALS	YES			NO		
		AV	Elec Day	TOTAL	AV	Elec Day	TOTAL
LENOX TOWNSHIP							
03	536	N/A	277	277	N/A	240	240
04	193	N/A	146	146	N/A	40	40
	729	N/A	423	423	N/A	280	280
TOTALS							
	729	0	423	423	0	280	280

■ Yellow in the TOTALS column means precinct hasn't reported
N/A indicates AV (Absentee) results are included in Elec Day results

These same results may also be obtained via:

- > Election Telephone Hotline: 586.469.5209
- > 24-Hour Fax (Within MI): 1.888.99.CLERK (request document number 6700)
- > 24-Hour Fax (Outside of MI): 1.310.575.5035 (request document number 6700)



Election Results

Village of New Haven Recall Proposal Recall Robert E. Ochenski, Trustee

Official results, updated August 18, 9:56 AM

[Race List](#) | [Race Summary](#) | [Race Details](#) | [Race Details \(Printer Friendly\)](#)

POLL BOOK TOTALS	YES			NO			
	AV	Elec Day	TOTAL	AV	Elec Day	TOTAL	
LENOX TOWNSHIP							
03	536	N/A	277	277	N/A	240	240
04	193	N/A	146	146	N/A	40	40
	729	N/A	423	423	N/A	280	280
TOTALS							
	729	0	423	423	0	280	280

■ Yellow in the TOTALS column means precinct hasn't reported
N/A indicates AV (Absentee) results are included in Elec Day results

These same results may also be obtained via:

- > Election Telephone Hotline: 586.469.5209
- > 24-Hour Fax (Within MI): 1.888.99.CLERK (request document number 6700)
- > 24-Hour Fax (Outside of MI): 1.310.575.5035 (request document number 6700)



Election Results

Village of New Haven Recall Proposal Recall Charles Walton, Trustee

Official results, updated August 18, 9:56 AM

[Race List](#) | [Race Summary](#) | [Race Details](#) | [Race Details \(Printer Friendly\)](#)

	POLL BOOK TOTALS	YES			NO		
		AV	Elec Day	TOTAL	AV	Elec Day	TOTAL
LENOX TOWNSHIP							
03	536	N/A	282	282	N/A	239	239
04	193	N/A	145	145	N/A	43	43
	729	N/A	427	427	N/A	282	282
TOTALS							
	729	0	427	427	0	282	282

■ Yellow in the TOTALS column means precinct hasn't reported
N/A indicates AV (Absentee) results are included in Elec Day results

These same results may also be obtained via:

- > Election Telephone Hotline: 586.469.5209
- > 24-Hour Fax (Within MI): 1.888.99.CLERK (request document number 6700)
- > 24-Hour Fax (Outside of MI): 1.310.575.5035 (request document number 6700)



Election Results

Village of New Haven Recall Proposal Recall Charles Walton, Trustee

Official results, updated August 18, 9:56 AM

[Race List](#) | [Race Summary](#) | [Race Details](#) | [Race Details \(Printer Friendly\)](#)

POLL BOOK TOTALS	YES			NO			
	AV	Elec Day	TOTAL	AV	Elec Day	TOTAL	
LENOX TOWNSHIP							
03	536	N/A	282	282	N/A	239	239
04	193	N/A	145	145	N/A	43	43
	729	N/A	427	427	N/A	282	282
TOTALS							
	729	0	427	427	0	282	282

■ Yellow in the TOTALS column means precinct hasn't reported
 N/A indicates AV (Absentee) results are included in Elec Day results

These same results may also be obtained via:

- > Election Telephone Hotline: 586.469.5209
- > 24-Hour Fax (Within MI): 1.888.99.CLERK (request document number 6700)
- > 24-Hour Fax (Outside of MI): 1.310.575.5035 (request document number 6700)



Election Results

Lake Shore Public Schools Bond Proposal Facilities, Technology and Site Improvements

Official results, updated August 18, 9:56 AM

[Race List](#) | [Race Summary](#) | [Race Details](#) | [Race Details \(Printer Friendly\)](#)

	POLL BOOK TOTALS	YES			NO		
		AV	Elec Day	TOTAL	AV	Elec Day	TOTAL
ST. CLAIR SHORES							
16	685	138	207	345	200	102	302
17	688	105	230	335	178	120	298
18	542	79	194	273	133	106	239
19	485	79	147	226	120	103	223
20	408	72	138	210	91	79	170
21	487	73	164	237	112	108	220
22	391	43	134	177	80	96	176
23	543	97	189	286	123	99	222
24	818	194	213	407	237	111	348
	5,047	880	1,616	2,496	1,274	924	2,198
TOTALS							
	5,047	880	1,616	2,496	1,274	924	2,198

■ Yellow in the TOTALS column means precinct hasn't reported
 N/A indicates AV (Absentee) results are included in Elec Day results

These same results may also be obtained via:

- > Election Telephone Hotline: 586.469.5209
- > 24-Hour Fax (Within MI): 1.888.99.CLERK (request document number 6700)
- > 24-Hour Fax (Outside of MI): 1.310.575.5035 (request document number 6700)



Election Results

Lake Shore Public Schools Bond Proposal Facilities, Technology and Site Improvements

Official results, updated August 18, 9:56 AM

[Race List](#) | [Race Summary](#) | [Race Details](#) | [Race Details \(Printer Friendly\)](#)

	POLL BOOK TOTALS	YES			NO		
		AV	Elec Day	TOTAL	AV	Elec Day	TOTAL
ST. CLAIR SHORES							
16	685	138	207	345	200	102	302
17	688	105	230	335	178	120	298
18	542	79	194	273	133	106	239
19	485	79	147	226	120	103	223
20	408	72	138	210	91	79	170
21	487	73	164	237	112	108	220
22	391	43	134	177	80	96	176
23	543	97	189	286	123	99	222
24	818	194	213	407	237	111	348
	5,047	880	1,616	2,496	1,274	924	2,198
TOTALS							
	5,047	880	1,616	2,496	1,274	924	2,198

■ Yellow in the TOTALS column means precinct hasn't reported
 N/A indicates AV (Absentee) results are included in Elec Day results

These same results may also be obtained via:

- > Election Telephone Hotline: 586.469.5209
- > 24-Hour Fax (Within MI): 1.888.99.CLERK (request document number 6700)
- > 24-Hour Fax (Outside of MI): 1.310.575.5035 (request document number 6700)



Election Results

Armada Twp Supervisor One 4-year term

Official results, updated August 18, 9:56 AM

[Race List](#) | [Race Summary](#) | [Race Details](#) | [Race Details \(Printer Friendly\)](#)

POLL BOOK TOTALS	Daniel Jacob (REP)			Don Eison (REP)			John W. Paterek (REP)			
	AV	Elec Day	TOTAL	AV	Elec Day	TOTAL	AV	Elec Day	TOTAL	
ARMADA TOWNSHIP										
01	790	43	112	155	57	113	170	54	217	271
02	449	26	49	75	19	64	83	22	150	172
	1,239	69	161	230	76	177	253	76	367	443
TOTALS										
	1,239	69	161	230	76	177	253	76	367	443

■ Yellow in the TOTALS column means precinct hasn't reported
N/A indicates AV (Absentee) results are included in Elec Day results

These same results may also be obtained via:

- > Election Telephone Hotline: 586.469.5209
- > 24-Hour Fax (Within MI): 1.888.99.CLERK (request document number 6700)
- > 24-Hour Fax (Outside of MI): 1.310.575.5035 (request document number 6700)



Election Results

Armada Twp Supervisor One 4-year term

Official results, updated August 18, 9:56 AM

[Race List](#) | [Race Summary](#) | [Race Details](#) | [Race Details \(Printer Friendly\)](#)

POLL BOOK TOTALS	Daniel Jacob (REP)			Don Eison (REP)			John W. Paterek (REP)			
	AV	Elec Day	TOTAL	AV	Elec Day	TOTAL	AV	Elec Day	TOTAL	
ARMADA TOWNSHIP										
01	790	43	112	155	57	113	170	54	217	271
02	449	26	49	75	19	64	83	22	150	172
	1,239	69	161	230	76	177	253	76	367	443
TOTALS										
	1,239	69	161	230	76	177	253	76	367	443

■ Yellow in the TOTALS column means precinct hasn't reported
 N/A indicates AV (Absentee) results are included in Elec Day results

These same results may also be obtained via:

- > Election Telephone Hotline: 586.469.5209
- > 24-Hour Fax (Within MI): 1.888.99.CLERK (request document number 6700)
- > 24-Hour Fax (Outside of MI): 1.310.575.5035 (request document number 6700)



Election Results

Armada Twp Clerk One 4-year term

Official results, updated August 18, 9:56 AM

[Race List](#) | [Race Summary](#) | [Race Details](#) | [Race Details \(Printer Friendly\)](#)

POLL BOOK TOTALS		Mary K. Swiacki (REP)		
		AV	Elec Day	TOTAL
ARMADA TOWNSHIP				
01	790	96	271	367
02	449	52	156	208
	1,239	148	427	575
TOTALS				
	1,239	148	427	575

■ Yellow in the TOTALS column means precinct hasn't reported
N/A indicates AV (Absentee) results are included in Elec Day results

These same results may also be obtained via:

- > Election Telephone Hotline: 586.469.5209
- > 24-Hour Fax (Within MI): 1.888.99.CLERK (request document number 6700)
- > 24-Hour Fax (Outside of MI): 1.310.575.5035 (request document number 6700)



Election Results

Armada Twp Clerk One 4-year term

Official results, updated August 18, 9:56 AM

[Race List](#) | [Race Summary](#) | [Race Details](#) | [Race Details \(Printer Friendly\)](#)

POLL BOOK TOTALS		Mary K. Swiacki (REP)		
		AV	Elec Day	TOTAL
ARMADA TOWNSHIP				
01	790	96	271	367
02	449	52	156	208
	1,239	148	427	575
TOTALS				
	1,239	148	427	575

■ Yellow in the TOTALS column means precinct hasn't reported
N/A indicates AV (Absentee) results are included in Elec Day results

These same results may also be obtained via:

- > Election Telephone Hotline: 586.469.5209
- > 24-Hour Fax (Within MI): 1.888.99.CLERK (request document number 6700)
- > 24-Hour Fax (Outside of MI): 1.310.575.5035 (request document number 6700)



Election Results

Armada Twp Treasurer One 4-year term

Official results, updated August 18, 9:56 AM

[Race List](#) | [Race Summary](#) | [Race Details](#) | [Race Details \(Printer Friendly\)](#)

POLL BOOK TOTALS	Sandra Hoxie (REP)			Shannon Christoff (REP)			
	AV	Elec Day	TOTAL	AV	Elec Day	TOTAL	
ARMADA TOWNSHIP							
01	790	52	193	245	94	222	316
02	449	33	133	166	35	125	160
	1,239	85	326	411	129	347	476
TOTALS							
	1,239	85	326	411	129	347	476

■ Yellow in the TOTALS column means precinct hasn't reported
N/A indicates AV (Absentee) results are included in Elec Day results

These same results may also be obtained via:

- > Election Telephone Hotline: 586.469.5209
- > 24-Hour Fax (Within MI): 1.888.99.CLERK (request document number 6700)
- > 24-Hour Fax (Outside of MI): 1.310.575.5035 (request document number 6700)



Election Results

Armada Twp Treasurer One 4-year term

Official results, updated August 18, 9:56 AM

[Race List](#) | [Race Summary](#) | [Race Details](#) | [Race Details \(Printer Friendly\)](#)

POLL BOOK TOTALS	Sandra Hoxie (REP)			Shannon Christoff (REP)			
	AV	Elec Day	TOTAL	AV	Elec Day	TOTAL	
ARMADA TOWNSHIP							
01	790	52	193	245	94	222	316
02	449	33	133	166	35	125	160
	1,239	85	326	411	129	347	476
TOTALS							
	1,239	85	326	411	129	347	476

■ Yellow in the TOTALS column means precinct hasn't reported
 N/A indicates AV (Absentee) results are included in Elec Day results

These same results may also be obtained via:

- > Election Telephone Hotline: 586.469.5209
- > 24-Hour Fax (Within MI): 1.888.99.CLERK (request document number 6700)
- > 24-Hour Fax (Outside of MI): 1.310.575.5035 (request document number 6700)



Election Results

Armada Twp Trustee Two 4-year terms

Official results, updated August 18, 9:56 AM

[Race List](#) | [Race Summary](#) | [Race Details](#) | [Race Details \(Printer Friendly\)](#)

POLL BOOK TOTALS	Margaret M. Ruthenberg (REP)			Michael V. Sucaet (REP)			Monica Job (REP)			Wayne Lobeck (REP)			
	AV	Elec Day	TOTAL	AV	Elec Day	TOTAL	AV	Elec Day	TOTAL	AV	Elec Day	TOTAL	
ARMADA TOWNSHIP													
01	790	93	148	241	40	178	218	50	173	223	88	177	265
02	449	41	86	127	17	116	133	24	99	123	30	97	127
	1,239	134	234	368	57	294	351	74	272	346	118	274	392
TOTALS													
	1,239	134	234	368	57	294	351	74	272	346	118	274	392

■ Yellow in the TOTALS column means precinct hasn't reported
N/A indicates AV (Absentee) results are included in Elec Day results

These same results may also be obtained via:

- > Election Telephone Hotline: 586.469.5209
- > 24-Hour Fax (Within MI): 1.888.99.CLERK (request document number 6700)
- > 24-Hour Fax (Outside of MI): 1.310.575.5035 (request document number 6700)



Election Results

Armada Twp Trustee Two 4-year terms

Official results, updated August 18, 9:56 AM

[Race List](#) | [Race Summary](#) | [Race Details](#) | [Race Details \(Printer Friendly\)](#)

POLL BOOK TOTALS	Margaret M. Ruthenberg (REP)			Michael V. Sucaet (REP)			Monica Job (REP)			Wayne Lobeck (REP)			
	AV	Elec Day	TOTAL	AV	Elec Day	TOTAL	AV	Elec Day	TOTAL	AV	Elec Day	TOTAL	
ARMADA TOWNSHIP													
01	790	93	148	241	40	178	218	50	173	223	88	177	265
02	449	41	86	127	17	116	133	24	99	123	30	97	127
	1,239	134	234	368	57	294	351	74	272	346	118	274	392
TOTALS													
	1,239	134	234	368	57	294	351	74	272	346	118	274	392

■ Yellow in the TOTALS column means precinct hasn't reported
N/A indicates AV (Absentee) results are included in Elec Day results

These same results may also be obtained via:

- > Election Telephone Hotline: 586.469.5209
- > 24-Hour Fax (Within MI): 1.888.99.CLERK (request document number 6700)
- > 24-Hour Fax (Outside of MI): 1.310.575.5035 (request document number 6700)



Election Results

Bruce Twp Supervisor One 4-year term

Official results, updated August 18, 9:56 AM

[Race List](#) | [Race Summary](#) | [Race Details](#) | [Race Details \(Printer Friendly\)](#)

POLL BOOK TOTALS	Brian Palmer (REP)			James Tignanelli (REP)			Lesley F. Young (REP)			
	AV	Elec Day	TOTAL	AV	Elec Day	TOTAL	AV	Elec Day	TOTAL	
BRUCE TOWNSHIP										
01	526	50	77	127	60	78	138	47	98	145
02	923	79	210	289	118	162	280	66	162	228
03	507	47	68	115	80	131	211	18	51	69
04	565	45	99	144	86	133	219	26	62	88
	2,521	221	454	675	344	504	848	157	373	530
TOTALS										
	2,521	221	454	675	344	504	848	157	373	530

■ Yellow in the TOTALS column means precinct hasn't reported
N/A indicates AV (Absentee) results are included in Elec Day results

These same results may also be obtained via:

- > Election Telephone Hotline: 586.469.5209
- > 24-Hour Fax (Within MI): 1.888.99.CLERK (request document number 6700)
- > 24-Hour Fax (Outside of MI): 1.310.575.5035 (request document number 6700)



Election Results

Bruce Twp Supervisor One 4-year term

Official results, updated August 18, 9:56 AM

[Race List](#) | [Race Summary](#) | [Race Details](#) | [Race Details \(Printer Friendly\)](#)

POLL BOOK TOTALS	Brian Palmer (REP)			James Tignanelli (REP)			Lesley F. Young (REP)			
	AV	Elec Day	TOTAL	AV	Elec Day	TOTAL	AV	Elec Day	TOTAL	
BRUCE TOWNSHIP										
01	526	50	77	127	60	78	138	47	98	145
02	923	79	210	289	118	162	280	66	162	228
03	507	47	68	115	80	131	211	18	51	69
04	565	45	99	144	86	133	219	26	62	88
	2,521	221	454	675	344	504	848	157	373	530
TOTALS										
	2,521	221	454	675	344	504	848	157	373	530

■ Yellow in the TOTALS column means precinct hasn't reported
N/A indicates AV (Absentee) results are included in Elec Day results

These same results may also be obtained via:

- > Election Telephone Hotline: 586.469.5209
- > 24-Hour Fax (Within MI): 1.888.99.CLERK (request document number 6700)
- > 24-Hour Fax (Outside of MI): 1.310.575.5035 (request document number 6700)



Election Results

Bruce Twp Clerk One 4-year term

Official results, updated August 18, 9:56 AM

[Race List](#) | [Race Summary](#) | [Race Details](#) | [Race Details \(Printer Friendly\)](#)

POLL BOOK TOTALS	Jeanne Lerchen (REP)			Susan Brockmann (REP)			Trese Servitto-Smith (DEM)			
	AV	Elec Day	TOTAL	AV	Elec Day	TOTAL	AV	Elec Day	TOTAL	
BRUCE TOWNSHIP										
01	526	60	131	191	96	105	201	22	29	51
02	923	85	301	386	170	210	380	18	42	60
03	507	43	86	129	99	159	258	21	31	52
04	565	45	115	160	107	174	281	8	34	42
	2,521	233	633	866	472	648	1,120	69	136	205
TOTALS										
	2,521	233	633	866	472	648	1,120	69	136	205

■ Yellow in the TOTALS column means precinct hasn't reported
N/A indicates AV (Absentee) results are included in Elec Day results

These same results may also be obtained via:

- > Election Telephone Hotline: 586.469.5209
- > 24-Hour Fax (Within MI): 1.888.99.CLERK (request document number 6700)
- > 24-Hour Fax (Outside of MI): 1.310.575.5035 (request document number 6700)



Election Results

Bruce Twp Clerk One 4-year term

Official results, updated August 18, 9:56 AM

[Race List](#) | [Race Summary](#) | [Race Details](#) | [Race Details \(Printer Friendly\)](#)

POLL BOOK TOTALS	Jeanne Lerchen (REP)			Susan Brockmann (REP)			Trese Servitto-Smith (DEM)			
	AV	Elec Day	TOTAL	AV	Elec Day	TOTAL	AV	Elec Day	TOTAL	
BRUCE TOWNSHIP										
01	526	60	131	191	96	105	201	22	29	51
02	923	85	301	386	170	210	380	18	42	60
03	507	43	86	129	99	159	258	21	31	52
04	565	45	115	160	107	174	281	8	34	42
	2,521	233	633	866	472	648	1,120	69	136	205
TOTALS										
	2,521	233	633	866	472	648	1,120	69	136	205

 Yellow in the TOTALS column means precinct hasn't reported
 N/A indicates AV (Absentee) results are included in Elec Day results

These same results may also be obtained via:

- > Election Telephone Hotline: 586.469.5209
- > 24-Hour Fax (Within MI): 1.888.99.CLERK (request document number 6700)
- > 24-Hour Fax (Outside of MI): 1.310.575.5035 (request document number 6700)



Election Results

Bruce Twp Treasurer One 4-year term

Official results, updated August 18, 9:56 AM

[Race List](#) | [Race Summary](#) | [Race Details](#) | [Race Details \(Printer Friendly\)](#)

POLL BOOK TOTALS	Deborah S. Obrecht (REP)			Thelma A. Hug (REP)			
	AV	Elec Day	TOTAL	AV	Elec Day	TOTAL	
BRUCE TOWNSHIP							
01	526	99	141	240	68	118	186
02	923	147	384	531	120	158	278
03	507	86	125	211	64	132	196
04	565	86	166	252	75	140	215
	2,521	418	816	1,234	327	548	875
TOTALS							
	2,521	418	816	1,234	327	548	875

■ Yellow in the TOTALS column means precinct hasn't reported
 N/A indicates AV (Absentee) results are included in Elec Day results

These same results may also be obtained via:

- > Election Telephone Hotline: 586.469.5209
- > 24-Hour Fax (Within MI): 1.888.99.CLERK (request document number 6700)
- > 24-Hour Fax (Outside of MI): 1.310.575.5035 (request document number 6700)



Election Results

Bruce Twp Treasurer One 4-year term

Official results, updated August 18, 9:56 AM

[Race List](#) | [Race Summary](#) | [Race Details](#) | [Race Details \(Printer Friendly\)](#)

POLL BOOK TOTALS	Deborah S. Obrecht (REP)			Thelma A. Hug (REP)			
	AV	Elec Day	TOTAL	AV	Elec Day	TOTAL	
BRUCE TOWNSHIP							
01	526	99	141	240	68	118	186
02	923	147	384	531	120	158	278
03	507	86	125	211	64	132	196
04	565	86	166	252	75	140	215
	2,521	418	816	1,234	327	548	875
TOTALS							
	2,521	418	816	1,234	327	548	875

■ Yellow in the TOTALS column means precinct hasn't reported
N/A indicates AV (Absentee) results are included in Elec Day results

These same results may also be obtained via:

- > Election Telephone Hotline: 586.469.5209
- > 24-Hour Fax (Within MI): 1.888.99.CLERK (request document number 6700)
- > 24-Hour Fax (Outside of MI): 1.310.575.5035 (request document number 6700)



Election Results

Bruce Twp Trustee Two 4-year terms

Official results, updated August 18, 9:56 AM

[Race List](#) | [Race Summary](#) | [Race Details](#) | [Race Details \(Printer Friendly\)](#)

POLL BOOK TOTALS	Jason Soulliere (REP)			Marianne K. Weiss (REP)			Mark Falker (REP)			Paul Okoniewski (REP)			Ron Walker (REP)			Ted Ulisse (REP)			Arianna Welsh (DEM)			
	AV	Elec Day	TOTAL	AV	Elec Day	TOTAL	AV	Elec Day	TOTAL	AV	Elec Day	TOTAL	AV	Elec Day	TOTAL	AV	Elec Day	TOTAL	AV	Elec Day	TOTAL	
BRUCE TOWNSHIP																						
01	526	46	103	149	23	51	74	107	120	227	33	47	80	66	84	150	20	26	46	20	27	47
02	923	59	202	261	42	101	143	136	211	347	73	153	226	115	194	309	28	57	85	19	44	63
03	507	35	84	119	29	26	55	97	177	274	22	48	70	65	101	166	13	18	31	21	27	48
04	565	25	116	141	17	50	67	104	163	267	30	45	75	81	103	184	11	35	46	10	36	46
	2,521	165	505	670	111	228	339	444	671	1,115	158	293	451	327	482	809	72	136	208	70	134	204
TOTALS																						
	2,521	165	505	670	111	228	339	444	671	1,115	158	293	451	327	482	809	72	136	208	70	134	204

■ Yellow in the TOTALS column means precinct hasn't reported
 N/A indicates AV (Absentee) results are included in Elec Day results

These same results may also be obtained via:

- > Election Telephone Hotline: 586.469.5209
- > 24-Hour Fax (Within MI): 1.888.99.CLERK (request document number 6700)
- > 24-Hour Fax (Outside of MI): 1.310.575.5035 (request document number 6700)



Election Results

Bruce Twp Trustee Two 4-year terms

Official results, updated August 18, 9:56 AM

[Race List](#) | [Race Summary](#) | [Race Details](#) | [Race Details \(Printer Friendly\)](#)

POLL BOOK TOTALS	Jason Soulliere (REP)			Marianne K. Weiss (REP)			Mark Falker (REP)			Paul Okoniewski (REP)			Ron Walker (REP)			Ted Ulisse (REP)			Arianna Welsh (DEM)			
	AV	Elec Day	TOTAL	AV	Elec Day	TOTAL	AV	Elec Day	TOTAL	AV	Elec Day	TOTAL	AV	Elec Day	TOTAL	AV	Elec Day	TOTAL	AV	Elec Day	TOTAL	
BRUCE TOWNSHIP																						
01	526	46	103	149	23	51	74	107	120	227	33	47	80	66	84	150	20	26	46	20	27	47
02	923	59	202	261	42	101	143	136	211	347	73	153	226	115	194	309	28	57	85	19	44	63
03	507	35	84	119	29	26	55	97	177	274	22	48	70	65	101	166	13	18	31	21	27	48
04	565	25	116	141	17	50	67	104	163	267	30	45	75	81	103	184	11	35	46	10	36	46
	2,521	165	505	670	111	228	339	444	671	1,115	158	293	451	327	482	809	72	136	208	70	134	204
TOTALS																						
	2,521	165	505	670	111	228	339	444	671	1,115	158	293	451	327	482	809	72	136	208	70	134	204

■ Yellow in the TOTALS column means precinct hasn't reported
N/A indicates AV (Absentee) results are included in Elec Day results

These same results may also be obtained via:

- > Election Telephone Hotline: 586.469.5209
- > 24-Hour Fax (Within MI): 1.888.99.CLERK (request document number 6700)
- > 24-Hour Fax (Outside of MI): 1.310.575.5035 (request document number 6700)



Election Results

Chesterfield Twp Supervisor One 4-year term

Official results, updated August 18, 9:56 AM

[Race List](#) | [Race Summary](#) | [Race Details](#) | [Race Details \(Printer Friendly\)](#)

POLL BOOK TOTALS	Eric J. Ostling (REP)			Russell Paschen (REP)			Stephen M. Krull (REP)			Michael E. Lovelock (DEM)		
	AV	Elec Day	TOTAL	AV	Elec Day	TOTAL	AV	Elec Day	TOTAL	AV	Elec Day	TOTAL

CHESTERFIELD CHARTER TOWNSHIP													
01	437	N/A	37	37	N/A	62	62	N/A	79	79	N/A	151	151
02	342	N/A	21	21	N/A	48	48	N/A	75	75	N/A	119	119
03	396	N/A	26	26	N/A	18	18	N/A	63	63	N/A	156	156
04	126	N/A	9	9	N/A	5	5	N/A	24	24	N/A	49	49
05	457	N/A	30	30	N/A	39	39	N/A	83	83	N/A	176	176
06	352	N/A	29	29	N/A	24	24	N/A	96	96	N/A	109	109
07	373	N/A	21	21	N/A	16	16	N/A	91	91	N/A	141	141
08	366	N/A	27	27	N/A	25	25	N/A	89	89	N/A	127	127
09	309	N/A	15	15	N/A	14	14	N/A	62	62	N/A	129	129
10	607	N/A	40	40	N/A	84	84	N/A	153	153	N/A	179	179
11	201	N/A	14	14	N/A	6	6	N/A	36	36	N/A	83	83
12	220	N/A	20	20	N/A	13	13	N/A	41	41	N/A	86	86
13	352	N/A	29	29	N/A	18	18	N/A	68	68	N/A	131	131
14	167	N/A	13	13	N/A	6	6	N/A	35	35	N/A	57	57
15	57	N/A	3	3	N/A	3	3	N/A	6	6	N/A	29	29
16	206	N/A	16	16	N/A	11	11	N/A	44	44	N/A	76	76
17	115	N/A	7	7	N/A	4	4	N/A	13	13	N/A	37	37
18	227	N/A	19	19	N/A	16	16	N/A	46	46	N/A	93	93
19	202	N/A	10	10	N/A	9	9	N/A	52	52	N/A	76	76

■ Yellow in the TOTALS column means precinct hasn't reported
 N/A indicates AV (Absentee) results are included in Elec Day results

These same results may also be obtained via:

- > Election Telephone Hotline: 586.469.5209
- > 24-Hour Fax (Within MI): 1.888.99.CLERK (request document number 6700)
- > 24-Hour Fax (Outside of MI): 1.310.575.5035 (request document number 6700)



Election Results

Chesterfield Twp Supervisor One 4-year term

Official results, updated August 18, 9:56 AM

[Race List](#) | [Race Summary](#) | [Race Details](#) | [Race Details \(Printer Friendly\)](#)

POLL BOOK TOTALS	Eric J. Ostling (REP)			Russell Paschen (REP)			Stephen M. Krull (REP)			Michael E. Lovelock (DEM)		
	AV	Elec Day	TOTAL	AV	Elec Day	TOTAL	AV	Elec Day	TOTAL	AV	Elec Day	TOTAL

CHESTERFIELD CHARTER TOWNSHIP													
01	437	N/A	37	37	N/A	62	62	N/A	79	79	N/A	151	151
02	342	N/A	21	21	N/A	48	48	N/A	75	75	N/A	119	119
03	396	N/A	26	26	N/A	18	18	N/A	63	63	N/A	156	156
04	126	N/A	9	9	N/A	5	5	N/A	24	24	N/A	49	49
05	457	N/A	30	30	N/A	39	39	N/A	83	83	N/A	176	176
06	352	N/A	29	29	N/A	24	24	N/A	96	96	N/A	109	109
07	373	N/A	21	21	N/A	16	16	N/A	91	91	N/A	141	141
08	366	N/A	27	27	N/A	25	25	N/A	89	89	N/A	127	127
09	309	N/A	15	15	N/A	14	14	N/A	62	62	N/A	129	129
10	607	N/A	40	40	N/A	84	84	N/A	153	153	N/A	179	179
11	201	N/A	14	14	N/A	6	6	N/A	36	36	N/A	83	83
12	220	N/A	20	20	N/A	13	13	N/A	41	41	N/A	86	86
13	352	N/A	29	29	N/A	18	18	N/A	68	68	N/A	131	131
14	167	N/A	13	13	N/A	6	6	N/A	35	35	N/A	57	57
15	57	N/A	3	3	N/A	3	3	N/A	6	6	N/A	29	29
16	206	N/A	16	16	N/A	11	11	N/A	44	44	N/A	76	76
17	115	N/A	7	7	N/A	4	4	N/A	13	13	N/A	37	37
18	227	N/A	19	19	N/A	16	16	N/A	46	46	N/A	93	93
19	202	N/A	10	10	N/A	9	9	N/A	52	52	N/A	76	76
20	234	N/A	19	19	N/A	13	13	N/A	49	49	N/A	78	78
	5,746	N/A	405	405	N/A	434	434	N/A	1,205	1,205	N/A	2,082	2,082
TOTALS													
	5,746	0	405	405	0	434	434	0	1,205	1,205	0	2,082	2,082

■ Yellow in the TOTALS column means precinct hasn't reported
 N/A indicates AV (Absentee) results are included in Elec Day results

These same results may also be obtained via:

- > Election Telephone Hotline: 586.469.5209
- > 24-Hour Fax (Within MI): 1.888.99.CLERK (request document number 6700)
- > 24-Hour Fax (Outside of MI): 1.310.575.5035 (request document number 6700)



Election Results

Chesterfield Twp Clerk One 4-year term

Official results, updated August 18, 9:56 AM

[Race List](#) | [Race Summary](#) | [Race Details](#) | [Race Details \(Printer Friendly\)](#)

POLL BOOK TOTALS	Kelly Jo Smolarek (REP)			Janice M. Uglis (DEM)			
	AV	Elec Day	TOTAL	AV	Elec Day	TOTAL	
CHESTERFIELD CHARTER TOWNSHIP							
01	437	N/A	122	122	N/A	159	159
02	342	N/A	105	105	N/A	117	117
03	396	N/A	97	97	N/A	140	140
04	126	N/A	30	30	N/A	43	43
05	457	N/A	119	119	N/A	180	180
06	352	N/A	112	112	N/A	109	109
07	373	N/A	100	100	N/A	129	129
08	366	N/A	107	107	N/A	123	123
09	309	N/A	67	67	N/A	125	125
10	607	N/A	227	227	N/A	169	169
11	201	N/A	39	39	N/A	78	78
12	220	N/A	67	67	N/A	79	79
13	352	N/A	89	89	N/A	122	122
14	167	N/A	37	37	N/A	51	51
15	57	N/A	12	12	N/A	28	28
16	206	N/A	55	55	N/A	79	79
17	115	N/A	23	23	N/A	38	38
18	227	N/A	62	62	N/A	91	91
19	202	N/A	68	68	N/A	75	75

■ Yellow in the TOTALS column means precinct hasn't reported
 N/A indicates AV (Absentee) results are included in Elec Day results

These same results may also be obtained via:

- > Election Telephone Hotline: 586.469.5209
- > 24-Hour Fax (Within MI): 1.888.99.CLERK (request document number 6700)
- > 24-Hour Fax (Outside of MI): 1.310.575.5035 (request document number 6700)



Election Results

Chesterfield Twp Clerk One 4-year term

Official results, updated August 18, 9:56 AM

[Race List](#) | [Race Summary](#) | [Race Details](#) | [Race Details \(Printer Friendly\)](#)

POLL BOOK TOTALS	Kelly Jo Smolarek (REP)			Janice M. Uglis (DEM)			
	AV	Elec Day	TOTAL	AV	Elec Day	TOTAL	
CHESTERFIELD CHARTER TOWNSHIP							
01	437	N/A	122	122	N/A	159	159
02	342	N/A	105	105	N/A	117	117
03	396	N/A	97	97	N/A	140	140
04	126	N/A	30	30	N/A	43	43
05	457	N/A	119	119	N/A	180	180
06	352	N/A	112	112	N/A	109	109
07	373	N/A	100	100	N/A	129	129
08	366	N/A	107	107	N/A	123	123
09	309	N/A	67	67	N/A	125	125
10	607	N/A	227	227	N/A	169	169
11	201	N/A	39	39	N/A	78	78
12	220	N/A	67	67	N/A	79	79
13	352	N/A	89	89	N/A	122	122
14	167	N/A	37	37	N/A	51	51
15	57	N/A	12	12	N/A	28	28
16	206	N/A	55	55	N/A	79	79
17	115	N/A	23	23	N/A	38	38
18	227	N/A	62	62	N/A	91	91
19	202	N/A	68	68	N/A	75	75
20	234	N/A	83	83	N/A	78	78
	5,746	N/A	1,621	1,621	N/A	2,013	2,013
TOTALS							
	5,746	0	1,621	1,621	0	2,013	2,013

■ Yellow in the TOTALS column means precinct hasn't reported
 N/A indicates AV (Absentee) results are included in Elec Day results

These same results may also be obtained via:

- > Election Telephone Hotline: 586.469.5209
- > 24-Hour Fax (Within MI): 1.888.99.CLERK (request document number 6700)
- > 24-Hour Fax (Outside of MI): 1.310.575.5035 (request document number 6700)



Election Results

Chesterfield Twp Treasurer One 4-year term

Official results, updated August 18, 9:56 AM

[Race List](#) | [Race Summary](#) | [Race Details](#) | [Race Details \(Printer Friendly\)](#)

POLL BOOK TOTALS	Marvin P. Stepnak (REP)			Pam Harris (REP)			Linda Hartman (DEM)			Luther MacGilvray (DEM)		
	AV	Elec Day	TOTAL	AV	Elec Day	TOTAL	AV	Elec Day	TOTAL	AV	Elec Day	TOTAL

CHESTERFIELD CHARTER TOWNSHIP													
01	437	N/A	96	96	N/A	90	90	N/A	129	129	N/A	35	35
02	342	N/A	59	59	N/A	76	76	N/A	97	97	N/A	28	28
03	396	N/A	61	61	N/A	65	65	N/A	123	123	N/A	32	32
04	126	N/A	29	29	N/A	14	14	N/A	31	31	N/A	11	11
05	457	N/A	63	63	N/A	100	100	N/A	153	153	N/A	29	29
06	352	N/A	76	76	N/A	79	79	N/A	85	85	N/A	28	28
07	373	N/A	69	69	N/A	73	73	N/A	106	106	N/A	28	28
08	366	N/A	61	61	N/A	85	85	N/A	92	92	N/A	37	37
09	309	N/A	49	49	N/A	54	54	N/A	121	121	N/A	16	16
10	607	N/A	135	135	N/A	154	154	N/A	139	139	N/A	33	33
11	201	N/A	30	30	N/A	32	32	N/A	73	73	N/A	16	16
12	220	N/A	41	41	N/A	46	46	N/A	63	63	N/A	19	19
13	352	N/A	53	53	N/A	57	57	N/A	105	105	N/A	19	19
14	167	N/A	29	29	N/A	30	30	N/A	50	50	N/A	11	11
15	57	N/A	6	6	N/A	8	8	N/A	28	28	N/A	3	3
16	206	N/A	37	37	N/A	41	41	N/A	61	61	N/A	19	19
17	115	N/A	10	10	N/A	22	22	N/A	38	38	N/A	3	3
18	227	N/A	34	34	N/A	53	53	N/A	77	77	N/A	15	15
19	202	N/A	28	28	N/A	42	42	N/A	71	71	N/A	8	8

■ Yellow in the TOTALS column means precinct hasn't reported
 N/A indicates AV (Absentee) results are included in Elec Day results

These same results may also be obtained via:

- > Election Telephone Hotline: 586.469.5209
- > 24-Hour Fax (Within MI): 1.888.99.CLERK (request document number 6700)
- > 24-Hour Fax (Outside of MI): 1.310.575.5035 (request document number 6700)



Election Results

Chesterfield Twp Treasurer One 4-year term

Official results, updated August 18, 9:56 AM

[Race List](#) | [Race Summary](#) | [Race Details](#) | [Race Details \(Printer Friendly\)](#)

POLL BOOK TOTALS	Marvin P. Stepnak (REP)			Pam Harris (REP)			Linda Hartman (DEM)			Luther MacGilvray (DEM)		
	AV	Elec Day	TOTAL	AV	Elec Day	TOTAL	AV	Elec Day	TOTAL	AV	Elec Day	TOTAL

CHESTERFIELD CHARTER TOWNSHIP													
01	437	N/A	96	96	N/A	90	90	N/A	129	129	N/A	35	35
02	342	N/A	59	59	N/A	76	76	N/A	97	97	N/A	28	28
03	396	N/A	61	61	N/A	65	65	N/A	123	123	N/A	32	32
04	126	N/A	29	29	N/A	14	14	N/A	31	31	N/A	11	11
05	457	N/A	63	63	N/A	100	100	N/A	153	153	N/A	29	29
06	352	N/A	76	76	N/A	79	79	N/A	85	85	N/A	28	28
07	373	N/A	69	69	N/A	73	73	N/A	106	106	N/A	28	28
08	366	N/A	61	61	N/A	85	85	N/A	92	92	N/A	37	37
09	309	N/A	49	49	N/A	54	54	N/A	121	121	N/A	16	16
10	607	N/A	135	135	N/A	154	154	N/A	139	139	N/A	33	33
11	201	N/A	30	30	N/A	32	32	N/A	73	73	N/A	16	16
12	220	N/A	41	41	N/A	46	46	N/A	63	63	N/A	19	19
13	352	N/A	53	53	N/A	57	57	N/A	105	105	N/A	19	19
14	167	N/A	29	29	N/A	30	30	N/A	50	50	N/A	11	11
15	57	N/A	6	6	N/A	8	8	N/A	28	28	N/A	3	3
16	206	N/A	37	37	N/A	41	41	N/A	61	61	N/A	19	19
17	115	N/A	10	10	N/A	22	22	N/A	38	38	N/A	3	3
18	227	N/A	34	34	N/A	53	53	N/A	77	77	N/A	15	15
19	202	N/A	28	28	N/A	42	42	N/A	71	71	N/A	8	8
20	234	N/A	47	47	N/A	46	46	N/A	67	67	N/A	15	15
	5,746	N/A	1,013	1,013	N/A	1,167	1,167	N/A	1,709	1,709	N/A	405	405
TOTALS													
	5,746	0	1,013	1,013	0	1,167	1,167	0	1,709	1,709	0	405	405

■ Yellow in the TOTALS column means precinct hasn't reported
 N/A indicates AV (Absentee) results are included in Elec Day results

These same results may also be obtained via:

- > Election Telephone Hotline: 586.469.5209
- > 24-Hour Fax (Within MI): 1.888.99.CLERK (request document number 6700)
- > 24-Hour Fax (Outside of MI): 1.310.575.5035 (request document number 6700)



Election Results

Chesterfield Twp Trustee Four 4-year terms

Official results, updated August 18, 9:56 AM

[Race List](#) | [Race Summary](#) | [Race Details](#) | [Race Details \(Printer Friendly\)](#)

POLL BOOK TOTALS	Alec Fell (REP)			Amy Zarate (REP)			Brian Scott DeMuynck (REP)			David Joseph (REP)			Denise Caputo-Cuenca (REP)			Hank Anderson (REP)			Harold L. Sullins (REP)			Jodi K. Jon (REP)		
	AV	Elec Day	TOTAL	AV	Elec Day	TOTAL	AV	Elec Day	TOTAL	AV	Elec Day	TOTAL	AV	Elec Day	TOTAL	AV	Elec Day	TOTAL	AV	Elec Day	TOTAL	AV	Elec Day	TOTAL

CHESTERFIELD CHARTER TOWNSHIP

01	437	N/A	56	56	N/A	81	81	N/A	64	64	N/A	102	102	N/A	55	55	N/A	77	77	N/A	18	18	N/A	76
02	342	N/A	40	40	N/A	49	49	N/A	62	62	N/A	77	77	N/A	43	43	N/A	48	48	N/A	18	18	N/A	55
03	396	N/A	23	23	N/A	54	54	N/A	62	62	N/A	50	50	N/A	30	30	N/A	38	38	N/A	23	23	N/A	56
04	126	N/A	8	8	N/A	20	20	N/A	23	23	N/A	23	23	N/A	6	6	N/A	11	11	N/A	6	6	N/A	23
05	457	N/A	39	39	N/A	60	60	N/A	68	68	N/A	69	69	N/A	30	30	N/A	71	71	N/A	35	35	N/A	63
06	352	N/A	72	72	N/A	70	70	N/A	61	61	N/A	79	79	N/A	39	39	N/A	54	54	N/A	21	21	N/A	72
07	373	N/A	52	52	N/A	49	49	N/A	69	69	N/A	69	69	N/A	31	31	N/A	36	36	N/A	27	27	N/A	33
08	366	N/A	19	19	N/A	53	53	N/A	62	62	N/A	82	82	N/A	58	58	N/A	35	35	N/A	32	32	N/A	78
09	309	N/A	14	14	N/A	55	55	N/A	42	42	N/A	73	73	N/A	27	27	N/A	30	30	N/A	12	12	N/A	36
10	607	N/A	60	60	N/A	106	106	N/A	142	142	N/A	156	156	N/A	60	60	N/A	110	110	N/A	47	47	N/A	110
11	201	N/A	17	17	N/A	31	31	N/A	33	33	N/A	27	27	N/A	18	18	N/A	15	15	N/A	11	11	N/A	29
12	220	N/A	16	16	N/A	55	55	N/A	37	37	N/A	42	42	N/A	18	18	N/A	20	20	N/A	12	12	N/A	41
13	352	N/A	31	31	N/A	49	49	N/A	51	51	N/A	56	56	N/A	43	43	N/A	33	33	N/A	19	19	N/A	47
14	167	N/A	24	24	N/A	17	17	N/A	20	20	N/A	30	30	N/A	9	9	N/A	21	21	N/A	11	11	N/A	21
15	57	N/A	5	5	N/A	4	4	N/A	3	3	N/A	7	7	N/A	5	5	N/A	3	3	N/A	7	7	N/A	6
16	206	N/A	13	13	N/A	26	26	N/A	26	26	N/A	31	31	N/A	52	52	N/A	19	19	N/A	18	18	N/A	43
17	115	N/A	0	0	N/A	12	12	N/A	10	10	N/A	10	10	N/A	7	7	N/A	0	0	N/A	7	7	N/A	10

■ Yellow in the TOTALS column means precinct hasn't reported
 N/A indicates AV (Absentee) results are included in Elec Day results

These same results may also be obtained via:

- > Election Telephone Hotline: 586.469.5209
- > 24-Hour Fax (Within MI): 1.888.99.CLERK (request document number 6700)
- > 24-Hour Fax (Outside of MI): 1.310.575.5035 (request document number 6700)



Election Results

Chesterfield Twp Trustee Four 4-year terms

Official results, updated August 18, 9:56 AM

[Race List](#) | [Race Summary](#) | [Race Details](#) | [Race Details \(Printer Friendly\)](#)

POLL BOOK TOTALS	Alec Fell (REP)			Amy Zarate (REP)			Brian Scott DeMuyneck (REP)			David Joseph (REP)			Denise Caputo-Cuenca (REP)			Hank Anderson (REP)			Harold L. Sullins (REP)			Jodi K. Jones (REP)			Thomas Yaschen (REP)			Tony McCown (REP)			Cheryl Printz (DEM)			Christine Bell (DEM)			Joe Miller (DEM)			John Crivas (DEM)			Michele Ficht (DEM)			Nicholas S. Mayer (DEM)			Paula Frame (DEM)							
	AV	Elec Day	TOTAL	AV	Elec Day	TOTAL	AV	Elec Day	TOTAL	AV	Elec Day	TOTAL	AV	Elec Day	TOTAL	AV	Elec Day	TOTAL	AV	Elec Day	TOTAL	AV	Elec Day	TOTAL	AV	Elec Day	TOTAL	AV	Elec Day	TOTAL	AV	Elec Day	TOTAL	AV	Elec Day	TOTAL	AV	Elec Day	TOTAL	AV	Elec Day	TOTAL	AV	Elec Day	TOTAL	AV	Elec Day	TOTAL	AV	Elec Day	TOTAL					
CHESTERFIELD CHARTER TOWNSHIP																																																								
01	437	N/A	56	56	N/A	81	81	N/A	64	64	N/A	102	102	N/A	55	55	N/A	77	77	N/A	18	18	N/A	76	76	N/A	43	43	N/A	42	42	N/A	90	90	N/A	113	113	N/A	72	72	N/A	74	74	N/A	80	80	N/A	55	55	N/A	81	81	N/A			
02	342	N/A	40	40	N/A	49	49	N/A	62	62	N/A	77	77	N/A	43	43	N/A	48	48	N/A	18	18	N/A	55	55	N/A	44	44	N/A	30	30	N/A	49	49	N/A	56	56	N/A	63	63	N/A	84	84	N/A	53	53	N/A	36	36	N/A	50	50	N/A			
03	396	N/A	23	23	N/A	54	54	N/A	62	62	N/A	50	50	N/A	30	30	N/A	38	38	N/A	23	23	N/A	56	56	N/A	25	25	N/A	39	39	N/A	78	78	N/A	79	79	N/A	76	76	N/A	78	78	N/A	69	69	N/A	58	58	N/A	88	88	N/A			
04	126	N/A	8	8	N/A	20	20	N/A	23	23	N/A	23	23	N/A	6	6	N/A	11	11	N/A	6	6	N/A	23	23	N/A	5	5	N/A	13	13	N/A	18	18	N/A	17	17	N/A	21	21	N/A	22	22	N/A	19	19	N/A	23	23	N/A	26	26	N/A			
05	457	N/A	39	39	N/A	60	60	N/A	68	68	N/A	69	69	N/A	30	30	N/A	71	71	N/A	35	35	N/A	63	63	N/A	44	44	N/A	34	34	N/A	79	79	N/A	111	111	N/A	91	91	N/A	88	88	N/A	88	88	N/A	77	77	N/A	66	66	N/A			
06	352	N/A	72	72	N/A	70	70	N/A	61	61	N/A	79	79	N/A	39	39	N/A	54	54	N/A	21	21	N/A	72	72	N/A	24	24	N/A	32	32	N/A	49	49	N/A	64	64	N/A	66	66	N/A	56	56	N/A	52	52	N/A	51	51	N/A	55	55	N/A			
07	373	N/A	52	52	N/A	49	49	N/A	69	69	N/A	69	69	N/A	31	31	N/A	36	36	N/A	27	27	N/A	33	33	N/A	33	33	N/A	33	33	N/A	74	74	N/A	72	72	N/A	65	65	N/A	62	62	N/A	63	63	N/A	39	39	N/A	64	64	N/A			
08	366	N/A	19	19	N/A	53	53	N/A	62	62	N/A	82	82	N/A	58	58	N/A	35	35	N/A	32	32	N/A	78	78	N/A	32	32	N/A	40	40	N/A	54	54	N/A	67	67	N/A	69	69	N/A	53	53	N/A	70	70	N/A	64	64	N/A	61	61	N/A			
09	309	N/A	14	14	N/A	55	55	N/A	42	42	N/A	73	73	N/A	27	27	N/A	30	30	N/A	12	12	N/A	36	36	N/A	15	15	N/A	21	21	N/A	53	53	N/A	62	62	N/A	57	57	N/A	49	49	N/A	119	119	N/A	57	57	N/A	57	57	N/A	76	76	N/A
10	607	N/A	60	60	N/A	106	106	N/A	142	142	N/A	156	156	N/A	60	60	N/A	110	110	N/A	47	47	N/A	110	110	N/A	96	96	N/A	54	54	N/A	87	87	N/A	93	93	N/A	69	69	N/A	90	90	N/A	91	91	N/A	61	61	N/A	95	95	N/A			
11	201	N/A	17	17	N/A	31	31	N/A	33	33	N/A	27	27	N/A	18	18	N/A	15	15	N/A	11	11	N/A	29	29	N/A	13	13	N/A	14	14	N/A	58	58	N/A	48	48	N/A	46	46	N/A	53	53	N/A	41	41	N/A	32	32	N/A	33	33	N/A			
12	220	N/A	16	16	N/A	55	55	N/A	37	37	N/A	42	42	N/A	18	18	N/A	20	20	N/A	12	12	N/A	41	41	N/A	9	9	N/A	18	18	N/A	47	47	N/A	46	46	N/A	34	34	N/A	36	36	N/A	30	30	N/A	36	36	N/A	37	37	N/A			
13	352	N/A	31	31	N/A	49	49	N/A	51	51	N/A	56	56	N/A	43	43	N/A	33	33	N/A	19	19	N/A	47	47	N/A	16	16	N/A	30	30	N/A	65	65	N/A	63	63	N/A	56	56	N/A	43	43	N/A	52	52	N/A	103	103	N/A	70	70	N/A			
14	167	N/A	24	24	N/A	17	17	N/A	20	20	N/A	30	30	N/A	9	9	N/A	21	21	N/A	11	11	N/A	21	21	N/A	12	12	N/A	8	8	N/A	34	34	N/A	34	34	N/A	21	21	N/A	26	26	N/A	21	21	N/A	17	17	N/A	26	26	N/A			
15	57	N/A	5	5	N/A	4	4	N/A	3	3	N/A	7	7	N/A	5	5	N/A	3	3	N/A	7	7	N/A	6	6	N/A	1	1	N/A	2	2	N/A	16	16	N/A	26	26	N/A	13	13	N/A	14	14	N/A	13	13	N/A	8	8	N/A	20	20	N/A			
16	206	N/A	13	13	N/A	26	26	N/A	26	26	N/A	31	31	N/A	52	52	N/A	19	19	N/A	18	18	N/A	43	43	N/A	8	8	N/A	35	35	N/A	36	36	N/A	42	42	N/A	42	42	N/A	41	41	N/A	35	35	N/A	31	31	N/A	41	41	N/A			
17	115	N/A	9	9	N/A	13	13	N/A	10	10	N/A	18	18	N/A	7	7	N/A	8	8	N/A	7	7	N/A	10	10	N/A	4	4	N/A	8	8	N/A	25	25	N/A	20	20	N/A	18	18	N/A	16	16	N/A	25	25	N/A	13	13	N/A	25	25	N/A			
18	227	N/A	21	21	N/A	38	38	N/A	35	35	N/A	38	38	N/A	27	27	N/A	24	24	N/A	23	23	N/A	33	33	N/A	18	18	N/A	20	20	N/A	45	45	N/A	52	52	N/A	32	32	N/A	40	40	N/A	37	37	N/A	46	46	N/A	51	51	N/A			
19	202	N/A	12	12	N/A	32	32	N/A	38	38	N/A	33	33	N/A	22	22	N/A	26	26	N/A	16	16	N/A	26	26	N/A	16	16	N/A	21	21	N/A	51	51	N/A	46	46	N/A	28	28	N/A	31	31	N/A	34	34	N/A	34	34	N/A	42	42	N/A			
20	234	N/A	26	26	N/A	33	33	N/A	46	46	N/A	34	34	N/A	25	25	N/A	27	27	N/A	12	12	N/A	27	27	N/A	31	31	N/A	19	19	N/A	38	38	N/A	48	48	N/A	44	44	N/A	41	41	N/A	30	30	N/A	32	32	N/A	46	46	N/A			
5,746		N/A	557	557	N/A	895	895	N/A	954	954	N/A	1,096	1,096	N/A	605	605	N/A	706	706	N/A	375	375	N/A	885	885	N/A	489	489	N/A	513	513	N/A	1,046	1,046	N/A	1,159	1,159	N/A	983	983	N/A	997	997	N/A	1,022	1,022	N/A	873	873	N/A	1,053	1,053	N/A			
TOTALS																																																								
5,746		0	557	557	0	895	895	0	954	954	0	1,096	1,096	0	605	605	0	706	706	0	375	375	0	885	885	0	489	489	0	513	513	0	1,046	1,046	0	1,159	1,159	0	983	983	0	997	997	0	1,022	1,022	0	873	873	0	1,053	1,053				

Yellow in the TOTALS column means precinct hasn't reported
N/A indicates AV (Absentee) results are included in Elec Day results

These same results may also be obtained via:
> Election Telephone Hotline: 586.469.5209
> 24-Hour Fax (Within MI): 1.888.99.CLERK (request document number 6700)
> 24-Hour Fax (Outside of MI): 1.310.575.5035 (request document number 6700)



Election Results

Clinton Twp Supervisor One 4-year term

Official results, updated August 18, 9:56 AM

[Race List](#) | [Race Summary](#) | [Race Details](#) | [Race Details \(Printer Friendly\)](#)

POLL BOOK TOTALS	Robert James Cannon (REP)		
	AV	Elec Day	TOTAL

CLINTON TOWNSHIP				
01	348	62	33	95
02	144	23	17	40
03	195	13	18	31
04	197	11	23	34
05	107	3	0	3
06	327	36	28	64
07	194	17	25	42
08	239	23	34	57
09	199	21	25	46
10	537	87	37	124
11	244	13	28	41
12	128	11	12	23
13	177	7	21	28
14	123	11	9	20
15	268	20	41	61
16	324	52	33	85
17	240	20	24	44
18	330	26	45	71
19	353	50	49	99

■ Yellow in the TOTALS column means precinct hasn't reported
N/A indicates AV (Absentee) results are included in Elec Day results

These same results may also be obtained via:

- > Election Telephone Hotline: 586.469.5209
- > 24-Hour Fax (Within MI): 1.888.99.CLERK (request document number 6700)
- > 24-Hour Fax (Outside of MI): 1.310.575.5035 (request document number 6700)



Election Results

Clinton Twp Supervisor One 4-year term

Official results, updated August 18, 9:56 AM

[Race List](#) | [Race Summary](#) | [Race Details](#) | [Race Details \(Printer Friendly\)](#)

POLL BOOK TOTALS	Robert James Cannon (REP)		
	AV	Elec Day	TOTAL

CLINTON TOWNSHIP				
01	348	62	33	95
02	144	23	17	40
03	195	13	18	31
04	197	11	23	34
05	107	3	0	3
06	327	36	28	64
07	194	17	25	42
08	239	23	34	57
09	199	21	25	46
10	537	87	37	124
11	244	13	28	41
12	128	11	12	23
13	177	7	21	28
14	123	11	9	20
15	268	20	41	61
16	324	52	33	85
17	240	20	24	44
18	330	26	45	71
19	353	50	49	99
20	192	12	21	33
21	221	10	16	26
22	256	26	15	41
23	455	57	57	114
24	270	52	22	74
25	243	28	27	55
26	453	64	58	122
27	328	57	36	93
28	68	2	4	6
29	438	44	88	132
30	288	35	37	72
31	230	16	22	38
32	289	56	36	92
33	399	40	29	69
34	66	5	7	12

35	685	90	48	138
36	313	39	38	77
37	496	75	47	122
38	280	28	88	116
39	334	56	29	85
40	370	28	66	94
41	307	32	28	60
42	346	46	27	73
43	143	37	16	53
44	500	83	54	137
45	293	54	30	84
46	491	124	26	150
	13,428	1,702	1,474	3,176
TOTALS				
	13,428	1,702	1,474	3,176

■ Yellow in the TOTALS column means precinct hasn't reported
N/A indicates AV (Absentee) results are included in Elec Day results

These same results may also be obtained via:

- > Election Telephone Hotline: 586.469.5209
- > 24-Hour Fax (Within MI): 1.888.99.CLERK (request document number 6700)
- > 24-Hour Fax (Outside of MI): 1.310.575.5035 (request document number 6700)



Election Results

Clinton Twp Clerk One 4-year term

Official results, updated August 18, 9:56 AM

[Race List](#) | [Race Summary](#) | [Race Details](#) | [Race Details \(Printer Friendly\)](#)

POLL BOOK TOTALS	George Fitzgerald (DEM)			
	AV	Elec Day	TOTAL	
CLINTON TOWNSHIP				
01	348	98	62	160
02	144	27	38	65
03	195	54	79	133
04	197	81	39	120
05	107	16	49	65
06	327	74	79	153
07	194	65	52	117
08	239	51	65	116
09	199	36	65	101
10	537	138	90	228
11	244	51	81	132
12	128	33	39	72
13	177	33	65	98
14	123	35	23	58
15	268	52	71	123
16	324	103	55	158
17	240	58	75	133
18	330	89	64	153
19	353	66	57	123

■ Yellow in the TOTALS column means precinct hasn't reported
N/A indicates AV (Absentee) results are included in Elec Day results

These same results may also be obtained via:

- > Election Telephone Hotline: 586.469.5209
- > 24-Hour Fax (Within MI): 1.888.99.CLERK (request document number 6700)
- > 24-Hour Fax (Outside of MI): 1.310.575.5035 (request document number 6700)



Election Results

Clinton Twp Clerk One 4-year term

Official results, updated August 18, 9:56 AM

[Race List](#) | [Race Summary](#) | [Race Details](#) | [Race Details \(Printer Friendly\)](#)

POLL BOOK TOTALS	George Fitzgerald (DEM)		
	AV	Elec Day	TOTAL

CLINTON TOWNSHIP				
01	348	98	62	160
02	144	27	38	65
03	195	54	79	133
04	197	81	39	120
05	107	16	49	65
06	327	74	79	153
07	194	65	52	117
08	239	51	65	116
09	199	36	65	101
10	537	138	90	228
11	244	51	81	132
12	128	33	39	72
13	177	33	65	98
14	123	35	23	58
15	268	52	71	123
16	324	103	55	158
17	240	58	75	133
18	330	89	64	153
19	353	66	57	123
20	192	38	69	107
21	221	72	45	117
22	256	82	66	148
23	455	110	100	210
24	270	73	47	120
25	243	69	50	119
26	453	111	79	190
27	328	100	55	155
28	68	21	28	49
29	438	69	95	164
30	288	77	64	141
31	230	40	81	121
32	289	59	42	101
33	399	109	92	201
34	66	13	18	31

35	685	236	73	309
36	313	79	62	141
37	496	144	87	231
38	280	29	68	97
39	334	103	51	154
40	370	77	86	163
41	307	95	69	164
42	346	126	61	187
43	143	26	25	51
44	500	114	93	207
45	293	57	66	123
46	491	158	41	199
	13,428	3,447	2,861	6,308
TOTALS				
	13,428	3,447	2,861	6,308

■ Yellow in the TOTALS column means precinct hasn't reported
N/A indicates AV (Absentee) results are included in Elec Day results

These same results may also be obtained via:

- > Election Telephone Hotline: 586.469.5209
- > 24-Hour Fax (Within MI): 1.888.99.CLERK (request document number 6700)
- > 24-Hour Fax (Outside of MI): 1.310.575.5035 (request document number 6700)



Election Results

Clinton Twp Treasurer One 4-year term

Official results, updated August 18, 9:56 AM

[Race List](#) | [Race Summary](#) | [Race Details](#) | [Race Details \(Printer Friendly\)](#)

POLL BOOK TOTALS	William J. Sowerby (DEM)		
	AV	Elec Day	TOTAL

CLINTON TOWNSHIP				
01	348	100	65	165
02	144	29	38	67
03	195	50	76	126
04	197	81	39	120
05	107	19	49	68
06	327	84	81	165
07	194	64	50	114
08	239	53	68	121
09	199	40	65	105
10	537	152	92	244
11	244	52	89	141
12	128	34	39	73
13	177	32	73	105
14	123	36	27	63
15	268	55	70	125
16	324	103	55	158
17	240	61	79	140
18	330	91	69	160
19	353	73	55	128

■ Yellow in the TOTALS column means precinct hasn't reported
N/A indicates AV (Absentee) results are included in Elec Day results

These same results may also be obtained via:

- > Election Telephone Hotline: 586.469.5209
- > 24-Hour Fax (Within MI): 1.888.99.CLERK (request document number 6700)
- > 24-Hour Fax (Outside of MI): 1.310.575.5035 (request document number 6700)



Election Results

Clinton Twp Treasurer One 4-year term

Official results, updated August 18, 9:56 AM

[Race List](#) | [Race Summary](#) | [Race Details](#) | [Race Details \(Printer Friendly\)](#)

POLL BOOK TOTALS	William J. Sowerby (DEM)		
	AV	Elec Day	TOTAL

CLINTON TOWNSHIP				
01	348	100	65	165
02	144	29	38	67
03	195	50	76	126
04	197	81	39	120
05	107	19	49	68
06	327	84	81	165
07	194	64	50	114
08	239	53	68	121
09	199	40	65	105
10	537	152	92	244
11	244	52	89	141
12	128	34	39	73
13	177	32	73	105
14	123	36	27	63
15	268	55	70	125
16	324	103	55	158
17	240	61	79	140
18	330	91	69	160
19	353	73	55	128
20	192	41	72	113
21	221	74	46	120
22	256	84	70	154
23	455	117	104	221
24	270	80	45	125
25	243	73	52	125
26	453	114	82	196
27	328	107	55	162
28	68	21	27	48
29	438	76	97	173
30	288	82	66	148
31	230	43	80	123
32	289	61	41	102
33	399	111	98	209
34	66	15	18	33

35	685	241	75	316
36	313	82	65	147
37	496	151	90	241
38	280	29	63	92
39	334	108	52	160
40	370	78	88	166
41	307	96	69	165
42	346	132	65	197
43	143	26	27	53
44	500	130	91	221
45	293	60	71	131
46	491	160	40	200
	13,428	3,601	2,928	6,529
TOTALS				
	13,428	3,601	2,928	6,529

■ Yellow in the TOTALS column means precinct hasn't reported
N/A indicates AV (Absentee) results are included in Elec Day results

These same results may also be obtained via:

- > Election Telephone Hotline: 586.469.5209
- > 24-Hour Fax (Within MI): 1.888.99.CLERK (request document number 6700)
- > 24-Hour Fax (Outside of MI): 1.310.575.5035 (request document number 6700)



Election Results

Clinton Twp Trustee Four 4-year terms

Official results, updated August 18, 9:56 AM

[Race List](#) | [Race Summary](#) | [Race Details](#) | [Race Details \(Printer Friendly\)](#)

POLL BOOK TOTALS	Derek Wilczynski (REP)			John Russi (REP)			David Santia (DEM)			Dean Joseph Reynolds (DEM)			Diane Zontini (DEM)			Ernest Hornu (DEM)		
	AV	Elec Day	TOTAL	AV	Elec Day	TOTAL	AV	Elec Day	TOTAL	AV	Elec Day	TOTAL	AV	Elec Day	TOTAL	AV	Elec Day	
CLINTON TOWNSHIP																		
01	348	47	21	68	58	25	83	39	18	57	56	39	95	59	31	90	65	50
02	144	14	12	26	22	15	37	11	12	23	16	21	37	17	13	30	19	30
03	195	9	11	20	12	16	28	16	19	35	33	52	85	28	33	61	35	44
04	197	11	9	20	9	16	25	34	20	54	36	23	59	47	13	60	46	24
05	107	0	0	0	3	0	3	11	15	26	8	30	38	6	24	30	12	32
06	327	27	20	47	33	23	56	11	25	36	56	57	113	30	37	67	56	55
07	194	14	16	30	18	21	39	18	17	35	40	34	74	39	33	72	48	33
08	239	15	23	38	18	18	36	16	29	45	27	33	60	24	43	67	37	47
09	199	10	21	31	16	19	35	13	25	38	28	40	68	21	34	55	29	43
10	537	70	33	103	78	29	107	45	31	76	118	75	193	59	40	99	101	54
11	244	8	13	21	9	20	29	17	41	58	30	58	88	32	61	93	32	54
12	128	7	7	14	12	7	19	12	10	22	18	17	35	14	23	37	20	24
13	177	5	14	19	7	16	23	14	28	42	17	39	56	19	40	59	19	49
14	123	7	10	17	8	6	14	12	10	22	22	19	41	24	16	40	24	20
15	268	15	26	41	13	37	50	24	26	50	37	40	77	37	39	76	39	53
16	324	41	20	61	43	25	68	43	21	64	54	32	86	54	28	82	54	36
17	240	14	16	30	17	22	39	22	34	56	40	58	98	24	29	53	34	41

■ Yellow in the TOTALS column means precinct hasn't reported
N/A indicates AV (Absentee) results are included in Elec Day results

These same results may also be obtained via:

- > Election Telephone Hotline: 586.469.5209
- > 24-Hour Fax (Within MI): 1.888.99.CLERK (request document number 6700)
- > 24-Hour Fax (Outside of MI): 1.310.575.5035 (request document number 6700)



Election Results

Clinton Twp Trustee Four 4-year terms

Official results, updated August 18, 9:56 AM

[Race List](#) | [Race Summary](#) | [Race Details](#) | [Race Details \(Printer Friendly\)](#)

POLL BOOK TOTALS	Derek Wilczynski (REP)			John Russi (REP)			David Santia (DEM)			Dean Joseph Reynolds (DEM)			Diane Zontini (DEM)			Ernest Hornung (DEM)			Gregory Rogers (DEM)			Jenifer Jo West (DEM)			Kenneth Pearl (DEM)			
	AV	Elec Day	TOTAL	AV	Elec Day	TOTAL	AV	Elec Day	TOTAL	AV	Elec Day	TOTAL	AV	Elec Day	TOTAL	AV	Elec Day	TOTAL	AV	Elec Day	TOTAL	AV	Elec Day	TOTAL	AV	Elec Day	TOTAL	
CLINTON TOWNSHIP																												
01	348	47	21	68	58	25	83	39	18	57	56	39	95	59	31	90	65	50	115	24	13	37	74	44	118	57	35	92
02	144	14	12	26	22	15	37	11	12	23	16	21	37	17	13	30	19	30	49	10	14	24	26	33	59	18	17	35
03	195	9	11	20	12	16	28	16	19	35	33	52	85	28	33	61	35	44	79	11	28	39	33	54	87	25	35	60
04	197	11	9	20	9	16	25	34	20	54	36	23	59	47	13	60	46	24	70	37	14	51	57	18	75	49	21	70
05	107	0	0	0	3	0	3	11	15	26	8	30	38	6	24	30	12	32	44	7	23	30	18	39	57	12	36	48
06	327	27	20	47	33	23	56	11	25	36	56	57	113	30	37	67	56	55	111	15	28	43	71	70	141	52	53	105
07	194	14	16	30	18	21	39	18	17	35	40	34	74	39	33	72	48	33	81	19	10	29	40	32	72	29	25	54
08	239	15	23	38	18	18	36	16	29	45	27	33	60	24	43	67	37	47	84	14	19	33	40	50	90	24	32	56
09	199	10	21	31	16	19	35	13	25	38	28	40	68	21	34	55	29	43	72	7	20	27	32	47	79	21	36	57
10	537	70	33	103	78	29	107	45	31	76	118	75	193	59	40	99	101	54	155	22	18	40	107	52	159	83	76	159
11	244	8	13	21	9	20	29	17	41	58	30	58	88	32	61	93	32	54	86	19	26	45	36	57	93	27	37	64
12	128	7	7	14	12	7	19	12	10	22	18	17	35	14	23	37	20	24	44	11	10	21	28	37	65	16	17	33
13	177	5	14	19	7	16	23	14	28	42	17	39	56	19	40	59	19	49	68	8	24	32	28	54	82	10	34	44
14	123	7	10	17	8	6	14	12	10	22	22	19	41	24	16	40	24	20	44	7	11	18	32	21	53	22	12	34
15	268	15	26	41	13	37	50	24	26	50	37	40	77	37	39	76	39	53	92	16	15	31	49	41	90	23	31	54
16	324	41	20	61	43	25	68	43	21	64	54	32	86	54	28	82	54	36	90	33	13	46	73	35	108	53	28	81
17	240	14	16	30	17	22	39	22	34	56	40	58	98	24	29	53	34	41	75	13	24	37	49	51	100	33	31	64
18	330	23	38	61	21	31	52	26	30	56	63	44	107	32	27	59	64	40	104	24	23	47	66	57	123	39	37	76
19	353	35	25	60	41	38	79	26	34	60	41	44	85	27	24	51	41	31	72	16	17	33	48	34	82	44	51	95
20	192	8	20	28	11	21	32	20	31	51	22	42	64	24	40	64	27	45	72	10	21	31	22	46	68	16	29	45
21	221	9	11	20	11	15	26	17	17	34	50	26	76	29	29	58	58	29	87	15	18	33	61	27	88	49	32	81
22	256	19	8	27	25	11	36	19	27	46	53	35	88	39	37	76	57	36	93	25	18	43	67	48	115	49	38	87
23	455	39	39	78	46	42	88	41	24	65	70	53	123	51	44	95	92	84	176	24	23	47	87	61	148	73	69	142
24	270	41	15	56	42	13	55	30	18	48	54	23	77	38	20	58	40	28	68	24	12	36	51	36	87	35	15	50
25	243	16	15	31	19	14	33	23	23	46	32	32	64	36	30	66	46	38	84	23	20	43	53	39	92	37	22	59
26	453	53	43	96	45	47	92	50	50	100	67	56	123	50	35	85	86	49	135	23	23	46	85	61	146	53	48	101
27	328	36	22	58	46	35	81	37	27	64	52	20	72	54	30	84	69	35	104	25	11	36	74	29	103	70	29	99
28	68	1	3	4	2	2	4	7	4	11	13	11	24	9	13	22	14	9	23	5	14	19	12	14	26	8	15	23
29	438	34	57	91	47	65	112	19	36	55	36	54	90	40	39	79	50	72	122	12	23	35	58	74	132	44	70	114
30	288	28	25	53	29	22	51	18	26	44	51	43	94	33	31	64	50	39	89	17	15	32	56	39	95	62	40	102
31	230	14	11	25	13	16	29	17	32	49	26	47	73	26	34	60	19	39	58	20	24	44	26	48	74	20	37	57

32	289	52	20	72	47	24	71	23	27	50	32	21	53	33	23	56	42	21	63	21	15	36	49	28	77	31	17	48
33	399	37	20	57	41	25	66	39	37	76	71	63	134	53	37	90	54	48	102	27	24	51	88	79	167	65	63	128
34	66	4	6	10	3	5	8	2	7	9	12	11	23	6	5	11	12	13	25	1	3	4	15	14	29	12	13	25
35	685	68	35	103	73	37	110	73	25	98	171	37	208	107	38	145	182	55	237	59	36	95	171	49	220	135	36	171
36	313	27	33	60	28	24	52	27	24	51	44	42	86	43	32	75	65	50	115	15	15	30	62	53	115	36	39	75
37	496	52	28	80	65	36	101	60	44	104	91	54	145	74	46	120	115	58	173	33	19	52	118	58	176	86	55	141
38	280	22	53	75	23	57	80	14	25	39	24	49	73	10	26	36	22	42	64	3	15	18	18	38	56	22	49	71
39	334	42	19	61	45	20	65	44	24	68	78	28	106	45	19	64	71	29	100	30	17	47	78	40	118	54	29	83
40	370	17	41	58	24	37	61	25	42	67	47	53	100	33	47	80	55	64	119	19	20	39	58	63	121	46	41	87
41	307	25	20	45	26	21	47	38	28	66	54	34	88	44	32	76	59	44	103	21	19	40	80	48	128	41	37	78
42	346	33	18	51	31	25	56	49	23	72	59	29	88	66	39	105	83	31	114	27	21	48	94	52	146	59	26	85
43	143	18	9	27	29	13	42	8	11	19	17	13	30	11	9	20	22	17	39	3	3	6	16	15	31	13	16	29
44	500	61	35	96	64	41	105	44	39	83	73	55	128	52	36	88	84	51	135	27	19	46	96	63	159	74	69	143
45	293	35	26	61	47	26	73	18	27	45	42	47	89	14	22	36	47	43	90	11	18	29	50	52	102	34	45	79
46	491	76	15	91	84	20	104	73	22	95	85	19	104	93	21	114	88	17	105	58	14	72	128	28	156	82	15	97
	13,428	1,239	982	2,221	1,404	1,098	2,502	1,245	1,165	2,410	2,166	1,752	3,918	1,706	1,402	3,108	2,384	1,846	4,230	891	830	1,721	2,680	2,028	4,708	1,943	1,638	3,581
TOTALS																												
	13,428	1,239	982	2,221	1,404	1,098	2,502	1,245	1,165	2,410	2,166	1,752	3,918	1,706	1,402	3,108	2,384	1,846	4,230	891	830	1,721	2,680	2,028	4,708	1,943	1,638	3,581

■ Yellow in the TOTALS column means precinct hasn't reported
 N/A indicates AV (Absentee) results are included in Elec Day results

- These same results may also be obtained via:
- > Election Telephone Hotline: 586.469.5209
 - > 24-Hour Fax (Within MI): 1.888.99.CLERK (request document number 6700)
 - > 24-Hour Fax (Outside of MI): 1.310.575.5035 (request document number 6700)



Election Results

Harrison Twp Supervisor One 4-year term

Official results, updated August 18, 9:56 AM

[Race List](#) | [Race Summary](#) | [Race Details](#) | [Race Details \(Printer Friendly\)](#)

POLL BOOK TOTALS	Anthony G. Forlini (REP)			Mark Knowles (DEM)			
	AV	Elec Day	TOTAL	AV	Elec Day	TOTAL	
HARRISON CHARTER TOWNSHIP							
01	388	73	73	146	34	73	107
02	292	47	52	99	44	40	84
03	351	33	107	140	32	51	83
04	664	105	204	309	55	84	139
05	598	87	174	261	55	74	129
06	570	70	181	251	54	94	148
07	672	83	163	246	83	97	180
08	87	4	6	10	26	18	44
09	455	93	124	217	55	43	98
10	388	50	104	154	33	82	115
11	284	46	44	90	49	46	95
12	165	17	26	43	28	36	64
	4,914	708	1,258	1,966	548	738	1,286
TOTALS							
	4,914	708	1,258	1,966	548	738	1,286

■ Yellow in the TOTALS column means precinct hasn't reported
 N/A indicates AV (Absentee) results are included in Elec Day results

These same results may also be obtained via:

- > Election Telephone Hotline: 586.469.5209
- > 24-Hour Fax (Within MI): 1.888.99.CLERK (request document number 6700)
- > 24-Hour Fax (Outside of MI): 1.310.575.5035 (request document number 6700)



Election Results

Harrison Twp Supervisor One 4-year term

Official results, updated August 18, 9:56 AM

[Race List](#) | [Race Summary](#) | [Race Details](#) | [Race Details \(Printer Friendly\)](#)

POLL BOOK TOTALS	Anthony G. Forlini (REP)			Mark Knowles (DEM)			
	AV	Elec Day	TOTAL	AV	Elec Day	TOTAL	
HARRISON CHARTER TOWNSHIP							
01	388	73	73	146	34	73	107
02	292	47	52	99	44	40	84
03	351	33	107	140	32	51	83
04	664	105	204	309	55	84	139
05	598	87	174	261	55	74	129
06	570	70	181	251	54	94	148
07	672	83	163	246	83	97	180
08	87	4	6	10	26	18	44
09	455	93	124	217	55	43	98
10	388	50	104	154	33	82	115
11	284	46	44	90	49	46	95
12	165	17	26	43	28	36	64
	4,914	708	1,258	1,966	548	738	1,286
TOTALS							
	4,914	708	1,258	1,966	548	738	1,286

■ Yellow in the TOTALS column means precinct hasn't reported
 N/A indicates AV (Absentee) results are included in Elec Day results

These same results may also be obtained via:

- > Election Telephone Hotline: 586.469.5209
- > 24-Hour Fax (Within MI): 1.888.99.CLERK (request document number 6700)
- > 24-Hour Fax (Outside of MI): 1.310.575.5035 (request document number 6700)



Election Results

Harrison Twp Clerk One 4-year term

Official results, updated August 18, 9:56 AM

[Race List](#) | [Race Summary](#) | [Race Details](#) | [Race Details \(Printer Friendly\)](#)

POLL BOOK TOTALS	Jan P. Jorgensen (REP)			James A. Ulinski (DEM)			
	AV	Elec Day	TOTAL	AV	Elec Day	TOTAL	
HARRISON CHARTER TOWNSHIP							
01	388	75	73	148	39	54	93
02	292	48	46	94	41	42	83
03	351	36	106	142	29	50	79
04	664	110	208	318	48	79	127
05	598	100	168	268	55	72	127
06	570	72	183	255	41	76	117
07	672	91	156	247	70	86	156
08	87	4	8	12	27	18	45
09	455	96	109	205	44	39	83
10	388	47	95	142	30	62	92
11	284	49	50	99	49	40	89
12	165	20	27	47	27	32	59
	4,914	748	1,229	1,977	500	650	1,150
TOTALS							
	4,914	748	1,229	1,977	500	650	1,150

■ Yellow in the TOTALS column means precinct hasn't reported
N/A indicates AV (Absentee) results are included in Elec Day results

These same results may also be obtained via:

- > Election Telephone Hotline: 586.469.5209
- > 24-Hour Fax (Within MI): 1.888.99.CLERK (request document number 6700)
- > 24-Hour Fax (Outside of MI): 1.310.575.5035 (request document number 6700)



Election Results

Harrison Twp Clerk One 4-year term

Official results, updated August 18, 9:56 AM

[Race List](#) | [Race Summary](#) | [Race Details](#) | [Race Details \(Printer Friendly\)](#)

POLL BOOK TOTALS	Jan P. Jorgensen (REP)			James A. Ulinski (DEM)			
	AV	Elec Day	TOTAL	AV	Elec Day	TOTAL	
HARRISON CHARTER TOWNSHIP							
01	388	75	73	148	39	54	93
02	292	48	46	94	41	42	83
03	351	36	106	142	29	50	79
04	664	110	208	318	48	79	127
05	598	100	168	268	55	72	127
06	570	72	183	255	41	76	117
07	672	91	156	247	70	86	156
08	87	4	8	12	27	18	45
09	455	96	109	205	44	39	83
10	388	47	95	142	30	62	92
11	284	49	50	99	49	40	89
12	165	20	27	47	27	32	59
	4,914	748	1,229	1,977	500	650	1,150
TOTALS							
	4,914	748	1,229	1,977	500	650	1,150

■ Yellow in the TOTALS column means precinct hasn't reported
N/A indicates AV (Absentee) results are included in Elec Day results

These same results may also be obtained via:

- > Election Telephone Hotline: 586.469.5209
- > 24-Hour Fax (Within MI): 1.888.99.CLERK (request document number 6700)
- > 24-Hour Fax (Outside of MI): 1.310.575.5035 (request document number 6700)



Election Results

Harrison Twp Treasurer One 4-year term

Official results, updated August 18, 9:56 AM

[Race List](#) | [Race Summary](#) | [Race Details](#) | [Race Details \(Printer Friendly\)](#)

POLL BOOK TOTALS	Darrin S. York (REP)			James Senstock (REP)			
	AV	Elec Day	TOTAL	AV	Elec Day	TOTAL	
HARRISON CHARTER TOWNSHIP							
01	388	55	49	104	24	35	59
02	292	38	34	72	19	26	45
03	351	34	81	115	14	46	60
04	664	80	175	255	43	76	119
05	598	81	137	218	35	71	106
06	570	66	155	221	20	59	79
07	672	85	145	230	28	55	83
08	87	2	2	4	2	6	8
09	455	81	93	174	49	66	115
10	388	40	82	122	25	48	73
11	284	33	34	67	22	18	40
12	165	12	19	31	8	16	24
	4,914	607	1,006	1,613	289	522	811
TOTALS							
	4,914	607	1,006	1,613	289	522	811

■ Yellow in the TOTALS column means precinct hasn't reported
N/A indicates AV (Absentee) results are included in Elec Day results

These same results may also be obtained via:

- > Election Telephone Hotline: 586.469.5209
- > 24-Hour Fax (Within MI): 1.888.99.CLERK (request document number 6700)
- > 24-Hour Fax (Outside of MI): 1.310.575.5035 (request document number 6700)



Election Results

Harrison Twp Treasurer One 4-year term

Official results, updated August 18, 9:56 AM

[Race List](#) | [Race Summary](#) | [Race Details](#) | [Race Details \(Printer Friendly\)](#)

POLL BOOK TOTALS	Darrin S. York (REP)			James Senstock (REP)			
	AV	Elec Day	TOTAL	AV	Elec Day	TOTAL	
HARRISON CHARTER TOWNSHIP							
01	388	55	49	104	24	35	59
02	292	38	34	72	19	26	45
03	351	34	81	115	14	46	60
04	664	80	175	255	43	76	119
05	598	81	137	218	35	71	106
06	570	66	155	221	20	59	79
07	672	85	145	230	28	55	83
08	87	2	2	4	2	6	8
09	455	81	93	174	49	66	115
10	388	40	82	122	25	48	73
11	284	33	34	67	22	18	40
12	165	12	19	31	8	16	24
	4,914	607	1,006	1,613	289	522	811
TOTALS							
	4,914	607	1,006	1,613	289	522	811

■ Yellow in the TOTALS column means precinct hasn't reported
N/A indicates AV (Absentee) results are included in Elec Day results

These same results may also be obtained via:

- > Election Telephone Hotline: 586.469.5209
- > 24-Hour Fax (Within MI): 1.888.99.CLERK (request document number 6700)
- > 24-Hour Fax (Outside of MI): 1.310.575.5035 (request document number 6700)



Election Results

Harrison Twp Trustee Four 4-year terms

Official results, updated August 18, 9:56 AM

[Race List](#) | [Race Summary](#) | [Race Details](#) | [Race Details \(Printer Friendly\)](#)

POLL BOOK TOTALS	Barbara C. Urban (REP)			Frank Kapral (REP)			John Gabor (REP)			Kenneth J. Verkest (REP)			Larry Tomenello (REP)			Michael H. Rice (REP)			Richard Rapp, Jr. (REP)			Da	
	AV	Elec Day	TOTAL	AV	Elec Day	TOTAL	AV	Elec Day	TOTAL	AV	Elec Day	TOTAL	AV	Elec Day	TOTAL	AV	Elec Day	TOTAL	AV	Elec Day	TOTAL		AV
HARRISON CHARTER TOWNSHIP																							
01	388	40	34	74	42	43	85	28	32	60	48	45	93	51	52	103	20	30	50	43	40	83	30
02	292	28	31	59	35	36	71	20	15	35	33	37	70	39	46	85	25	15	40	9	18	27	33
03	351	23	42	65	24	88	112	15	36	51	26	78	104	30	81	111	19	27	46	11	57	68	27
04	664	69	102	171	69	171	240	41	44	85	79	168	247	75	164	239	43	76	119	38	98	136	37
05	598	69	96	165	67	131	198	30	47	77	75	141	216	78	149	227	38	49	87	44	104	148	47
06	570	56	89	145	43	133	176	26	57	83	67	169	236	56	147	203	25	53	78	24	74	98	36
07	672	56	78	134	69	99	168	29	65	94	91	145	236	70	110	180	42	43	85	48	77	125	58
08	87	4	3	7	2	5	7	2	5	7	2	5	7	1	2	3	3	2	5	1	5	6	16
09	455	65	53	118	53	63	116	62	59	121	56	96	152	74	102	176	57	52	109	43	72	115	42
10	388	33	56	89	36	72	108	20	33	53	43	89	132	36	67	103	23	42	65	25	69	94	27
11	284	29	25	54	26	33	59	20	11	31	28	35	63	20	36	56	23	19	42	23	22	45	33
12	165	14	17	31	8	18	26	10	10	20	10	16	26	11	23	34	9	14	23	7	13	20	17
TOTALS	4,914	486	626	1,112	474	892	1,366	303	414	717	558	1,024	1,582	541	979	1,520	327	422	749	316	649	965	403

■ Yellow in the TOTALS column means precinct hasn't reported
 N/A indicates AV (Absentee) results are included in Elec Day results

These same results may also be obtained via:

- > Election Telephone Hotline: 586.469.5209
- > 24-Hour Fax (Within MI): 1.888.99.CLERK (request document number 6700)
- > 24-Hour Fax (Outside of MI): 1.310.575.5035 (request document number 6700)



Election Results

Harrison Twp Trustee Four 4-year terms

Official results, updated August 18, 9:56 AM

[Race List](#) | [Race Summary](#) | [Race Details](#) | [Race Details \(Printer Friendly\)](#)

POLL BOOK TOTALS	Barbara C. Urban (REP)			Frank Kapral (REP)			John Gabor (REP)			Kenneth J. Verkest (REP)			Larry Tomenello (REP)			Michael H. Rice (REP)			Richard Rapp, Jr. (REP)			David Bratto (DEM)			John Swiatkowski (DEM)			Linda Karczewski (DEM)			Loreen Dennis (DEM)			
	AV	Elec Day	TOTAL	AV	Elec Day	TOTAL	AV	Elec Day	TOTAL	AV	Elec Day	TOTAL	AV	Elec Day	TOTAL	AV	Elec Day	TOTAL	AV	Elec Day	TOTAL	AV	Elec Day	TOTAL	AV	Elec Day	TOTAL	AV	Elec Day	TOTAL	AV	Elec Day	TOTAL	
HARRISON CHARTER TOWNSHIP																																		
01	388	40	34	74	42	43	85	28	32	60	48	45	93	51	52	103	20	30	50	43	40	83	30	44	74	35	48	83	33	47	80	32	42	74
02	292	28	31	59	35	36	71	20	15	35	33	37	70	39	46	85	25	15	40	9	18	27	33	22	55	37	31	68	34	27	61	31	28	59
03	351	23	42	65	24	88	112	15	36	51	26	78	104	30	81	111	19	27	46	11	57	68	27	34	61	26	33	59	26	51	77	24	33	57
04	664	69	102	171	69	171	240	41	44	85	79	168	247	75	164	239	43	76	119	38	98	136	37	57	94	44	69	113	39	66	105	40	59	99
05	598	69	96	165	67	131	198	30	47	77	75	141	216	78	149	227	38	49	87	44	104	148	47	48	95	46	51	97	49	58	107	45	49	94
06	570	56	89	145	43	133	176	26	57	83	67	169	236	56	147	203	25	53	78	24	74	98	36	57	93	42	62	104	39	60	99	37	64	101
07	672	56	78	134	69	99	168	29	65	94	91	145	236	70	110	180	42	43	85	48	77	125	58	61	119	68	67	135	63	69	132	60	61	121
08	87	4	3	7	2	5	7	2	5	7	2	5	7	1	2	3	3	2	5	1	5	6	16	12	28	17	15	32	18	13	31	19	12	31
09	455	65	53	118	53	63	116	62	59	121	56	96	152	74	102	176	57	52	109	43	72	115	42	33	75	47	36	83	39	34	73	38	34	72
10	388	33	56	89	36	72	108	20	33	53	43	89	132	36	67	103	23	42	65	25	69	94	27	51	78	35	67	102	24	56	80	29	61	90
11	284	29	25	54	26	33	59	20	11	31	28	35	63	20	36	56	23	19	42	23	22	45	33	29	62	37	39	76	35	34	69	36	32	68
12	165	14	17	31	8	18	26	10	10	20	10	16	26	11	23	34	9	14	23	7	13	20	17	15	32	20	22	42	24	25	49	21	22	43
	4,914	486	626	1,112	474	892	1,366	303	414	717	558	1,024	1,582	541	979	1,520	327	422	749	316	649	965	403	463	866	454	540	994	423	540	963	412	497	909
TOTALS																																		
	4,914	486	626	1,112	474	892	1,366	303	414	717	558	1,024	1,582	541	979	1,520	327	422	749	316	649	965	403	463	866	454	540	994	423	540	963	412	497	909

■ Yellow in the TOTALS column means precinct hasn't reported
 N/A indicates AV (Absentee) results are included in Elec Day results

These same results may also be obtained via:

- > Election Telephone Hotline: 586.469.5209
- > 24-Hour Fax (Within MI): 1.888.99.CLERK (request document number 6700)
- > 24-Hour Fax (Outside of MI): 1.310.575.5035 (request document number 6700)



Election Results

Lake Twp Supervisor One 4-year term

Official results, updated August 18, 9:56 AM

[Race List](#) | [Race Summary](#) | [Race Details](#) | [Race Details \(Printer Friendly\)](#)

POLL BOOK TOTALS		Richard F. Fox (REP)		
		AV	Elec Day	TOTAL
LAKE TOWNSHIP				
01	21	N/A	13	13
	21	N/A	13	13
TOTALS				
	21	0	13	13

■ Yellow in the TOTALS column means precinct hasn't reported
N/A indicates AV (Absentee) results are included in Elec Day results

These same results may also be obtained via:

- > Election Telephone Hotline: 586.469.5209
- > 24-Hour Fax (Within MI): 1.888.99.CLERK (request document number 6700)
- > 24-Hour Fax (Outside of MI): 1.310.575.5035 (request document number 6700)



Election Results

Lake Twp Supervisor One 4-year term

Official results, updated August 18, 9:56 AM

[Race List](#) | [Race Summary](#) | [Race Details](#) | [Race Details \(Printer Friendly\)](#)

POLL BOOK TOTALS		Richard F. Fox (REP)		
		AV	Elec Day	TOTAL
LAKE TOWNSHIP				
01	21	N/A	13	13
	21	N/A	13	13
TOTALS				
	21	0	13	13

■ Yellow in the TOTALS column means precinct hasn't reported
N/A indicates AV (Absentee) results are included in Elec Day results

These same results may also be obtained via:

- > Election Telephone Hotline: 586.469.5209
- > 24-Hour Fax (Within MI): 1.888.99.CLERK (request document number 6700)
- > 24-Hour Fax (Outside of MI): 1.310.575.5035 (request document number 6700)



Election Results

Lake Twp Clerk One 4-year term

Official results, updated August 18, 9:56 AM

[Race List](#) | [Race Summary](#) | [Race Details](#) | [Race Details \(Printer Friendly\)](#)

POLL BOOK TOTALS		Rose Garland Thornton (REP)		
		AV	Elec Day	TOTAL
LAKE TOWNSHIP				
01	21	N/A	14	14
	21	N/A	14	14
TOTALS				
	21	0	14	14

■ Yellow in the TOTALS column means precinct hasn't reported
N/A indicates AV (Absentee) results are included in Elec Day results

These same results may also be obtained via:

- > Election Telephone Hotline: 586.469.5209
- > 24-Hour Fax (Within MI): 1.888.99.CLERK (request document number 6700)
- > 24-Hour Fax (Outside of MI): 1.310.575.5035 (request document number 6700)



Election Results

Lake Twp Clerk One 4-year term

Official results, updated August 18, 9:56 AM

[Race List](#) | [Race Summary](#) | [Race Details](#) | [Race Details \(Printer Friendly\)](#)

POLL BOOK TOTALS		Rose Garland Thornton (REP)		
		AV	Elec Day	TOTAL
LAKE TOWNSHIP				
01	21	N/A	14	14
	21	N/A	14	14
TOTALS				
	21	0	14	14

■ Yellow in the TOTALS column means precinct hasn't reported
N/A indicates AV (Absentee) results are included in Elec Day results

These same results may also be obtained via:

- > Election Telephone Hotline: 586.469.5209
- > 24-Hour Fax (Within MI): 1.888.99.CLERK (request document number 6700)
- > 24-Hour Fax (Outside of MI): 1.310.575.5035 (request document number 6700)



Election Results

Lake Twp Treasurer One 4-year term

Official results, updated August 18, 9:56 AM

[Race List](#) | [Race Summary](#) | [Race Details](#) | [Race Details \(Printer Friendly\)](#)

POLL BOOK TOTALS		James Veit (REP)		
		AV	Elec Day	TOTAL
LAKE TOWNSHIP				
01	21	N/A	12	12
	21	N/A	12	12
TOTALS				
	21	0	12	12

■ Yellow in the TOTALS column means precinct hasn't reported
N/A indicates AV (Absentee) results are included in Elec Day results

These same results may also be obtained via:

- > Election Telephone Hotline: 586.469.5209
- > 24-Hour Fax (Within MI): 1.888.99.CLERK (request document number 6700)
- > 24-Hour Fax (Outside of MI): 1.310.575.5035 (request document number 6700)



Election Results

Lake Twp Treasurer One 4-year term

Official results, updated August 18, 9:56 AM

[Race List](#) | [Race Summary](#) | [Race Details](#) | [Race Details \(Printer Friendly\)](#)

POLL BOOK TOTALS		James Veit (REP)		
		AV	Elec Day	TOTAL
LAKE TOWNSHIP				
01	21	N/A	12	12
	21	N/A	12	12
TOTALS				
	21	0	12	12

■ Yellow in the TOTALS column means precinct hasn't reported
N/A indicates AV (Absentee) results are included in Elec Day results

These same results may also be obtained via:

- > Election Telephone Hotline: 586.469.5209
- > 24-Hour Fax (Within MI): 1.888.99.CLERK (request document number 6700)
- > 24-Hour Fax (Outside of MI): 1.310.575.5035 (request document number 6700)



Election Results

Lake Twp Trustee Two 4-year terms

Official results, updated August 18, 9:56 AM

[Race List](#) | [Race Summary](#) | [Race Details](#) | [Race Details \(Printer Friendly\)](#)

POLL BOOK TOTALS	Glenn Peters (REP)			Helen M. Nutting (REP)		
	AV	Elec Day	TOTAL	AV	Elec Day	TOTAL
LAKE TOWNSHIP						
01	21	N/A	13	13	N/A	12
	21	N/A	13	13	N/A	12
TOTALS						
	21	0	13	13	0	12

■ Yellow in the TOTALS column means precinct hasn't reported
 N/A indicates AV (Absentee) results are included in Elec Day results

These same results may also be obtained via:

- > Election Telephone Hotline: 586.469.5209
- > 24-Hour Fax (Within MI): 1.888.99.CLERK (request document number 6700)
- > 24-Hour Fax (Outside of MI): 1.310.575.5035 (request document number 6700)



Election Results

Lake Twp Trustee Two 4-year terms

Official results, updated August 18, 9:56 AM

[Race List](#) | [Race Summary](#) | [Race Details](#) | [Race Details \(Printer Friendly\)](#)

POLL BOOK TOTALS	Glenn Peters (REP)			Helen M. Nutting (REP)		
	AV	Elec Day	TOTAL	AV	Elec Day	TOTAL
LAKE TOWNSHIP						
01	21	N/A	13	13	N/A	12
	21	N/A	13	13	N/A	12
TOTALS						
	21	0	13	13	0	12

■ Yellow in the TOTALS column means precinct hasn't reported
 N/A indicates AV (Absentee) results are included in Elec Day results

These same results may also be obtained via:

- > Election Telephone Hotline: 586.469.5209
- > 24-Hour Fax (Within MI): 1.888.99.CLERK (request document number 6700)
- > 24-Hour Fax (Outside of MI): 1.310.575.5035 (request document number 6700)



Election Results

Lenox Twp Supervisor One 4-year term

Official results, updated August 18, 9:56 AM

[Race List](#) | [Race Summary](#) | [Race Details](#) | [Race Details \(Printer Friendly\)](#)

POLL BOOK TOTALS	John P. Gardner (DEM)			Ron Trombly (DEM)		
	AV	Elec Day	TOTAL	AV	Elec Day	TOTAL
LENOX TOWNSHIP						
01	406	N/A	130	130	N/A	153
02	472	N/A	110	110	N/A	204
03	536	N/A	110	110	N/A	268
04	193	N/A	55	55	N/A	73
	1,607	N/A	405	405	N/A	698
TOTALS						
	1,607	0	405	405	0	698

■ Yellow in the TOTALS column means precinct hasn't reported
 N/A indicates AV (Absentee) results are included in Elec Day results

These same results may also be obtained via:

- > Election Telephone Hotline: 586.469.5209
- > 24-Hour Fax (Within MI): 1.888.99.CLERK (request document number 6700)
- > 24-Hour Fax (Outside of MI): 1.310.575.5035 (request document number 6700)



Election Results

Lenox Twp Supervisor One 4-year term

Official results, updated August 18, 9:56 AM

[Race List](#) | [Race Summary](#) | [Race Details](#) | [Race Details \(Printer Friendly\)](#)

POLL BOOK TOTALS	John P. Gardner (DEM)			Ron Trombly (DEM)		
	AV	Elec Day	TOTAL	AV	Elec Day	TOTAL
LENOX TOWNSHIP						
01	406	N/A	130	130	N/A	153
02	472	N/A	110	110	N/A	204
03	536	N/A	110	110	N/A	268
04	193	N/A	55	55	N/A	73
	1,607	N/A	405	405	N/A	698
TOTALS						
	1,607	0	405	405	0	698

■ Yellow in the TOTALS column means precinct hasn't reported
 N/A indicates AV (Absentee) results are included in Elec Day results

These same results may also be obtained via:

- > Election Telephone Hotline: 586.469.5209
- > 24-Hour Fax (Within MI): 1.888.99.CLERK (request document number 6700)
- > 24-Hour Fax (Outside of MI): 1.310.575.5035 (request document number 6700)



Election Results

Lenox Twp Clerk One 4-year term

Official results, updated August 18, 9:56 AM

[Race List](#) | [Race Summary](#) | [Race Details](#) | [Race Details \(Printer Friendly\)](#)

POLL BOOK TOTALS		Jodi Kethe (DEM)		
		AV	Elec Day	TOTAL
LENOX TOWNSHIP				
01	406	N/A	221	221
02	472	N/A	247	247
03	536	N/A	310	310
04	193	N/A	111	111
	1,607	N/A	889	889
TOTALS				
	1,607	0	889	889

■ Yellow in the TOTALS column means precinct hasn't reported
N/A indicates AV (Absentee) results are included in Elec Day results

These same results may also be obtained via:

- > Election Telephone Hotline: 586.469.5209
- > 24-Hour Fax (Within MI): 1.888.99.CLERK (request document number 6700)
- > 24-Hour Fax (Outside of MI): 1.310.575.5035 (request document number 6700)



Election Results

Lenox Twp Clerk One 4-year term

Official results, updated August 18, 9:56 AM

[Race List](#) | [Race Summary](#) | [Race Details](#) | [Race Details \(Printer Friendly\)](#)

POLL BOOK TOTALS		Jodi Kethe (DEM)		
		AV	Elec Day	TOTAL
LENOX TOWNSHIP				
01	406	N/A	221	221
02	472	N/A	247	247
03	536	N/A	310	310
04	193	N/A	111	111
	1,607	N/A	889	889
TOTALS				
	1,607	0	889	889

■ Yellow in the TOTALS column means precinct hasn't reported
N/A indicates AV (Absentee) results are included in Elec Day results

These same results may also be obtained via:

- > Election Telephone Hotline: 586.469.5209
- > 24-Hour Fax (Within MI): 1.888.99.CLERK (request document number 6700)
- > 24-Hour Fax (Outside of MI): 1.310.575.5035 (request document number 6700)



Election Results

Lenox Twp Treasurer One 4-year term

Official results, updated August 18, 9:56 AM

[Race List](#) | [Race Summary](#) | [Race Details](#) | [Race Details \(Printer Friendly\)](#)

POLL BOOK TOTALS		Karon J. Ottenbacher (DEM)		
		AV	Elec Day	TOTAL
LENOX TOWNSHIP				
01	406	N/A	223	223
02	472	N/A	255	255
03	536	N/A	310	310
04	193	N/A	108	108
	1,607	N/A	896	896
TOTALS				
	1,607	0	896	896

■ Yellow in the TOTALS column means precinct hasn't reported
N/A indicates AV (Absentee) results are included in Elec Day results

These same results may also be obtained via:

- > Election Telephone Hotline: 586.469.5209
- > 24-Hour Fax (Within MI): 1.888.99.CLERK (request document number 6700)
- > 24-Hour Fax (Outside of MI): 1.310.575.5035 (request document number 6700)



Election Results

Lenox Twp Treasurer One 4-year term

Official results, updated August 18, 9:56 AM

[Race List](#) | [Race Summary](#) | [Race Details](#) | [Race Details \(Printer Friendly\)](#)

POLL BOOK TOTALS		Karon J. Ottenbacher (DEM)		
		AV	Elec Day	TOTAL
LENOX TOWNSHIP				
01	406	N/A	223	223
02	472	N/A	255	255
03	536	N/A	310	310
04	193	N/A	108	108
	1,607	N/A	896	896
TOTALS				
	1,607	0	896	896

■ Yellow in the TOTALS column means precinct hasn't reported
N/A indicates AV (Absentee) results are included in Elec Day results

These same results may also be obtained via:

- > Election Telephone Hotline: 586.469.5209
- > 24-Hour Fax (Within MI): 1.888.99.CLERK (request document number 6700)
- > 24-Hour Fax (Outside of MI): 1.310.575.5035 (request document number 6700)



Election Results

Lenox Twp Trustee Two 4-year terms

Official results, updated August 18, 9:56 AM

[Race List](#) | [Race Summary](#) | [Race Details](#) | [Race Details \(Printer Friendly\)](#)

POLL BOOK TOTALS	Stewart Thurman (REP)			Chuck Stremersch (DEM)			Karen A. Turchi (DEM)			Mary Beth Paisley (DEM)			
	AV	Elec Day	TOTAL	AV	Elec Day	TOTAL	AV	Elec Day	TOTAL	AV	Elec Day	TOTAL	
LENOX TOWNSHIP													
01	406	N/A	63	63	N/A	128	128	N/A	156	156	N/A	114	114
02	472	N/A	61	61	N/A	134	134	N/A	154	154	N/A	150	150
03	536	N/A	64	64	N/A	117	117	N/A	204	204	N/A	196	196
04	193	N/A	31	31	N/A	47	47	N/A	71	71	N/A	71	71
	1,607	N/A	219	219	N/A	426	426	N/A	585	585	N/A	531	531
TOTALS													
	1,607	0	219	219	0	426	426	0	585	585	0	531	531

■ Yellow in the TOTALS column means precinct hasn't reported
 N/A indicates AV (Absentee) results are included in Elec Day results

These same results may also be obtained via:

- > Election Telephone Hotline: 586.469.5209
- > 24-Hour Fax (Within MI): 1.888.99.CLERK (request document number 6700)
- > 24-Hour Fax (Outside of MI): 1.310.575.5035 (request document number 6700)



Election Results

Lenox Twp Trustee Two 4-year terms

Official results, updated August 18, 9:56 AM

[Race List](#) | [Race Summary](#) | [Race Details](#) | [Race Details \(Printer Friendly\)](#)

POLL BOOK TOTALS	Stewart Thurman (REP)			Chuck Stremersch (DEM)			Karen A. Turchi (DEM)			Mary Beth Paisley (DEM)			
	AV	Elec Day	TOTAL	AV	Elec Day	TOTAL	AV	Elec Day	TOTAL	AV	Elec Day	TOTAL	
LENOX TOWNSHIP													
01	406	N/A	63	63	N/A	128	128	N/A	156	156	N/A	114	114
02	472	N/A	61	61	N/A	134	134	N/A	154	154	N/A	150	150
03	536	N/A	64	64	N/A	117	117	N/A	204	204	N/A	196	196
04	193	N/A	31	31	N/A	47	47	N/A	71	71	N/A	71	71
	1,607	N/A	219	219	N/A	426	426	N/A	585	585	N/A	531	531
TOTALS													
	1,607	0	219	219	0	426	426	0	585	585	0	531	531

■ Yellow in the TOTALS column means precinct hasn't reported
 N/A indicates AV (Absentee) results are included in Elec Day results

These same results may also be obtained via:

- > Election Telephone Hotline: 586.469.5209
- > 24-Hour Fax (Within MI): 1.888.99.CLERK (request document number 6700)
- > 24-Hour Fax (Outside of MI): 1.310.575.5035 (request document number 6700)



Election Results

Macomb Twp Supervisor One 4-year term

Official results, updated August 18, 9:56 AM

[Race List](#) | [Race Summary](#) | [Race Details](#) | [Race Details \(Printer Friendly\)](#)

POLL BOOK TOTALS	John Brennan (REP)			Mark H. Grabow (DEM)			
	AV	Elec Day	TOTAL	AV	Elec Day	TOTAL	
MACOMB TOWNSHIP							
01	184	20	43	63	28	30	58
02	330	59	60	119	37	70	107
03	202	17	49	66	15	49	64
04	279	23	68	91	26	81	107
05	268	32	66	98	40	38	78
06	298	68	29	97	77	43	120
07	255	36	54	90	18	49	67
08	253	50	52	102	27	47	74
09	134	28	33	61	11	25	36
10	213	16	45	61	37	66	103
11	317	35	63	98	28	82	110
12	287	48	54	102	36	56	92
13	217	20	69	89	11	53	64
14	281	29	51	80	36	54	90
15	319	77	53	130	56	44	100
16	211	12	46	58	20	49	69
17	207	17	59	76	17	50	67
18	193	19	23	42	47	57	104
19	68	8	12	20	8	18	26

■ Yellow in the TOTALS column means precinct hasn't reported
N/A indicates AV (Absentee) results are included in Elec Day results

These same results may also be obtained via:

- > Election Telephone Hotline: 586.469.5209
- > 24-Hour Fax (Within MI): 1.888.99.CLERK (request document number 6700)
- > 24-Hour Fax (Outside of MI): 1.310.575.5035 (request document number 6700)



Election Results

Macomb Twp Supervisor One 4-year term

Official results, updated August 18, 9:56 AM

[Race List](#) | [Race Summary](#) | [Race Details](#) | [Race Details \(Printer Friendly\)](#)

POLL BOOK TOTALS	John Brennan (REP)			Mark H. Grabow (DEM)			
	AV	Elec Day	TOTAL	AV	Elec Day	TOTAL	
MACOMB TOWNSHIP							
01	184	20	43	63	28	30	58
02	330	59	60	119	37	70	107
03	202	17	49	66	15	49	64
04	279	23	68	91	26	81	107
05	268	32	66	98	40	38	78
06	298	68	29	97	77	43	120
07	255	36	54	90	18	49	67
08	253	50	52	102	27	47	74
09	134	28	33	61	11	25	36
10	213	16	45	61	37	66	103
11	317	35	63	98	28	82	110
12	287	48	54	102	36	56	92
13	217	20	69	89	11	53	64
14	281	29	51	80	36	54	90
15	319	77	53	130	56	44	100
16	211	12	46	58	20	49	69
17	207	17	59	76	17	50	67
18	193	19	23	42	47	57	104
19	68	8	12	20	8	18	26
20	190	25	39	64	23	45	68
21	324	54	54	108	80	39	119
22	343	54	64	118	57	58	115
23	366	75	46	121	58	47	105
24	288	32	50	82	59	52	111
25	117	17	22	39	6	35	41
26	120	15	24	39	18	25	43
27	122	6	41	47	14	13	27
28	125	12	22	34	10	30	40
29	150	7	39	46	12	41	53
30	213	25	55	80	26	37	63
31	142	23	18	41	28	28	56
32	134	11	53	64	6	26	32
33	211	21	35	56	43	36	79
34	164	10	43	53	21	35	56

35	132	16	27	43	13	30	43
	7,657	1,017	1,561	2,578	1,049	1,538	2,587
TOTALS							
	7,657	1,017	1,561	2,578	1,049	1,538	2,587

■ Yellow in the TOTALS column means precinct hasn't reported
N/A indicates AV (Absentee) results are included in Elec Day results

These same results may also be obtained via:

- > Election Telephone Hotline: 586.469.5209
- > 24-Hour Fax (Within MI): 1.888.99.CLERK (request document number 6700)
- > 24-Hour Fax (Outside of MI): 1.310.575.5035 (request document number 6700)



Election Results

Macomb Twp Clerk One 4-year term

Official results, updated August 18, 9:56 AM

[Race List](#) | [Race Summary](#) | [Race Details](#) | [Race Details \(Printer Friendly\)](#)

POLL BOOK TOTALS	Michael D. Koehs (REP)			
	AV	Elec Day	TOTAL	
MACOMB TOWNSHIP				
01	184	18	41	59
02	330	60	57	117
03	202	16	48	64
04	279	23	65	88
05	268	35	64	99
06	298	64	34	98
07	255	36	48	84
08	253	47	47	94
09	134	28	29	57
10	213	17	41	58
11	317	41	59	100
12	287	50	50	100
13	217	20	70	90
14	281	29	49	78
15	319	81	49	130
16	211	17	45	62
17	207	16	54	70
18	193	19	23	42
19	68	8	10	18

■ Yellow in the TOTALS column means precinct hasn't reported
N/A indicates AV (Absentee) results are included in Elec Day results

These same results may also be obtained via:

- > Election Telephone Hotline: 586.469.5209
- > 24-Hour Fax (Within MI): 1.888.99.CLERK (request document number 6700)
- > 24-Hour Fax (Outside of MI): 1.310.575.5035 (request document number 6700)



Election Results

Macomb Twp Clerk One 4-year term

Official results, updated August 18, 9:56 AM

[Race List](#) | [Race Summary](#) | [Race Details](#) | [Race Details \(Printer Friendly\)](#)

POLL BOOK TOTALS	Michael D. Koehs (REP)		
	AV	Elec Day	TOTAL

MACOMB TOWNSHIP				
01	184	18	41	59
02	330	60	57	117
03	202	16	48	64
04	279	23	65	88
05	268	35	64	99
06	298	64	34	98
07	255	36	48	84
08	253	47	47	94
09	134	28	29	57
10	213	17	41	58
11	317	41	59	100
12	287	50	50	100
13	217	20	70	90
14	281	29	49	78
15	319	81	49	130
16	211	17	45	62
17	207	16	54	70
18	193	19	23	42
19	68	8	10	18
20	190	25	36	61
21	324	52	48	100
22	343	55	63	118
23	366	79	48	127
24	288	38	56	94
25	117	17	23	40
26	120	15	23	38
27	122	6	39	45
28	125	13	21	34
29	150	6	38	44
30	213	26	52	78
31	142	23	21	44
32	134	11	51	62
33	211	23	34	57
34	164	9	40	49

35	132	14	29	43
	7,657	1,037	1,505	2,542
TOTALS				
	7,657	1,037	1,505	2,542

■ Yellow in the TOTALS column means precinct hasn't reported
N/A indicates AV (Absentee) results are included in Elec Day results

These same results may also be obtained via:

- > Election Telephone Hotline: 586.469.5209
- > 24-Hour Fax (Within MI): 1.888.99.CLERK (request document number 6700)
- > 24-Hour Fax (Outside of MI): 1.310.575.5035 (request document number 6700)



Election Results

Macomb Twp Treasurer One 4-year term

Official results, updated August 18, 9:56 AM

[Race List](#) | [Race Summary](#) | [Race Details](#) | [Race Details \(Printer Friendly\)](#)

POLL BOOK TOTALS	Marie Malburg (REP)			Kenneth Paul Jenkins (DEM)			
	AV	Elec Day	TOTAL	AV	Elec Day	TOTAL	
MACOMB TOWNSHIP							
01	184	21	42	63	28	28	56
02	330	58	61	119	36	66	102
03	202	17	49	66	12	47	59
04	279	21	67	88	25	79	104
05	268	33	64	97	40	32	72
06	298	63	34	97	66	39	105
07	255	35	52	87	14	46	60
08	253	46	49	95	28	43	71
09	134	27	31	58	10	21	31
10	213	17	43	60	35	62	97
11	317	38	61	99	23	81	104
12	287	50	48	98	32	61	93
13	217	20	71	91	11	52	63
14	281	26	49	75	29	48	77
15	319	83	51	134	47	40	87
16	211	14	46	60	19	46	65
17	207	17	52	69	15	48	63
18	193	19	22	41	39	54	93
19	68	8	12	20	6	19	25

■ Yellow in the TOTALS column means precinct hasn't reported
 N/A indicates AV (Absentee) results are included in Elec Day results

These same results may also be obtained via:

- > Election Telephone Hotline: 586.469.5209
- > 24-Hour Fax (Within MI): 1.888.99.CLERK (request document number 6700)
- > 24-Hour Fax (Outside of MI): 1.310.575.5035 (request document number 6700)



Election Results

Macomb Twp Treasurer One 4-year term

Official results, updated August 18, 9:56 AM

[Race List](#) | [Race Summary](#) | [Race Details](#) | [Race Details \(Printer Friendly\)](#)

POLL BOOK TOTALS	Marie Malburg (REP)			Kenneth Paul Jenkins (DEM)			
	AV	Elec Day	TOTAL	AV	Elec Day	TOTAL	
MACOMB TOWNSHIP							
01	184	21	42	63	28	28	56
02	330	58	61	119	36	66	102
03	202	17	49	66	12	47	59
04	279	21	67	88	25	79	104
05	268	33	64	97	40	32	72
06	298	63	34	97	66	39	105
07	255	35	52	87	14	46	60
08	253	46	49	95	28	43	71
09	134	27	31	58	10	21	31
10	213	17	43	60	35	62	97
11	317	38	61	99	23	81	104
12	287	50	48	98	32	61	93
13	217	20	71	91	11	52	63
14	281	26	49	75	29	48	77
15	319	83	51	134	47	40	87
16	211	14	46	60	19	46	65
17	207	17	52	69	15	48	63
18	193	19	22	41	39	54	93
19	68	8	12	20	6	19	25
20	190	26	39	65	18	43	61
21	324	52	52	104	68	37	105
22	343	52	63	115	54	50	104
23	366	76	49	125	53	45	98
24	288	41	55	96	54	49	103
25	117	16	22	38	6	31	37
26	120	15	24	39	16	24	40
27	122	6	39	45	14	11	25
28	125	10	22	32	7	29	36
29	150	6	38	44	12	41	53
30	213	24	54	78	24	36	60
31	142	24	17	41	27	23	50
32	134	11	52	63	5	27	32
33	211	24	36	60	41	34	75
34	164	9	42	51	19	30	49

35	132	15	26	41	13	31	44
	7,657	1,020	1,534	2,554	946	1,453	2,399
TOTALS							
	7,657	1,020	1,534	2,554	946	1,453	2,399

■ Yellow in the TOTALS column means precinct hasn't reported
N/A indicates AV (Absentee) results are included in Elec Day results

These same results may also be obtained via:

- > Election Telephone Hotline: 586.469.5209
- > 24-Hour Fax (Within MI): 1.888.99.CLERK (request document number 6700)
- > 24-Hour Fax (Outside of MI): 1.310.575.5035 (request document number 6700)



Election Results

Macomb Twp Trustee Four 4-year terms

Official results, updated August 18, 9:56 AM

[Race List](#) | [Race Summary](#) | [Race Details](#) | [Race Details \(Printer Friendly\)](#)

POLL BOOK TOTALS	Clifford W. Freitas (REP)			Dino Bucci (REP)			Janet Dunn (REP)			Matthew J. Thomas (REP)			Nancy J. Nevers (REP)			Roger M. Krzeminski (REP)		
	AV	Elec Day	TOTAL	AV	Elec Day	TOTAL	AV	Elec Day	TOTAL	AV	Elec Day	TOTAL	AV	Elec Day	TOTAL	AV	Elec Day	TOTAL

MACOMB TOWNSHIP

01	184	7	24	31	9	31	40	11	33	44	10	24	34	15	40	55	16	37	53
02	330	20	19	39	34	27	61	49	45	94	23	32	55	54	43	97	27	37	64
03	202	6	32	38	12	33	45	13	37	50	6	23	29	16	43	59	14	32	46
04	279	7	26	33	15	52	67	18	47	65	9	26	35	20	48	68	15	51	66
05	268	9	33	42	21	39	60	26	46	72	7	31	38	29	54	83	27	44	71
06	298	17	8	25	33	23	56	46	19	65	22	17	39	52	23	75	38	20	58
07	255	5	13	18	22	37	59	28	46	74	11	28	39	32	41	73	27	37	64
08	253	13	15	28	26	30	56	30	30	60	20	17	37	32	38	70	32	37	69
09	134	10	12	22	17	23	40	16	22	38	13	13	26	22	22	44	21	25	46
10	213	4	19	23	10	28	38	12	28	40	7	24	31	15	26	41	5	33	38
11	317	10	22	32	21	49	70	30	39	69	14	26	40	36	46	82	30	41	71
12	287	12	23	35	34	44	78	38	38	76	25	30	55	41	35	76	29	42	71
13	217	5	39	44	13	43	56	16	54	70	7	30	37	20	53	73	19	50	69
14	281	13	17	30	20	37	57	24	42	66	18	29	47	25	48	73	13	39	52
15	319	19	16	35	53	35	88	66	37	103	34	22	56	70	42	112	64	40	104
16	211	5	32	37	9	36	45	12	28	40	9	22	31	15	30	45	11	36	47
17	207	3	24	27	17	45	62	16	42	58	6	17	23	18	35	53	18	46	64
18	193	7	10	17	12	15	27	15	21	36	10	11	21	17	20	37	14	13	27

■ Yellow in the TOTALS column means precinct hasn't reported
N/A indicates AV (Absentee) results are included in Elec Day results

These same results may also be obtained via:

- > Election Telephone Hotline: 586.469.5209
- > 24-Hour Fax (Within MI): 1.888.99.CLERK (request document number 6700)
- > 24-Hour Fax (Outside of MI): 1.310.575.5035 (request document number 6700)



Election Results

Macomb Twp Trustee Four 4-year terms

Official results, updated August 18, 9:56 AM

[Race List](#) | [Race Summary](#) | [Race Details](#) | [Race Details \(Printer Friendly\)](#)

POLL BOOK TOTALS	Clifford W. Freitas (REP)			Dino Bucci (REP)			Janet Dunn (REP)			Matthew J. Thomas (REP)			Nancy J. Nevers (REP)			Roger M. Krzeminski (REP)		
	AV	Elec Day	TOTAL	AV	Elec Day	TOTAL	AV	Elec Day	TOTAL	AV	Elec Day	TOTAL	AV	Elec Day	TOTAL	AV	Elec Day	TOTAL

MACOMB TOWNSHIP																			
01	184	7	24	31	9	31	40	11	33	44	10	24	34	15	40	55	16	37	53
02	330	20	19	39	34	27	61	49	45	94	23	32	55	54	43	97	27	37	64
03	202	6	32	38	12	33	45	13	37	50	6	23	29	16	43	59	14	32	46
04	279	7	26	33	15	52	67	18	47	65	9	26	35	20	48	68	15	51	66
05	268	9	33	42	21	39	60	26	46	72	7	31	38	29	54	83	27	44	71
06	298	17	8	25	33	23	56	46	19	65	22	17	39	52	23	75	38	20	58
07	255	5	13	18	22	37	59	28	46	74	11	28	39	32	41	73	27	37	64
08	253	13	15	28	26	30	56	30	30	60	20	17	37	32	38	70	32	37	69
09	134	10	12	22	17	23	40	16	22	38	13	13	26	22	22	44	21	25	46
10	213	4	19	23	10	28	38	12	28	40	7	24	31	15	26	41	5	33	38
11	317	10	22	32	21	49	70	30	39	69	14	26	40	36	46	82	30	41	71
12	287	12	23	35	34	44	78	38	38	76	25	30	55	41	35	76	29	42	71
13	217	5	39	44	13	43	56	16	54	70	7	30	37	20	53	73	19	50	69
14	281	13	17	30	20	37	57	24	42	66	18	29	47	25	48	73	13	39	52
15	319	19	16	35	53	35	88	66	37	103	34	22	56	70	42	112	64	40	104
16	211	5	32	37	9	36	45	12	28	40	9	22	31	15	30	45	11	36	47
17	207	3	24	27	17	45	62	16	42	58	6	17	23	18	35	53	18	46	64
18	193	7	10	17	12	15	27	15	21	36	10	11	21	17	20	37	14	13	27
19	68	1	6	7	7	8	15	8	5	13	1	7	8	7	9	16	6	7	13
20	190	5	15	20	15	32	47	19	27	46	11	14	25	28	29	57	14	24	38
21	324	18	20	38	36	41	77	34	32	66	21	21	42	42	38	80	38	32	70
22	343	22	26	48	28	50	78	35	42	77	29	28	57	45	58	103	41	51	92
23	366	24	19	43	46	41	87	53	43	96	30	18	48	71	48	119	59	40	99
24	288	17	28	45	17	43	60	33	38	71	24	32	56	29	37	66	23	37	60
25	117	5	10	15	13	16	29	14	14	28	8	14	22	14	15	29	13	8	21
26	120	3	6	9	9	10	19	14	18	32	6	15	21	13	19	32	9	18	27
27	122	1	14	15	4	25	29	5	24	29	6	15	21	5	31	36	7	23	30
28	125	8	7	15	5	16	21	9	14	23	7	11	18	11	17	28	7	16	23
29	150	2	24	26	5	34	39	2	21	23	1	13	14	4	27	31	1	24	25
30	213	6	22	28	17	38	55	20	34	54	17	28	45	22	39	61	15	25	40
31	142	8	9	17	15	13	28	14	12	26	8	9	17	23	16	39	14	10	24
32	134	4	17	21	4	39	43	9	34	43	7	22	29	10	45	55	10	35	45
33	211	5	18	23	12	23	35	14	25	39	10	19	29	16	29	45	16	26	42

34	164	3	23	26	3	23	26	4	31	35	5	20	25	8	36	44	6	26	32
35	132	3	18	21	11	17	28	15	16	31	8	10	18	13	17	30	10	14	24
	7,657	307	666	973	625	1,096	1,721	768	1,084	1,852	450	718	1,168	890	1,197	2,087	709	1,076	1,785
TOTALS																			
	7,657	307	666	973	625	1,096	1,721	768	1,084	1,852	450	718	1,168	890	1,197	2,087	709	1,076	1,785

■ Yellow in the TOTALS column means precinct hasn't reported
N/A indicates AV (Absentee) results are included in Elec Day results

These same results may also be obtained via:

- > Election Telephone Hotline: 586.469.5209
- > 24-Hour Fax (Within MI): 1.888.99.CLERK (request document number 6700)
- > 24-Hour Fax (Outside of MI): 1.310.575.5035 (request document number 6700)



Election Results

Ray Twp Supervisor One 4-year term

Official results, updated August 18, 9:56 AM

[Race List](#) | [Race Summary](#) | [Race Details](#) | [Race Details \(Printer Friendly\)](#)

POLL BOOK TOTALS	Charles R. Bohm (REP)			Daniel P. Jensenius (REP)			
	AV	Elec Day	TOTAL	AV	Elec Day	TOTAL	
RAY TOWNSHIP							
01	405	53	155	208	18	96	114
02	588	94	203	297	42	111	153
	993	147	358	505	60	207	267
TOTALS							
	993	147	358	505	60	207	267

■ Yellow in the TOTALS column means precinct hasn't reported
N/A indicates AV (Absentee) results are included in Elec Day results

These same results may also be obtained via:

- > Election Telephone Hotline: 586.469.5209
- > 24-Hour Fax (Within MI): 1.888.99.CLERK (request document number 6700)
- > 24-Hour Fax (Outside of MI): 1.310.575.5035 (request document number 6700)



Election Results

Ray Twp Supervisor One 4-year term

Official results, updated August 18, 9:56 AM

[Race List](#) | [Race Summary](#) | [Race Details](#) | [Race Details \(Printer Friendly\)](#)

POLL BOOK TOTALS	Charles R. Bohm (REP)			Daniel P. Jensenius (REP)			
	AV	Elec Day	TOTAL	AV	Elec Day	TOTAL	
RAY TOWNSHIP							
01	405	53	155	208	18	96	114
02	588	94	203	297	42	111	153
	993	147	358	505	60	207	267
TOTALS							
	993	147	358	505	60	207	267

■ Yellow in the TOTALS column means precinct hasn't reported
N/A indicates AV (Absentee) results are included in Elec Day results

These same results may also be obtained via:

- > Election Telephone Hotline: 586.469.5209
- > 24-Hour Fax (Within MI): 1.888.99.CLERK (request document number 6700)
- > 24-Hour Fax (Outside of MI): 1.310.575.5035 (request document number 6700)



Election Results

Ray Twp Clerk One 4-year term

Official results, updated August 18, 9:56 AM

[Race List](#) | [Race Summary](#) | [Race Details](#) | [Race Details \(Printer Friendly\)](#)

POLL BOOK TOTALS	Gloria McGahan-Lanstra (REP)			Kenneth Artman (REP)			
	AV	Elec Day	TOTAL	AV	Elec Day	TOTAL	
RAY TOWNSHIP							
01	405	23	58	81	50	181	231
02	588	35	82	117	98	227	325
	993	58	140	198	148	408	556
TOTALS							
	993	58	140	198	148	408	556

■ Yellow in the TOTALS column means precinct hasn't reported
 N/A indicates AV (Absentee) results are included in Elec Day results

These same results may also be obtained via:

- > Election Telephone Hotline: 586.469.5209
- > 24-Hour Fax (Within MI): 1.888.99.CLERK (request document number 6700)
- > 24-Hour Fax (Outside of MI): 1.310.575.5035 (request document number 6700)



Election Results

Ray Twp Clerk One 4-year term

Official results, updated August 18, 9:56 AM

[Race List](#) | [Race Summary](#) | [Race Details](#) | [Race Details \(Printer Friendly\)](#)

POLL BOOK TOTALS	Gloria McGahan- Lanstra (REP)			Kenneth Artman (REP)			
	AV	Elec Day	TOTAL	AV	Elec Day	TOTAL	
RAY TOWNSHIP							
01	405	23	58	81	50	181	231
02	588	35	82	117	98	227	325
	993	58	140	198	148	408	556
TOTALS							
	993	58	140	198	148	408	556

■ Yellow in the TOTALS column means precinct hasn't reported
N/A indicates AV (Absentee) results are included in Elec Day results

These same results may also be obtained via:

- > Election Telephone Hotline: 586.469.5209
- > 24-Hour Fax (Within MI): 1.888.99.CLERK (request document number 6700)
- > 24-Hour Fax (Outside of MI): 1.310.575.5035 (request document number 6700)



Election Results

Ray Twp Treasurer One 4-year term

Official results, updated August 18, 9:56 AM

[Race List](#) | [Race Summary](#) | [Race Details](#) | [Race Details \(Printer Friendly\)](#)

POLL BOOK TOTALS	Douglas Stier (REP)			Rita Harman (REP)			
	AV	Elec Day	TOTAL	AV	Elec Day	TOTAL	
RAY TOWNSHIP							
01	405	19	143	162	56	109	165
02	588	67	176	243	70	141	211
	993	86	319	405	126	250	376
TOTALS							
	993	86	319	405	126	250	376

■ Yellow in the TOTALS column means precinct hasn't reported
N/A indicates AV (Absentee) results are included in Elec Day results

These same results may also be obtained via:

- > Election Telephone Hotline: 586.469.5209
- > 24-Hour Fax (Within MI): 1.888.99.CLERK (request document number 6700)
- > 24-Hour Fax (Outside of MI): 1.310.575.5035 (request document number 6700)



Election Results

Ray Twp Treasurer One 4-year term

Official results, updated August 18, 9:56 AM

[Race List](#) | [Race Summary](#) | [Race Details](#) | [Race Details \(Printer Friendly\)](#)

POLL BOOK TOTALS	Douglas Stier (REP)			Rita Harman (REP)			
	AV	Elec Day	TOTAL	AV	Elec Day	TOTAL	
RAY TOWNSHIP							
01	405	19	143	162	56	109	165
02	588	67	176	243	70	141	211
	993	86	319	405	126	250	376
TOTALS							
	993	86	319	405	126	250	376

■ Yellow in the TOTALS column means precinct hasn't reported
 N/A indicates AV (Absentee) results are included in Elec Day results

These same results may also be obtained via:

- > Election Telephone Hotline: 586.469.5209
- > 24-Hour Fax (Within MI): 1.888.99.CLERK (request document number 6700)
- > 24-Hour Fax (Outside of MI): 1.310.575.5035 (request document number 6700)



Election Results

Ray Twp Trustee Two 4-year terms

Official results, updated August 18, 9:56 AM

[Race List](#) | [Race Summary](#) | [Race Details](#) | [Race Details \(Printer Friendly\)](#)

POLL BOOK TOTALS	Betty L. Grader (REP)			Dawn Steinbrink (REP)			Dennis Tipsword (REP)			John T. Zoccola (REP)			
	AV	Elec Day	TOTAL	AV	Elec Day	TOTAL	AV	Elec Day	TOTAL	AV	Elec Day	TOTAL	
RAY TOWNSHIP													
01	405	57	176	233	14	60	74	19	66	85	45	143	188
02	588	77	190	267	47	93	140	54	94	148	78	194	272
	993	134	366	500	61	153	214	73	160	233	123	337	460
TOTALS													
	993	134	366	500	61	153	214	73	160	233	123	337	460

■ Yellow in the TOTALS column means precinct hasn't reported
N/A indicates AV (Absentee) results are included in Elec Day results

These same results may also be obtained via:

- > Election Telephone Hotline: 586.469.5209
- > 24-Hour Fax (Within MI): 1.888.99.CLERK (request document number 6700)
- > 24-Hour Fax (Outside of MI): 1.310.575.5035 (request document number 6700)



Election Results

Ray Twp Trustee Two 4-year terms

Official results, updated August 18, 9:56 AM

[Race List](#) | [Race Summary](#) | [Race Details](#) | [Race Details \(Printer Friendly\)](#)

POLL BOOK TOTALS	Betty L. Grader (REP)			Dawn Steinbrink (REP)			Dennis Tipsword (REP)			John T. Zoccola (REP)			
	AV	Elec Day	TOTAL	AV	Elec Day	TOTAL	AV	Elec Day	TOTAL	AV	Elec Day	TOTAL	
RAY TOWNSHIP													
01	405	57	176	233	14	60	74	19	66	85	45	143	188
02	588	77	190	267	47	93	140	54	94	148	78	194	272
	993	134	366	500	61	153	214	73	160	233	123	337	460
TOTALS													
	993	134	366	500	61	153	214	73	160	233	123	337	460

■ Yellow in the TOTALS column means precinct hasn't reported
 N/A indicates AV (Absentee) results are included in Elec Day results

These same results may also be obtained via:

- > Election Telephone Hotline: 586.469.5209
- > 24-Hour Fax (Within MI): 1.888.99.CLERK (request document number 6700)
- > 24-Hour Fax (Outside of MI): 1.310.575.5035 (request document number 6700)



Election Results

Richmond Twp Supervisor One 4-year term

Official results, updated August 18, 9:56 AM

[Race List](#) | [Race Summary](#) | [Race Details](#) | [Race Details \(Printer Friendly\)](#)

POLL BOOK TOTALS		Gordon Fuerstenau (REP)		
		AV	Elec Day	TOTAL
RICHMOND TOWNSHIP				
01	255	N/A	153	153
02	217	N/A	103	103
	472	N/A	256	256
TOTALS				
	472	0	256	256

■ Yellow in the TOTALS column means precinct hasn't reported
N/A indicates AV (Absentee) results are included in Elec Day results

These same results may also be obtained via:

- > Election Telephone Hotline: 586.469.5209
- > 24-Hour Fax (Within MI): 1.888.99.CLERK (request document number 6700)
- > 24-Hour Fax (Outside of MI): 1.310.575.5035 (request document number 6700)



Election Results

Richmond Twp Supervisor One 4-year term

Official results, updated August 18, 9:56 AM

[Race List](#) | [Race Summary](#) | [Race Details](#) | [Race Details \(Printer Friendly\)](#)

POLL BOOK TOTALS		Gordon Fuerstenau (REP)		
		AV	Elec Day	TOTAL
RICHMOND TOWNSHIP				
01	255	N/A	153	153
02	217	N/A	103	103
	472	N/A	256	256
TOTALS				
	472	0	256	256

■ Yellow in the TOTALS column means precinct hasn't reported
N/A indicates AV (Absentee) results are included in Elec Day results

These same results may also be obtained via:

- > Election Telephone Hotline: 586.469.5209
- > 24-Hour Fax (Within MI): 1.888.99.CLERK (request document number 6700)
- > 24-Hour Fax (Outside of MI): 1.310.575.5035 (request document number 6700)



Election Results

Richmond Twp Clerk One 4-year term

Official results, updated August 18, 9:56 AM

[Race List](#) | [Race Summary](#) | [Race Details](#) | [Race Details \(Printer Friendly\)](#)

POLL BOOK TOTALS		Cindi Greenia (REP)		
		AV	Elec Day	TOTAL
RICHMOND TOWNSHIP				
01	255	N/A	148	148
02	217	N/A	97	97
	472	N/A	245	245
TOTALS				
	472	0	245	245

■ Yellow in the TOTALS column means precinct hasn't reported
N/A indicates AV (Absentee) results are included in Elec Day results

These same results may also be obtained via:

- > Election Telephone Hotline: 586.469.5209
- > 24-Hour Fax (Within MI): 1.888.99.CLERK (request document number 6700)
- > 24-Hour Fax (Outside of MI): 1.310.575.5035 (request document number 6700)



Election Results

Richmond Twp Clerk One 4-year term

Official results, updated August 18, 9:56 AM

[Race List](#) | [Race Summary](#) | [Race Details](#) | [Race Details \(Printer Friendly\)](#)

POLL BOOK TOTALS		Cindi Greenia (REP)		
		AV	Elec Day	TOTAL
RICHMOND TOWNSHIP				
01	255	N/A	148	148
02	217	N/A	97	97
	472	N/A	245	245
TOTALS				
	472	0	245	245

■ Yellow in the TOTALS column means precinct hasn't reported
N/A indicates AV (Absentee) results are included in Elec Day results

These same results may also be obtained via:

- > Election Telephone Hotline: 586.469.5209
- > 24-Hour Fax (Within MI): 1.888.99.CLERK (request document number 6700)
- > 24-Hour Fax (Outside of MI): 1.310.575.5035 (request document number 6700)



Election Results

Richmond Twp Treasurer One 4-year term

Official results, updated August 18, 9:56 AM

[Race List](#) | [Race Summary](#) | [Race Details](#) | [Race Details \(Printer Friendly\)](#)

POLL BOOK TOTALS		Robert Szalka (REP)		
		AV	Elec Day	TOTAL
RICHMOND TOWNSHIP				
01	255	N/A	137	137
02	217	N/A	87	87
	472	N/A	224	224
TOTALS				
	472	0	224	224

■ Yellow in the TOTALS column means precinct hasn't reported
N/A indicates AV (Absentee) results are included in Elec Day results

These same results may also be obtained via:

- > Election Telephone Hotline: 586.469.5209
- > 24-Hour Fax (Within MI): 1.888.99.CLERK (request document number 6700)
- > 24-Hour Fax (Outside of MI): 1.310.575.5035 (request document number 6700)



Election Results

Richmond Twp Treasurer One 4-year term

Official results, updated August 18, 9:56 AM

[Race List](#) | [Race Summary](#) | [Race Details](#) | [Race Details \(Printer Friendly\)](#)

POLL BOOK TOTALS		Robert Szalka (REP)		
		AV	Elec Day	TOTAL
RICHMOND TOWNSHIP				
01	255	N/A	137	137
02	217	N/A	87	87
	472	N/A	224	224
TOTALS				
	472	0	224	224

■ Yellow in the TOTALS column means precinct hasn't reported
N/A indicates AV (Absentee) results are included in Elec Day results

These same results may also be obtained via:

- > Election Telephone Hotline: 586.469.5209
- > 24-Hour Fax (Within MI): 1.888.99.CLERK (request document number 6700)
- > 24-Hour Fax (Outside of MI): 1.310.575.5035 (request document number 6700)



Election Results

Richmond Twp Trustee Two 4-year terms

Official results, updated August 18, 9:56 AM

[Race List](#) | [Race Summary](#) | [Race Details](#) | [Race Details \(Printer Friendly\)](#)

POLL BOOK TOTALS	Cathy LaFontaine (REP)			Sharon Jusko (REP)			Vern John Kulman (REP)			
	AV	Elec Day	TOTAL	AV	Elec Day	TOTAL	AV	Elec Day	TOTAL	
RICHMOND TOWNSHIP										
01	255	N/A	102	102	N/A	74	74	N/A	87	87
02	217	N/A	57	57	N/A	86	86	N/A	56	56
	472	N/A	159	159	N/A	160	160	N/A	143	143
TOTALS										
	472	0	159	159	0	160	160	0	143	143

■ Yellow in the TOTALS column means precinct hasn't reported
 N/A indicates AV (Absentee) results are included in Elec Day results

These same results may also be obtained via:

- > Election Telephone Hotline: 586.469.5209
- > 24-Hour Fax (Within MI): 1.888.99.CLERK (request document number 6700)
- > 24-Hour Fax (Outside of MI): 1.310.575.5035 (request document number 6700)



Election Results

Richmond Twp Trustee Two 4-year terms

Official results, updated August 18, 9:56 AM

[Race List](#) | [Race Summary](#) | [Race Details](#) | [Race Details \(Printer Friendly\)](#)

POLL BOOK TOTALS	Cathy LaFontaine (REP)			Sharron Jusko (REP)			Vern John Kulman (REP)			
	AV	Elec Day	TOTAL	AV	Elec Day	TOTAL	AV	Elec Day	TOTAL	
RICHMOND TOWNSHIP										
01	255	N/A	102	102	N/A	74	74	N/A	87	87
02	217	N/A	57	57	N/A	86	86	N/A	56	56
	472	N/A	159	159	N/A	160	160	N/A	143	143
TOTALS										
	472	0	159	159	0	160	160	0	143	143

■ Yellow in the TOTALS column means precinct hasn't reported
 N/A indicates AV (Absentee) results are included in Elec Day results

These same results may also be obtained via:

- > Election Telephone Hotline: 586.469.5209
- > 24-Hour Fax (Within MI): 1.888.99.CLERK (request document number 6700)
- > 24-Hour Fax (Outside of MI): 1.310.575.5035 (request document number 6700)



Election Results

Shelby Twp Supervisor One 4-year term

Official results, updated August 18, 9:56 AM

[Race List](#) | [Race Summary](#) | [Race Details](#) | [Race Details \(Printer Friendly\)](#)

POLL BOOK TOTALS	Ralph L. Maccarone (REP)			Richard Stathakis (REP)			
	AV	Elec Day	TOTAL	AV	Elec Day	TOTAL	
SHELBY TOWNSHIP							
01	648	34	106	140	99	243	342
02	526	38	62	100	84	151	235
03	266	9	21	30	35	103	138
04	451	29	71	100	58	131	189
05	562	44	84	128	111	127	238
06	202	10	29	39	12	51	63
07	730	73	74	147	134	249	383
08	365	19	43	62	65	137	202
09	193	7	24	31	18	57	75
10	338	15	44	59	52	107	159
11	364	19	39	58	51	107	158
12	532	45	87	132	88	174	262
13	346	32	46	78	63	109	172
14	518	33	56	89	61	243	304
15	335	16	48	64	50	123	173
16	691	67	104	171	120	207	327
17	575	36	91	127	81	194	275
18	340	29	50	79	62	95	157
19	393	26	60	86	73	139	212

■ Yellow in the TOTALS column means precinct hasn't reported
N/A indicates AV (Absentee) results are included in Elec Day results

These same results may also be obtained via:

- > Election Telephone Hotline: 586.469.5209
- > 24-Hour Fax (Within MI): 1.888.99.CLERK (request document number 6700)
- > 24-Hour Fax (Outside of MI): 1.310.575.5035 (request document number 6700)



Election Results

Shelby Twp Supervisor One 4-year term

Official results, updated August 18, 9:56 AM

[Race List](#) | [Race Summary](#) | [Race Details](#) | [Race Details \(Printer Friendly\)](#)

POLL BOOK TOTALS	Ralph L. Maccarone (REP)			Richard Stathakis (REP)			
	AV	Elec Day	TOTAL	AV	Elec Day	TOTAL	
SHELBY TOWNSHIP							
01	648	34	106	140	99	243	342
02	526	38	62	100	84	151	235
03	266	9	21	30	35	103	138
04	451	29	71	100	58	131	189
05	562	44	84	128	111	127	238
06	202	10	29	39	12	51	63
07	730	73	74	147	134	249	383
08	365	19	43	62	65	137	202
09	193	7	24	31	18	57	75
10	338	15	44	59	52	107	159
11	364	19	39	58	51	107	158
12	532	45	87	132	88	174	262
13	346	32	46	78	63	109	172
14	518	33	56	89	61	243	304
15	335	16	48	64	50	123	173
16	691	67	104	171	120	207	327
17	575	36	91	127	81	194	275
18	340	29	50	79	62	95	157
19	393	26	60	86	73	139	212
20	244	16	14	30	36	73	109
21	122	7	15	22	11	16	27
22	748	73	116	189	148	208	356
23	658	44	100	144	137	250	387
24	819	56	105	161	136	328	464
25	527	40	89	129	88	138	226
26	576	64	24	88	134	71	205
27	457	44	60	104	51	78	129
28	829	99	83	182	156	99	255
29	210	4	38	42	9	60	69
	13,565	1,028	1,783	2,811	2,223	4,068	6,291
TOTALS							
	13,565	1,028	1,783	2,811	2,223	4,068	6,291

■ Yellow in the TOTALS column means precinct hasn't reported
N/A indicates AV (Absentee) results are included in Elec Day results

These same results may also be obtained via:

- > Election Telephone Hotline: 586.469.5209
- > 24-Hour Fax (Within MI): 1.888.99.CLERK (request document number 6700)
- > 24-Hour Fax (Outside of MI): 1.310.575.5035 (request document number 6700)



Election Results

Shelby Twp Clerk One 4-year term

Official results, updated August 18, 9:56 AM

[Race List](#) | [Race Summary](#) | [Race Details](#) | [Race Details \(Printer Friendly\)](#)

POLL BOOK TOTALS	Terri Kowal (REP)			
	AV	Elec Day	TOTAL	
SHELBY TOWNSHIP				
01	648	103	241	344
02	526	108	155	263
03	266	38	86	124
04	451	65	148	213
05	562	130	160	290
06	202	19	60	79
07	730	176	220	396
08	365	68	136	204
09	193	20	62	82
10	338	55	100	155
11	364	49	112	161
12	532	97	182	279
13	346	78	104	182
14	518	67	205	272
15	335	50	122	172
16	691	157	227	384
17	575	95	220	315
18	340	79	106	185
19	393	69	148	217

■ Yellow in the TOTALS column means precinct hasn't reported
N/A indicates AV (Absentee) results are included in Elec Day results

These same results may also be obtained via:

- > Election Telephone Hotline: 586.469.5209
- > 24-Hour Fax (Within MI): 1.888.99.CLERK (request document number 6700)
- > 24-Hour Fax (Outside of MI): 1.310.575.5035 (request document number 6700)



Election Results

Shelby Twp Clerk One 4-year term

Official results, updated August 18, 9:56 AM

[Race List](#) | [Race Summary](#) | [Race Details](#) | [Race Details \(Printer Friendly\)](#)

POLL BOOK TOTALS	Terri Kowal (REP)			
	AV	Elec Day	TOTAL	
SHELBY TOWNSHIP				
01	648	103	241	344
02	526	108	155	263
03	266	38	86	124
04	451	65	148	213
05	562	130	160	290
06	202	19	60	79
07	730	176	220	396
08	365	68	136	204
09	193	20	62	82
10	338	55	100	155
11	364	49	112	161
12	532	97	182	279
13	346	78	104	182
14	518	67	205	272
15	335	50	122	172
16	691	157	227	384
17	575	95	220	315
18	340	79	106	185
19	393	69	148	217
20	244	34	64	98
21	122	13	24	37
22	748	180	235	415
23	658	134	244	378
24	819	148	335	483
25	527	100	173	273
26	576	169	70	239
27	457	80	108	188
28	829	223	143	366
29	210	11	73	84
	13,565	2,615	4,263	6,878
TOTALS				
	13,565	2,615	4,263	6,878

■ Yellow in the TOTALS column means precinct hasn't reported
N/A indicates AV (Absentee) results are included in Elec Day results

These same results may also be obtained via:

- > Election Telephone Hotline: 586.469.5209
- > 24-Hour Fax (Within MI): 1.888.99.CLERK (request document number 6700)
- > 24-Hour Fax (Outside of MI): 1.310.575.5035 (request document number 6700)



Election Results

Shelby Twp Treasurer One 4-year term

Official results, updated August 18, 9:56 AM

[Race List](#) | [Race Summary](#) | [Race Details](#) | [Race Details \(Printer Friendly\)](#)

POLL BOOK TOTALS	Brent Freeman (REP)			Paul Viar (REP)			
	AV	Elec Day	TOTAL	AV	Elec Day	TOTAL	
SHELBY TOWNSHIP							
01	648	39	144	183	88	173	261
02	526	59	98	157	62	107	169
03	266	13	43	56	29	73	102
04	451	44	109	153	37	83	120
05	562	63	82	145	84	116	200
06	202	6	48	54	14	32	46
07	730	62	100	162	138	203	341
08	365	39	74	113	44	98	142
09	193	11	32	43	12	42	54
10	338	36	55	91	27	82	109
11	364	27	63	90	35	73	108
12	532	53	117	170	71	132	203
13	346	42	53	95	52	83	135
14	518	48	123	171	40	163	203
15	335	21	68	89	39	92	131
16	691	79	137	216	102	148	250
17	575	46	107	153	67	160	227
18	340	42	65	107	48	69	117
19	393	41	85	126	58	98	156

■ Yellow in the TOTALS column means precinct hasn't reported
 N/A indicates AV (Absentee) results are included in Elec Day results

These same results may also be obtained via:

- > Election Telephone Hotline: 586.469.5209
- > 24-Hour Fax (Within MI): 1.888.99.CLERK (request document number 6700)
- > 24-Hour Fax (Outside of MI): 1.310.575.5035 (request document number 6700)



Election Results

Shelby Twp Treasurer One 4-year term

Official results, updated August 18, 9:56 AM

[Race List](#) | [Race Summary](#) | [Race Details](#) | [Race Details \(Printer Friendly\)](#)

POLL BOOK TOTALS	Brent Freeman (REP)			Paul Viar (REP)			
	AV	Elec Day	TOTAL	AV	Elec Day	TOTAL	
SHELBY TOWNSHIP							
01	648	39	144	183	88	173	261
02	526	59	98	157	62	107	169
03	266	13	43	56	29	73	102
04	451	44	109	153	37	83	120
05	562	63	82	145	84	116	200
06	202	6	48	54	14	32	46
07	730	62	100	162	138	203	341
08	365	39	74	113	44	98	142
09	193	11	32	43	12	42	54
10	338	36	55	91	27	82	109
11	364	27	63	90	35	73	108
12	532	53	117	170	71	132	203
13	346	42	53	95	52	83	135
14	518	48	123	171	40	163	203
15	335	21	68	89	39	92	131
16	691	79	137	216	102	148	250
17	575	46	107	153	67	160	227
18	340	42	65	107	48	69	117
19	393	41	85	126	58	98	156
20	244	15	33	48	31	51	82
21	122	10	11	21	7	19	26
22	748	89	136	225	126	150	276
23	658	72	151	223	98	171	269
24	819	75	193	268	107	222	329
25	527	52	112	164	70	96	166
26	576	69	35	104	115	55	170
27	457	32	62	94	63	72	135
28	829	89	86	175	154	82	236
29	210	5	39	44	8	50	58
	13,565	1,279	2,461	3,740	1,826	2,995	4,821
TOTALS							
	13,565	1,279	2,461	3,740	1,826	2,995	4,821

■ Yellow in the TOTALS column means precinct hasn't reported
N/A indicates AV (Absentee) results are included in Elec Day results

These same results may also be obtained via:

- > Election Telephone Hotline: 586.469.5209
- > 24-Hour Fax (Within MI): 1.888.99.CLERK (request document number 6700)
- > 24-Hour Fax (Outside of MI): 1.310.575.5035 (request document number 6700)



Election Results

Shelby Twp Trustee Four 4-year terms

Official results, updated August 18, 9:56 AM

[Race List](#) | [Race Summary](#) | [Race Details](#) | [Race Details \(Printer Friendly\)](#)

POLL BOOK TOTALS	Arthur A. Garton (REP)			Craig Kenneth Cowper (REP)			Dave Curtis (REP)			Douglas C. Wozniak (REP)			John Brogowicz (REP)			Lisa Manzella (REP)			A	
	AV	Elec Day	TOTAL	AV	Elec Day	TOTAL	AV	Elec Day	TOTAL	AV	Elec Day	TOTAL	AV	Elec Day	TOTAL	AV	Elec Day	TOTAL		
SHELBY TOWNSHIP																				
01	648	27	41	68	5	20	25	47	113	160	53	113	166	46	89	135	51	158	209	
02	526	28	26	54	11	31	42	58	67	125	43	68	111	46	44	90	47	82	129	
03	266	14	11	25	5	40	45	26	31	57	12	44	56	12	18	30	18	39	57	
04	451	25	25	50	14	21	35	25	58	83	27	70	97	21	52	73	42	100	142	
05	562	20	14	34	15	18	33	62	63	125	58	66	124	38	38	76	55	97	152	
06	202	5	9	14	1	4	5	5	27	32	4	22	26	5	6	11	4	31	35	
07	730	36	48	84	7	13	20	65	69	134	93	108	201	57	67	124	81	125	206	
08	365	14	26	40	5	15	20	26	44	70	34	59	93	37	28	65	20	76	96	
09	193	3	3	6	2	21	23	9	20	29	10	28	38	6	12	18	9	40	49	
10	338	14	14	28	9	8	17	33	44	77	19	49	68	20	16	36	24	70	94	
11	364	15	15	30	4	22	26	28	48	76	27	53	80	22	22	44	28	67	95	
12	532	23	23	46	10	23	33	54	109	163	56	95	151	31	38	69	49	99	148	
13	346	12	18	30	8	11	19	36	42	78	44	57	101	42	28	70	35	71	106	
14	518	12	43	55	7	26	33	43	78	121	43	94	137	20	78	98	36	119	155	
15	335	5	18	23	3	15	18	26	49	75	18	49	67	24	20	44	20	65	85	
16	691	35	30	65	22	20	42	66	67	133	68	96	164	46	46	92	83	145	228	
17	575	32	27	59	7	8	15	46	76	122	44	97	141	20	37	57	40	120	160	

■ Yellow in the TOTALS column means precinct hasn't reported
 N/A indicates AV (Absentee) results are included in Elec Day results

These same results may also be obtained via:

- > Election Telephone Hotline: 586.469.5209
- > 24-Hour Fax (Within MI): 1.888.99.CLERK (request document number 6700)
- > 24-Hour Fax (Outside of MI): 1.310.575.5035 (request document number 6700)



Shelby Twp Trustee Four 4-year terms

Official results, updated August 18, 9:56 AM

[Race List](#) | [Race Summary](#) | [Race Details](#) | [Race Details \(Printer Friendly\)](#)

POLL BOOK TOTALS	Arthur A. Garton (REP)			Craig Kenneth Cowper (REP)			Dave Curtis (REP)			Douglas C. Wozniak (REP)			John Brogowicz (REP)			Lisa Manzella (REP)			Michael Flynn (REP)			Norman Dzialdzio (REP)			Paula Calvaruso Filar (REP)			Pete Holland (REP)			Russ Matika (REP)			Vasko Jovanovski (REP)			Clarence Cook (DEM)			
	AV	Elec Day	TOTAL	AV	Elec Day	TOTAL	AV	Elec Day	TOTAL	AV	Elec Day	TOTAL	AV	Elec Day	TOTAL	AV	Elec Day	TOTAL	AV	Elec Day	TOTAL	AV	Elec Day	TOTAL	AV	Elec Day	TOTAL	AV	Elec Day	TOTAL	AV	Elec Day	TOTAL	AV	Elec Day	TOTAL	AV	Elec Day	TOTAL	
SHELBY TOWNSHIP																																								
01	648	27	41	68	5	20	25	47	113	160	53	113	166	46	89	135	51	158	209	50	115	165	10	15	25	81	164	245	23	53	76	18	35	53	11	40	51	29	38	67
02	526	28	26	54	11	31	42	58	67	125	43	68	111	46	44	90	47	82	129	60	85	145	12	22	34	67	107	174	25	57	82	17	29	46	10	24	34	38	31	69
03	266	14	11	25	5	40	45	26	31	57	12	44	56	12	18	30	18	39	57	17	57	74	1	9	10	27	66	93	17	34	51	6	40	46	4	17	21	20	33	53
04	451	25	25	50	14	21	35	25	58	83	27	70	97	21	52	73	42	100	142	37	85	122	8	13	21	38	88	126	19	48	67	13	30	43	5	22	27	28	16	44
05	562	20	14	34	15	18	33	62	63	125	58	66	124	38	38	76	55	97	152	69	84	153	18	19	37	69	100	169	40	56	96	13	26	39	20	29	49	48	40	88
06	202	5	9	14	1	4	5	5	27	32	4	22	26	5	6	11	4	31	35	9	40	49	1	6	7	15	28	43	3	25	28	3	10	13	3	18	21	13	32	45
07	730	36	48	84	7	13	20	65	69	134	93	108	201	57	67	124	81	125	206	91	124	215	23	23	46	109	171	280	51	90	141	13	45	58	22	36	58	30	46	76
08	365	14	26	40	5	15	20	26	44	70	34	59	93	37	28	65	20	76	96	40	80	120	8	19	27	47	91	138	21	57	78	16	22	38	7	31	38	15	26	41
09	193	3	3	6	2	21	23	9	20	29	10	28	38	6	12	18	9	40	49	12	29	41	3	6	9	11	34	45	5	17	22	2	27	29	3	12	15	19	23	42
10	338	14	14	28	9	8	17	33	44	77	19	49	68	20	16	36	24	70	94	30	65	95	9	7	16	30	69	99	15	33	48	8	23	31	8	19	27	19	28	47
11	364	15	15	30	4	22	26	28	48	76	27	53	80	22	22	44	28	67	95	34	50	84	4	11	15	41	74	115	17	34	51	7	22	29	3	13	16	18	35	53
12	532	23	23	46	10	23	33	54	109	163	56	95	151	31	38	69	49	99	148	49	89	138	13	17	30	73	148	221	29	52	81	13	30	43	10	24	34	16	27	43
13	346	12	18	30	8	11	19	36	42	78	44	57	101	42	28	70	35	71	106	38	50	88	13	7	20	60	82	142	22	38	60	11	14	25	21	29	50	9	33	42
14	518	12	43	55	7	26	33	43	78	121	43	94	137	20	78	98	36	119	155	36	120	156	7	19	26	50	146	196	12	45	57	10	36	46	19	59	78	17	29	46
15	335	5	18	23	3	15	18	26	49	75	18	49	67	24	20	65	85	34	76	110	5	11	16	45	104	149	12	37	49	8	15	23	8	18	26	12	22	34		
16	691	35	30	65	22	20	42	66	67	133	68	96	164	46	46	92	83	145	228	80	127	207	23	30	53	109	139	248	35	80	115	17	21	38	8	42	50	22	34	56
17	575	32	27	59	7	8	15	46	76	122	44	97	141	20	37	57	40	120	160	54	125	179	18	16	34	64	169	233	30	64	94	9	28	37	15	60	75	17	28	45
18	340	28	18	46	4	11	15	40	39	79	36	47	83	23	25	48	39	73	112	36	76	112	7	11	18	52	73	125	20	30	50	11	16	27	4	19	23	29	19	48
19	393	23	21	44	3	13	16	27	57	84	44	70	114	28	39	67	32	87	119	46	73	119	12	12	24	58	109	167	20	52	72	13	24	37	9	17	26	12	24	36
20	244	6	12	18	5	6	11	21	24	45	18	29	47	8	20	28	19	32	51	21	34	55	2	8	10	30	50	80	15	29	44	5	15	20	4	5	9	26	15	41
21	122	1	4	5	2	0	2	7	12	19	7	8	15	3	3	6	8	16	24	7	15	22	2	3	5	9	12	21	5	7	12	3	4	7	3	9	12	4	21	25
22	748	50	59	109	9	16	25	78	77	155	100	152	252	64	68	132	97	136	233	95	126	221	12	18	30	125	140	265	35	53	88	24	28	52	20	42	62	24	41	65
23	658	24	38	62	8	9	17	46	81	127	77	141	218	32	67	99	71	173	244	63	126	189	14	21	35	93	185	278	39	54	93	26	51	77	25	70	95	17	19	36
24	819	36	38	74	13	23	36	66	104	170	92	184	276	80	120	200	64	181	245	93	137	230	6	36	42	94	227	321	31	81	112	24	43	67	21	80	101	29	36	65
25	527	24	42	66	5	13	18	46	83	129	53	69	122	44	50	94	59	111	170	36	72	108	16	18	34	55	101	156	20	49	69	10	28	38	9	25	34	27	28	55
26	576	33	9	42	14	10	24	67	35	102	71	31	102	62	24	86	79	38	117	93	42	135	27	5	32	127	52	179	33	23	56	24	10	34	12	6	18	101	37	138
27	457	14	16	30	4	10	14	35	40	75	37	40	77	23	23	46	47	63	110	40	46	86	5	17	22	64	61	125	16	29	45	7	13	20	5	21	26	46	27	73
28	829	38	33	71	18	14	32	100	59	159	91	56	147	74	31	105	126	92	218	107	65	172	29	14	43	148	82	230	41	47	88	27	15	42	19	28	47	95	41	136
29	210	0	16	16	0	6	6	2	19	21	5	29	34	4	18	22	4	42	46	5	33	38	3	10	13	5	50	55	7	18	25	3	7	10	3	14	17	9	22	31
TOTALS	13,565	597	697	1,294	220	447	667	1,190	1,635	2,825	1,284	2,024	3,308	938	1,127	2,065	1,287	2,548	3,835	1,382	2,246	3,628	311	423	734	1,796	2,922	4,718	658	1,292	1,950	361	707	1,068	311	829	1,140	789	851	1,640

■ Yellow in the TOTALS column means precinct hasn't reported
N/A indicates AV (Absentee) results are included in Elec Day results

These same results may also be obtained via:
 > Election Telephone Hotline: 586.469.5209
 > 24-Hour Fax (Within MI): 1.888.99.CLERK (request document number 6700)
 > 24-Hour Fax (Outside of MI): 1.310.575.5035 (request document number 6700)



Election Results

Washington Twp Supervisor One 4-year term

Official results, updated August 18, 9:56 AM

[Race List](#) | [Race Summary](#) | [Race Details](#) | [Race Details \(Printer Friendly\)](#)

POLL BOOK TOTALS	Dan O'Leary (REP)			Gary R. Kirsh (REP)			
	AV	Elec Day	TOTAL	AV	Elec Day	TOTAL	
WASHINGTON TOWNSHIP							
01	434	82	212	294	16	42	58
02	800	136	215	351	106	97	203
03	788	159	342	501	74	92	166
04	416	34	99	133	41	90	131
05	769	152	361	513	49	92	141
06	766	150	255	405	84	138	222
07	648	99	217	316	77	137	214
08	575	91	159	250	61	124	185
09	608	48	216	264	44	153	197
	5,804	951	2,076	3,027	552	965	1,517
TOTALS							
	5,804	951	2,076	3,027	552	965	1,517

■ Yellow in the TOTALS column means precinct hasn't reported
N/A indicates AV (Absentee) results are included in Elec Day results

These same results may also be obtained via:

- > Election Telephone Hotline: 586.469.5209
- > 24-Hour Fax (Within MI): 1.888.99.CLERK (request document number 6700)
- > 24-Hour Fax (Outside of MI): 1.310.575.5035 (request document number 6700)



Election Results

Washington Twp Supervisor One 4-year term

Official results, updated August 18, 9:56 AM

[Race List](#) | [Race Summary](#) | [Race Details](#) | [Race Details \(Printer Friendly\)](#)

POLL BOOK TOTALS	Dan O'Leary (REP)			Gary R. Kirsh (REP)			
	AV	Elec Day	TOTAL	AV	Elec Day	TOTAL	
WASHINGTON TOWNSHIP							
01	434	82	212	294	16	42	58
02	800	136	215	351	106	97	203
03	788	159	342	501	74	92	166
04	416	34	99	133	41	90	131
05	769	152	361	513	49	92	141
06	766	150	255	405	84	138	222
07	648	99	217	316	77	137	214
08	575	91	159	250	61	124	185
09	608	48	216	264	44	153	197
	5,804	951	2,076	3,027	552	965	1,517
TOTALS							
	5,804	951	2,076	3,027	552	965	1,517

■ Yellow in the TOTALS column means precinct hasn't reported
 N/A indicates AV (Absentee) results are included in Elec Day results

These same results may also be obtained via:

- > Election Telephone Hotline: 586.469.5209
- > 24-Hour Fax (Within MI): 1.888.99.CLERK (request document number 6700)
- > 24-Hour Fax (Outside of MI): 1.310.575.5035 (request document number 6700)



Election Results

Washington Twp Clerk One 4-year term

Official results, updated August 18, 9:56 AM

[Race List](#) | [Race Summary](#) | [Race Details](#) | [Race Details \(Printer Friendly\)](#)

POLL BOOK TOTALS	Christine Krawczyk (REP)			Kathy Bosheers (REP)			
	AV	Elec Day	TOTAL	AV	Elec Day	TOTAL	
WASHINGTON TOWNSHIP							
01	434	31	59	90	59	166	225
02	800	111	108	219	106	169	275
03	788	99	101	200	119	299	418
04	416	37	73	110	30	87	117
05	769	88	123	211	93	289	382
06	766	99	123	222	120	208	328
07	648	52	95	147	102	204	306
08	575	79	88	167	62	156	218
09	608	46	124	170	37	200	237
	5,804	642	894	1,536	728	1,778	2,506
TOTALS							
	5,804	642	894	1,536	728	1,778	2,506

■ Yellow in the TOTALS column means precinct hasn't reported
 N/A indicates AV (Absentee) results are included in Elec Day results

These same results may also be obtained via:

- > Election Telephone Hotline: 586.469.5209
- > 24-Hour Fax (Within MI): 1.888.99.CLERK (request document number 6700)
- > 24-Hour Fax (Outside of MI): 1.310.575.5035 (request document number 6700)



Election Results

Washington Twp Clerk One 4-year term

Official results, updated August 18, 9:56 AM

[Race List](#) | [Race Summary](#) | [Race Details](#) | [Race Details \(Printer Friendly\)](#)

POLL BOOK TOTALS	Christine Krawczyk (REP)			Kathy Bosheers (REP)			
	AV	Elec Day	TOTAL	AV	Elec Day	TOTAL	
WASHINGTON TOWNSHIP							
01	434	31	59	90	59	166	225
02	800	111	108	219	106	169	275
03	788	99	101	200	119	299	418
04	416	37	73	110	30	87	117
05	769	88	123	211	93	289	382
06	766	99	123	222	120	208	328
07	648	52	95	147	102	204	306
08	575	79	88	167	62	156	218
09	608	46	124	170	37	200	237
	5,804	642	894	1,536	728	1,778	2,506
TOTALS							
	5,804	642	894	1,536	728	1,778	2,506

■ Yellow in the TOTALS column means precinct hasn't reported
N/A indicates AV (Absentee) results are included in Elec Day results

These same results may also be obtained via:

- > Election Telephone Hotline: 586.469.5209
- > 24-Hour Fax (Within MI): 1.888.99.CLERK (request document number 6700)
- > 24-Hour Fax (Outside of MI): 1.310.575.5035 (request document number 6700)



Election Results

Washington Twp Treasurer One 4-year term

Official results, updated August 18, 9:56 AM

[Race List](#) | [Race Summary](#) | [Race Details](#) | [Race Details \(Printer Friendly\)](#)

POLL BOOK TOTALS	Linda S. Verellen (REP)			Michael R. Pohlod (REP)			
	AV	Elec Day	TOTAL	AV	Elec Day	TOTAL	
WASHINGTON TOWNSHIP							
01	434	74	180	254	21	44	65
02	800	169	223	392	64	52	116
03	788	160	316	476	63	82	145
04	416	54	120	174	12	37	49
05	769	128	311	439	63	109	172
06	766	138	286	424	82	73	155
07	648	126	253	379	46	65	111
08	575	93	177	270	50	79	129
09	608	60	260	320	27	72	99
	5,804	1,002	2,126	3,128	428	613	1,041
TOTALS							
	5,804	1,002	2,126	3,128	428	613	1,041

■ Yellow in the TOTALS column means precinct hasn't reported
N/A indicates AV (Absentee) results are included in Elec Day results

These same results may also be obtained via:

- > Election Telephone Hotline: 586.469.5209
- > 24-Hour Fax (Within MI): 1.888.99.CLERK (request document number 6700)
- > 24-Hour Fax (Outside of MI): 1.310.575.5035 (request document number 6700)



Election Results

Washington Twp Treasurer One 4-year term

Official results, updated August 18, 9:56 AM

[Race List](#) | [Race Summary](#) | [Race Details](#) | [Race Details \(Printer Friendly\)](#)

POLL BOOK TOTALS	Linda S. Verellen (REP)			Michael R. Pohlod (REP)			
	AV	Elec Day	TOTAL	AV	Elec Day	TOTAL	
WASHINGTON TOWNSHIP							
01	434	74	180	254	21	44	65
02	800	169	223	392	64	52	116
03	788	160	316	476	63	82	145
04	416	54	120	174	12	37	49
05	769	128	311	439	63	109	172
06	766	138	286	424	82	73	155
07	648	126	253	379	46	65	111
08	575	93	177	270	50	79	129
09	608	60	260	320	27	72	99
	5,804	1,002	2,126	3,128	428	613	1,041
TOTALS							
	5,804	1,002	2,126	3,128	428	613	1,041

■ Yellow in the TOTALS column means precinct hasn't reported
N/A indicates AV (Absentee) results are included in Elec Day results

These same results may also be obtained via:

- > Election Telephone Hotline: 586.469.5209
- > 24-Hour Fax (Within MI): 1.888.99.CLERK (request document number 6700)
- > 24-Hour Fax (Outside of MI): 1.310.575.5035 (request document number 6700)



Election Results

Washington Twp Trustee Four 4-year terms

Official results, updated August 18, 9:56 AM

[Race List](#) | [Race Summary](#) | [Race Details](#) | [Race Details \(Printer Friendly\)](#)

POLL BOOK TOTALS	Abby Jacobson (REP)			Art Grimes (REP)			Bill Scarborough (REP)			David John Eggert (REP)			Dennis W. Stevenson (REP)			Fred Blonde (REP)			Harold Miller (REP)			Jim P	
	AV	Elec Day	TOTAL	AV	Elec Day	TOTAL	AV	Elec Day	TOTAL	AV	Elec Day	TOTAL	AV	Elec Day	TOTAL	AV	Elec Day	TOTAL	AV	Elec Day	TOTAL		AV
WASHINGTON TOWNSHIP																							
01	434	78	195	273	44	118	162	18	68	86	2	5	7	11	19	30	19	29	48	21	26	47	42
02	800	139	177	316	100	155	255	53	55	108	9	18	27	40	46	86	80	68	148	39	70	109	87
03	788	160	301	461	112	278	390	44	87	131	8	9	17	27	31	58	49	62	111	59	110	169	99
04	416	40	87	127	20	65	85	10	31	41	7	13	20	9	29	38	21	42	63	25	45	70	20
05	769	144	306	450	81	231	312	45	114	159	4	11	15	14	40	54	28	54	82	26	60	86	92
06	766	142	232	374	102	163	265	53	100	153	8	18	26	54	67	121	56	87	143	42	67	109	93
07	648	97	207	304	70	157	227	33	60	93	6	10	16	33	58	91	48	66	114	43	68	111	66
08	575	91	143	234	52	100	152	39	49	88	5	13	18	31	37	68	53	80	133	30	72	102	48
09	608	46	188	234	29	133	162	20	93	113	10	20	30	20	64	84	34	97	131	29	117	146	29
	5,804	937	1,836	2,773	610	1,400	2,010	315	657	972	59	117	176	239	391	630	388	585	973	314	635	949	576
TOTALS																							
	5,804	937	1,836	2,773	610	1,400	2,010	315	657	972	59	117	176	239	391	630	388	585	973	314	635	949	576

■ Yellow in the TOTALS column means precinct hasn't reported
 N/A indicates AV (Absentee) results are included in Elec Day results

These same results may also be obtained via:

- > Election Telephone Hotline: 586.469.5209
- > 24-Hour Fax (Within MI): 1.888.99.CLERK (request document number 6700)
- > 24-Hour Fax (Outside of MI): 1.310.575.5035 (request document number 6700)



Election Results

Washington Twp Trustee Four 4-year terms

Official results, updated August 18, 9:56 AM

[Race List](#) | [Race Summary](#) | [Race Details](#) | [Race Details \(Printer Friendly\)](#)

POLL BOOK TOTALS	Abby Jacobson (REP)			Art Grimes (REP)			Bill Scarborough (REP)			David John Eggert (REP)			Dennis W. Stevenson (REP)			Fred Blonde (REP)			Harold Miller (REP)			Jim Richardson (REP)			Lisa Rapp (REP)			R J Brainard (REP)			Richard Seldon (REP)			Rocky Bitrus, Jr. (REP)			Tom Keliher (REP)			Wayne D. Durham (REP)			
	AV	Elec Day	TOTAL	AV	Elec Day	TOTAL	AV	Elec Day	TOTAL	AV	Elec Day	TOTAL	AV	Elec Day	TOTAL	AV	Elec Day	TOTAL	AV	Elec Day	TOTAL	AV	Elec Day	TOTAL	AV	Elec Day	TOTAL	AV	Elec Day	TOTAL	AV	Elec Day	TOTAL	AV	Elec Day	TOTAL	AV	Elec Day	TOTAL	AV	Elec Day	TOTAL	
WASHINGTON TOWNSHIP																																											
01	434	78	195	273	44	118	162	18	68	86	2	5	7	11	19	30	19	29	48	21	26	47	42	137	179	68	199	267	35	37	72	0	5	5	1	4	5	33	93	126	10	6	16
02	800	139	177	316	100	155	255	53	55	108	9	18	27	40	46	86	80	68	148	39	70	109	87	143	230	144	204	348	88	41	129	14	13	27	9	13	22	30	30	60	49	40	89
03	788	160	301	461	112	278	390	44	87	131	8	9	17	27	31	58	49	62	111	59	110	169	99	217	316	143	331	474	64	61	125	5	7	12	3	9	12	33	67	100	35	29	64
04	416	40	87	127	20	65	85	10	31	41	7	13	20	9	29	38	21	42	63	25	45	70	20	59	79	36	103	139	29	38	67	4	11	15	3	12	15	8	15	23	11	23	34
05	769	144	306	450	81	231	312	45	114	159	4	11	15	14	40	54	28	54	82	26	60	86	92	218	310	145	343	488	64	57	121	4	8	12	5	5	10	65	128	193	30	69	99
06	766	142	232	374	102	163	265	53	100	153	8	18	26	54	67	121	56	87	143	42	67	109	93	171	264	143	250	393	42	65	107	13	20	33	3	19	22	31	45	76	39	46	85
07	648	97	207	304	70	157	227	33	60	93	6	10	16	33	58	91	48	66	114	43	68	111	66	165	231	109	229	338	51	67	118	5	11	16	6	11	17	26	34	60	23	31	54
08	575	91	143	234	52	100	152	39	49	88	5	13	18	31	37	68	53	80	133	30	72	102	48	102	150	90	172	262	53	47	100	6	12	18	4	17	21	20	37	57	23	24	47
09	608	46	188	234	29	133	162	20	93	113	10	20	30	20	64	84	34	97	131	29	117	146	29	145	174	49	224	273	29	64	93	7	18	25	3	11	14	9	29	38	19	43	62
	5,804	937	1,836	2,773	610	1,400	2,010	315	657	972	59	117	176	239	391	630	388	585	973	314	635	949	576	1,357	1,933	927	2,055	2,982	455	477	932	58	105	163	37	101	138	255	478	733	239	311	550
TOTALS																																											
	5,804	937	1,836	2,773	610	1,400	2,010	315	657	972	59	117	176	239	391	630	388	585	973	314	635	949	576	1,357	1,933	927	2,055	2,982	455	477	932	58	105	163	37	101	138	255	478	733	239	311	550

Yellow in the TOTALS column means precinct hasn't reported
N/A indicates AV (Absentee) results are included in Elec Day results

These same results may also be obtained via:
 > Election Telephone Hotline: 586.469.5209
 > 24-Hour Fax (Within MI): 1.888.99.CLERK (request document number 6700)
 > 24-Hour Fax (Outside of MI): 1.310.575.5035 (request document number 6700)