



Election Results

Macomb County November 3, 2009 Election

Click below for the official results of the November 3, 2009 General Election for Macomb County as the results are tabulated.

This site is brought to you by [Macomb County Clerk/Register of Deeds Carmella Sabaugh](#). Macomb County campaign finance documents are available online.

View the results of previous elections at the [Macomb County Clerk's Election Department](#). Choose an option below to explore our site.



Results

Click for election results by race, including breakdown by precincts.



Precinct Reporting Details

Click for a listing of precincts and jurisdictions yet to report.



Campaign Finance Reports

Click for Campaign Finance Reports, committees that still owe fees to the County, and more.



More Election Information

Click to visit the Macomb County Clerk's Election Department's website.



Voter Turnout

Click for a listing of voter turnout by jurisdiction.



Election Results

Macomb County November 3, 2009 Election

Click below for the official results of the November 3, 2009 General Election for Macomb County as the results are tabulated.

This site is brought to you by [Macomb County Clerk/Register of Deeds Carmella Sabaugh](#).
Macomb County campaign finance documents are available online.

View the results of previous elections at the [Macomb County Clerk's Election Department](#).
Choose an option below to explore our site.



Results

Click for election results by race, including breakdown by precincts.



Precinct Reporting Details

Click for a listing of precincts and jurisdictions yet to report.



Campaign Finance Reports

Click for Campaign Finance Reports, committees that still owe fees to the County, and more.



More Election Information

Click to visit the Macomb County Clerk's Election Department's website.



Voter Turnout

Click for a listing of voter turnout by jurisdiction.



Election Results

Macomb County November 3, 2009 Election

County Proposals

- > [Macomb County - Home Rule Charter](#)
- > [Macomb County - Road Commission Reorganization](#)

Municipal Races

- > [Center Line - Mayor](#)
- > [Center Line - Council](#)
- > [Eastpointe - Council \(Full Terms\)](#)
- > [Eastpointe - Council \(Partial Term\)](#)
- > [Fraser - Council](#)
- > [Memphis - Mayor](#)
- > [Memphis - Council](#)
- > [Mount Clemens - Mayor](#)
- > [Mount Clemens - Commission](#)
- > [New Baltimore - Mayor](#)
- > [New Baltimore - Clerk](#)
- > [New Baltimore - Treasurer](#)
- > [New Baltimore - Council](#)
- > [Richmond - Council](#)
- > [Roseville - Mayor](#)
- > [Roseville - Council \(Full Terms\)](#)
- > [Roseville - Council \(Partial Term\)](#)
- > [Roseville - Clerk](#)
- > [Roseville - Treasurer](#)
- > [St. Clair Shores - Council](#)
- > [Sterling Heights - Mayor](#)
- > [Sterling Heights - Council](#)
- > [Utica - Mayor](#)
- > [Utica - Council](#)

School Trustees

- > [East Detroit Public Schools \(Full Terms\)](#)
- > [East Detroit Public Schools \(Partial Term\)](#)
- > [Fraser Public Schools \(Full Terms\)](#)
- > [Fraser Public Schools \(Partial Term\)](#)
- > [Lake Shore Public Schools](#)
- > [Lakeview Public Schools](#)
- > [Romeo Community Schools](#)
- > [South Lake Schools](#)

Local/School District Proposals

- > [Eastpointe](#)
- > [St. Clair Shores](#)
- > [Harrison Township - Proposal 1 - Millage Renewal](#)
- > [Harrison Township - Proposal 2 - Solid Waste Collection](#)

- > Village of New Haven
- > Fraser Public Schools
- > Warren Consolidated Schools

© Copyright Macomb County, Michigan
40 North Main, 1st Floor, Mount Clemens, MI 48043



Election Results

Macomb County November 3, 2009 Election Precinct Reporting Details

This page contains information about when each jurisdiction reports results. "% In" shows the current number of precincts reporting for that jurisdiction. The "First Report" column shows when they reported the first set of results. When half of the precincts have reported, a timestamp will be recorded in the "50% Reported" column. Once all results are in, the "Results Final" column will be filled-in. You can re-sort the list by clicking any column header.

Updated November 13, 12:03 PM

Jurisdiction	% In	First Report	50% Reported	Results Final
Armada Township	100%	11-03 9:00 PM	11-03 9:18 PM	11-03 9:18 PM
Bruce Township	100%	11-03 8:28 PM	11-03 9:00 PM	11-03 9:00 PM
Center Line	100%	11-03 8:12 PM	11-03 9:00 PM	11-03 9:18 PM
Chesterfield Township	100%	11-03 8:38 PM	11-03 9:08 PM	11-03 9:52 PM
Clinton Township	100%	11-03 8:38 PM	11-03 9:18 PM	11-03 9:38 PM
Eastpointe	100%	11-03 8:18 PM	11-03 9:00 PM	11-03 9:18 PM
Fraser	100%	11-03 8:32 PM	11-03 9:00 PM	11-03 9:08 PM
Harrison Township	100%	11-03 9:32 PM	11-03 9:32 PM	11-03 9:32 PM
Lenox Township	100%	11-03 8:22 PM	11-03 8:22 PM	11-03 8:22 PM
Macomb Township	100%	11-03 9:00 PM	11-03 9:22 PM	11-03 9:48 PM
Memphis	100%	11-03 9:00 PM	11-03 9:08 PM	11-03 9:08 PM
Mt. Clemens	100%	11-03 8:38 PM	11-03 9:00 PM	11-03 9:08 PM
New Baltimore	100%	11-03 9:48 PM	11-03 10:22 PM	11-03 10:38 PM
Ray Township	100%	11-03 8:32 PM	11-03 8:38 PM	11-03 8:38 PM
Richmond Township	100%	11-03 8:38 PM	11-03 8:38 PM	11-03 8:38 PM
Richmond City	100%	11-03 8:32 PM	11-03 8:32 PM	11-03 8:32 PM
Roseville	100%	11-03 8:38 PM	11-03 9:00 PM	11-03 10:22 PM
Shelby Township	100%	11-03 8:32 PM	11-03 9:08 PM	11-03 9:12 PM
St. Clair Shores	100%	11-03 9:52 PM	11-03 9:52 PM	11-03 9:52 PM
Sterling Heights	100%	11-03 9:00 PM	11-03 9:22 PM	11-03 9:52 PM
Troy City	100%	11-03 10:28 PM	11-03 10:28 PM	11-03 10:28 PM
Utica	100%	11-03 8:38 PM	11-03 9:00 PM	11-03 9:00 PM
Grosse Pointe Shores	100%	11-03 9:08 PM	11-03 9:08 PM	11-03 9:08 PM
Warren	100%	11-03 8:38 PM	11-03 9:08 PM	11-03 10:38 PM
Washington Township	100%	11-03 9:00 PM	11-03 9:18 PM	11-03 9:22 PM



Election Results

Macomb County November 3, 2009 Election Voter Turnout

This page shows you the percentage of registered voters who cast a ballot for this election, by jurisdiction. These numbers will continue to increase until all precincts have reported. You can re-sort the list by clicking a column header.

Updated November 13, 12:03 PM

Jurisdiction ▼	Turnout
Armada Township	13.4%
Bruce Township	17.9%
Center Line	26.6%
Chesterfield Township	10.6%
Clinton Township	12.5%
Eastpointe	18.6%
Fraser	24%
Harrison Township	25.3%
Lenox Township	13.2%
Macomb Township	9.5%
Memphis	44.9%
Mt. Clemens	18.2%
New Baltimore	28.8%
Ray Township	16.3%
Richmond Township	11%
Richmond City	14.9%
Roseville	15.4%
Shelby Township	13.7%
St. Clair Shores	24.8%
Sterling Heights	21.2%
Utica	14.2%
Grosse Pointe Shores	21.2%
Warren	11.7%
Washington Township	15%
MACOMB COUNTY	16.1%





Election Results

Macomb County

Shall the Home Rule Charter proposed by the Macomb County Charter Commission be adopted?

Official results, updated November 13, 12:03 PM

[Race List](#) | [Race Summary](#) | [Race Details](#) | [Race Details \(Printer Friendly\)](#)

320 of 320 (100.0%) precincts reporting				
YES		52,840	60.4%	
NO		34,630	39.6%	

These same results may also be obtained via:

- > 24-Hour Fax (Within MI): 1.888.99.CLERK (request document number 6700)
- > 24-Hour Fax (Outside of MI): 1.310.575.5035 (request document number 6700)



Election Results

Macomb County

Shall the Macomb County Board of Road Commissioners be reorganized under and in the manner provided in the Home Rule Charter of Macomb County if the Charter is adopted by the voters?

Official results, updated November 13, 12:03 PM

[Race List](#) | [Race Summary](#) | [Race Details](#) | [Race Details \(Printer Friendly\)](#)

320 of 320 (100.0%) precincts reporting				
YES		55,379	63.5%	<div style="width: 63.5%;"></div>
NO		31,874	36.5%	<div style="width: 36.5%;"></div>

These same results may also be obtained via:

- > 24-Hour Fax (Within MI): 1.888.99.CLERK (request document number 6700)
- > 24-Hour Fax (Outside of MI): 1.310.575.5035 (request document number 6700)



Election Results

Center Line Mayor One 4-year term

Official results, updated November 13, 12:03 PM

[Race List](#) | [Race Summary](#) | [Race Details](#) | [Race Details \(Printer Friendly\)](#)

6 of 6 (100.0%) precincts reporting				
David W. Hanselman		1,042	66.0%	
Mary Ann Zielinski		537	34.0%	

These same results may also be obtained via:

- > 24-Hour Fax (Within MI): 1.888.99.CLERK (request document number 6700)
- > 24-Hour Fax (Outside of MI): 1.310.575.5035 (request document number 6700)



Center Line
 Council
 Two 4-year terms

Official results, updated November 13, 12:03 PM

[Race List](#) | [Race Summary](#) | [Race Details](#) | [Race Details \(Printer Friendly\)](#)

6 of 6 (100.0%) precincts reporting				
Nicholas R. Chakur		1,162	44.0%	
Mary Frances Hafner		938	35.5%	
Kathie Skwierc		539	20.4%	

These same results may also be obtained via:

- > 24-Hour Fax (Within MI): 1.888.99.CLERK (request document number 6700)
- > 24-Hour Fax (Outside of MI): 1.310.575.5035 (request document number 6700)



Election Results

Eastpointe Council Two 4-year terms

Official results, updated November 13, 12:03 PM

[Race List](#) | [Race Summary](#) | [Race Details](#) | [Race Details \(Printer Friendly\)](#)

15 of 15 (100.0%) precincts reporting				
Bill Sweeney		2,612	38.0%	
Wendy Richardson		2,021	29.4%	
Patricia A. Roberson		1,191	17.3%	
Priscilla A. Wells		1,048	15.3%	

These same results may also be obtained via:

- > 24-Hour Fax (Within MI): 1.888.99.CLERK (request document number 6700)
- > 24-Hour Fax (Outside of MI): 1.310.575.5035 (request document number 6700)



Election Results

Eastpointe

Council

One partial term (ending 11/14/2011)

Official results, updated November 13, 12:03 PM

[Race List](#) | [Race Summary](#) | [Race Details](#) | [Race Details \(Printer Friendly\)](#)

15 of 15 (100.0%) precincts reporting				
Philip J. Guastella		2,407	63.3%	
Alex Truesdale		1,397	36.7%	

These same results may also be obtained via:

- > 24-Hour Fax (Within MI): 1.888.99.CLERK (request document number 6700)
- > 24-Hour Fax (Outside of MI): 1.310.575.5035 (request document number 6700)



Election Results

Fraser Council Three 4-year terms

Official results, updated November 13, 12:03 PM

[Race List](#) | [Race Summary](#) | [Race Details](#) | [Race Details \(Printer Friendly\)](#)

8 of 8 (100.0%) precincts reporting				
Kathy Blanke		1,399	22.0%	
Mike Carnagie		1,312	20.7%	
William A. Morelli		993	15.6%	
Vince Calabrese		907	14.3%	
John A. Sexauer		884	13.9%	
Walter E. Stamper		858	13.5%	

These same results may also be obtained via:

- > 24-Hour Fax (Within MI): 1.888.99.CLERK (request document number 6700)
- > 24-Hour Fax (Outside of MI): 1.310.575.5035 (request document number 6700)






Election Results

Memphis Mayor One 2-year term

Official results, updated November 13, 12:03 PM

[Race List](#) | [Race Summary](#) | [Race Details](#) | [Race Details \(Printer Friendly\)](#)

2 of 2 (100.0%) precincts reporting				
Daniel Weaver		140	54.3%	
George K. Kirkindall		100	38.8%	
Roger G. Teply		18	7.0%	

These same results may also be obtained via:

- > 24-Hour Fax (Within MI): 1.888.99.CLERK (request document number 6700)
- > 24-Hour Fax (Outside of MI): 1.310.575.5035 (request document number 6700)



Election Results

Memphis Council Three 4-year terms

Official results, updated November 13, 12:03 PM

[Race List](#) | [Race Summary](#) | [Race Details](#) | [Race Details \(Printer Friendly\)](#)

2 of 2 (100.0%) precincts reporting				
Eric J. Schneider		167	27.9%	
Guy M. Mossoian		158	26.4%	
Roberta A. Zukas		141	23.6%	
Frank Davis		132	22.1%	

These same results may also be obtained via:

- > 24-Hour Fax (Within MI): 1.888.99.CLERK (request document number 6700)
- > 24-Hour Fax (Outside of MI): 1.310.575.5035 (request document number 6700)



Election Results

Mount Clemens

Mayor

One 2-year term

Official results, updated November 13, 12:03 PM

[Race List](#) | [Race Summary](#) | [Race Details](#) | [Race Details \(Printer Friendly\)](#)

9 of 9 (100.0%) precincts reporting				
Barb Dempsey		1,610	76.3%	<div style="width: 76.3%;"></div>
Steven Ferdig		499	23.7%	<div style="width: 23.7%;"></div>

These same results may also be obtained via:

- > 24-Hour Fax (Within MI): 1.888.99.CLERK (request document number 6700)
- > 24-Hour Fax (Outside of MI): 1.310.575.5035 (request document number 6700)



Election Results

Mount Clemens Commission Three 4-year terms

Official results, updated November 13, 12:03 PM

[Race List](#) | [Race Summary](#) | [Race Details](#) | [Race Details \(Printer Friendly\)](#)

9 of 9 (100.0%) precincts reporting				
Lois Hill		1,169	22.2%	
Gary Blash		1,046	19.9%	
Matt Dreger		976	18.5%	
Roger Bunton		917	17.4%	
Mike Simmons		673	12.8%	
Michael Wecker		486	9.2%	

These same results may also be obtained via:

- > 24-Hour Fax (Within MI): 1.888.99.CLERK (request document number 6700)
- > 24-Hour Fax (Outside of MI): 1.310.575.5035 (request document number 6700)



New Baltimore

Mayor

One 2-year term

Official results, updated November 13, 12:03 PM

[Race List](#) | [Race Summary](#) | [Race Details](#) | [Race Details \(Printer Friendly\)](#)

6 of 6 (100.0%) precincts reporting				
Larry Smith		1,467	63.4%	
Thomas A. Goldenbogen		846	36.6%	

These same results may also be obtained via:

- > 24-Hour Fax (Within MI): 1.888.99.CLERK (request document number 6700)
- > 24-Hour Fax (Outside of MI): 1.310.575.5035 (request document number 6700)



New Baltimore
Clerk
One 4-year term

Official results, updated November 13, 12:03 PM

[Race List](#) | [Race Summary](#) | [Race Details](#) | [Race Details \(Printer Friendly\)](#)

6 of 6 (100.0%) precincts reporting				
Marcella L. Shinska		1,487	66.5%	
Stevan Nedin		748	33.5%	

These same results may also be obtained via:

- > 24-Hour Fax (Within MI): 1.888.99.CLERK (request document number 6700)
- > 24-Hour Fax (Outside of MI): 1.310.575.5035 (request document number 6700)



Election Results

New Baltimore Treasurer One 4-year term

Official results, updated November 13, 12:03 PM

[Race List](#) | [Race Summary](#) | [Race Details](#) | [Race Details \(Printer Friendly\)](#)

6 of 6 (100.0%) precincts reporting				
Jeanne Bade		1,230	55.9%	
Catherine C. Dupray		971	44.1%	

These same results may also be obtained via:

- > 24-Hour Fax (Within MI): 1.888.99.CLERK (request document number 6700)
- > 24-Hour Fax (Outside of MI): 1.310.575.5035 (request document number 6700)







Election Results

New Baltimore Council Three 4-year terms

Official results, updated November 13, 12:03 PM

[Race List](#) | [Race Summary](#) | [Race Details](#) | [Race Details \(Printer Friendly\)](#)

6 of 6 (100.0%) precincts reporting				
Susan Burkhardt		1,347	26.6%	
Jeffrey Christie		1,315	26.0%	
Carlos A. Aperia		1,223	24.2%	
Karl Rutledge		1,173	23.2%	

These same results may also be obtained via:

- > 24-Hour Fax (Within MI): 1.888.99.CLERK (request document number 6700)
- > 24-Hour Fax (Outside of MI): 1.310.575.5035 (request document number 6700)



Election Results

Richmond Council Four 4-year terms

Official results, updated November 13, 12:03 PM

[Race List](#) | [Race Summary](#) | [Race Details](#) | [Race Details \(Printer Friendly\)](#)

1 of 1 (100.0%) precincts reporting				
Timothy J. Rix		443	25.8%	
Dennis W. LaFore		434	25.3%	
Jeff Yaroch		430	25.1%	
Michael J. Misteravich		409	23.8%	

These same results may also be obtained via:

- > 24-Hour Fax (Within MI): 1.888.99.CLERK (request document number 6700)
- > 24-Hour Fax (Outside of MI): 1.310.575.5035 (request document number 6700)



Election Results

Roseville Mayor One 4-year term

Official results, updated November 13, 12:03 PM

[Race List](#) | [Race Summary](#) | [Race Details](#) | [Race Details \(Printer Friendly\)](#)

23 of 23 (100.0%) precincts reporting				
John Chirkun		3,753	73.6%	
Ron Blazejewski		1,348	26.4%	

These same results may also be obtained via:

- > 24-Hour Fax (Within MI): 1.888.99.CLERK (request document number 6700)
- > 24-Hour Fax (Outside of MI): 1.310.575.5035 (request document number 6700)



Election Results

Roseville Council Three 4-year terms

Official results, updated November 13, 12:03 PM

[Race List](#) | [Race Summary](#) | [Race Details](#) | [Race Details \(Printer Friendly\)](#)

23 of 23 (100.0%) precincts reporting				
Bill Shoemaker		3,575	25.6%	
Jan Haggerty		3,532	25.3%	
Salvatore Aiuto		3,317	23.8%	
Charles A. Frontera		1,960	14.0%	
James Goldwater		1,571	11.3%	

These same results may also be obtained via:

- > 24-Hour Fax (Within MI): 1.888.99.CLERK (request document number 6700)
- > 24-Hour Fax (Outside of MI): 1.310.575.5035 (request document number 6700)



Election Results

Roseville

Council

One partial term (ending 11/14/2011)

Official results, updated November 13, 12:03 PM

[Race List](#) | [Race Summary](#) | [Race Details](#) | [Race Details \(Printer Friendly\)](#)

23 of 23 (100.0%) precincts reporting			
Frank A. Maisano		4,079	100.0%

These same results may also be obtained via:

- > 24-Hour Fax (Within MI): 1.888.99.CLERK (request document number 6700)
- > 24-Hour Fax (Outside of MI): 1.310.575.5035 (request document number 6700)



Election Results

Roseville Clerk One 4-year term

Official results, updated November 13, 12:03 PM

[Race List](#) | [Race Summary](#) | [Race Details](#) | [Race Details \(Printer Friendly\)](#)

23 of 23 (100.0%) precincts reporting				
Richard M. Steenland		3,123	60.9%	
Karen Wojcik		2,009	39.1%	

These same results may also be obtained via:

- > 24-Hour Fax (Within MI): 1.888.99.CLERK (request document number 6700)
- > 24-Hour Fax (Outside of MI): 1.310.575.5035 (request document number 6700)



Election Results

Roseville Treasurer One 4-year term

Official results, updated November 13, 12:03 PM

[Race List](#) | [Race Summary](#) | [Race Details](#) | [Race Details \(Printer Friendly\)](#)

23 of 23 (100.0%) precincts reporting				
Catherine J. Haugh		3,883	76.6%	
Abdalla Awwad		1,186	23.4%	

These same results may also be obtained via:







- > 24-Hour Fax (Within MI): 1.888.99.CLERK (request document number 6700)
- > 24-Hour Fax (Outside of MI): 1.310.575.5035 (request document number 6700)



St. Clair Shores
 Council
 Three 4-year terms

Official results, updated November 13, 12:03 PM

[Race List](#) | [Race Summary](#) | [Race Details](#) | [Race Details \(Printer Friendly\)](#)

27 of 27 (100.0%) precincts reporting				
Kip C. Walby		7,322	23.4%	
Peter Rubino		5,576	17.9%	
Candice B. Rusie		5,158	16.5%	
Matthew S. Ahearn		5,028	16.1%	
Mark J. Moffitt		4,345	13.9%	
Frank Troester		3,809	12.2%	

These same results may also be obtained via:

- > 24-Hour Fax (Within MI): 1.888.99.CLERK (request document number 6700)
- > 24-Hour Fax (Outside of MI): 1.310.575.5035 (request document number 6700)



Sterling Heights

Mayor

One 2-year term

Official results, updated November 13, 12:03 PM

[Race List](#) | [Race Summary](#) | [Race Details](#) | [Race Details \(Printer Friendly\)](#)

41 of 41 (100.0%) precincts reporting				
Richard J. Notte		10,774	60.1%	
David J. Magliulo		7,138	39.9%	

These same results may also be obtained via:

- > 24-Hour Fax (Within MI): 1.888.99.CLERK (request document number 6700)
- > 24-Hour Fax (Outside of MI): 1.310.575.5035 (request document number 6700)



Election Results

Sterling Heights Council Six 2-year terms

Official results, updated November 13, 12:03 PM

[Race List](#) | [Race Summary](#) | [Race Details](#) | [Race Details \(Printer Friendly\)](#)

41 of 41 (100.0%) precincts reporting				
Joseph V. Romano		11,270	13.3%	■
Deanna Koski		11,158	13.2%	■
Barbara A. Ziarko		10,566	12.5%	■
Maria G. Schmidt		10,528	12.4%	■
Michael C. Taylor		10,211	12.1%	■
Yvonne Kniaz		8,780	10.4%	■
Benjamin Ancona		8,599	10.1%	■
James Nicholas Hunt		7,965	9.4%	■
John Stampor		5,649	6.7%	■

These same results may also be obtained via:

- > 24-Hour Fax (Within MI): 1.888.99.CLERK (request document number 6700)
- > 24-Hour Fax (Outside of MI): 1.310.575.5035 (request document number 6700)



Election Results

Utica Mayor One 2-year term

Official results, updated November 13, 12:03 PM

[Race List](#) | [Race Summary](#) | [Race Details](#) | [Race Details \(Printer Friendly\)](#)

3 of 3 (100.0%) precincts reporting			
Jacqueline K. Noonan		382	100.0%

These same results may also be obtained via:

- > 24-Hour Fax (Within MI): 1.888.99.CLERK (request document number 6700)
- > 24-Hour Fax (Outside of MI): 1.310.575.5035 (request document number 6700)



Utica
 Council
 Three 4-year terms

Official results, updated November 13, 12:03 PM

[Race List](#) | [Race Summary](#) | [Race Details](#) | [Race Details \(Printer Friendly\)](#)

3 of 3 (100.0%) precincts reporting				
Kenneth J. Sikora		375	35.2%	
Russell J. Barthelmeh		351	33.0%	
William Osladil		338	31.8%	

These same results may also be obtained via:

- > 24-Hour Fax (Within MI): 1.888.99.CLERK (request document number 6700)
- > 24-Hour Fax (Outside of MI): 1.310.575.5035 (request document number 6700)



Election Results

East Detroit Public Schools Trustee Three 4-year terms

Official results, updated November 13, 12:03 PM

[Race List](#) | [Race Summary](#) | [Race Details](#) | [Race Details \(Printer Friendly\)](#)

17 of 17 (100.0%) precincts reporting				
Craig F. Wodecki		2,358	25.0%	
Paul E. Seibert		2,324	24.6%	
Jon Gruenberg		2,001	21.2%	
Tom Gancos		1,397	14.8%	
Calvin P. Washington, Jr.		1,348	14.3%	

These same results may also be obtained via:

- > 24-Hour Fax (Within MI): 1.888.99.CLERK (request document number 6700)
- > 24-Hour Fax (Outside of MI): 1.310.575.5035 (request document number 6700)



Election Results

East Detroit Public Schools

Trustee

One partial term (ending 12/31/2011)

Official results, updated November 13, 12:03 PM

[Race List](#) | [Race Summary](#) | [Race Details](#) | [Race Details \(Printer Friendly\)](#)

17 of 17 (100.0%) precincts reporting				
Margaret Podsiadlik		1,395	41.0%	
Keith A. Ward		1,023	30.1%	
Michelle Dyrval		984	28.9%	

These same results may also be obtained via:

- > 24-Hour Fax (Within MI): 1.888.99.CLERK (request document number 6700)
- > 24-Hour Fax (Outside of MI): 1.310.575.5035 (request document number 6700)



Fraser Public Schools
Trustee
Two 6-year terms

Official results, updated November 13, 12:03 PM

[Race List](#) | [Race Summary](#) | [Race Details](#) | [Race Details \(Printer Friendly\)](#)

17 of 17 (100.0%) precincts reporting				
Kerry W. Terman		2,138	36.5%	
Libby Argiri		2,092	35.7%	
Mark Snay		1,622	27.7%	

These same results may also be obtained via:

- > 24-Hour Fax (Within MI): 1.888.99.CLERK (request document number 6700)
- > 24-Hour Fax (Outside of MI): 1.310.575.5035 (request document number 6700)



Election Results

Fraser Public Schools

Trustee

One partial term (ending 12/31/2013)

Official results, updated November 13, 12:03 PM

[Race List](#) | [Race Summary](#) | [Race Details](#) | [Race Details \(Printer Friendly\)](#)

17 of 17 (100.0%) precincts reporting			
Joseph R. Kosmala		2,947	100.0%

These same results may also be obtained via:

- > 24-Hour Fax (Within MI): 1.888.99.CLERK (request document number 6700)
- > 24-Hour Fax (Outside of MI): 1.310.575.5035 (request document number 6700)



Lake Shore Public Schools
Trustee
Two 4-year terms

Official results, updated November 13, 12:03 PM

[Race List](#) | [Race Summary](#) | [Race Details](#) | [Race Details \(Printer Friendly\)](#)

10 of 10 (100.0%) precincts reporting				
Sharon Bartl		2,711	51.2%	
Gerrit J. E. Ketelhut, Jr.		2,581	48.8%	

These same results may also be obtained via:

- > 24-Hour Fax (Within MI): 1.888.99.CLERK (request document number 6700)
- > 24-Hour Fax (Outside of MI): 1.310.575.5035 (request document number 6700)



Lakeview Public Schools
 Trustee
 Two 6-year terms

Official results, updated November 13, 12:03 PM

[Race List](#) | [Race Summary](#) | [Race Details](#) | [Race Details \(Printer Friendly\)](#)

9 of 9 (100.0%) precincts reporting				
Donald Wheaton, Jr.		2,021	32.6%	
Timothy E. Houlihan		1,592	25.7%	
Anne E. McDaid		1,390	22.4%	
Garry Wertenberger		1,200	19.3%	

These same results may also be obtained via:

- > 24-Hour Fax (Within MI): 1.888.99.CLERK (request document number 6700)
- > 24-Hour Fax (Outside of MI): 1.310.575.5035 (request document number 6700)



Romeo Community Schools
 Trustee
 One 4-year term

Official results, updated November 13, 12:03 PM

[Race List](#) | [Race Summary](#) | [Race Details](#) | [Race Details \(Printer Friendly\)](#)

21 of 21 (100.0%) precincts reporting				
Anita Banach		1,824	56.3%	
Deane B. Maue		1,416	43.7%	

These same results may also be obtained via:

- > 24-Hour Fax (Within MI): 1.888.99.CLERK (request document number 6700)
- > 24-Hour Fax (Outside of MI): 1.310.575.5035 (request document number 6700)



South Lake Schools
 Trustee
 Two 4-year terms

Official results, updated November 13, 12:03 PM

[Race List](#) | [Race Summary](#) | [Race Details](#) | [Race Details \(Printer Friendly\)](#)

11 of 11 (100.0%) precincts reporting				
Karla L. Anderson		2,051	37.5%	
Paula Mack-Crouchman		1,880	34.3%	
Michael R. Damiani		1,544	28.2%	

These same results may also be obtained via:

- > 24-Hour Fax (Within MI): 1.888.99.CLERK (request document number 6700)
- > 24-Hour Fax (Outside of MI): 1.310.575.5035 (request document number 6700)



Eastpointe

Millage Renewal for Public Safety Services

Official results, updated November 13, 12:03 PM

[Race List](#) | [Race Summary](#) | [Race Details](#) | [Race Details \(Printer Friendly\)](#)

15 of 15 (100.0%) precincts reporting				
YES		3,180	72.7%	
NO		1,192	27.3%	

These same results may also be obtained via:

- > 24-Hour Fax (Within MI): 1.888.99.CLERK (request document number 6700)
- > 24-Hour Fax (Outside of MI): 1.310.575.5035 (request document number 6700)



St. Clair Shores Proposal A: Millage Renewal

Official results, updated November 13, 12:03 PM

[Race List](#) | [Race Summary](#) | [Race Details](#) | [Race Details \(Printer Friendly\)](#)

27 of 27 (100.0%) precincts reporting				
YES		7,842	68.0%	
NO		3,690	32.0%	

These same results may also be obtained via:

- > 24-Hour Fax (Within MI): 1.888.99.CLERK (request document number 6700)
- > 24-Hour Fax (Outside of MI): 1.310.575.5035 (request document number 6700)



Harrison Township Proposal 1: Millage Renewal

Official results, updated November 13, 12:03 PM

[Race List](#) | [Race Summary](#) | [Race Details](#) | [Race Details \(Printer Friendly\)](#)

9 of 9 (100.0%) precincts reporting				
YES		3,239	67.9%	
NO		1,529	32.1%	

These same results may also be obtained via:



- > 24-Hour Fax (Within MI): 1.888.99.CLERK (request document number 6700)
- > 24-Hour Fax (Outside of MI): 1.310.575.5035 (request document number 6700)



Harrison Township Proposal 2: Solid Waste Collection

Official results, updated November 13, 12:03 PM

[Race List](#) | [Race Summary](#) | [Race Details](#) | [Race Details \(Printer Friendly\)](#)

9 of 9 (100.0%) precincts reporting				
YES		3,285	69.0%	
NO		1,477	31.0%	

These same results may also be obtained via:

- > 24-Hour Fax (Within MI): 1.888.99.CLERK (request document number 6700)
- > 24-Hour Fax (Outside of MI): 1.310.575.5035 (request document number 6700)



Village of New Haven

Revenue Bond Proposition Water Supply System

Official results, updated November 13, 12:03 PM

[Race List](#) | [Race Summary](#) | [Race Details](#) | [Race Details \(Printer Friendly\)](#)

2 of 2 (100.0%) precincts reporting				
YES		381	73.8%	
NO		135	26.2%	

These same results may also be obtained via:

- > 24-Hour Fax (Within MI): 1.888.99.CLERK (request document number 6700)
- > 24-Hour Fax (Outside of MI): 1.310.575.5035 (request document number 6700)



Fraser Public Schools Tax Limitation Proposal - Operating Millage

Official results, updated November 13, 12:03 PM

[Race List](#) | [Race Summary](#) | [Race Details](#) | [Race Details \(Printer Friendly\)](#)

17 of 17 (100.0%) precincts reporting				
YES		2,400	59.1%	
NO		1,658	40.9%	

These same results may also be obtained via:



- > 24-Hour Fax (Within MI): 1.888.99.CLERK (request document number 6700)
- > 24-Hour Fax (Outside of MI): 1.310.575.5035 (request document number 6700)



Warren Consolidated Schools School Improvement Bond Proposition

Official results, updated November 13, 12:03 PM

[Race List](#) | [Race Summary](#) | [Race Details](#) | [Race Details \(Printer Friendly\)](#)

34 of 34 (100.0%) precincts reporting				
YES		7,787	55.0%	
NO		6,361	45.0%	

These same results may also be obtained via:

- > 24-Hour Fax (Within MI): 1.888.99.CLERK (request document number 6700)
- > 24-Hour Fax (Outside of MI): 1.310.575.5035 (request document number 6700)



Election Results

Macomb County November 3, 2009 Election Precinct Reporting Details

This page contains information about when each jurisdiction reports results. "% In" shows the current number of precincts reporting for that jurisdiction. The "First Report" column shows when they reported the first set of results. When half of the precincts have reported, a timestamp will be recorded in the "50% Reported" column. Once all results are in, the "Results Final" column will be filled-in. You can re-sort the list by clicking any column header.

Updated November 13, 12:03 PM

Jurisdiction	% In	First Report	50% Reported	Results Final
Armada Township	100%	11-03 9:00 PM	11-03 9:18 PM	11-03 9:18 PM
Bruce Township	100%	11-03 8:28 PM	11-03 9:00 PM	11-03 9:00 PM
Center Line	100%	11-03 8:12 PM	11-03 9:00 PM	11-03 9:18 PM
Chesterfield Township	100%	11-03 8:38 PM	11-03 9:08 PM	11-03 9:52 PM
Clinton Township	100%	11-03 8:38 PM	11-03 9:18 PM	11-03 9:38 PM
Eastpointe	100%	11-03 8:18 PM	11-03 9:00 PM	11-03 9:18 PM
Fraser	100%	11-03 8:32 PM	11-03 9:00 PM	11-03 9:08 PM
Harrison Township	100%	11-03 9:32 PM	11-03 9:32 PM	11-03 9:32 PM
Lenox Township	100%	11-03 8:22 PM	11-03 8:22 PM	11-03 8:22 PM
Macomb Township	100%	11-03 9:00 PM	11-03 9:22 PM	11-03 9:48 PM
Memphis	100%	11-03 9:00 PM	11-03 9:08 PM	11-03 9:08 PM
Mt. Clemens	100%	11-03 8:38 PM	11-03 9:00 PM	11-03 9:08 PM
New Baltimore	100%	11-03 9:48 PM	11-03 10:22 PM	11-03 10:38 PM
Ray Township	100%	11-03 8:32 PM	11-03 8:38 PM	11-03 8:38 PM
Richmond Township	100%	11-03 8:38 PM	11-03 8:38 PM	11-03 8:38 PM
Richmond City	100%	11-03 8:32 PM	11-03 8:32 PM	11-03 8:32 PM
Roseville	100%	11-03 8:38 PM	11-03 9:00 PM	11-03 10:22 PM
Shelby Township	100%	11-03 8:32 PM	11-03 9:08 PM	11-03 9:12 PM
St. Clair Shores	100%	11-03 9:52 PM	11-03 9:52 PM	11-03 9:52 PM
Sterling Heights	100%	11-03 9:00 PM	11-03 9:22 PM	11-03 9:52 PM
Troy City	100%	11-03 10:28 PM	11-03 10:28 PM	11-03 10:28 PM
Utica	100%	11-03 8:38 PM	11-03 9:00 PM	11-03 9:00 PM
Grosse Pointe Shores	100%	11-03 9:08 PM	11-03 9:08 PM	11-03 9:08 PM
Warren	100%	11-03 8:38 PM	11-03 9:08 PM	11-03 10:38 PM
Washington Township	100%	11-03 9:00 PM	11-03 9:18 PM	11-03 9:22 PM



Election Results

Macomb County November 3, 2009 Election Precinct Reporting Details

This page contains information about when each jurisdiction reports results. "% In" shows the current number of precincts reporting for that jurisdiction. The "First Report" column shows when they reported the first set of results. When half of the precincts have reported, a timestamp will be recorded in the "50% Reported" column. Once all results are in, the "Results Final" column will be filled-in. You can re-sort the list by clicking any column header.

Updated November 13, 12:03 PM

Jurisdiction	% In	First Report	50% Reported	Results Final
Armada Township	100%	11-03 9:00 PM	11-03 9:18 PM	11-03 9:18 PM
Bruce Township	100%	11-03 8:28 PM	11-03 9:00 PM	11-03 9:00 PM
Center Line	100%	11-03 8:12 PM	11-03 9:00 PM	11-03 9:18 PM
Chesterfield Township	100%	11-03 8:38 PM	11-03 9:08 PM	11-03 9:52 PM
Clinton Township	100%	11-03 8:38 PM	11-03 9:18 PM	11-03 9:38 PM
Eastpointe	100%	11-03 8:18 PM	11-03 9:00 PM	11-03 9:18 PM
Fraser	100%	11-03 8:32 PM	11-03 9:00 PM	11-03 9:08 PM
Harrison Township	100%	11-03 9:32 PM	11-03 9:32 PM	11-03 9:32 PM
Lenox Township	100%	11-03 8:22 PM	11-03 8:22 PM	11-03 8:22 PM
Macomb Township	100%	11-03 9:00 PM	11-03 9:22 PM	11-03 9:48 PM
Memphis	100%	11-03 9:00 PM	11-03 9:08 PM	11-03 9:08 PM
Mt. Clemens	100%	11-03 8:38 PM	11-03 9:00 PM	11-03 9:08 PM
New Baltimore	100%	11-03 9:48 PM	11-03 10:22 PM	11-03 10:38 PM
Ray Township	100%	11-03 8:32 PM	11-03 8:38 PM	11-03 8:38 PM
Richmond Township	100%	11-03 8:38 PM	11-03 8:38 PM	11-03 8:38 PM
Richmond City	100%	11-03 8:32 PM	11-03 8:32 PM	11-03 8:32 PM
Roseville	100%	11-03 8:38 PM	11-03 9:00 PM	11-03 10:22 PM
Shelby Township	100%	11-03 8:32 PM	11-03 9:08 PM	11-03 9:12 PM
St. Clair Shores	100%	11-03 9:52 PM	11-03 9:52 PM	11-03 9:52 PM
Sterling Heights	100%	11-03 9:00 PM	11-03 9:22 PM	11-03 9:52 PM
Troy City	100%	11-03 10:28 PM	11-03 10:28 PM	11-03 10:28 PM
Utica	100%	11-03 8:38 PM	11-03 9:00 PM	11-03 9:00 PM
Grosse Pointe Shores	100%	11-03 9:08 PM	11-03 9:08 PM	11-03 9:08 PM
Warren	100%	11-03 8:38 PM	11-03 9:08 PM	11-03 10:38 PM
Washington Township	100%	11-03 9:00 PM	11-03 9:18 PM	11-03 9:22 PM



Election Results

Macomb County November 3, 2009 Election Precinct Reporting Details

This page contains information about when each jurisdiction reports results. "% In" shows the current number of precincts reporting for that jurisdiction. The "First Report" column shows when they reported the first set of results. When half of the precincts have reported, a timestamp will be recorded in the "50% Reported" column. Once all results are in, the "Results Final" column will be filled-in. You can re-sort the list by clicking any column header.

Updated November 13, 12:03 PM

Jurisdiction	% In	First Report	50% Reported	Results Final
Armada Township	100%	11-03 9:00 PM	11-03 9:18 PM	11-03 9:18 PM
Bruce Township	100%	11-03 8:28 PM	11-03 9:00 PM	11-03 9:00 PM
Center Line	100%	11-03 8:12 PM	11-03 9:00 PM	11-03 9:18 PM
Chesterfield Township	100%	11-03 8:38 PM	11-03 9:08 PM	11-03 9:52 PM
Clinton Township	100%	11-03 8:38 PM	11-03 9:18 PM	11-03 9:38 PM
Eastpointe	100%	11-03 8:18 PM	11-03 9:00 PM	11-03 9:18 PM
Fraser	100%	11-03 8:32 PM	11-03 9:00 PM	11-03 9:08 PM
Harrison Township	100%	11-03 9:32 PM	11-03 9:32 PM	11-03 9:32 PM
Lenox Township	100%	11-03 8:22 PM	11-03 8:22 PM	11-03 8:22 PM
Macomb Township	100%	11-03 9:00 PM	11-03 9:22 PM	11-03 9:48 PM
Memphis	100%	11-03 9:00 PM	11-03 9:08 PM	11-03 9:08 PM
Mt. Clemens	100%	11-03 8:38 PM	11-03 9:00 PM	11-03 9:08 PM
New Baltimore	100%	11-03 9:48 PM	11-03 10:22 PM	11-03 10:38 PM
Ray Township	100%	11-03 8:32 PM	11-03 8:38 PM	11-03 8:38 PM
Richmond Township	100%	11-03 8:38 PM	11-03 8:38 PM	11-03 8:38 PM
Richmond City	100%	11-03 8:32 PM	11-03 8:32 PM	11-03 8:32 PM
Roseville	100%	11-03 8:38 PM	11-03 9:00 PM	11-03 10:22 PM
Shelby Township	100%	11-03 8:32 PM	11-03 9:08 PM	11-03 9:12 PM
St. Clair Shores	100%	11-03 9:52 PM	11-03 9:52 PM	11-03 9:52 PM
Sterling Heights	100%	11-03 9:00 PM	11-03 9:22 PM	11-03 9:52 PM
Troy City	100%	11-03 10:28 PM	11-03 10:28 PM	11-03 10:28 PM
Utica	100%	11-03 8:38 PM	11-03 9:00 PM	11-03 9:00 PM
Grosse Pointe Shores	100%	11-03 9:08 PM	11-03 9:08 PM	11-03 9:08 PM
Warren	100%	11-03 8:38 PM	11-03 9:08 PM	11-03 10:38 PM
Washington Township	100%	11-03 9:00 PM	11-03 9:18 PM	11-03 9:22 PM



Election Results

Macomb County November 3, 2009 Election Precinct Reporting Details

This page contains information about when each jurisdiction reports results. "% In" shows the current number of precincts reporting for that jurisdiction. The "First Report" column shows when they reported the first set of results. When half of the precincts have reported, a timestamp will be recorded in the "50% Reported" column. Once all results are in, the "Results Final" column will be filled-in. You can re-sort the list by clicking any column header.

Updated November 13, 12:03 PM

Jurisdiction	% In	First Report	50% Reported	Results Final
Armada Township	100%	11-03 9:00 PM	11-03 9:18 PM	11-03 9:18 PM
Bruce Township	100%	11-03 8:28 PM	11-03 9:00 PM	11-03 9:00 PM
Center Line	100%	11-03 8:12 PM	11-03 9:00 PM	11-03 9:18 PM
Chesterfield Township	100%	11-03 8:38 PM	11-03 9:08 PM	11-03 9:52 PM
Clinton Township	100%	11-03 8:38 PM	11-03 9:18 PM	11-03 9:38 PM
Eastpointe	100%	11-03 8:18 PM	11-03 9:00 PM	11-03 9:18 PM
Fraser	100%	11-03 8:32 PM	11-03 9:00 PM	11-03 9:08 PM
Harrison Township	100%	11-03 9:32 PM	11-03 9:32 PM	11-03 9:32 PM
Lenox Township	100%	11-03 8:22 PM	11-03 8:22 PM	11-03 8:22 PM
Macomb Township	100%	11-03 9:00 PM	11-03 9:22 PM	11-03 9:48 PM
Memphis	100%	11-03 9:00 PM	11-03 9:08 PM	11-03 9:08 PM
Mt. Clemens	100%	11-03 8:38 PM	11-03 9:00 PM	11-03 9:08 PM
New Baltimore	100%	11-03 9:48 PM	11-03 10:22 PM	11-03 10:38 PM
Ray Township	100%	11-03 8:32 PM	11-03 8:38 PM	11-03 8:38 PM
Richmond Township	100%	11-03 8:38 PM	11-03 8:38 PM	11-03 8:38 PM
Richmond City	100%	11-03 8:32 PM	11-03 8:32 PM	11-03 8:32 PM
Roseville	100%	11-03 8:38 PM	11-03 9:00 PM	11-03 10:22 PM
Shelby Township	100%	11-03 8:32 PM	11-03 9:08 PM	11-03 9:12 PM
St. Clair Shores	100%	11-03 9:52 PM	11-03 9:52 PM	11-03 9:52 PM
Sterling Heights	100%	11-03 9:00 PM	11-03 9:22 PM	11-03 9:52 PM
Troy City	100%	11-03 10:28 PM	11-03 10:28 PM	11-03 10:28 PM
Utica	100%	11-03 8:38 PM	11-03 9:00 PM	11-03 9:00 PM
Grosse Pointe Shores	100%	11-03 9:08 PM	11-03 9:08 PM	11-03 9:08 PM
Warren	100%	11-03 8:38 PM	11-03 9:08 PM	11-03 10:38 PM
Washington Township	100%	11-03 9:00 PM	11-03 9:18 PM	11-03 9:22 PM



Election Results

Macomb County November 3, 2009 Election Precinct Reporting Details

This page contains information about when each jurisdiction reports results. "% In" shows the current number of precincts reporting for that jurisdiction. The "First Report" column shows when they reported the first set of results. When half of the precincts have reported, a timestamp will be recorded in the "50% Reported" column. Once all results are in, the "Results Final" column will be filled-in. You can re-sort the list by clicking any column header.

Updated November 13, 12:03 PM

Jurisdiction	% In	First Report	50% Reported	Results Final
Armada Township	100%	11-03 9:00 PM	11-03 9:18 PM	11-03 9:18 PM
Bruce Township	100%	11-03 8:28 PM	11-03 9:00 PM	11-03 9:00 PM
Center Line	100%	11-03 8:12 PM	11-03 9:00 PM	11-03 9:18 PM
Chesterfield Township	100%	11-03 8:38 PM	11-03 9:08 PM	11-03 9:52 PM
Clinton Township	100%	11-03 8:38 PM	11-03 9:18 PM	11-03 9:38 PM
Eastpointe	100%	11-03 8:18 PM	11-03 9:00 PM	11-03 9:18 PM
Fraser	100%	11-03 8:32 PM	11-03 9:00 PM	11-03 9:08 PM
Harrison Township	100%	11-03 9:32 PM	11-03 9:32 PM	11-03 9:32 PM
Lenox Township	100%	11-03 8:22 PM	11-03 8:22 PM	11-03 8:22 PM
Macomb Township	100%	11-03 9:00 PM	11-03 9:22 PM	11-03 9:48 PM
Memphis	100%	11-03 9:00 PM	11-03 9:08 PM	11-03 9:08 PM
Mt. Clemens	100%	11-03 8:38 PM	11-03 9:00 PM	11-03 9:08 PM
New Baltimore	100%	11-03 9:48 PM	11-03 10:22 PM	11-03 10:38 PM
Ray Township	100%	11-03 8:32 PM	11-03 8:38 PM	11-03 8:38 PM
Richmond Township	100%	11-03 8:38 PM	11-03 8:38 PM	11-03 8:38 PM
Richmond City	100%	11-03 8:32 PM	11-03 8:32 PM	11-03 8:32 PM
Roseville	100%	11-03 8:38 PM	11-03 9:00 PM	11-03 10:22 PM
Shelby Township	100%	11-03 8:32 PM	11-03 9:08 PM	11-03 9:12 PM
St. Clair Shores	100%	11-03 9:52 PM	11-03 9:52 PM	11-03 9:52 PM
Sterling Heights	100%	11-03 9:00 PM	11-03 9:22 PM	11-03 9:52 PM
Troy City	100%	11-03 10:28 PM	11-03 10:28 PM	11-03 10:28 PM
Utica	100%	11-03 8:38 PM	11-03 9:00 PM	11-03 9:00 PM
Grosse Pointe Shores	100%	11-03 9:08 PM	11-03 9:08 PM	11-03 9:08 PM
Warren	100%	11-03 8:38 PM	11-03 9:08 PM	11-03 10:38 PM
Washington Township	100%	11-03 9:00 PM	11-03 9:18 PM	11-03 9:22 PM



Election Results

Macomb County November 3, 2009 Election Voter Turnout

This page shows you the percentage of registered voters who cast a ballot for this election, by jurisdiction. These numbers will continue to increase until all precincts have reported. You can re-sort the list by clicking a column header.

Updated November 13, 12:03 PM

Jurisdiction ▼	Turnout
Armada Township	13.4%
Bruce Township	17.9%
Center Line	26.6%
Chesterfield Township	10.6%
Clinton Township	12.5%
Eastpointe	18.6%
Fraser	24%
Harrison Township	25.3%
Lenox Township	13.2%
Macomb Township	9.5%
Memphis	44.9%
Mt. Clemens	18.2%
New Baltimore	28.8%
Ray Township	16.3%
Richmond Township	11%
Richmond City	14.9%
Roseville	15.4%
Shelby Township	13.7%
St. Clair Shores	24.8%
Sterling Heights	21.2%
Utica	14.2%
Grosse Pointe Shores	21.2%
Warren	11.7%
Washington Township	15%
MACOMB COUNTY	16.1%



Election Results

Macomb County November 3, 2009 Election Voter Turnout

This page shows you the percentage of registered voters who cast a ballot for this election, by jurisdiction. These numbers will continue to increase until all precincts have reported. You can re-sort the list by clicking a column header.

Updated November 13, 12:03 PM

Jurisdiction ▼	Turnout
Armada Township	13.4%
Bruce Township	17.9%
Center Line	26.6%
Chesterfield Township	10.6%
Clinton Township	12.5%
Eastpointe	18.6%
Fraser	24%
Harrison Township	25.3%
Lenox Township	13.2%
Macomb Township	9.5%
Memphis	44.9%
Mt. Clemens	18.2%
New Baltimore	28.8%
Ray Township	16.3%
Richmond Township	11%
Richmond City	14.9%
Roseville	15.4%
Shelby Township	13.7%
St. Clair Shores	24.8%
Sterling Heights	21.2%
Utica	14.2%
Grosse Pointe Shores	21.2%
Warren	11.7%
Washington Township	15%
MACOMB COUNTY	16.1%



Election Results

Macomb County

Shall the Home Rule Charter proposed by the Macomb County Charter Commission be adopted?

Official results, updated November 13, 12:03 PM

[Race List](#) | [Race Summary](#) | [Race Details](#) | [Race Details \(Printer Friendly\)](#)

	POLL BOOK TOTALS	Yes	No
ARMADA TOWNSHIP			
01	118	54	62
02	112	54	58
AVCB01	280	132	141
	510	240	261
BRUCE TOWNSHIP			
01	118	54	62
02	252	112	106
03	98	45	45
04	129	55	57
AVCB01	535	271	255
	1,132	537	525
CENTER LINE CITY			
01	313	143	127
02	181	75	89
03	243	113	87
04	196	88	79
05	164	69	76
AVCB01	501	263	143
	1,598	751	601
CHESTERFIELD TOWNSHIP			

■ Yellow in the TOTALS column means precinct hasn't reported

These same results may also be obtained via:

- > 24-Hour Fax (Within MI): 1.888.99.CLERK (request document number 6700)
- > 24-Hour Fax (Outside of MI): 1.310.575.5035 (request document number 6700)



Election Results

Macomb County

Shall the Home Rule Charter proposed by the Macomb County Charter Commission be adopted?

Official results, updated November 13, 12:03 PM

[Race List](#) | [Race Summary](#) | [Race Details](#) | [Race Details \(Printer Friendly\)](#)

	POLL BOOK TOTALS	Yes	No
ARMADA TOWNSHIP			
01	118	54	62
02	112	54	58
AVCB01	280	132	141
	510	240	261
BRUCE TOWNSHIP			
01	118	54	62
02	252	112	106
03	98	45	45
04	129	55	57
AVCB01	535	271	255
	1,132	537	525
CENTER LINE CITY			
01	313	143	127
02	181	75	89
03	243	113	87
04	196	88	79
05	164	69	76
AVCB01	501	263	143
	1,598	751	601
CHESTERFIELD TOWNSHIP			
01	231	144	83
02	203	98	105
03	191	106	85
04, 12	203	123	78
05	244	152	81
06	152	88	63
07	198	120	76
08	226	105	117
09	128	67	59
10	406	239	164
11, 16	225	145	76
13	176	114	61
14	84	48	35
15	21	7	13
17			

	73	43	27
18	103	77	24
19	152	104	48
20	147	96	50
	3,163	1,876	1,245

CLINTON TOWNSHIP

01, 27	111	77	34
2, 14, 33	150	92	58
03	43	27	16
4, 28	31	16	14
05, 31	83	50	33
06	57	38	19
7, 11	114	70	44
08	63	42	21
9, 12	84	52	32
10, 19	183	116	64
13, 20	92	54	38
15	68	47	21
16, 32, 43	211	136	53
17	77	40	32
18, 24	198	117	61
21, 26	139	88	50
22, 30	110	81	29
23, 35	162	110	51
25, 36	103	83	20
29, 38	229	162	67
34, 44, 45	180	143	37
37, 41	133	88	44
39, 46	102	68	34
40	88	62	26
42	29	19	9
AVCB01	798	514	238
AVCB02	3,964	2,774	1,109
AVCB03	522	310	198
AVCB04	574	403	162
AVCB05	227	161	64
	8,925	6,040	2,678

EASTPOINTE

01	216	73	103
02	215	107	79
03	282	134	114
04	234	110	88
05	242	103	100
06	204	94	84
07	214	104	86
08	198	93	86
09	176	72	69
10	138	67	50
11	203	101	70

12	230	111	83
13	230	107	97
14	267	132	104
AVCB01	1,354	770	394
	4,403	2,178	1,607

FRASER

01	168	98	43
02	294	158	96
03	329	176	106
04	196	115	51
05	89	57	19
06	351	188	96
07	93	50	32
AVCB01	1,053	621	287
	2,573	1,463	730

HARRISON TOWNSHIP

01	202	113	66
02, 12	217	106	86
03	247	108	113
04	408	212	158
05	387	211	135
06, 11	412	217	154
07	386	208	144
08, 09, 10	457	212	213
AVCB	2,092	1,236	698
	4,808	2,623	1,767

LENOX TOWNSHIP

01, 02	319	214	102
03	416	229	135
04	102	64	23
	837	507	260

MACOMB TOWNSHIP

01	60	37	23
02	99	60	39
03	71	51	20
04	118	80	38
05	73	39	33
06	57	33	24
07	87	49	38
08	44	26	18
09	35	21	14
10	57	29	24
11	104	79	25
12	93	73	20
13	87	56	31
14	70	37	33
15	61	45	15
16	76	41	35

17	57	35	22
18	30	14	16
19	19	14	5
20	76	54	22
21	72	43	28
22	88	63	24
23	80	56	23
24	101	65	36
25	35	27	8
26	42	32	10
27	57	37	19
28	42	24	18
29	62	38	24
30	62	33	29
31	41	24	17
32	50	30	20
33	49	28	21
34	43	26	17
35	28	20	8
AVCB01	1,334	904	415
AVCB02	1,332	879	428
	4,892	3,202	1,640

MEMPHIS

01	184	68	71
	184	68	71

MOUNT CLEMENS

01	125	61	42
02	351	225	94
03	193	110	72
04	149	85	49
05	79	35	28
06	164	98	51
08	89	57	30
09	238	151	61
AVCB01	799	497	220
	2,187	1,319	647

NEW BALTIMORE

01	305	151	93
02	258	135	79
03	450	200	153
04	223	98	84
05	365	174	130
AVCB01	740	433	209
	2,341	1,191	748

RAY TOWNSHIP

01	193	92	91
02	278	148	128
	471	240	219

RICHMOND TOWNSHIP

01	158	76	81
02	133	51	77
	291	127	158
RICHMOND CITY			
01, 02	591	331	218
	591	331	218
ROSEVILLE			
01	76	30	41
02	110	53	47
03	126	55	60
04	113	60	38
05	177	94	65
06	155	82	59
07	109	60	40
08	158	77	68
09	123	60	50
10	74	37	31
11	71	36	27
12	112	49	46
13	107	58	41
14	146	63	62
15	175	79	80
16	259	132	104
17	134	66	57
18	168	89	60
19	128	60	56
20	132	73	50
21	114	52	49
AVCB01	2,323	1,201	729
AVCB02	195	92	70
	5,285	2,658	1,930
SHELBY TOWNSHIP			
01, 05	221	114	105
02, 04	223	116	107
03, 09	95	46	49
06, 21	57	26	31
07, 22	307	155	152
08, 11	135	74	61
10, 25	175	101	74
12	122	71	51
13, 19	165	76	88
14	94	52	41
15	72	28	44
16, 18	167	107	60
17	105	66	39
20	34	15	19
23, 24	242	130	112
26, 28	163	99	64
27			

	71	44	27
29	55	29	25
AVCB01	1,612	981	606
AVCB02	2,791	1,778	967
AVCB03	15	9	4
	6,921	4,117	2,726

ST. CLAIR SHORES

01	306	178	93
02	245	119	84
03	251	120	96
04	201	91	77
05	338	165	132
06	222	130	67
07	187	97	66
08	283	149	88
09	137	64	50
10	268	130	100
11	151	76	50
12	352	189	129
13	520	269	189
14	120	56	52
15	319	154	117
16	266	144	92
17	320	164	119
18	217	88	102
19	212	78	105
20	158	83	58
21	198	99	77
22	168	80	74
23	234	114	97
24	253	122	99
AVCB01	1,662	1,034	424
AVCB02	2,009	1,131	619
AVCB03	2,353	1,333	713
	11,950	6,457	3,969

STERLING HEIGHTS

01	187	84	81
02	277	121	126
03	219	97	86
04	410	147	206
05	285	146	100
06, 10	516	232	190
08, 46	274	115	130
09, 15	411	177	182
11	337	185	114
12	212	111	79
13, 21	196	103	70
14	63	32	26
16, 17	306	125	159

18, 19	424	200	160
20	313	145	119
22	151	67	76
23	162	76	64
24	153	73	71
25	214	87	93
26, 27	433	192	178
28	229	85	119
29	181	91	71
30	248	116	88
31, 41	449	210	200
32, 33	490	234	201
34	253	106	121
35	151	72	68
36, 37	214	74	126
38, 50	661	286	280
39	142	61	62
40, 43	442	186	212
42, 48	157	85	60
44, 49	333	131	174
45	171	71	89
47	125	68	45
51, 52	349	146	166
AVCB01	1,563	856	511
AVCB02	1,557	807	554
AVCB03	1,537	803	540
AVCB04	1,700	927	585
AVCB05	1,606	864	544
	18,101	8,794	7,126

UTICA

01	94	53	33
02	235	133	85
03	152	82	51
	481	268	169

GROSSE POINTE SHORES

03	11	8	3
	11	8	3

WARREN

01, 02, 08	66	41	25
03, 04	65	24	40
06, 12	55	38	17
10, 11, 13	123	53	69
15, 16, 17, 22	60	28	32
18, 20	31	18	13
21, 24, 26	47	17	30
23, 38	41	24	17
27, 28	37	22	15
29	57	27	30

32, 33, 34	80	39	35
36, 37	108	52	45
39, 40	86	49	36
41, 42, 43	117	84	33
45, 46	103	58	44
47, 48	101	50	51
49, 50	108	51	57
52	21	7	14
53, 55, 60	128	70	57
56, 58	107	62	45
61, 62, 63, 64	181	112	67
66, 67	126	68	58
68	89	45	41
69, 70	129	65	52
71, 74	217	121	70
72, 72A, 73	164	88	61
76, 78	187	107	60
80, 81, 88	226	120	84
82, 84	216	109	80
85, 86	290	163	91
90, 94	209	112	82
92, 93	154	85	56
96, 106, 108	371	192	139
97, 98, 99, 99A	398	239	128
100, 103, 105	278	143	106
101, 102	187	93	65
109, 110	246	128	103
AVCB01	1,105	684	390
AVCB02	1,248	871	344
AVCB03	141	72	52
AVCB04	3,626	2,060	1,348
	11,329	6,491	4,182
WASHINGTON TOWNSHIP			
01, 05	296	116	147
02, 09	261	140	110
03	168	71	76
04	64	32	28
06, 08	230	120	103
07	137	70	61
AVCB01	1,411	768	603
AVCB02	59	37	22
	2,626	1,354	1,150
TOTALS			
	95,610	52,840	34,630

■ Yellow in the TOTALS column means precinct hasn't reported

These same results may also be obtained via:

> 24-Hour Fax (Within MI): 1.888.99.CLERK (request document number 6700)

> 24-Hour Fax (Outside of MI): 1.310.575.5035 (request document number 6700)



Election Results

Macomb County

Shall the Macomb County Board of Road Commissioners be reorganized under and in the manner provided in the Home Rule Charter of Macomb County if the Charter is adopted by the voters?

Official results, updated November 13, 12:03 PM

[Race List](#) | [Race Summary](#) | [Race Details](#) | [Race Details \(Printer Friendly\)](#)

	POLL BOOK TOTALS	Yes	No
ARMADA TOWNSHIP			
01	118	55	61
02	112	51	60
AVCB01	280	137	137
	510	243	258
BRUCE TOWNSHIP			
01	118	51	60
02	252	120	96
03	98	47	42
04	129	56	56
AVCB01	535	274	243
	1,132	548	497
CENTER LINE CITY			
01	313	165	104
02	181	89	76
03	243	119	83
04	196	98	72
05	164	73	71
AVCB01	501	281	129
	1,598	825	535
CHESTERFIELD TOWNSHIP			

■ Yellow in the TOTALS column means precinct hasn't reported

These same results may also be obtained via:

- > 24-Hour Fax (Within MI): 1.888.99.CLERK (request document number 6700)
- > 24-Hour Fax (Outside of MI): 1.310.575.5035 (request document number 6700)



Election Results

Macomb County

Shall the Macomb County Board of Road Commissioners be reorganized under and in the manner provided in the Home Rule Charter of Macomb County if the Charter is adopted by the voters?

Official results, updated November 13, 12:03 PM

[Race List](#) | [Race Summary](#) | [Race Details](#) | [Race Details \(Printer Friendly\)](#)

	POLL BOOK TOTALS	Yes	No
ARMADA TOWNSHIP			
01	118	55	61
02	112	51	60
AVCB01	280	137	137
	510	243	258
BRUCE TOWNSHIP			
01	118	51	60
02	252	120	96
03	98	47	42
04	129	56	56
AVCB01	535	274	243
	1,132	548	497
CENTER LINE CITY			
01	313	165	104
02	181	89	76
03	243	119	83
04	196	98	72
05	164	73	71
AVCB01	501	281	129
	1,598	825	535
CHESTERFIELD TOWNSHIP			
01	231	148	78
02	203	100	103
03	191	110	79
04, 12	203	130	71
05	244	154	84
06	152	95	55
07	198	125	73
08	226	109	113
09	128	74	51
10	406	239	162
11, 16	225	149	73
13	176	117	57
14	84	52	30
15	21	10	10

17	73	49	23
18	103	79	24
19	152	108	44
20	147	98	48
	3,163	1,946	1,178

CLINTON TOWNSHIP

01, 27	111	73	37
2, 14, 33	150	92	58
03	43	29	13
4, 28	31	19	12
05, 31	83	47	36
06	57	43	13
7, 11	114	72	42
08	63	43	19
9, 12	84	50	34
10, 19	183	127	56
13, 20	92	58	34
15	68	48	20
16, 32, 43	211	141	46
17	77	43	29
18, 24	198	122	55
21, 26	139	94	44
22, 30	110	83	26
23, 35	162	111	50
25, 36	103	82	20
29, 38	229	161	65
34, 44, 45	180	139	40
37, 41	133	91	42
39, 46	102	70	32
40	88	56	29
42	29	20	9
AVCB01	798	541	221
AVCB02	3,964	2,855	1,039
AVCB03	522	325	186
AVCB04	574	407	158
AVCB05	227	160	61
	8,925	6,202	2,526

EASTPOINTE

01	216	88	88
02	215	111	74
03	282	146	93
04	234	113	83
05	242	112	88
06	204	104	74
07	214	114	78
08	198	102	72
09	176	74	62
10	138	69	48

11	203	109	61
12	230	121	74
13	230	117	84
14	267	143	87
AVCB01	1,354	799	358
	4,403	2,322	1,424

FRASER

01	168	97	39
02	294	155	95
03	329	178	95
04	196	114	47
05	89	53	21
06	351	197	86
07	93	55	25
AVCB01	1,053	637	266
	2,573	1,486	674

HARRISON TOWNSHIP

01	202	120	54
02, 12	217	105	80
03	247	113	107
04	408	211	162
05	387	222	121
06, 11	412	219	149
07	386	208	137
08, 09, 10	457	217	203
AVCB	2,092	1,276	636
	4,808	2,691	1,649

LENOX TOWNSHIP

01, 02	319	219	99
03	416	243	123
04	102	66	21
	837	528	243

MACOMB TOWNSHIP

01	60	37	23
02	99	58	40
03	71	53	18
04	118	83	35
05	73	40	33
06	57	33	23
07	87	52	35
08	44	25	19
09	35	20	14
10	57	36	20
11	104	84	20
12	93	75	16
13	87	60	27
14	70	38	32
15	61	43	18
16	76	46	30

17	57	36	21
18	30	17	13
19	19	12	6
20	76	56	20
21	72	49	22
22	88	64	24
23	80	61	19
24	101	58	42
25	35	27	8
26	42	33	9
27	57	39	16
28	42	23	17
29	62	36	25
30	62	34	27
31	41	25	16
32	50	31	18
33	49	30	19
34	43	28	14
35	28	20	8
AVCB01	1,334	913	399
AVCB02	1,332	912	405
	4,892	3,287	1,551

MEMPHIS

01	184	78	62
	184	78	62

MOUNT CLEMENS

01	125	68	37
02	351	231	87
03	193	122	58
04	149	86	48
05	79	38	25
06	164	102	47
08	89	62	24
09	238	152	60
AVCB01	799	522	199
	2,187	1,383	585

NEW BALTIMORE

01	305	160	85
02	258	150	66
03	450	220	140
04	223	103	77
05	365	183	121
AVCB01	740	456	190
	2,341	1,272	679

RAY TOWNSHIP

01	193	94	89
02	278	149	128
	471	243	217

RICHMOND TOWNSHIP			
01	158	81	76
02	133	50	83
	291	131	159
RICHMOND CITY			
01, 02	591	327	223
	591	327	223
ROSEVILLE			
01	76	32	38
02	110	59	41
03	126	68	47
04	113	55	43
05	177	99	61
06	155	93	48
07	109	59	38
08	158	85	60
09	123	64	46
10	74	44	24
11	71	40	25
12	112	51	46
13	107	56	42
14	146	71	52
15	175	85	75
16	259	136	101
17	134	75	47
18	168	86	65
19	128	59	55
20	132	76	46
21	114	57	43
AVCB01	2,323	1,318	627
AVCB02	195	95	62
	5,285	2,863	1,732
SHELBY TOWNSHIP			
01, 05	221	113	106
02, 04	223	116	106
03, 09	95	52	43
06, 21	57	25	31
07, 22	307	170	135
08, 11	135	80	54
10, 25	175	104	67
12	122	73	47
13, 19	165	76	89
14	94	53	40
15	72	30	41
16, 18	167	108	57
17	105	66	38
20	34	15	18
23, 24	242	132	109
26, 28	163	99	62

27	71	45	25
29	55	33	22
AVCB01	1,612	1,015	565
AVCB02	2,791	1,826	919
AVCB03	15	10	3
	6,921	4,241	2,577

ST. CLAIR SHORES

01	306	196	74
02	245	126	73
03	251	127	87
04	201	92	72
05	338	175	125
06	222	134	60
07	187	99	61
08	283	166	73
09	137	73	46
10	268	146	87
11	151	77	48
12	352	207	110
13	520	280	171
14	120	57	51
15	319	169	103
16	266	143	87
17	320	169	114
18	217	93	96
19	212	91	86
20	158	92	49
21	198	105	71
22	168	85	66
23	234	120	90
24	253	134	86
AVCB01	1,662	1,086	387
AVCB02	2,009	1,215	541
AVCB03	2,353	1,430	617
	11,950	6,887	3,531

STERLING HEIGHTS

01	187	83	77
02	277	140	106
03	219	108	75
04	410	169	172
05	285	149	95
06, 10	516	255	173
08, 46	274	118	122
09, 15	411	193	159
11	337	191	99
12	212	113	70
13, 21	196	103	68
14	63	34	22

16, 17	306	131	145
18, 19	424	213	143
20	313	153	110
22	151	67	76
23	162	81	57
24	153	78	65
25	214	92	88
26, 27	433	207	167
28	229	95	109
29	181	98	64
30	248	130	78
31, 41	449	215	187
32, 33	490	252	185
34	253	109	109
35	151	74	64
36, 37	214	85	115
38, 50	661	309	252
39	142	66	57
40, 43	442	204	191
42, 48	157	88	57
44, 49	333	149	152
45	171	73	87
47	125	70	42
51, 52	349	152	156
AVCB01	1,563	926	446
AVCB02	1,557	860	489
AVCB03	1,537	854	483
AVCB04	1,700	988	522
AVCB05	1,606	909	496
	18,101	9,384	6,430

UTICA

01	94	56	29
02	235	142	76
03	152	94	43
	481	292	148

GROSSE POINTE SHORES

03	11	8	3
	11	8	3

WARREN

01, 02, 08	66	47	19
03, 04	65	28	35
06, 12	55	37	16
10, 11, 13	123	56	66
15, 16, 17, 22	60	28	31
18, 20	31	19	12
21, 24, 26	47	20	27
23, 38	41	27	14
27, 28	37	21	16
29	57	29	28

32, 33, 34	80	38	36
36, 37	108	50	46
39, 40	86	56	28
41, 42, 43	117	85	32
45, 46	103	62	40
47, 48	101	53	47
49, 50	108	54	53
52	21	10	11
53, 55, 60	128	71	56
56, 58	107	60	46
61, 62, 63, 64	181	112	66
66, 67	126	72	52
68	89	49	37
69, 70	129	68	50
71, 74	217	137	61
72, 72A, 73	164	91	56
76, 78	187	112	55
80, 81, 88	226	127	77
82, 84	216	119	69
85, 86	290	162	95
90, 94	209	113	80
92, 93	154	89	52
96, 106, 108	371	192	133
97, 98, 99, 99A	398	241	125
100, 103, 105	278	142	107
101, 102	187	98	65
109, 110	246	137	90
AVCB01	1,105	716	365
AVCB02	1,248	903	323
AVCB03	141	83	42
AVCB04	3,626	2,175	1,252
	11,329	6,789	3,911
WASHINGTON TOWNSHIP			
01, 05	296	119	142
02, 09	261	150	99
03	168	81	66
04	64	36	26
06, 08	230	121	100
07	137	64	63
AVCB01	1,411	796	563
AVCB02	59	36	23
	2,626	1,403	1,082
TOTALS			
	95,610	55,379	31,874

■ Yellow in the TOTALS column means precinct hasn't reported

These same results may also be obtained via:

> 24-Hour Fax (Within MI): 1.888.99.CLERK (request document number 6700)

> 24-Hour Fax (Outside of MI): 1.310.575.5035 (request document number 6700)



Election Results

Center Line Mayor One 4-year term

Official results, updated November 13, 12:03 PM

[Race List](#) | [Race Summary](#) | [Race Details](#) | [Race Details \(Printer Friendly\)](#)

	POLL BOOK TOTALS	David W. Hanselman	Mary Ann Zielinski
CENTER LINE CITY			
01	313	204	107
02	181	125	54
03	243	163	79
04	196	160	31
05	164	109	53
AVCB01	501	281	213
	1,598	1,042	537
TOTALS			
	1,598	1,042	537

■ Yellow in the TOTALS column means precinct hasn't reported

These same results may also be obtained via:

- > 24-Hour Fax (Within MI): 1.888.99.CLERK (request document number 6700)
- > 24-Hour Fax (Outside of MI): 1.310.575.5035 (request document number 6700)



Election Results

Center Line Mayor One 4-year term

Official results, updated November 13, 12:03 PM

[Race List](#) | [Race Summary](#) | [Race Details](#) | [Race Details \(Printer Friendly\)](#)

	POLL BOOK TOTALS	David W. Hanselman	Mary Ann Zielinski
CENTER LINE CITY			
01	313	204	107
02	181	125	54
03	243	163	79
04	196	160	31
05	164	109	53
AVCB01	501	281	213
	1,598	1,042	537
TOTALS			
	1,598	1,042	537

■ Yellow in the TOTALS column means precinct hasn't reported

These same results may also be obtained via:

- > 24-Hour Fax (Within MI): 1.888.99.CLERK (request document number 6700)
- > 24-Hour Fax (Outside of MI): 1.310.575.5035 (request document number 6700)



Election Results

Center Line Council Two 4-year terms

Official results, updated November 13, 12:03 PM

[Race List](#) | [Race Summary](#) | [Race Details](#) | [Race Details \(Printer Friendly\)](#)

	POLL BOOK TOTALS	Kathie Skwierc	Mary Frances Hafner	Nicholas R. Chakur
CENTER LINE CITY				
01	313	117	183	228
02	181	55	124	138
03	243	76	142	160
04	196	55	122	150
05	164	42	89	130
AVCB01	501	194	278	356
	1,598	539	938	1,162
TOTALS				
	1,598	539	938	1,162

■ Yellow in the TOTALS column means precinct hasn't reported

These same results may also be obtained via:

- > 24-Hour Fax (Within MI): 1.888.99.CLERK (request document number 6700)
- > 24-Hour Fax (Outside of MI): 1.310.575.5035 (request document number 6700)



Election Results

Center Line Council Two 4-year terms

Official results, updated November 13, 12:03 PM

[Race List](#) | [Race Summary](#) | [Race Details](#) | [Race Details \(Printer Friendly\)](#)

	POLL BOOK TOTALS	Kathie Skwierc	Mary Frances Hafner	Nicholas R. Chakur
CENTER LINE CITY				
01	313	117	183	228
02	181	55	124	138
03	243	76	142	160
04	196	55	122	150
05	164	42	89	130
AVCB01	501	194	278	356
	1,598	539	938	1,162
TOTALS				
	1,598	539	938	1,162

■ Yellow in the TOTALS column means precinct hasn't reported

These same results may also be obtained via:

- > 24-Hour Fax (Within MI): 1.888.99.CLERK (request document number 6700)
- > 24-Hour Fax (Outside of MI): 1.310.575.5035 (request document number 6700)



Election Results

Eastpointe Council Two 4-year terms

Official results, updated November 13, 12:03 PM

[Race List](#) | [Race Summary](#) | [Race Details](#) | [Race Details \(Printer Friendly\)](#)

	POLL BOOK TOTALS	Bill Sweeney	Patricia A. Roberson	Priscilla A. Wells	Wendy Richardson
EASTPOINTE					
01	216	141	53	48	85
02	215	107	64	54	105
03	282	167	79	63	130
04	234	132	54	64	101
05	242	129	64	68	105
06	204	122	64	45	89
07	214	114	59	58	106
08	198	107	53	54	89
09	176	106	47	41	93
10	138	84	36	26	51
11	203	125	55	32	80
12	230	138	69	62	101
13	230	150	55	42	92
14	267	152	61	65	126
AVCB01	1,354	838	378	326	668
	4,403	2,612	1,191	1,048	2,021
TOTALS					
	4,403	2,612	1,191	1,048	2,021

■ Yellow in the TOTALS column means precinct hasn't reported

These same results may also be obtained via:

- > 24-Hour Fax (Within MI): 1.888.99.CLERK (request document number 6700)
- > 24-Hour Fax (Outside of MI): 1.310.575.5035 (request document number 6700)



Election Results

Eastpointe Council Two 4-year terms

Official results, updated November 13, 12:03 PM

[Race List](#) | [Race Summary](#) | [Race Details](#) | [Race Details \(Printer Friendly\)](#)

	POLL BOOK TOTALS	Bill Sweeney	Patricia A. Roberson	Priscilla A. Wells	Wendy Richardson
EASTPOINTE					
01	216	141	53	48	85
02	215	107	64	54	105
03	282	167	79	63	130
04	234	132	54	64	101
05	242	129	64	68	105
06	204	122	64	45	89
07	214	114	59	58	106
08	198	107	53	54	89
09	176	106	47	41	93
10	138	84	36	26	51
11	203	125	55	32	80
12	230	138	69	62	101
13	230	150	55	42	92
14	267	152	61	65	126
AVCB01	1,354	838	378	326	668
	4,403	2,612	1,191	1,048	2,021
TOTALS					
	4,403	2,612	1,191	1,048	2,021

■ Yellow in the TOTALS column means precinct hasn't reported

These same results may also be obtained via:

- > 24-Hour Fax (Within MI): 1.888.99.CLERK (request document number 6700)
- > 24-Hour Fax (Outside of MI): 1.310.575.5035 (request document number 6700)



Election Results

Eastpointe

Council

One partial term (ending 11/14/2011)

Official results, updated November 13, 12:03 PM

[Race List](#) | [Race Summary](#) | [Race Details](#) | [Race Details \(Printer Friendly\)](#)

	POLL BOOK TOTALS	Alex Truesdale	Philip J. Guastella
EASTPOINTE			
01	216	53	131
02	215	92	78
03	282	105	137
04	234	86	106
05	242	88	105
06	204	84	88
07	214	80	104
08	198	71	95
09	176	72	82
10	138	35	78
11	203	52	120
12	230	75	124
13	230	61	137
14	267	65	161
AVCB01	1,354	378	861
	4,403	1,397	2,407
TOTALS			
	4,403	1,397	2,407

■ Yellow in the TOTALS column means precinct hasn't reported

These same results may also be obtained via:

- > 24-Hour Fax (Within MI): 1.888.99.CLERK (request document number 6700)
- > 24-Hour Fax (Outside of MI): 1.310.575.5035 (request document number 6700)



Election Results

Eastpointe

Council

One partial term (ending 11/14/2011)

Official results, updated November 13, 12:03 PM

[Race List](#) | [Race Summary](#) | [Race Details](#) | [Race Details \(Printer Friendly\)](#)

	POLL BOOK TOTALS	Alex Truesdale	Philip J. Guastella
EASTPOINTE			
01	216	53	131
02	215	92	78
03	282	105	137
04	234	86	106
05	242	88	105
06	204	84	88
07	214	80	104
08	198	71	95
09	176	72	82
10	138	35	78
11	203	52	120
12	230	75	124
13	230	61	137
14	267	65	161
AVCB01	1,354	378	861
	4,403	1,397	2,407
TOTALS			
	4,403	1,397	2,407

■ Yellow in the TOTALS column means precinct hasn't reported

These same results may also be obtained via:

- > 24-Hour Fax (Within MI): 1.888.99.CLERK (request document number 6700)
- > 24-Hour Fax (Outside of MI): 1.310.575.5035 (request document number 6700)



Election Results

Fraser Council Three 4-year terms

Official results, updated November 13, 12:03 PM

[Race List](#) | [Race Summary](#) | [Race Details](#) | [Race Details \(Printer Friendly\)](#)

	POLL BOOK TOTALS	John A. Sexauer	Kathy Blanke	Mike Carnagie	Vince Calabrese	Walter E. Stamper	William A. Morelli
FRASER							
01	168	77	77	83	60	88	47
02	294	113	157	139	96	117	109
03	329	116	165	177	117	123	104
04	196	64	102	101	85	58	63
05	89	32	39	50	27	37	25
06	351	122	152	231	88	113	141
07	93	42	52	38	30	30	43
AVCB01	1,053	318	655	493	404	292	461
	2,573	884	1,399	1,312	907	858	993
TOTALS							
	2,573	884	1,399	1,312	907	858	993

■ Yellow in the TOTALS column means precinct hasn't reported

These same results may also be obtained via:

- > 24-Hour Fax (Within MI): 1.888.99.CLERK (request document number 6700)
- > 24-Hour Fax (Outside of MI): 1.310.575.5035 (request document number 6700)



Election Results

Fraser Council Three 4-year terms

Official results, updated November 13, 12:03 PM

[Race List](#) | [Race Summary](#) | [Race Details](#) | [Race Details \(Printer Friendly\)](#)

	POLL BOOK TOTALS	John A. Sexauer	Kathy Blanke	Mike Carnagie	Vince Calabrese	Walter E. Stamper	William A. Morelli
FRASER							
01	168	77	77	83	60	88	47
02	294	113	157	139	96	117	109
03	329	116	165	177	117	123	104
04	196	64	102	101	85	58	63
05	89	32	39	50	27	37	25
06	351	122	152	231	88	113	141
07	93	42	52	38	30	30	43
AVCB01	1,053	318	655	493	404	292	461
	2,573	884	1,399	1,312	907	858	993
TOTALS							
	2,573	884	1,399	1,312	907	858	993

■ Yellow in the TOTALS column means precinct hasn't reported

These same results may also be obtained via:

- > 24-Hour Fax (Within MI): 1.888.99.CLERK (request document number 6700)
- > 24-Hour Fax (Outside of MI): 1.310.575.5035 (request document number 6700)



Election Results

Memphis Mayor One 2-year term

Official results, updated November 13, 12:03 PM

[Race List](#) | [Race Summary](#) | [Race Details](#) | [Race Details \(Printer Friendly\)](#)

	POLL BOOK TOTALS	Daniel Weaver	George K. Kirkindall	Roger G. Teply
MEMPHIS				
01	184	103	66	13
02	76	37	34	5
	260	140	100	18
TOTALS				
	260	140	100	18

■ Yellow in the TOTALS column means precinct hasn't reported

These same results may also be obtained via:

- > 24-Hour Fax (Within MI): 1.888.99.CLERK (request document number 6700)
- > 24-Hour Fax (Outside of MI): 1.310.575.5035 (request document number 6700)



Election Results

Memphis Mayor One 2-year term

Official results, updated November 13, 12:03 PM

[Race List](#) | [Race Summary](#) | [Race Details](#) | [Race Details \(Printer Friendly\)](#)

	POLL BOOK TOTALS	Daniel Weaver	George K. Kirkindall	Roger G. Teply
MEMPHIS				
01	184	103	66	13
02	76	37	34	5
	260	140	100	18
TOTALS				
	260	140	100	18

■ Yellow in the TOTALS column means precinct hasn't reported

These same results may also be obtained via:

- > 24-Hour Fax (Within MI): 1.888.99.CLERK (request document number 6700)
- > 24-Hour Fax (Outside of MI): 1.310.575.5035 (request document number 6700)



Election Results

Memphis Council Three 4-year terms

Official results, updated November 13, 12:03 PM

[Race List](#) | [Race Summary](#) | [Race Details](#) | [Race Details \(Printer Friendly\)](#)

	POLL BOOK TOTALS	Eric J. Schneider	Frank Davis	Guy M. Mossoian	Roberta A. Zukas
MEMPHIS					
01	184	117	92	111	100
02	76	50	40	47	41
	260	167	132	158	141
TOTALS					
	260	167	132	158	141

■ Yellow in the TOTALS column means precinct hasn't reported

These same results may also be obtained via:

- > 24-Hour Fax (Within MI): 1.888.99.CLERK (request document number 6700)
- > 24-Hour Fax (Outside of MI): 1.310.575.5035 (request document number 6700)



Election Results

Memphis Council Three 4-year terms

Official results, updated November 13, 12:03 PM

[Race List](#) | [Race Summary](#) | [Race Details](#) | [Race Details \(Printer Friendly\)](#)

	POLL BOOK TOTALS	Eric J. Schneider	Frank Davis	Guy M. Mossoian	Roberta A. Zukas
MEMPHIS					
01	184	117	92	111	100
02	76	50	40	47	41
	260	167	132	158	141
TOTALS					
	260	167	132	158	141

■ Yellow in the TOTALS column means precinct hasn't reported

These same results may also be obtained via:

- > 24-Hour Fax (Within MI): 1.888.99.CLERK (request document number 6700)
- > 24-Hour Fax (Outside of MI): 1.310.575.5035 (request document number 6700)



Election Results

Mount Clemens

Mayor

One 2-year term

Official results, updated November 13, 12:03 PM

[Race List](#) | [Race Summary](#) | [Race Details](#) | [Race Details \(Printer Friendly\)](#)

	POLL BOOK TOTALS	Barb Dempsey	Steven Ferdig
MOUNT CLEMENS			
01	125	95	21
02	351	252	88
03	193	95	97
04	149	90	56
05	79	56	13
06	164	119	36
08	89	61	23
09	238	202	33
AVCB01	799	640	132
	2,187	1,610	499
TOTALS			
	2,187	1,610	499

■ Yellow in the TOTALS column means precinct hasn't reported

These same results may also be obtained via:

- > 24-Hour Fax (Within MI): 1.888.99.CLERK (request document number 6700)
- > 24-Hour Fax (Outside of MI): 1.310.575.5035 (request document number 6700)



Election Results

Mount Clemens

Mayor

One 2-year term

Official results, updated November 13, 12:03 PM

[Race List](#) | [Race Summary](#) | [Race Details](#) | [Race Details \(Printer Friendly\)](#)

	POLL BOOK TOTALS	Barb Dempsey	Steven Ferdig
MOUNT CLEMENS			
01	125	95	21
02	351	252	88
03	193	95	97
04	149	90	56
05	79	56	13
06	164	119	36
08	89	61	23
09	238	202	33
AVCB01	799	640	132
	2,187	1,610	499
TOTALS			
	2,187	1,610	499

■ Yellow in the TOTALS column means precinct hasn't reported

These same results may also be obtained via:

- > 24-Hour Fax (Within MI): 1.888.99.CLERK (request document number 6700)
- > 24-Hour Fax (Outside of MI): 1.310.575.5035 (request document number 6700)



Election Results

Mount Clemens Commission Three 4-year terms

Official results, updated November 13, 12:03 PM

[Race List](#) | [Race Summary](#) | [Race Details](#) | [Race Details \(Printer Friendly\)](#)

	POLL BOOK TOTALS	Gary Blash	Lois Hill	Matt Dreger	Michael Wecker	Mike Simmons	Roger Bunton
MOUNT CLEMENS							
01	125	38	76	32	14	25	97
02	351	149	192	170	77	110	137
03	193	87	101	87	70	58	86
04	149	79	74	65	48	49	50
05	79	24	48	14	1	11	62
06	164	68	94	88	46	33	61
08	89	46	52	41	32	28	28
09	238	132	106	124	35	65	81
AVCB01	799	423	426	355	163	294	315
	2,187	1,046	1,169	976	486	673	917
TOTALS							
	2,187	1,046	1,169	976	486	673	917

■ Yellow in the TOTALS column means precinct hasn't reported

These same results may also be obtained via:

- > 24-Hour Fax (Within MI): 1.888.99.CLERK (request document number 6700)
- > 24-Hour Fax (Outside of MI): 1.310.575.5035 (request document number 6700)



Election Results

Mount Clemens Commission Three 4-year terms

Official results, updated November 13, 12:03 PM

[Race List](#) | [Race Summary](#) | [Race Details](#) | [Race Details \(Printer Friendly\)](#)

	POLL BOOK TOTALS	Gary Blash	Lois Hill	Matt Dreger	Michael Wecker	Mike Simmons	Roger Bunton
MOUNT CLEMENS							
01	125	38	76	32	14	25	97
02	351	149	192	170	77	110	137
03	193	87	101	87	70	58	86
04	149	79	74	65	48	49	50
05	79	24	48	14	1	11	62
06	164	68	94	88	46	33	61
08	89	46	52	41	32	28	28
09	238	132	106	124	35	65	81
AVCB01	799	423	426	355	163	294	315
	2,187	1,046	1,169	976	486	673	917
TOTALS							
	2,187	1,046	1,169	976	486	673	917

■ Yellow in the TOTALS column means precinct hasn't reported

These same results may also be obtained via:

- > 24-Hour Fax (Within MI): 1.888.99.CLERK (request document number 6700)
- > 24-Hour Fax (Outside of MI): 1.310.575.5035 (request document number 6700)



Election Results

New Baltimore

Mayor

One 2-year term

Official results, updated November 13, 12:03 PM

[Race List](#) | [Race Summary](#) | [Race Details](#) | [Race Details \(Printer Friendly\)](#)

	POLL BOOK TOTALS	Larry Smith	Thomas A. Goldenbogen
NEW BALTIMORE			
01	305	207	94
02	258	158	98
03	450	324	125
04	223	120	97
05	365	242	120
AVCB01	740	416	312
	2,341	1,467	846
TOTALS			
	2,341	1,467	846

■ Yellow in the TOTALS column means precinct hasn't reported

These same results may also be obtained via:

- > 24-Hour Fax (Within MI): 1.888.99.CLERK (request document number 6700)
- > 24-Hour Fax (Outside of MI): 1.310.575.5035 (request document number 6700)



Election Results

New Baltimore

Mayor

One 2-year term

Official results, updated November 13, 12:03 PM

[Race List](#) | [Race Summary](#) | [Race Details](#) | [Race Details \(Printer Friendly\)](#)

	POLL BOOK TOTALS	Larry Smith	Thomas A. Goldenbogen
NEW BALTIMORE			
01	305	207	94
02	258	158	98
03	450	324	125
04	223	120	97
05	365	242	120
AVCB01	740	416	312
	2,341	1,467	846
TOTALS			
	2,341	1,467	846

■ Yellow in the TOTALS column means precinct hasn't reported

These same results may also be obtained via:

> 24-Hour Fax (Within MI): 1.888.99.CLERK (request document number 6700)

> 24-Hour Fax (Outside of MI): 1.310.575.5035 (request document number 6700)



Election Results

New Baltimore

Clerk

One 4-year term

Official results, updated November 13, 12:03 PM

[Race List](#) | [Race Summary](#) | [Race Details](#) | [Race Details \(Printer Friendly\)](#)

	POLL BOOK TOTALS	Marcella L. Shinska	Stevan Nedin
NEW BALTIMORE			
01	305	171	113
02	258	164	88
03	450	253	171
04	223	146	61
05	365	213	130
AVCB01	740	540	185
	2,341	1,487	748
TOTALS			
	2,341	1,487	748

■ Yellow in the TOTALS column means precinct hasn't reported

These same results may also be obtained via:

- > 24-Hour Fax (Within MI): 1.888.99.CLERK (request document number 6700)
- > 24-Hour Fax (Outside of MI): 1.310.575.5035 (request document number 6700)



Election Results

New Baltimore

Clerk

One 4-year term

Official results, updated November 13, 12:03 PM

[Race List](#) | [Race Summary](#) | [Race Details](#) | [Race Details \(Printer Friendly\)](#)

	POLL BOOK TOTALS	Marcella L. Shinska	Stevan Nedin
NEW BALTIMORE			
01	305	171	113
02	258	164	88
03	450	253	171
04	223	146	61
05	365	213	130
AVCB01	740	540	185
	2,341	1,487	748
TOTALS			
	2,341	1,487	748

■ Yellow in the TOTALS column means precinct hasn't reported

These same results may also be obtained via:

> 24-Hour Fax (Within MI): 1.888.99.CLERK (request document number 6700)

> 24-Hour Fax (Outside of MI): 1.310.575.5035 (request document number 6700)



Election Results

New Baltimore Treasurer One 4-year term

Official results, updated November 13, 12:03 PM

[Race List](#) | [Race Summary](#) | [Race Details](#) | [Race Details \(Printer Friendly\)](#)

	POLL BOOK TOTALS	Catherine C. Dupray	Jeanne Bade
NEW BALTIMORE			
01	305	108	177
02	258	102	145
03	450	176	240
04	223	100	99
05	365	149	196
AVCB01	740	336	373
	2,341	971	1,230
TOTALS			
	2,341	971	1,230

■ Yellow in the TOTALS column means precinct hasn't reported

These same results may also be obtained via:

- > 24-Hour Fax (Within MI): 1.888.99.CLERK (request document number 6700)
- > 24-Hour Fax (Outside of MI): 1.310.575.5035 (request document number 6700)



Election Results

New Baltimore Treasurer One 4-year term

Official results, updated November 13, 12:03 PM

[Race List](#) | [Race Summary](#) | [Race Details](#) | [Race Details \(Printer Friendly\)](#)

	POLL BOOK TOTALS	Catherine C. Dupray	Jeanne Bade
NEW BALTIMORE			
01	305	108	177
02	258	102	145
03	450	176	240
04	223	100	99
05	365	149	196
AVCB01	740	336	373
	2,341	971	1,230
TOTALS			
	2,341	971	1,230

■ Yellow in the TOTALS column means precinct hasn't reported

These same results may also be obtained via:

- > 24-Hour Fax (Within MI): 1.888.99.CLERK (request document number 6700)
- > 24-Hour Fax (Outside of MI): 1.310.575.5035 (request document number 6700)



Election Results

New Baltimore Council Three 4-year terms

Official results, updated November 13, 12:03 PM

[Race List](#) | [Race Summary](#) | [Race Details](#) | [Race Details \(Printer Friendly\)](#)

	POLL BOOK TOTALS	Carlos A. Aprea	Jeffrey Christie	Karl Rutledge	Susan Burkhardt
NEW BALTIMORE					
01	305	149	183	142	176
02	258	151	145	134	127
03	450	256	215	227	250
04	223	105	110	98	122
05	365	187	200	179	213
AVCB01	740	375	462	393	459
	2,341	1,223	1,315	1,173	1,347
TOTALS					
	2,341	1,223	1,315	1,173	1,347

■ Yellow in the TOTALS column means precinct hasn't reported

These same results may also be obtained via:

- > 24-Hour Fax (Within MI): 1.888.99.CLERK (request document number 6700)
- > 24-Hour Fax (Outside of MI): 1.310.575.5035 (request document number 6700)



Election Results

New Baltimore Council Three 4-year terms

Official results, updated November 13, 12:03 PM

[Race List](#) | [Race Summary](#) | [Race Details](#) | [Race Details \(Printer Friendly\)](#)

	POLL BOOK TOTALS	Carlos A. Aprea	Jeffrey Christie	Karl Rutledge	Susan Burkhardt
NEW BALTIMORE					
01	305	149	183	142	176
02	258	151	145	134	127
03	450	256	215	227	250
04	223	105	110	98	122
05	365	187	200	179	213
AVCB01	740	375	462	393	459
	2,341	1,223	1,315	1,173	1,347
TOTALS					
	2,341	1,223	1,315	1,173	1,347

■ Yellow in the TOTALS column means precinct hasn't reported

These same results may also be obtained via:

- > 24-Hour Fax (Within MI): 1.888.99.CLERK (request document number 6700)
- > 24-Hour Fax (Outside of MI): 1.310.575.5035 (request document number 6700)



Richmond
Council
Four 4-year terms

Official results, updated November 13, 12:03 PM

[Race List](#) | [Race Summary](#) | [Race Details](#) | [Race Details \(Printer Friendly\)](#)

	POLL BOOK TOTALS	Dennis W. LaFore	Jeff Yaroch	Michael J. Misteravich	Timothy J. Rix
RICHMOND CITY					
01, 02	591	434	430	409	443
	591	434	430	409	443
TOTALS					
	591	434	430	409	443

■ Yellow in the TOTALS column means precinct hasn't reported

These same results may also be obtained via:

- > 24-Hour Fax (Within MI): 1.888.99.CLERK (request document number 6700)
- > 24-Hour Fax (Outside of MI): 1.310.575.5035 (request document number 6700)



Election Results

Richmond Council Four 4-year terms

Official results, updated November 13, 12:03 PM

[Race List](#) | [Race Summary](#) | [Race Details](#) | [Race Details \(Printer Friendly\)](#)

	POLL BOOK TOTALS	Dennis W. LaFore	Jeff Yaroch	Michael J. Misteravich	Timothy J. Rix
RICHMOND CITY					
01, 02	591	434	430	409	443
	591	434	430	409	443
TOTALS					
	591	434	430	409	443

■ Yellow in the TOTALS column means precinct hasn't reported

These same results may also be obtained via:

- > 24-Hour Fax (Within MI): 1.888.99.CLERK (request document number 6700)
- > 24-Hour Fax (Outside of MI): 1.310.575.5035 (request document number 6700)



Election Results

Roseville Mayor One 4-year term

Official results, updated November 13, 12:03 PM

[Race List](#) | [Race Summary](#) | [Race Details](#) | [Race Details \(Printer Friendly\)](#)

	POLL BOOK TOTALS	John Chirkun	Ron Blazejewski
ROSEVILLE			
01	76	49	25
02	110	74	30
03	126	83	37
04	113	85	26
05	177	118	50
06	155	106	48
07	109	78	28
08	158	85	65
09	123	80	35
10	74	50	20
11	71	46	22
12	112	68	39
13	107	76	30
14	146	94	48
15	175	128	44
16	259	188	65
17	134	79	50
18	168	121	42
19	128	73	34
20	132	91	37

■ Yellow in the TOTALS column means precinct hasn't reported

These same results may also be obtained via:

- > 24-Hour Fax (Within MI): 1.888.99.CLERK (request document number 6700)
- > 24-Hour Fax (Outside of MI): 1.310.575.5035 (request document number 6700)



Election Results

Roseville Mayor One 4-year term

Official results, updated November 13, 12:03 PM

[Race List](#) | [Race Summary](#) | [Race Details](#) | [Race Details \(Printer Friendly\)](#)

	POLL BOOK TOTALS	John Chirkun	Ron Blazjewski
ROSEVILLE			
01	76	49	25
02	110	74	30
03	126	83	37
04	113	85	26
05	177	118	50
06	155	106	48
07	109	78	28
08	158	85	65
09	123	80	35
10	74	50	20
11	71	46	22
12	112	68	39
13	107	76	30
14	146	94	48
15	175	128	44
16	259	188	65
17	134	79	50
18	168	121	42
19	128	73	34
20	132	91	37
21	114	75	29
AVCB01	2,323	1,752	509
AVCB02	195	154	35
	5,285	3,753	1,348
TOTALS			
	5,285	3,753	1,348

■ Yellow in the TOTALS column means precinct hasn't reported

These same results may also be obtained via:

- > 24-Hour Fax (Within MI): 1.888.99.CLERK (request document number 6700)
- > 24-Hour Fax (Outside of MI): 1.310.575.5035 (request document number 6700)



Election Results

Roseville Council Three 4-year terms

Official results, updated November 13, 12:03 PM

[Race List](#) | [Race Summary](#) | [Race Details](#) | [Race Details \(Printer Friendly\)](#)

	POLL BOOK TOTALS	Bill Shoemaker	Charles A. Frontera	James Goldwater	Jan Haggerty	Salvatore Aiuto
ROSEVILLE						
01	76	44	39	20	49	48
02	110	66	50	28	59	86
03	126	77	60	44	72	75
04	113	71	45	42	66	76
05	177	114	68	57	114	98
06	155	120	54	48	97	106
07	109	69	57	36	61	71
08	158	100	78	45	82	91
09	123	87	52	44	78	74
10	74	48	37	29	41	41
11	71	39	37	22	35	42
12	112	72	51	36	67	64
13	107	78	29	38	69	67
14	146	87	52	71	81	80
15	175	130	58	44	126	111
16	259	173	99	89	156	152
17	134	77	63	51	72	77
18	168	107	48	50	126	100
19	128	65	53	40	72	67
20	132	88	67	37	73	77

■ Yellow in the TOTALS column means precinct hasn't reported

These same results may also be obtained via:

- > 24-Hour Fax (Within MI): 1.888.99.CLERK (request document number 6700)
- > 24-Hour Fax (Outside of MI): 1.310.575.5035 (request document number 6700)



Election Results

Roseville Council Three 4-year terms

Official results, updated November 13, 12:03 PM

[Race List](#) | [Race Summary](#) | [Race Details](#) | [Race Details \(Printer Friendly\)](#)

	POLL BOOK TOTALS	Bill Shoemaker	Charles A. Frontera	James Goldwater	Jan Haggerty	Salvatore Aiuto
ROSEVILLE						
01	76	44	39	20	49	48
02	110	66	50	28	59	86
03	126	77	60	44	72	75
04	113	71	45	42	66	76
05	177	114	68	57	114	98
06	155	120	54	48	97	106
07	109	69	57	36	61	71
08	158	100	78	45	82	91
09	123	87	52	44	78	74
10	74	48	37	29	41	41
11	71	39	37	22	35	42
12	112	72	51	36	67	64
13	107	78	29	38	69	67
14	146	87	52	71	81	80
15	175	130	58	44	126	111
16	259	173	99	89	156	152
17	134	77	63	51	72	77
18	168	107	48	50	126	100
19	128	65	53	40	72	67
20	132	88	67	37	73	77
21	114	70	44	43	61	60
AVCB01	2,323	1,661	764	599	1,725	1,528
AVCB02	195	132	55	58	150	126
	5,285	3,575	1,960	1,571	3,532	3,317
TOTALS						
	5,285	3,575	1,960	1,571	3,532	3,317

■ Yellow in the TOTALS column means precinct hasn't reported

These same results may also be obtained via:

- > 24-Hour Fax (Within MI): 1.888.99.CLERK (request document number 6700)
- > 24-Hour Fax (Outside of MI): 1.310.575.5035 (request document number 6700)



Election Results

Roseville

Council

One partial term (ending 11/14/2011)

Official results, updated November 13, 12:03 PM

[Race List](#) | [Race Summary](#) | [Race Details](#) | [Race Details \(Printer Friendly\)](#)

	POLL BOOK TOTALS	Frank A. Maisano
ROSEVILLE		
01	76	62
02	110	88
03	126	96
04	113	86
05	177	130
06	155	119
07	109	84
08	158	111
09	123	96
10	74	58
11	71	48
12	112	89
13	107	78
14	146	96
15	175	121
16	259	190
17	134	93
18	168	126
19	128	83
20	132	99

■ Yellow in the TOTALS column means precinct hasn't reported

These same results may also be obtained via:

- > 24-Hour Fax (Within MI): 1.888.99.CLERK (request document number 6700)
- > 24-Hour Fax (Outside of MI): 1.310.575.5035 (request document number 6700)



Election Results

Roseville

Council

One partial term (ending 11/14/2011)

Official results, updated November 13, 12:03 PM

[Race List](#) | [Race Summary](#) | [Race Details](#) | [Race Details \(Printer Friendly\)](#)

	POLL BOOK TOTALS	Frank A. Maisano
ROSEVILLE		
01	76	62
02	110	88
03	126	96
04	113	86
05	177	130
06	155	119
07	109	84
08	158	111
09	123	96
10	74	58
11	71	48
12	112	89
13	107	78
14	146	96
15	175	121
16	259	190
17	134	93
18	168	126
19	128	83
20	132	99
21	114	78
AVCB01	2,323	1,896
AVCB02	195	152
	5,285	4,079
TOTALS		
	5,285	4,079

■ Yellow in the TOTALS column means precinct hasn't reported

These same results may also be obtained via:

- > 24-Hour Fax (Within MI): 1.888.99.CLERK (request document number 6700)
- > 24-Hour Fax (Outside of MI): 1.310.575.5035 (request document number 6700)



Election Results

Roseville Clerk One 4-year term

Official results, updated November 13, 12:03 PM

[Race List](#) | [Race Summary](#) | [Race Details](#) | [Race Details \(Printer Friendly\)](#)

	POLL BOOK TOTALS	Karen Wojcik	Richard M. Steenland
ROSEVILLE			
01	76	30	44
02	110	42	64
03	126	50	71
04	113	39	71
05	177	73	96
06	155	65	87
07	109	50	57
08	158	80	73
09	123	50	70
10	74	33	38
11	71	32	36
12	112	51	54
13	107	46	60
14	146	70	70
15	175	94	78
16	259	110	142
17	134	62	64
18	168	60	102
19	128	46	66
20	132	50	78

■ Yellow in the TOTALS column means precinct hasn't reported

These same results may also be obtained via:

- > 24-Hour Fax (Within MI): 1.888.99.CLERK (request document number 6700)
- > 24-Hour Fax (Outside of MI): 1.310.575.5035 (request document number 6700)



Election Results

Roseville Clerk One 4-year term

Official results, updated November 13, 12:03 PM

[Race List](#) | [Race Summary](#) | [Race Details](#) | [Race Details \(Printer Friendly\)](#)

	POLL BOOK TOTALS	Karen Wojcik	Richard M. Steenland
ROSEVILLE			
01	76	30	44
02	110	42	64
03	126	50	71
04	113	39	71
05	177	73	96
06	155	65	87
07	109	50	57
08	158	80	73
09	123	50	70
10	74	33	38
11	71	32	36
12	112	51	54
13	107	46	60
14	146	70	70
15	175	94	78
16	259	110	142
17	134	62	64
18	168	60	102
19	128	46	66
20	132	50	78
21	114	45	62
AVCB01	2,323	784	1,499
AVCB02	195	47	141
	5,285	2,009	3,123
TOTALS			
	5,285	2,009	3,123

■ Yellow in the TOTALS column means precinct hasn't reported

These same results may also be obtained via:

- > 24-Hour Fax (Within MI): 1.888.99.CLERK (request document number 6700)
- > 24-Hour Fax (Outside of MI): 1.310.575.5035 (request document number 6700)



Election Results

Roseville Treasurer One 4-year term

Official results, updated November 13, 12:03 PM

[Race List](#) | [Race Summary](#) | [Race Details](#) | [Race Details \(Printer Friendly\)](#)

	POLL BOOK TOTALS	Abdalla Awwad	Catherine J. Haugh
ROSEVILLE			
01	76	23	53
02	110	28	77
03	126	52	72
04	113	38	70
05	177	50	124
06	155	48	105
07	109	33	71
08	158	58	95
09	123	33	84
10	74	34	36
11	71	31	37
12	112	34	71
13	107	32	74
14	146	47	95
15	175	43	125
16	259	76	170
17	134	43	82
18	168	34	126
19	128	18	91
20	132	35	91

■ Yellow in the TOTALS column means precinct hasn't reported

These same results may also be obtained via:

- > 24-Hour Fax (Within MI): 1.888.99.CLERK (request document number 6700)
- > 24-Hour Fax (Outside of MI): 1.310.575.5035 (request document number 6700)



Election Results

Roseville Treasurer One 4-year term

Official results, updated November 13, 12:03 PM

[Race List](#) | [Race Summary](#) | [Race Details](#) | [Race Details \(Printer Friendly\)](#)

	POLL BOOK TOTALS	Abdalla Awwad	Catherine J. Haugh
ROSEVILLE			
01	76	23	53
02	110	28	77
03	126	52	72
04	113	38	70
05	177	50	124
06	155	48	105
07	109	33	71
08	158	58	95
09	123	33	84
10	74	34	36
11	71	31	37
12	112	34	71
13	107	32	74
14	146	47	95
15	175	43	125
16	259	76	170
17	134	43	82
18	168	34	126
19	128	18	91
20	132	35	91
21	114	27	80
AVCB01	2,323	341	1,893
AVCB02	195	28	161
	5,285	1,186	3,883
TOTALS			
	5,285	1,186	3,883

■ Yellow in the TOTALS column means precinct hasn't reported

These same results may also be obtained via:

- > 24-Hour Fax (Within MI): 1.888.99.CLERK (request document number 6700)
- > 24-Hour Fax (Outside of MI): 1.310.575.5035 (request document number 6700)



Election Results

St. Clair Shores Council Three 4-year terms

Official results, updated November 13, 12:03 PM

[Race List](#) | [Race Summary](#) | [Race Details](#) | [Race Details \(Printer Friendly\)](#)

	POLL BOOK TOTALS	Candice B. Rusie	Frank Troester	Kip C. Walby	Mark J. Moffitt	Matthew S. Ahearn	Peter Rubino
ST. CLAIR SHORES							
01	306	136	90	172	109	141	147
02	245	104	74	138	75	119	111
03	251	113	77	121	82	93	146
04	201	93	62	111	61	85	87
05	338	161	104	193	105	142	170
06	222	86	64	124	66	98	115
07	187	82	57	114	66	91	91
08	283	108	107	173	98	105	124
09	137	57	42	81	51	56	73
10	268	124	88	171	98	100	122
11	151	86	57	104	56	50	73
12	352	158	87	229	162	142	178
13	520	225	166	305	191	220	270
14	120	48	44	68	43	45	58
15	319	146	102	204	100	130	149
16	266	141	67	159	91	109	141
17	320	153	105	190	107	112	154
18	217	98	57	124	96	79	109
19	212	80	69	128	78	76	108
20	158	73	43	97	62	62	81

■ Yellow in the TOTALS column means precinct hasn't reported

These same results may also be obtained via:

- > 24-Hour Fax (Within MI): 1.888.99.CLERK (request document number 6700)
- > 24-Hour Fax (Outside of MI): 1.310.575.5035 (request document number 6700)



Election Results

St. Clair Shores Council Three 4-year terms

Official results, updated November 13, 12:03 PM

[Race List](#) | [Race Summary](#) | [Race Details](#) | [Race Details \(Printer Friendly\)](#)

	POLL BOOK TOTALS	Candice B. Rusie	Frank Troester	Kip C. Walby	Mark J. Moffitt	Matthew S. Ahearn	Peter Rubino
ST. CLAIR SHORES							
01	306	136	90	172	109	141	147
02	245	104	74	138	75	119	111
03	251	113	77	121	82	93	146
04	201	93	62	111	61	85	87
05	338	161	104	193	105	142	170
06	222	86	64	124	66	98	115
07	187	82	57	114	66	91	91
08	283	108	107	173	98	105	124
09	137	57	42	81	51	56	73
10	268	124	88	171	98	100	122
11	151	86	57	104	56	50	73
12	352	158	87	229	162	142	178
13	520	225	166	305	191	220	270
14	120	48	44	68	43	45	58
15	319	146	102	204	100	130	149
16	266	141	67	159	91	109	141
17	320	153	105	190	107	112	154
18	217	98	57	124	96	79	109
19	212	80	69	128	78	76	108
20	158	73	43	97	62	62	81
21	198	68	78	109	70	90	85
22	168	79	57	86	57	73	79
23	234	123	75	128	76	98	111
24	253	107	89	158	75	95	113
AVCB01	1,662	695	537	1,034	591	750	759
AVCB02	2,009	824	624	1,324	758	834	915
AVCB03	2,353	990	787	1,477	921	1,033	1,007
	11,950	5,158	3,809	7,322	4,345	5,028	5,576
TOTALS							
	11,950	5,158	3,809	7,322	4,345	5,028	5,576

■ Yellow in the TOTALS column means precinct hasn't reported

These same results may also be obtained via:

> 24-Hour Fax (Within MI): 1.888.99.CLERK (request document number 6700)

> 24-Hour Fax (Outside of MI): 1.310.575.5035 (request document number 6700)



Election Results

Sterling Heights

Mayor

One 2-year term

Official results, updated November 13, 12:03 PM

[Race List](#) | [Race Summary](#) | [Race Details](#) | [Race Details \(Printer Friendly\)](#)

	POLL BOOK TOTALS	David J. Magliulo	Richard J. Notte
STERLING HEIGHTS			
01	187	70	115
02	277	143	130
03	219	76	139
04	410	175	225
05	285	121	163
06, 10	516	238	270
08, 46	274	133	138
09, 15	411	156	246
11	337	133	201
12	212	91	121
13, 21	196	92	102
14	63	32	31
16, 17	306	123	178
18, 19	424	189	224
20	313	129	181
22	151	62	89
23	162	81	80
24	153	82	70
25	214	74	139
26, 27	433	215	214

■ Yellow in the TOTALS column means precinct hasn't reported

These same results may also be obtained via:

- > 24-Hour Fax (Within MI): 1.888.99.CLERK (request document number 6700)
- > 24-Hour Fax (Outside of MI): 1.310.575.5035 (request document number 6700)



Election Results

Sterling Heights

Mayor

One 2-year term

Official results, updated November 13, 12:03 PM

[Race List](#) | [Race Summary](#) | [Race Details](#) | [Race Details \(Printer Friendly\)](#)

	POLL BOOK TOTALS	David J. Magliulo	Richard J. Notte
STERLING HEIGHTS			
01	187	70	115
02	277	143	130
03	219	76	139
04	410	175	225
05	285	121	163
06, 10	516	238	270
08, 46	274	133	138
09, 15	411	156	246
11	337	133	201
12	212	91	121
13, 21	196	92	102
14	63	32	31
16, 17	306	123	178
18, 19	424	189	224
20	313	129	181
22	151	62	89
23	162	81	80
24	153	82	70
25	214	74	139
26, 27	433	215	214
28	229	103	124
29	181	77	102
30	248	117	128
31, 41	449	230	217
32, 33	490	258	226
34	253	113	139
35	151	58	93
36, 37	214	92	122
38, 50	661	356	303
39	142	81	60
40, 43	442	204	233
42, 48	157	72	84
44, 49	333	153	177
45	171	74	95

47	125	43	80
51, 52	349	177	167
AVCB01	1,563	494	1,055
AVCB02	1,557	434	1,113
AVCB03	1,537	510	1,012
AVCB04	1,700	591	1,091
AVCB05	1,606	486	1,097
	18,101	7,138	10,774
TOTALS			
	18,101	7,138	10,774

■ Yellow in the TOTALS column means precinct hasn't reported

These same results may also be obtained via:

- > 24-Hour Fax (Within MI): 1.888.99.CLERK (request document number 6700)
- > 24-Hour Fax (Outside of MI): 1.310.575.5035 (request document number 6700)



Election Results

Sterling Heights Council Six 2-year terms

Official results, updated November 13, 12:03 PM

[Race List](#) | [Race Summary](#) | [Race Details](#) | [Race Details \(Printer Friendly\)](#)

POLL BOOK TOTALS	Barbara A. Ziarko	Benjamin Ancona	Deanna Koski	James Nicholas Hunt	John Stampor	Joseph V. Romano	Maria G. Schmidt	Michael C. Taylor	Yvonne Kniaz
------------------	-------------------	-----------------	--------------	---------------------	--------------	------------------	------------------	-------------------	--------------

STERLING HEIGHTS

01	187	112	99	125	86	60	112	116	93	99
02	277	143	110	161	170	88	148	125	145	103
03	219	132	105	132	74	68	131	125	99	89
04	410	228	179	223	147	109	234	252	220	157
05	285	156	154	149	102	87	166	133	159	98
06, 10	516	306	282	252	230	138	292	273	327	189
08, 46	274	146	100	163	129	105	154	159	156	151
09, 15	411	222	184	233	191	136	227	212	227	181
11	337	258	197	207	131	75	210	234	192	168
12	212	115	140	105	85	55	121	103	124	86
13, 21	196	111	111	101	97	62	145	108	102	85
14	63	37	44	39	27	25	36	31	32	31
16, 17	306	177	132	195	147	82	187	169	179	147
18, 19	424	231	166	241	191	140	264	233	265	170
20	313	156	170	172	166	95	172	184	208	127
22	151	84	72	91	70	53	93	78	82	72
23	162	75	90	75	82	67	98	86	88	69
24	153	83	85	60	90	55	98	83	95	82
25	214	104	98	123	111	80	125	101	120	69

■ Yellow in the TOTALS column means precinct hasn't reported

These same results may also be obtained via:

- > 24-Hour Fax (Within MI): 1.888.99.CLERK (request document number 6700)
- > 24-Hour Fax (Outside of MI): 1.310.575.5035 (request document number 6700)



Election Results

Sterling Heights Council Six 2-year terms

Official results, updated November 13, 12:03 PM

[Race List](#) | [Race Summary](#) | [Race Details](#) | [Race Details \(Printer Friendly\)](#)

	POLL BOOK TOTALS	Barbara A. Ziarko	Benjamin Ancona	Deanna Koski	James Nicholas Hunt	John Stampor	Joseph V. Romano	Maria G. Schmidt	Michael C. Taylor	Yvonne Kniaz
STERLING HEIGHTS										
01	187	112	99	125	86	60	112	116	93	99
02	277	143	110	161	170	88	148	125	145	103
03	219	132	105	132	74	68	131	125	99	89
04	410	228	179	223	147	109	234	252	220	157
05	285	156	154	149	102	87	166	133	159	98
06, 10	516	306	282	252	230	138	292	273	327	189
08, 46	274	146	100	163	129	105	154	159	156	151
09, 15	411	222	184	233	191	136	227	212	227	181
11	337	258	197	207	131	75	210	234	192	168
12	212	115	140	105	85	55	121	103	124	86
13, 21	196	111	111	101	97	62	145	108	102	85
14	63	37	44	39	27	25	36	31	32	31
16, 17	306	177	132	195	147	82	187	169	179	147
18, 19	424	231	166	241	191	140	264	233	265	170
20	313	156	170	172	166	95	172	184	208	127
22	151	84	72	91	70	53	93	78	82	72
23	162	75	90	75	82	67	98	86	88	69
24	153	83	85	60	90	55	98	83	95	82
25	214	104	98	123	111	80	125	101	120	69
26, 27	433	196	204	251	214	129	233	230	310	200
28	229	124	112	142	99	67	137	124	139	114
29	181	104	94	101	82	61	104	106	88	79
30	248	124	138	143	98	87	147	137	156	98
31, 41	449	228	190	250	169	165	264	247	245	232
32, 33	490	227	241	250	203	180	257	246	346	225
34	253	123	135	139	96	83	146	129	138	90
35	151	92	82	89	73	43	101	84	73	68
36, 37	214	119	106	132	110	79	139	108	129	91
38, 50	661	320	284	347	380	195	341	324	492	270
39	142	66	57	81	81	59	69	76	79	68
40, 43	442	209	241	239	234	169	236	231	293	191
42, 48	157	88	79	94	76	61	99	85	86	65
44, 49	333	171	150	190	138	113	186	188	205	140
45	171	96	74	106	70	68	103	98	84	72

47	125	74	79	75	41	34	76	63	56	60
51, 52	349	200	153	185	185	118	195	187	229	151
AVCB01	1,563	1,095	804	1,085	638	416	1,059	1,006	804	857
AVCB02	1,557	1,033	709	1,122	673	384	1,092	997	755	900
AVCB03	1,537	942	724	1,063	643	468	1,055	965	808	879
AVCB04	1,700	1,033	760	1,140	731	598	1,077	1,063	981	898
AVCB05	1,606	1,026	665	1,087	605	492	1,141	1,029	802	859
	18,101	10,566	8,599	11,158	7,965	5,649	11,270	10,528	10,211	8,780
TOTALS										
	18,101	10,566	8,599	11,158	7,965	5,649	11,270	10,528	10,211	8,780

■ Yellow in the TOTALS column means precinct hasn't reported

These same results may also be obtained via:

- > 24-Hour Fax (Within MI): 1.888.99.CLERK (request document number 6700)
- > 24-Hour Fax (Outside of MI): 1.310.575.5035 (request document number 6700)



Election Results

Utica Mayor One 2-year term

Official results, updated November 13, 12:03 PM

[Race List](#) | [Race Summary](#) | [Race Details](#) | [Race Details \(Printer Friendly\)](#)

	POLL BOOK TOTALS	Jacqueline K. Noonan
UTICA		
01	94	63
02	235	189
03	152	130
	481	382
TOTALS		
	481	382

■ Yellow in the TOTALS column means precinct hasn't reported

These same results may also be obtained via:

- > 24-Hour Fax (Within MI): 1.888.99.CLERK (request document number 6700)
- > 24-Hour Fax (Outside of MI): 1.310.575.5035 (request document number 6700)



Election Results

Utica Mayor One 2-year term

Official results, updated November 13, 12:03 PM

[Race List](#) | [Race Summary](#) | [Race Details](#) | [Race Details \(Printer Friendly\)](#)

	POLL BOOK TOTALS	Jacqueline K. Noonan
UTICA		
01	94	63
02	235	189
03	152	130
	481	382
TOTALS		
	481	382

■ Yellow in the TOTALS column means precinct hasn't reported

These same results may also be obtained via:

- > 24-Hour Fax (Within MI): 1.888.99.CLERK (request document number 6700)
- > 24-Hour Fax (Outside of MI): 1.310.575.5035 (request document number 6700)



Election Results

Utica Council Three 4-year terms

Official results, updated November 13, 12:03 PM

[Race List](#) | [Race Summary](#) | [Race Details](#) | [Race Details \(Printer Friendly\)](#)

	POLL BOOK TOTALS	Kenneth J. Sikora	Russell J. Barthelmeh	William Osladil
UTICA				
01	94	67	55	60
02	235	187	183	169
03	152	121	113	109
	481	375	351	338
TOTALS				
	481	375	351	338

■ Yellow in the TOTALS column means precinct hasn't reported

These same results may also be obtained via:

- > 24-Hour Fax (Within MI): 1.888.99.CLERK (request document number 6700)
- > 24-Hour Fax (Outside of MI): 1.310.575.5035 (request document number 6700)



Election Results

Utica Council Three 4-year terms

Official results, updated November 13, 12:03 PM

[Race List](#) | [Race Summary](#) | [Race Details](#) | [Race Details \(Printer Friendly\)](#)

	POLL BOOK TOTALS	Kenneth J. Sikora	Russell J. Barthelmeh	William Osladil
UTICA				
01	94	67	55	60
02	235	187	183	169
03	152	121	113	109
	481	375	351	338
TOTALS				
	481	375	351	338

■ Yellow in the TOTALS column means precinct hasn't reported

These same results may also be obtained via:

- > 24-Hour Fax (Within MI): 1.888.99.CLERK (request document number 6700)
- > 24-Hour Fax (Outside of MI): 1.310.575.5035 (request document number 6700)



Election Results

East Detroit Public Schools

Trustee
Three 4-year terms

Official results, updated November 13, 12:03 PM

[Race List](#) | [Race Summary](#) | [Race Details](#) | [Race Details \(Printer Friendly\)](#)

	POLL BOOK TOTALS	Calvin P. Washington, Jr.	Craig F. Wodecki	Jon Gruenberg	Paul E. Seibert	Tom Gancos
EASTPOINTE						
01	216	65	113	80	91	74
02	215	57	119	104	99	65
03	282	95	150	123	158	79
04	234	54	123	101	122	83
05	242	71	129	114	114	85
06	204	78	98	91	108	80
07	214	111	110	85	101	60
08	198	94	107	73	90	61
09	176	65	86	75	86	56
10	138	36	70	59	60	48
11	203	51	96	93	110	82
12	230	56	136	107	115	111
13	230	49	135	82	123	85
AVCB01	1,171	367	700	627	750	308
	3,953	1,249	2,172	1,814	2,127	1,277
WARREN						
32, 33, 34	80	27	49	38	43	40
36, 37	108	32	52	59	64	29
AVCB03	141	40	85	90	90	51

■ Yellow in the TOTALS column means precinct hasn't reported

These same results may also be obtained via:

- > 24-Hour Fax (Within MI): 1.888.99.CLERK (request document number 6700)
- > 24-Hour Fax (Outside of MI): 1.310.575.5035 (request document number 6700)



Election Results

East Detroit Public Schools Trustee Three 4-year terms

Official results, updated November 13, 12:03 PM

[Race List](#) | [Race Summary](#) | [Race Details](#) | [Race Details \(Printer Friendly\)](#)

	POLL BOOK TOTALS	Calvin P. Washington, Jr.	Craig F. Wodecki	Jon Gruenberg	Paul E. Seibert	Tom Gancos
EASTPOINTE						
01	216	65	113	80	91	74
02	215	57	119	104	99	65
03	282	95	150	123	158	79
04	234	54	123	101	122	83
05	242	71	129	114	114	85
06	204	78	98	91	108	80
07	214	111	110	85	101	60
08	198	94	107	73	90	61
09	176	65	86	75	86	56
10	138	36	70	59	60	48
11	203	51	96	93	110	82
12	230	56	136	107	115	111
13	230	49	135	82	123	85
AVCB01	1,171	367	700	627	750	308
	3,953	1,249	2,172	1,814	2,127	1,277
WARREN						
32, 33, 34	80	27	49	38	43	40
36, 37	108	32	52	59	64	29
AVCB03	141	40	85	90	90	51
	329	99	186	187	197	120
TOTALS						
	4,282	1,348	2,358	2,001	2,324	1,397

■ Yellow in the TOTALS column means precinct hasn't reported

These same results may also be obtained via:

- > 24-Hour Fax (Within MI): 1.888.99.CLERK (request document number 6700)
- > 24-Hour Fax (Outside of MI): 1.310.575.5035 (request document number 6700)



Election Results

East Detroit Public Schools

Trustee

One partial term (ending 12/31/2011)

Official results, updated November 13, 12:03 PM

[Race List](#) | [Race Summary](#) | [Race Details](#) | [Race Details \(Printer Friendly\)](#)

	POLL BOOK TOTALS	Keith A. Ward	Margaret Podsiadlik	Michelle Dyrval
EASTPOINTE				
01	216	49	54	52
02	215	43	81	46
03	282	43	151	49
04	234	50	61	67
05	242	76	52	47
06	204	49	32	82
07	214	53	57	54
08	198	51	55	53
09	176	49	38	55
10	138	26	35	32
11	203	63	44	50
12	230	59	62	59
13	230	63	54	45
AVCB01	1,171	255	505	215
	3,953	929	1,281	906
WARREN				
32, 33, 34	80	23	31	18
36, 37	108	26	33	27
AVCB03	141	45	50	33
	329	94	114	78

■ Yellow in the TOTALS column means precinct hasn't reported

These same results may also be obtained via:

- > 24-Hour Fax (Within MI): 1.888.99.CLERK (request document number 6700)
- > 24-Hour Fax (Outside of MI): 1.310.575.5035 (request document number 6700)



Election Results

East Detroit Public Schools

Trustee

One partial term (ending 12/31/2011)

Official results, updated November 13, 12:03 PM

[Race List](#) | [Race Summary](#) | [Race Details](#) | [Race Details \(Printer Friendly\)](#)

	POLL BOOK TOTALS	Keith A. Ward	Margaret Podsiadlik	Michelle Dyrval
EASTPOINTE				
01	216	49	54	52
02	215	43	81	46
03	282	43	151	49
04	234	50	61	67
05	242	76	52	47
06	204	49	32	82
07	214	53	57	54
08	198	51	55	53
09	176	49	38	55
10	138	26	35	32
11	203	63	44	50
12	230	59	62	59
13	230	63	54	45
AVCB01	1,171	255	505	215
	3,953	929	1,281	906
WARREN				
32, 33, 34	80	23	31	18
36, 37	108	26	33	27
AVCB03	141	45	50	33
	329	94	114	78
TOTALS				
	4,282	1,023	1,395	984

■ Yellow in the TOTALS column means precinct hasn't reported

These same results may also be obtained via:

> 24-Hour Fax (Within MI): 1.888.99.CLERK (request document number 6700)

> 24-Hour Fax (Outside of MI): 1.310.575.5035 (request document number 6700)



Election Results

Fraser Public Schools Trustee Two 6-year terms

Official results, updated November 13, 12:03 PM

[Race List](#) | [Race Summary](#) | [Race Details](#) | [Race Details \(Printer Friendly\)](#)

	POLL BOOK TOTALS	Kerry W. Terman	Libby Argiri	Mark Snay
CLINTON TOWNSHIP				
13, 20	3	2	2	2
16, 32, 43	211	108	92	92
17	77	35	42	31
18, 24	198	92	103	70
21, 26	12	5	6	10
AVCB01	798	424	423	296
	1,299	666	668	501
FRASER				
01	168	78	82	73
02	294	172	122	104
03	329	168	165	121
04	196	98	81	70
05	89	36	48	35
06	351	171	158	107
07	93	35	41	30
AVCB01	1,053	486	540	396
	2,573	1,244	1,237	936
ROSEVILLE				
19	128	67	55	44
21	114	59	44	53

■ Yellow in the TOTALS column means precinct hasn't reported

These same results may also be obtained via:

- > 24-Hour Fax (Within MI): 1.888.99.CLERK (request document number 6700)
- > 24-Hour Fax (Outside of MI): 1.310.575.5035 (request document number 6700)



Election Results

Fraser Public Schools

Trustee
Two 6-year terms

Official results, updated November 13, 12:03 PM

[Race List](#) | [Race Summary](#) | [Race Details](#) | [Race Details \(Printer Friendly\)](#)

	POLL BOOK TOTALS	Kerry W. Terman	Libby Argiri	Mark Snay
CLINTON TOWNSHIP				
13, 20	3	2	2	2
16, 32, 43	211	108	92	92
17	77	35	42	31
18, 24	198	92	103	70
21, 26	12	5	6	10
AVCB01	798	424	423	296
	1,299	666	668	501
FRASER				
01	168	78	82	73
02	294	172	122	104
03	329	168	165	121
04	196	98	81	70
05	89	36	48	35
06	351	171	158	107
07	93	35	41	30
AVCB01	1,053	486	540	396
	2,573	1,244	1,237	936
ROSEVILLE				
19	128	67	55	44
21	114	59	44	53
AVCB02	195	102	88	88
	437	228	187	185
TOTALS				
	4,309	2,138	2,092	1,622

■ Yellow in the TOTALS column means precinct hasn't reported

These same results may also be obtained via:

- > 24-Hour Fax (Within MI): 1.888.99.CLERK (request document number 6700)
- > 24-Hour Fax (Outside of MI): 1.310.575.5035 (request document number 6700)



Election Results

Fraser Public Schools Trustee One partial term (ending 12/31/2013)

Official results, updated November 13, 12:03 PM

[Race List](#) | [Race Summary](#) | [Race Details](#) | [Race Details \(Printer Friendly\)](#)

	POLL BOOK TOTALS	Joseph R. Kosmala
CLINTON TOWNSHIP		
13, 20	3	1
16, 32, 43	211	142
17	77	56
18, 24	198	134
21, 26	12	10
AVCB01	798	577
	1,299	920
FRASER		
01	168	103
02	294	191
03	329	212
04	196	119
05	89	53
06	351	228
07	93	57
AVCB01	1,053	767
	2,573	1,730
ROSEVILLE		
19	128	75
21	114	78

■ Yellow in the TOTALS column means precinct hasn't reported

These same results may also be obtained via:

- > 24-Hour Fax (Within MI): 1.888.99.CLERK (request document number 6700)
- > 24-Hour Fax (Outside of MI): 1.310.575.5035 (request document number 6700)



Election Results

Fraser Public Schools Trustee One partial term (ending 12/31/2013)

Official results, updated November 13, 12:03 PM

[Race List](#) | [Race Summary](#) | [Race Details](#) | [Race Details \(Printer Friendly\)](#)

	POLL BOOK TOTALS	Joseph R. Kosmala
CLINTON TOWNSHIP		
13, 20	3	1
16, 32, 43	211	142
17	77	56
18, 24	198	134
21, 26	12	10
AVCB01	798	577
	1,299	920
FRASER		
01	168	103
02	294	191
03	329	212
04	196	119
05	89	53
06	351	228
07	93	57
AVCB01	1,053	767
	2,573	1,730
ROSEVILLE		
19	128	75
21	114	78
AVCB02	195	144
	437	297
TOTALS		
	4,309	2,947

■ Yellow in the TOTALS column means precinct hasn't reported

These same results may also be obtained via:

- > 24-Hour Fax (Within MI): 1.888.99.CLERK (request document number 6700)
- > 24-Hour Fax (Outside of MI): 1.310.575.5035 (request document number 6700)



Election Results

Lake Shore Public Schools Trustee Two 4-year terms

Official results, updated November 13, 12:03 PM

[Race List](#) | [Race Summary](#) | [Race Details](#) | [Race Details \(Printer Friendly\)](#)

	POLL BOOK TOTALS	Gerrit J. E. Ketelhut, Jr.	Sharon Bartl
ST. CLAIR SHORES			
16	266	147	163
17	320	156	172
18	217	127	135
19	212	120	124
20	158	92	103
21	198	114	137
22	155	88	89
23	234	139	139
24	253	134	148
AVCB03	2,353	1,464	1,501
	4,366	2,581	2,711
TOTALS			
	4,366	2,581	2,711

■ Yellow in the TOTALS column means precinct hasn't reported

These same results may also be obtained via:

- > 24-Hour Fax (Within MI): 1.888.99.CLERK (request document number 6700)
- > 24-Hour Fax (Outside of MI): 1.310.575.5035 (request document number 6700)



Election Results

Lake Shore Public Schools Trustee Two 4-year terms

Official results, updated November 13, 12:03 PM

[Race List](#) | [Race Summary](#) | [Race Details](#) | [Race Details \(Printer Friendly\)](#)

	POLL BOOK TOTALS	Gerrit J. E. Ketelhut, Jr.	Sharon Bartl
ST. CLAIR SHORES			
16	266	147	163
17	320	156	172
18	217	127	135
19	212	120	124
20	158	92	103
21	198	114	137
22	155	88	89
23	234	139	139
24	253	134	148
AVCB03	2,353	1,464	1,501
	4,366	2,581	2,711
TOTALS			
	4,366	2,581	2,711

■ Yellow in the TOTALS column means precinct hasn't reported

These same results may also be obtained via:

- > 24-Hour Fax (Within MI): 1.888.99.CLERK (request document number 6700)
- > 24-Hour Fax (Outside of MI): 1.310.575.5035 (request document number 6700)



Election Results

Lakeview Public Schools Trustee Two 6-year terms

Official results, updated November 13, 12:03 PM

[Race List](#) | [Race Summary](#) | [Race Details](#) | [Race Details \(Printer Friendly\)](#)

	POLL BOOK TOTALS	Anne E. McDaid	Donald Wheaton, Jr.	Garry Wertenberger	Timothy E. Houlihan
ST. CLAIR SHORES					
08	283	89	158	71	127
09	137	54	49	55	36
10	268	89	136	68	99
11	151	44	88	48	39
12	352	157	134	148	103
13	520	152	247	168	203
14	120	26	63	47	33
15	319	119	143	92	138
AVCB02	2,009	660	1,003	503	814
	4,159	1,390	2,021	1,200	1,592
TOTALS					
	4,159	1,390	2,021	1,200	1,592

■ Yellow in the TOTALS column means precinct hasn't reported

These same results may also be obtained via:

- > 24-Hour Fax (Within MI): 1.888.99.CLERK (request document number 6700)
- > 24-Hour Fax (Outside of MI): 1.310.575.5035 (request document number 6700)



Election Results

Lakeview Public Schools Trustee Two 6-year terms

Official results, updated November 13, 12:03 PM

[Race List](#) | [Race Summary](#) | [Race Details](#) | [Race Details \(Printer Friendly\)](#)

	POLL BOOK TOTALS	Anne E. McDaid	Donald Wheaton, Jr.	Garry Wertenberger	Timothy E. Houlihan
ST. CLAIR SHORES					
08	283	89	158	71	127
09	137	54	49	55	36
10	268	89	136	68	99
11	151	44	88	48	39
12	352	157	134	148	103
13	520	152	247	168	203
14	120	26	63	47	33
15	319	119	143	92	138
AVCB02	2,009	660	1,003	503	814
	4,159	1,390	2,021	1,200	1,592
TOTALS					
	4,159	1,390	2,021	1,200	1,592

■ Yellow in the TOTALS column means precinct hasn't reported

These same results may also be obtained via:

- > 24-Hour Fax (Within MI): 1.888.99.CLERK (request document number 6700)
- > 24-Hour Fax (Outside of MI): 1.310.575.5035 (request document number 6700)



Election Results

Romeo Community Schools Trustee One 4-year term

Official results, updated November 13, 12:03 PM

[Race List](#) | [Race Summary](#) | [Race Details](#) | [Race Details \(Printer Friendly\)](#)

	POLL BOOK TOTALS	Anita Banach	Deane B. Maue
ADDISON TOWNSHIP			
03	39	28	10
AVCB04	48	30	18
	87	58	28
ARMADA TOWNSHIP			
01	15	10	1
AVCB01	20	9	5
	35	19	6
BRUCE TOWNSHIP			
01	118	69	36
02	252	133	102
03	98	53	38
04	93	66	23
AVCB01	489	206	206
	1,050	527	405
OAKLAND TOWNSHIP			
02	24	16	8
	24	16	8
RAY TOWNSHIP			
01	192	77	92
	192	77	92

■ Yellow in the TOTALS column means precinct hasn't reported

These same results may also be obtained via:

- > 24-Hour Fax (Within MI): 1.888.99.CLERK (request document number 6700)
- > 24-Hour Fax (Outside of MI): 1.310.575.5035 (request document number 6700)



Election Results

Romeo Community Schools Trustee One 4-year term

Official results, updated November 13, 12:03 PM

[Race List](#) | [Race Summary](#) | [Race Details](#) | [Race Details \(Printer Friendly\)](#)

	POLL BOOK TOTALS	Anita Banach	Deane B. Maue
ADDISON TOWNSHIP			
03	39	28	10
AVCB04	48	30	18
	87	58	28
ARMADA TOWNSHIP			
01	15	10	1
AVCB01	20	9	5
	35	19	6
BRUCE TOWNSHIP			
01	118	69	36
02	252	133	102
03	98	53	38
04	93	66	23
AVCB01	489	206	206
	1,050	527	405
OAKLAND TOWNSHIP			
02	24	16	8
	24	16	8
RAY TOWNSHIP			
01	192	77	92
	192	77	92
SHELBY TOWNSHIP			
14	6	1	1
17	8	1	5
AVCB03	15	5	4
	29	7	10
WASHINGTON TOWNSHIP			
01, 05	296	148	130
02, 09	218	96	91
03	168	83	72
04	64	40	17
06, 08	230	121	70
07	46	21	11
AVCB01	1,320	611	476
	2,342	1,120	867
TOTALS			

	3,759	1,824	1,416
--	-------	-------	-------

■ Yellow in the TOTALS column means precinct hasn't reported

These same results may also be obtained via:

- > 24-Hour Fax (Within MI): 1.888.99.CLERK (request document number 6700)
- > 24-Hour Fax (Outside of MI): 1.310.575.5035 (request document number 6700)



Election Results

South Lake Schools Trustee Two 4-year terms

Official results, updated November 13, 12:03 PM

[Race List](#) | [Race Summary](#) | [Race Details](#) | [Race Details \(Printer Friendly\)](#)

	POLL BOOK TOTALS	Karla L. Anderson	Michael R. Damiani	Paula Mack- Crouchman
EASTPOINTE				
14	267	126	125	85
AVCB01	183	102	81	70
	450	228	206	155
ST. CLAIR SHORES				
01	306	164	118	142
02	245	135	103	108
03	251	124	98	105
04	201	113	79	83
05	338	167	134	150
06	222	117	83	109
07	187	107	75	73
AVCB01	1,662	890	642	949
	3,412	1,817	1,332	1,719
GROSSE POINTE SHORES				
03	11	6	6	6
	11	6	6	6
TOTALS				
	3,873	2,051	1,544	1,880

■ Yellow in the TOTALS column means precinct hasn't reported

These same results may also be obtained via:

- > 24-Hour Fax (Within MI): 1.888.99.CLERK (request document number 6700)
- > 24-Hour Fax (Outside of MI): 1.310.575.5035 (request document number 6700)



Election Results

South Lake Schools

Trustee
Two 4-year terms

Official results, updated November 13, 12:03 PM

[Race List](#) | [Race Summary](#) | [Race Details](#) | [Race Details \(Printer Friendly\)](#)

	POLL BOOK TOTALS	Karla L. Anderson	Michael R. Damiani	Paula Mack- Crouchman
EASTPOINTE				
14	267	126	125	85
AVCB01	183	102	81	70
	450	228	206	155
ST. CLAIR SHORES				
01	306	164	118	142
02	245	135	103	108
03	251	124	98	105
04	201	113	79	83
05	338	167	134	150
06	222	117	83	109
07	187	107	75	73
AVCB01	1,662	890	642	949
	3,412	1,817	1,332	1,719
GROSSE POINTE SHORES				
03	11	6	6	6
	11	6	6	6
TOTALS				
	3,873	2,051	1,544	1,880

■ Yellow in the TOTALS column means precinct hasn't reported

These same results may also be obtained via:

- > 24-Hour Fax (Within MI): 1.888.99.CLERK (request document number 6700)
- > 24-Hour Fax (Outside of MI): 1.310.575.5035 (request document number 6700)



Election Results

Eastpointe Millage Renewal for Public Safety Services

Official results, updated November 13, 12:03 PM

[Race List](#) | [Race Summary](#) | [Race Details](#) | [Race Details \(Printer Friendly\)](#)

	POLL BOOK TOTALS	Yes	No
EASTPOINTE			
01	216	147	68
02	215	141	69
03	282	204	76
04	234	160	74
05	242	156	83
06	204	150	54
07	214	151	58
08	198	144	53
09	176	123	52
10	138	101	36
11	203	146	56
12	230	160	70
13	230	168	62
14	267	178	88
AVCB01	1,354	1,051	293
	4,403	3,180	1,192
TOTALS			
	4,403	3,180	1,192

■ Yellow in the TOTALS column means precinct hasn't reported

These same results may also be obtained via:

- > 24-Hour Fax (Within MI): 1.888.99.CLERK (request document number 6700)
- > 24-Hour Fax (Outside of MI): 1.310.575.5035 (request document number 6700)



Election Results

Eastpointe Millage Renewal for Public Safety Services

Official results, updated November 13, 12:03 PM

[Race List](#) | [Race Summary](#) | [Race Details](#) | [Race Details \(Printer Friendly\)](#)

	POLL BOOK TOTALS	Yes	No
EASTPOINTE			
01	216	147	68
02	215	141	69
03	282	204	76
04	234	160	74
05	242	156	83
06	204	150	54
07	214	151	58
08	198	144	53
09	176	123	52
10	138	101	36
11	203	146	56
12	230	160	70
13	230	168	62
14	267	178	88
AVCB01	1,354	1,051	293
	4,403	3,180	1,192
TOTALS			
	4,403	3,180	1,192

■ Yellow in the TOTALS column means precinct hasn't reported

These same results may also be obtained via:

- > 24-Hour Fax (Within MI): 1.888.99.CLERK (request document number 6700)
- > 24-Hour Fax (Outside of MI): 1.310.575.5035 (request document number 6700)



Election Results

St. Clair Shores Proposal A: Millage Renewal

Official results, updated November 13, 12:03 PM

[Race List](#) | [Race Summary](#) | [Race Details](#) | [Race Details \(Printer Friendly\)](#)

	POLL BOOK TOTALS	Yes	No
ST. CLAIR SHORES			
01	306	191	103
02	245	162	70
03	251	166	71
04	201	122	73
05	338	212	118
06	222	157	57
07	187	122	59
08	283	188	82
09	137	81	51
10	268	165	94
11	151	112	34
12	352	232	113
13	520	305	199
14	120	67	49
15	319	195	108
16	266	184	72
17	320	193	119
18	217	121	90
19	212	108	96
20	158	97	57

■ Yellow in the TOTALS column means precinct hasn't reported

These same results may also be obtained via:

- > 24-Hour Fax (Within MI): 1.888.99.CLERK (request document number 6700)
- > 24-Hour Fax (Outside of MI): 1.310.575.5035 (request document number 6700)



Election Results

St. Clair Shores Proposal A: Millage Renewal

Official results, updated November 13, 12:03 PM

[Race List](#) | [Race Summary](#) | [Race Details](#) | [Race Details \(Printer Friendly\)](#)

	POLL BOOK TOTALS	Yes	No
ST. CLAIR SHORES			
01	306	191	103
02	245	162	70
03	251	166	71
04	201	122	73
05	338	212	118
06	222	157	57
07	187	122	59
08	283	188	82
09	137	81	51
10	268	165	94
11	151	112	34
12	352	232	113
13	520	305	199
14	120	67	49
15	319	195	108
16	266	184	72
17	320	193	119
18	217	121	90
19	212	108	96
20	158	97	57
21	198	121	71
22	168	94	69
23	234	142	86
24	253	166	78
AVCB01	1,662	1,166	437
AVCB02	2,009	1,365	571
AVCB03	2,353	1,608	663
	11,950	7,842	3,690
TOTALS			
	11,950	7,842	3,690

■ Yellow in the TOTALS column means precinct hasn't reported

These same results may also be obtained via:

> 24-Hour Fax (Within MI): 1.888.99.CLERK (request document number 6700)

> 24-Hour Fax (Outside of MI): 1.310.575.5035 (request document number 6700)



Election Results

Harrison Township Proposal 1: Millage Renewal

Official results, updated November 13, 12:03 PM

[Race List](#) | [Race Summary](#) | [Race Details](#) | [Race Details \(Printer Friendly\)](#)

	POLL BOOK TOTALS	Yes	No
HARRISON TOWNSHIP			
01	202	154	46
02, 12	217	151	63
03	247	156	89
04	408	257	149
05	387	247	137
06, 11	412	275	136
07	386	267	117
08, 09, 10	457	270	184
AVCB	2,092	1,462	608
	4,808	3,239	1,529
TOTALS			
	4,808	3,239	1,529

■ Yellow in the TOTALS column means precinct hasn't reported

These same results may also be obtained via:

- > 24-Hour Fax (Within MI): 1.888.99.CLERK (request document number 6700)
- > 24-Hour Fax (Outside of MI): 1.310.575.5035 (request document number 6700)



Election Results

Harrison Township Proposal 1: Millage Renewal

Official results, updated November 13, 12:03 PM

[Race List](#) | [Race Summary](#) | [Race Details](#) | [Race Details \(Printer Friendly\)](#)

	POLL BOOK TOTALS	Yes	No
HARRISON TOWNSHIP			
01	202	154	46
02, 12	217	151	63
03	247	156	89
04	408	257	149
05	387	247	137
06, 11	412	275	136
07	386	267	117
08, 09, 10	457	270	184
AVCB	2,092	1,462	608
	4,808	3,239	1,529
TOTALS			
	4,808	3,239	1,529

■ Yellow in the TOTALS column means precinct hasn't reported

These same results may also be obtained via:

- > 24-Hour Fax (Within MI): 1.888.99.CLERK (request document number 6700)
- > 24-Hour Fax (Outside of MI): 1.310.575.5035 (request document number 6700)



Election Results

Harrison Township Proposal 2: Solid Waste Collection

Official results, updated November 13, 12:03 PM

[Race List](#) | [Race Summary](#) | [Race Details](#) | [Race Details \(Printer Friendly\)](#)

	POLL BOOK TOTALS	Yes	No
HARRISON TOWNSHIP			
01	202	148	52
02, 12	217	126	89
03	247	181	66
04	408	300	108
05	387	288	95
06, 11	412	289	121
07	386	271	113
08, 09, 10	457	306	148
AVCB	2,092	1,376	685
	4,808	3,285	1,477
TOTALS			
	4,808	3,285	1,477

■ Yellow in the TOTALS column means precinct hasn't reported

These same results may also be obtained via:

- > 24-Hour Fax (Within MI): 1.888.99.CLERK (request document number 6700)
- > 24-Hour Fax (Outside of MI): 1.310.575.5035 (request document number 6700)



Election Results

Harrison Township Proposal 2: Solid Waste Collection

Official results, updated November 13, 12:03 PM

[Race List](#) | [Race Summary](#) | [Race Details](#) | [Race Details \(Printer Friendly\)](#)

	POLL BOOK TOTALS	Yes	No
HARRISON TOWNSHIP			
01	202	148	52
02, 12	217	126	89
03	247	181	66
04	408	300	108
05	387	288	95
06, 11	412	289	121
07	386	271	113
08, 09, 10	457	306	148
AVCB	2,092	1,376	685
	4,808	3,285	1,477
TOTALS			
	4,808	3,285	1,477

■ Yellow in the TOTALS column means precinct hasn't reported

These same results may also be obtained via:

- > 24-Hour Fax (Within MI): 1.888.99.CLERK (request document number 6700)
- > 24-Hour Fax (Outside of MI): 1.310.575.5035 (request document number 6700)



Election Results

Village of New Haven Revenue Bond Proposition Water Supply System

Official results, updated November 13, 12:03 PM

[Race List](#) | [Race Summary](#) | [Race Details](#) | [Race Details \(Printer Friendly\)](#)

	POLL BOOK TOTALS	Yes	No
LENOX TOWNSHIP			
03	416	303	111
04	102	78	24
	518	381	135
TOTALS			
	518	381	135

■ Yellow in the TOTALS column means precinct hasn't reported

These same results may also be obtained via:

- > 24-Hour Fax (Within MI): 1.888.99.CLERK (request document number 6700)
- > 24-Hour Fax (Outside of MI): 1.310.575.5035 (request document number 6700)



Election Results

Village of New Haven Revenue Bond Proposition Water Supply System

Official results, updated November 13, 12:03 PM

[Race List](#) | [Race Summary](#) | [Race Details](#) | [Race Details \(Printer Friendly\)](#)

	POLL BOOK TOTALS	Yes	No
LENOX TOWNSHIP			
03	416	303	111
04	102	78	24
	518	381	135
TOTALS			
	518	381	135

■ Yellow in the TOTALS column means precinct hasn't reported

These same results may also be obtained via:

- > 24-Hour Fax (Within MI): 1.888.99.CLERK (request document number 6700)
- > 24-Hour Fax (Outside of MI): 1.310.575.5035 (request document number 6700)



Election Results

Fraser Public Schools Tax Limitation Proposal - Operating Millage

Official results, updated November 13, 12:03 PM

[Race List](#) | [Race Summary](#) | [Race Details](#) | [Race Details \(Printer Friendly\)](#)

	POLL BOOK TOTALS	Yes	No
CLINTON TOWNSHIP			
13, 20	3	1	2
16, 32, 43	211	135	69
17	77	56	17
18, 24	198	132	58
21, 26	12	7	5
AVCB01	798	359	394
	1,299	690	545
FRASER			
01	168	106	55
02	294	170	111
03	329	229	90
04	196	123	61
05	89	67	20
06	351	220	117
07	93	54	34
AVCB01	1,053	549	411
	2,573	1,518	899
ROSEVILLE			
19	128	67	55
21	114	57	51

■ Yellow in the TOTALS column means precinct hasn't reported

These same results may also be obtained via:

- > 24-Hour Fax (Within MI): 1.888.99.CLERK (request document number 6700)
- > 24-Hour Fax (Outside of MI): 1.310.575.5035 (request document number 6700)



Election Results

Fraser Public Schools Tax Limitation Proposal - Operating Millage

Official results, updated November 13, 12:03 PM

[Race List](#) | [Race Summary](#) | [Race Details](#) | [Race Details \(Printer Friendly\)](#)

	POLL BOOK TOTALS	Yes	No
CLINTON TOWNSHIP			
13, 20	3	1	2
16, 32, 43	211	135	69
17	77	56	17
18, 24	198	132	58
21, 26	12	7	5
AVCB01	798	359	394
	1,299	690	545
FRASER			
01	168	106	55
02	294	170	111
03	329	229	90
04	196	123	61
05	89	67	20
06	351	220	117
07	93	54	34
AVCB01	1,053	549	411
	2,573	1,518	899
ROSEVILLE			
19	128	67	55
21	114	57	51
AVCB02	195	68	108
	437	192	214
TOTALS			
	4,309	2,400	1,658

■ Yellow in the TOTALS column means precinct hasn't reported

These same results may also be obtained via:

- > 24-Hour Fax (Within MI): 1.888.99.CLERK (request document number 6700)
- > 24-Hour Fax (Outside of MI): 1.310.575.5035 (request document number 6700)



Election Results

Warren Consolidated Schools School Improvement Bond Proposition

Official results, updated November 13, 12:03 PM

[Race List](#) | [Race Summary](#) | [Race Details](#) | [Race Details \(Printer Friendly\)](#)

	POLL BOOK TOTALS	Yes	No
STERLING HEIGHTS			
01	187	96	82
02	277	144	118
03	219	127	82
04	410	258	144
05	285	189	86
06, 10	379	217	147
08, 46	274	158	107
09, 15	411	229	170
11	337	176	143
16, 17	306	162	132
18, 19	424	234	170
25	214	109	94
47	125	81	36
AVCB01	1,382	616	687
AVCB02	1,557	635	825
	6,787	3,431	3,023
TROY CITY			
24, 25	381	202	158
AVCB34	454	230	182
	835	432	340

■ Yellow in the TOTALS column means precinct hasn't reported

These same results may also be obtained via:

- > 24-Hour Fax (Within MI): 1.888.99.CLERK (request document number 6700)
- > 24-Hour Fax (Outside of MI): 1.310.575.5035 (request document number 6700)



Election Results

Warren Consolidated Schools School Improvement Bond Proposition

Official results, updated November 13, 12:03 PM

[Race List](#) | [Race Summary](#) | [Race Details](#) | [Race Details \(Printer Friendly\)](#)

	POLL BOOK TOTALS	Yes	No
STERLING HEIGHTS			
01	187	96	82
02	277	144	118
03	219	127	82
04	410	258	144
05	285	189	86
06, 10	379	217	147
08, 46	274	158	107
09, 15	411	229	170
11	337	176	143
16, 17	306	162	132
18, 19	424	234	170
25	214	109	94
47	125	81	36
AVCB01	1,382	616	687
AVCB02	1,557	635	825
	6,787	3,431	3,023
TROY CITY			
24, 25	381	202	158
AVCB34	454	230	182
	835	432	340
WARREN			
41, 42, 43	42	31	9
68	89	50	39
69, 70	128	71	54
71, 74	217	130	86
72, 72A, 73	164	97	62
76, 78	187	126	57
80, 81, 88	226	137	87
82, 84	216	133	77
85, 86	290	183	104
90, 94	209	142	64
92, 93	154	104	48
96, 106, 108	371	241	126
97, 98, 99, 99A	398	267	128
100, 103, 105	278	182	92

101, 102	187	129	55
109, 110	246	150	90
AVCB04	3,626	1,751	1,820
	7,028	3,924	2,998
TOTALS			
	14,650	7,787	6,361

■ Yellow in the TOTALS column means precinct hasn't reported

These same results may also be obtained via:

- > 24-Hour Fax (Within MI): 1.888.99.CLERK (request document number 6700)
- > 24-Hour Fax (Outside of MI): 1.310.575.5035 (request document number 6700)