



Click below for the official results of the November 2, 2004 General Election for Macomb County as the results are tabulated. This site is brought to you by [Macomb County Clerk/Register of Deeds Carmella Sabaugh](#) and the [Macomb Cable Network](#). Macomb County campaign finance documents are available [online](#).

President

- » [President](#)

U.S. House of Representatives

- » [District 10](#)
- » [District 12](#)

State House of Representatives

- » [District 24](#)
- » [District 25](#)
- » [District 28](#)
- » [District 30](#)
- » [District 31](#)
- » [District 32](#)
- » [District 33](#)
- » [District 36](#)
- » [District 42](#)

Statewide Offices

- » [State Board of Education](#)
- » [Regent of University of Michigan](#)
- » [Trustee of Michigan State University](#)
- » [Governor of Wayne State University](#)

Countywide Offices

- » [Prosecuting Attorney](#)
- » [Sheriff](#)
- » [Clerk/Register of Deeds](#)
- » [Treasurer](#)
- » [Public Works Commissioner](#)

County Commission

- » [District 1](#)
- » [District 2](#)
- » [District 3](#)
- » [District 4](#)
- » [District 5](#)

- » [District 6](#)
- » [District 7](#)
- » [District 8](#)
- » [District 9](#)
- » [District 10](#)
- » [District 11](#)
- » [District 12](#)
- » [District 13](#)
- » [District 14](#)
- » [District 15](#)
- » [District 16](#)
- » [District 17](#)
- » [District 18](#)
- » [District 19](#)
- » [District 20](#)
- » [District 21](#)
- » [District 22](#)
- » [District 23](#)
- » [District 24](#)
- » [District 25](#)
- » [District 26](#)

Judgeships

- » [Supreme Court Justice](#)
- » [2nd District Judge of the Court of Appeals \(Incumbent\)](#)
- » [16th Circuit Court Judge \(Incumbent\)](#)
- » [16th Circuit Court Judge \(New Judgeship\)](#)
- » [37th District Court Judge \(Incumbent\)](#)
- » [39th District Court Judge \(Incumbent\)](#)
- » [41A District Court Judge \(Incumbent\)](#)
- » [41A District Court Judge \(Partial Term\)](#)
- » [41B District Court Judge \(Incumbent\)](#)

Macomb Community College Board of Trustees

- » [Trustee](#)

Statewide Proposals

- » [Proposal 04-1](#)
- » [Proposal 04-2](#)

These same results may also be obtained via:

- Election Telephone Hotline: 586.469.5209.
- 24-Hour Fax (Within MI): 1.888.99.CLERK (request document number 6710).
- 24-Hour Fax (Outside of MI): 1.310.575.5035 (request document number 6710).

www.MCNTV.com

webmaster@mcntv.com

[Click here to return to race list](#)

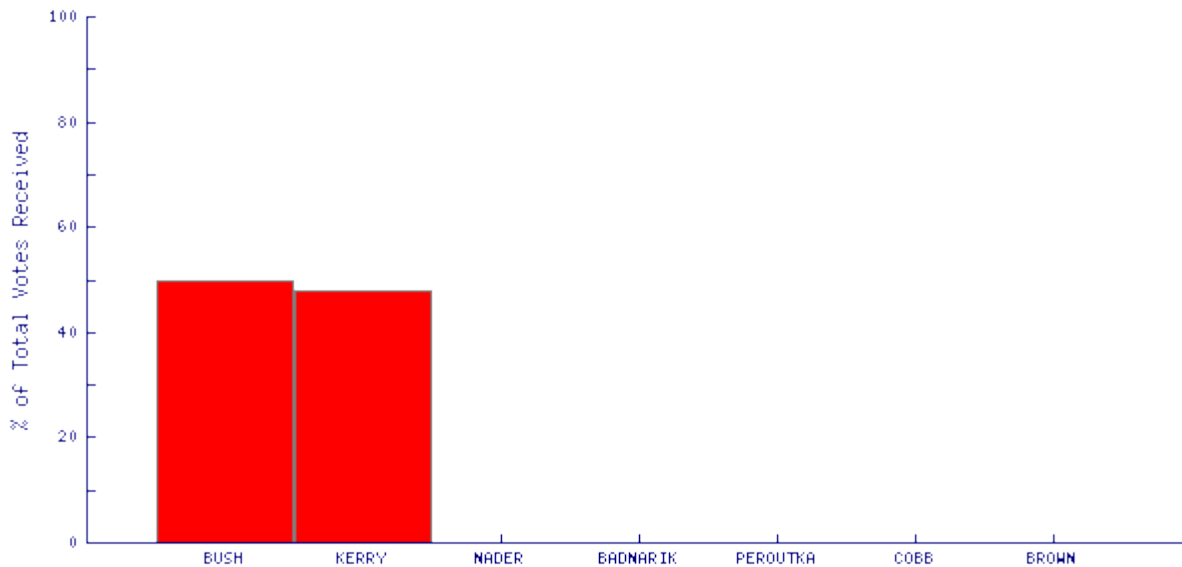


President

One 4-year term

ONLY Macomb County Official Election Results

View [precinct breakdown](#) or [community totals](#).



GEORGE W. BUSH REP **202,166** **50.2%**

JOHN F. KERRY DEM **196,160** **48.7%**

RALPH NADER NPA **2,081** **0.5%**

MICHAEL BADNARIK LIB **1,113** **0.3%**

MICHAEL PEROUTKA UST **431** **0.1%**

DAVID COBB GRN **365** **0.1%**

100.0% of precincts reporting.

These same results may also be obtained via:

- Election Telephone Hotline: 586.469.5209.
- 24-Hour Fax (Within MI): 1.888.99.CLERK (request document number 6710).
- 24-Hour Fax (Outside of MI): 1.310.575.5035 (request document number 6710).

www.MCNTV.com

webmaster@mcntv.com

[Click here to return to race list](#)

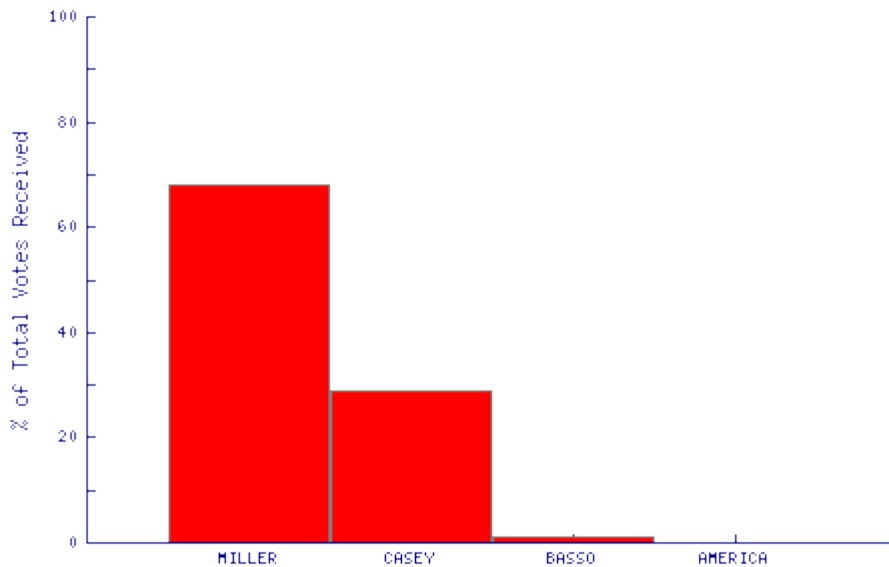


U.S. Representative 10th District

One 2-year term

ONLY Macomb County Official Election Results

View [precinct breakdown](#) or [community totals](#).



CANDICE S. MILLER REP 120,212 68.7%

ROB CASEY DEM 51,586 29.5%

PHOEBE A. BASSO LIB 2,254 1.3%

ANTHONY AMERICA NLP 925 0.5%

100.0% of precincts reporting.

These same results may also be obtained via:

- Election Telephone Hotline: 586.469.5209.
- 24-Hour Fax (Within MI): 1.888.99.CLERK (request document number 6710).
- 24-Hour Fax (Outside of MI): 1.310.575.5035 (request document number 6710).

www.MCNTV.com

webmaster@mcntv.com

[Click here to return to race list](#)

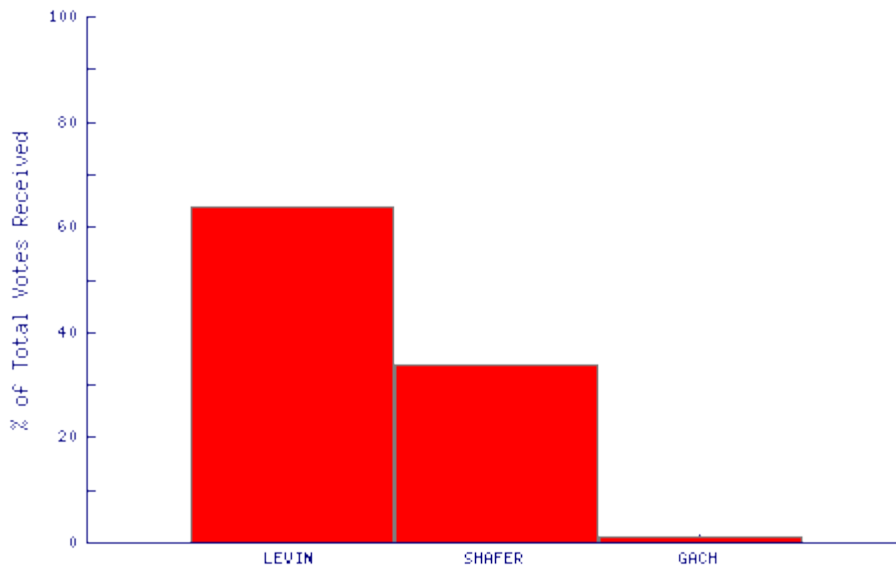


U.S. Representative 12th District

One 2-year term

ONLY Macomb County Official Election Results

View [precinct breakdown](#) or [community totals](#).



SANDER LEVIN DEM **131,651** **64.1%**

RANDELL J. SHAFER REP **70,029** **34.1%**

DICK GACH LIB **3,601** **1.8%**

100.0% of precincts reporting.

These same results may also be obtained via:

- Election Telephone Hotline: 586.469.5209.

- 24-Hour Fax (Within MI): 1.888.99.CLERK (request document number 6710).
- 24-Hour Fax (Outside of MI): 1.310.575.5035 (request document number 6710).

www.MCNTV.com

webmaster@mcntv.com

[Click here to return to race list](#)

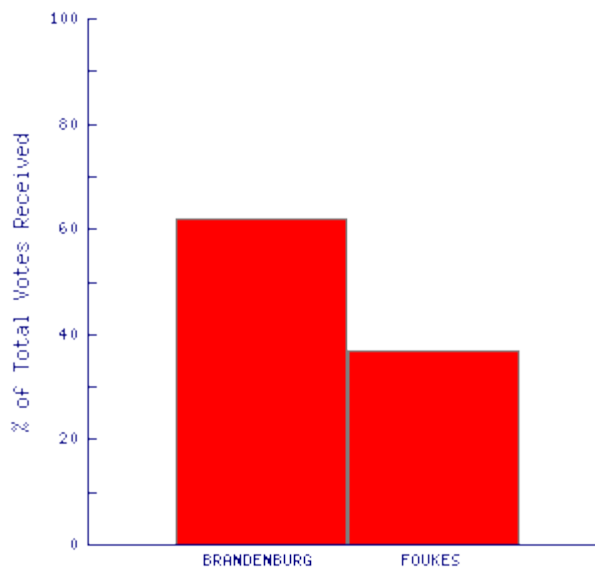


State Representative 24th District

One 2-year term

ONLY Macomb County Official Election Results

View [precinct breakdown](#) or [community totals](#).



JACK BRANDENBURG REP **29,111** **62.7%**

DAN FOUKES DEM **17,317** **37.3%**

100.0% of precincts reporting.

These same results may also be obtained via:

- Election Telephone Hotline: 586.469.5209.
- 24-Hour Fax (Within MI): 1.888.99.CLERK (request document number 6710).
- 24-Hour Fax (Outside of MI): 1.310.575.5035 (request document number 6710).

www.MCNTV.com

webmaster@mcntv.com

[Click here to return to race list](#)

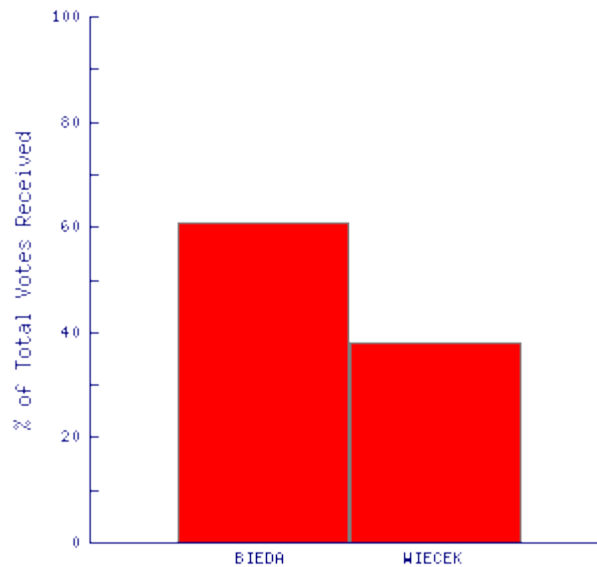


State Representative 25th District

One 2-year term

ONLY Macomb County Official Election Results

View [precinct breakdown](#) or [community totals](#).



STEVE BIEDA DEM **25,497** 61.0%

MICHAEL J. WIECEK REP **16,269** 39.0%

100.0% of precincts reporting.

These same results may also be obtained via:

- Election Telephone Hotline: 586.469.5209.
- 24-Hour Fax (Within MI): 1.888.99.CLERK (request document number 6710).
- 24-Hour Fax (Outside of MI): 1.310.575.5035 (request document number 6710).

www.MCNTV.com

webmaster@mcntv.com

[Click here to return to race list](#)

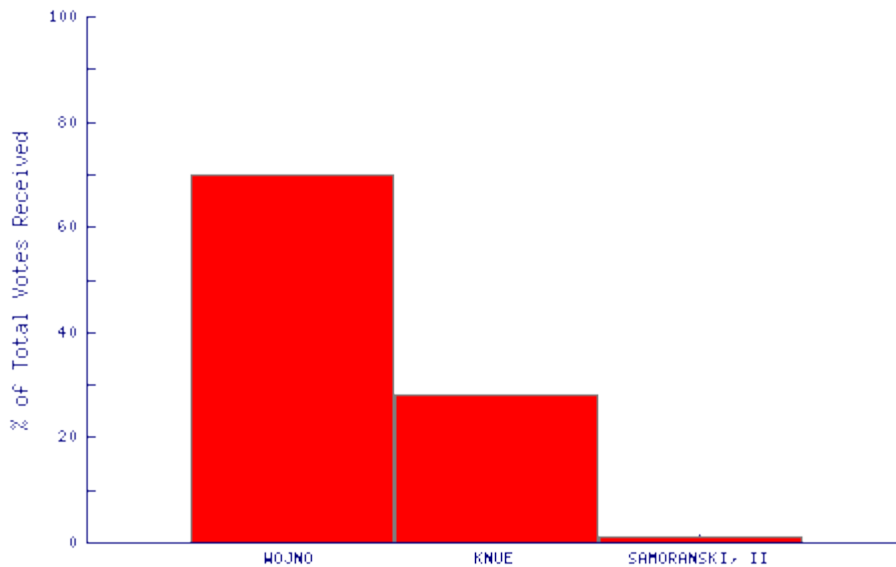


State Representative 28th District

One 2-year term

ONLY Macomb County Official Election Results

View [precinct breakdown](#) or [community totals](#).



LISA WOJNO	DEM 24,288 70.2%
-------------------	-------------------------

TIMOTHY KNUE	REP 9,748 28.2%
---------------------	------------------------

STEPHEN J. SAMORANSKI, II	LIB 547 1.6%
----------------------------------	---------------------

100.0% of precincts reporting.

These same results may also be obtained via:

- Election Telephone Hotline: 586.469.5209.

- 24-Hour Fax (Within MI): 1.888.99.CLERK (request document number 6710).
- 24-Hour Fax (Outside of MI): 1.310.575.5035 (request document number 6710).

www.MCNTV.com

webmaster@mcntv.com

[Click here to return to race list](#)

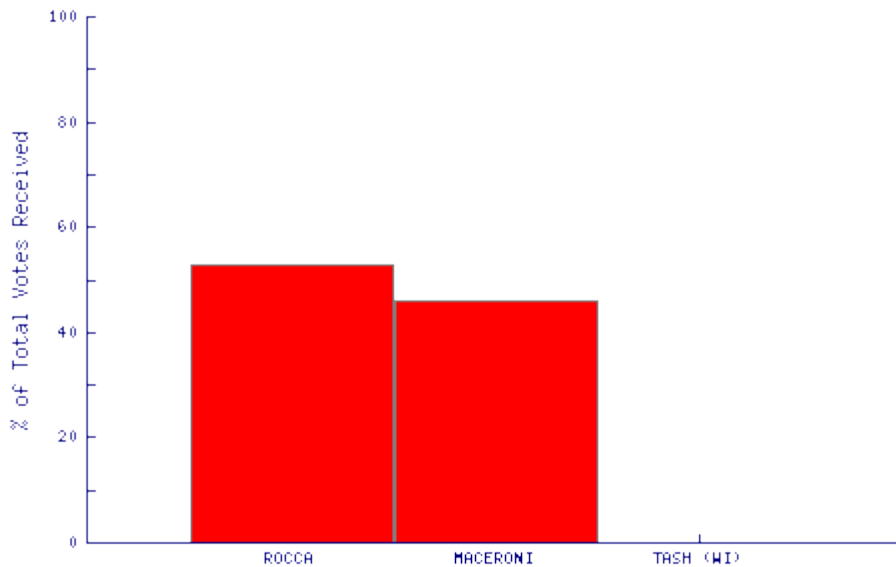


State Representative 30th District

One 2-year term

ONLY Macomb County Official Election Results

View [precinct breakdown](#) or [community totals](#).



TORY ROCCA REP **22,725** **53.8%**

ROGER M. MACERONI DEM **19,474** **46.1%**

STEPHEN TASH (WI) NPA **2** **0.0%**

97.9% of precincts reporting.

These same results may also be obtained via:

- Election Telephone Hotline: 586.469.5209.

- 24-Hour Fax (Within MI): 1.888.99.CLERK (request document number 6710).
- 24-Hour Fax (Outside of MI): 1.310.575.5035 (request document number 6710).

www.MCNTV.com

webmaster@mcntv.com

[Click here to return to race list](#)

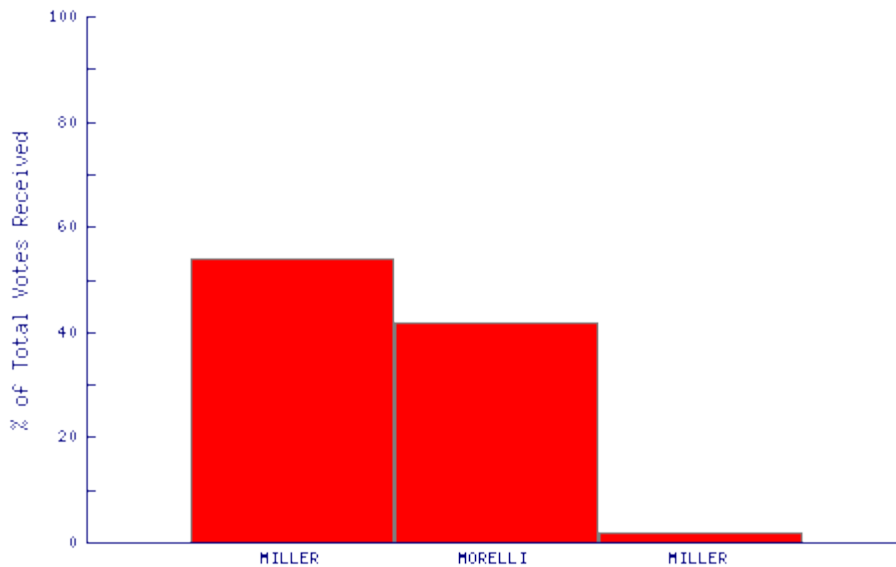


State Representative 31st District

One 2-year term

ONLY Macomb County Official Election Results

View [precinct breakdown](#) or [community totals](#).



FRED MILLER DEM **21,274** 54.9%

WILLIAM A. MORELLI REP **16,523** 42.6%

JAMES MILLER LIB **949** 2.4%

100.0% of precincts reporting.

These same results may also be obtained via:

- Election Telephone Hotline: 586.469.5209.

- 24-Hour Fax (Within MI): 1.888.99.CLERK (request document number 6710).
- 24-Hour Fax (Outside of MI): 1.310.575.5035 (request document number 6710).

www.MCNTV.com

webmaster@mcntv.com

[Click here to return to race list](#)

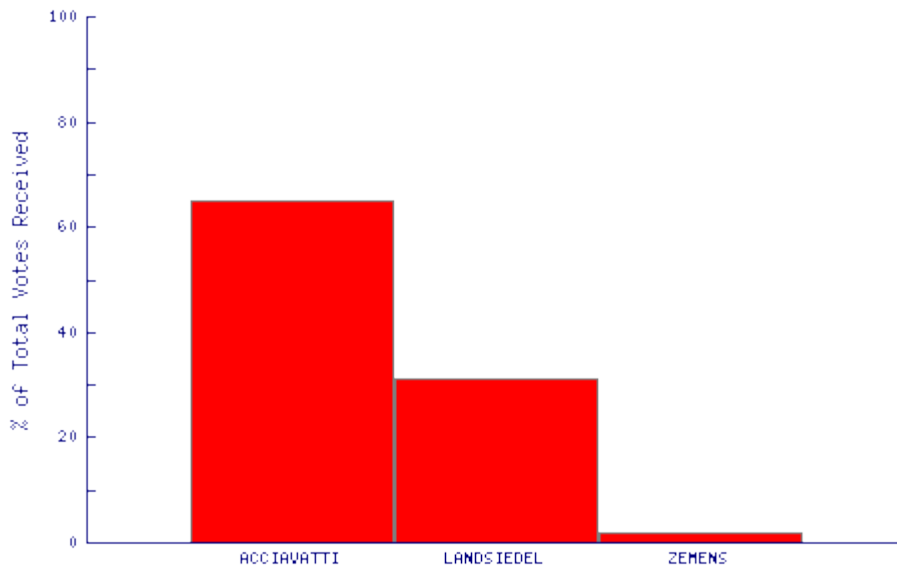


State Representative 32nd District

One 2-year term

ONLY Macomb County Official Election Results

View [precinct breakdown](#) or [community totals](#).



DAN ACCIAVATTI REP **22,558** 65.9%

MICHAEL R. LANDSIEDEL DEM **10,904** 31.9%

JOSEPH L. ZEMENS LIB **770** 2.2%

100.0% of precincts reporting.

These same results may also be obtained via:

- Election Telephone Hotline: 586.469.5209.

- 24-Hour Fax (Within MI): 1.888.99.CLERK (request document number 6710).
- 24-Hour Fax (Outside of MI): 1.310.575.5035 (request document number 6710).

www.MCNTV.com

webmaster@mcntv.com

[Click here to return to race list](#)

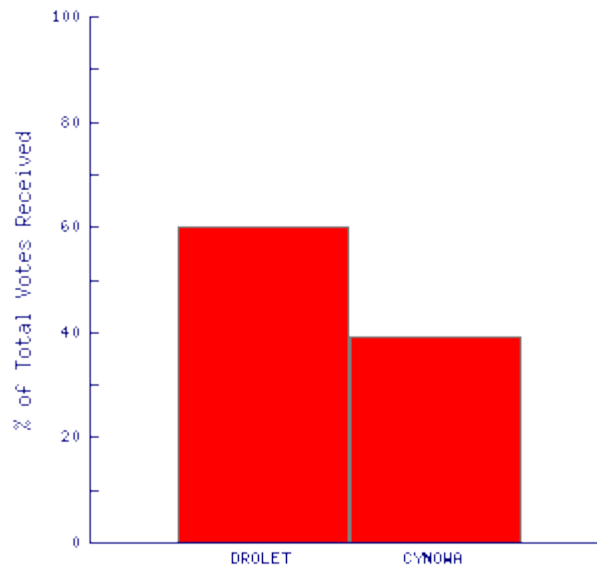


State Representative 33rd District

One 2-year term

ONLY Macomb County Official Election Results

View [precinct breakdown](#) or [community totals](#).



LEON DROLET REP **30,292** 60.7%

GARY E. CYNOWA DEM **19,644** 39.3%

100.0% of precincts reporting.

These same results may also be obtained via:

- Election Telephone Hotline: 586.469.5209.
- 24-Hour Fax (Within MI): 1.888.99.CLERK (request document number 6710).
- 24-Hour Fax (Outside of MI): 1.310.575.5035 (request document number 6710).

www.MCNTV.com

webmaster@mcntv.com

[Click here to return to race list](#)

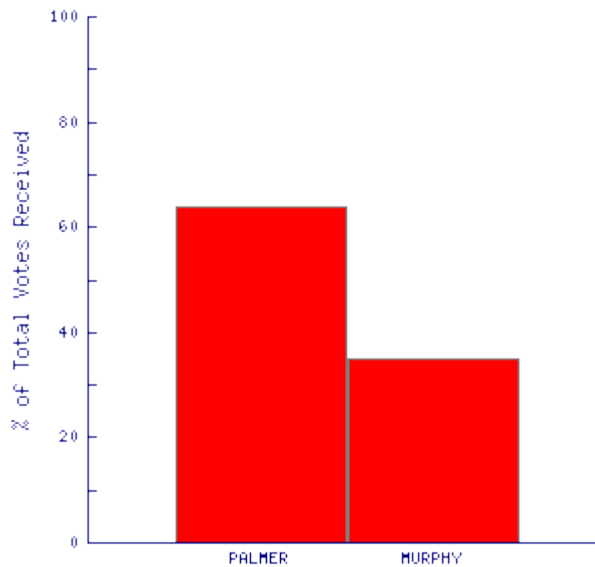


State Representative 36th District

One 2-year term

ONLY Macomb County Official Election Results

View [precinct breakdown](#) or [community totals](#).



BRIAN PALMER REP **30,305** **64.8%**

ROBERT MURPHY DEM **16,491** **35.2%**

100.0% of precincts reporting.

These same results may also be obtained via:

- Election Telephone Hotline: 586.469.5209.
- 24-Hour Fax (Within MI): 1.888.99.CLERK (request document number 6710).
- 24-Hour Fax (Outside of MI): 1.310.575.5035 (request document number 6710).

www.MCNTV.com

webmaster@mcntv.com

[Click here to return to race list](#)

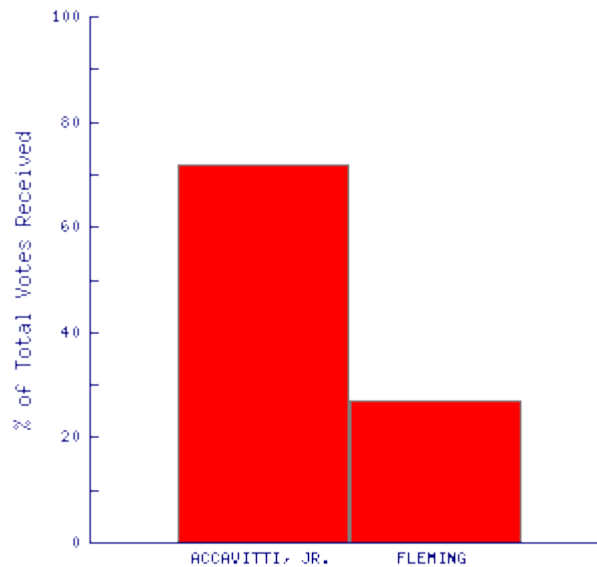


State Representative 42nd District

One 2-year term

ONLY Macomb County Official Election Results

View [precinct breakdown](#) or [community totals](#).



FRANK ACCAVITTI, JR. DEM 27,269 72.2%

GREG FLEMING REP 10,499 27.8%

100.0% of precincts reporting.

These same results may also be obtained via:

- Election Telephone Hotline: 586.469.5209.
- 24-Hour Fax (Within MI): 1.888.99.CLERK (request document number 6710).
- 24-Hour Fax (Outside of MI): 1.310.575.5035 (request document number 6710).

www.MCNTV.com

webmaster@mcntv.com

[Click here to return to race list](#)

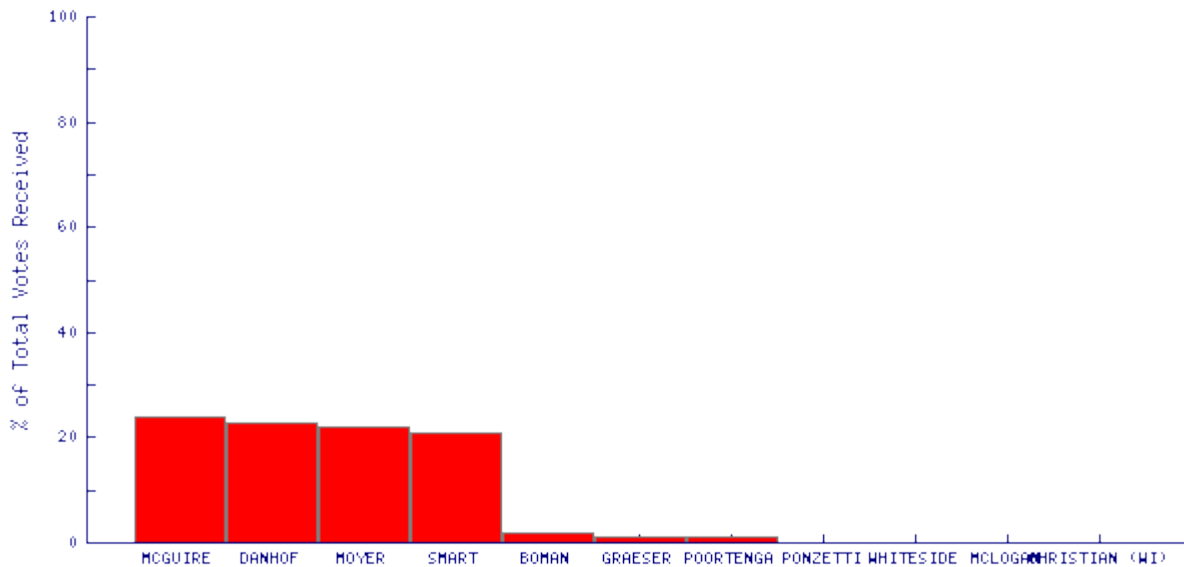


State Board of Education

Two 8-year terms

ONLY Macomb County Official Election Results

View [precinct breakdown](#) or [community totals](#).



MARIANNE YARED MCGUIRE DEM **164,757** 25.0%

NANCY DANHOF REP **156,368** 23.7%

HERBERT S. MOYER DEM **147,925** 22.4%

ROBERT M. SMART REP **143,792** 21.8%

SCOTTY BOMAN LIB **13,981** 2.1%

GAIL M. GRAESER UST **8,772** 1.3%

STEPHANIE POORTENGA	UST	7,047	1.1%
PETER PONZETTI	GRN	6,564	1.0%
ERNIE WHITESIDE	LIB	5,918	0.9%
COLETTE MCLOGAN	NLP	5,006	0.8%
ALICE E. CHRISTIAN (WI)	NPA	9	0.0%

100.0% of precincts reporting.

These same results may also be obtained via:

- Election Telephone Hotline: 586.469.5209.
- 24-Hour Fax (Within MI): 1.888.99.CLERK (request document number 6710).
- 24-Hour Fax (Outside of MI): 1.310.575.5035 (request document number 6710).

www.MCNTV.com

webmaster@mcntv.com

[Click here to return to race list](#)

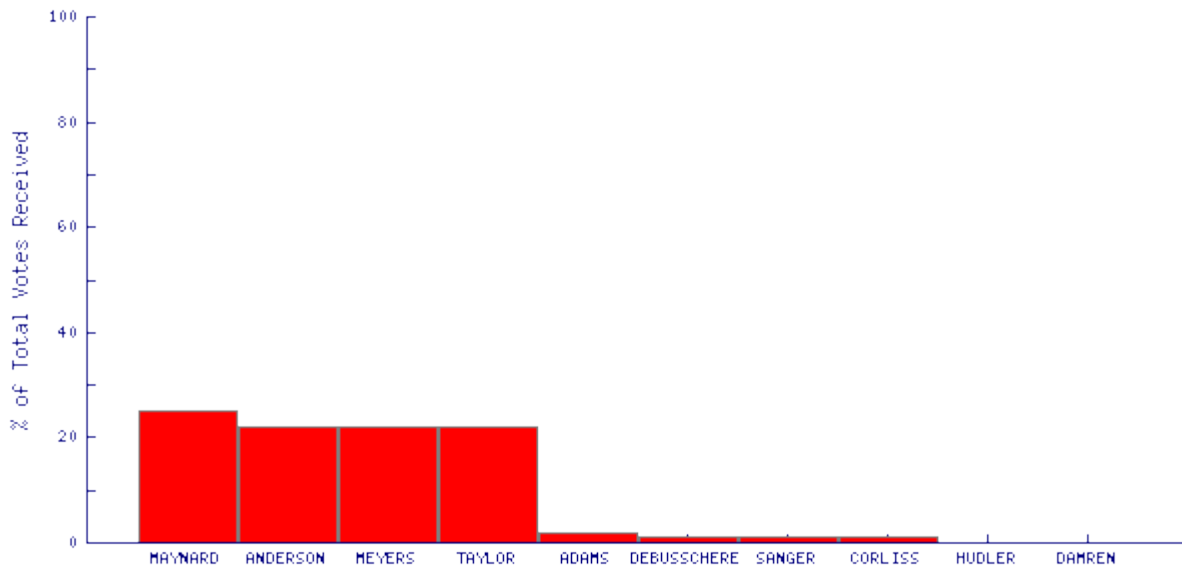


Regent of University of Michigan

Two 8-year terms

ONLY Macomb County Official Election Results

View [precinct breakdown](#) or [community totals](#).



OLIVIA P. MAYNARD DEM **161,679** 25.1%

PATRICK ANDERSON REP **146,836** 22.8%

CARL MEYERS REP **144,901** 22.5%

S. MARTIN TAYLOR DEM **144,091** 22.3%

KAREN ADAMS UST **13,611** 2.1%

MARY F. DEBUSSCHERE NLP **9,174** 1.4%

JOE SANGER	UST	7,088	1.1%
<hr/>			
MICHAEL R. CORLISS	LIB	7,062	1.1%
<hr/>			
JAMES LEWIS HUDLER	LIB	5,875	0.9%
<hr/>			
NATHANIEL DAMREN	GRN	4,507	0.7%
<hr/>			

100.0% of precincts reporting.

These same results may also be obtained via:

- Election Telephone Hotline: 586.469.5209.
- 24-Hour Fax (Within MI): 1.888.99.CLERK (request document number 6710).
- 24-Hour Fax (Outside of MI): 1.310.575.5035 (request document number 6710).

www.MCNTV.com

webmaster@mcntv.com

[Click here to return to race list](#)

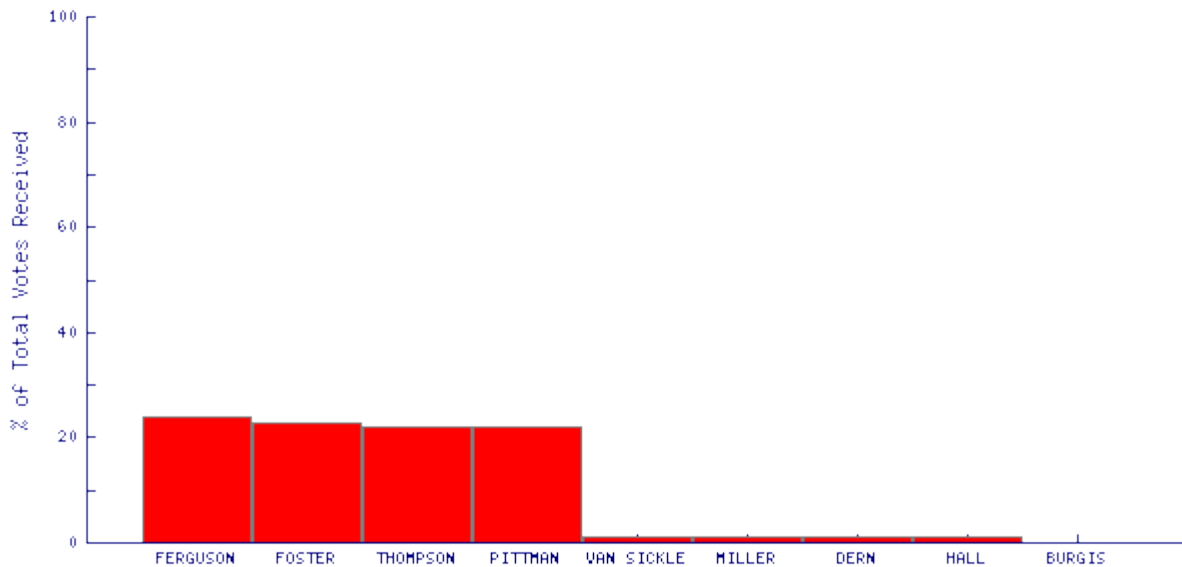


Trustee of Michigan State University

Two 8-year terms

ONLY Macomb County Official Election Results

View [precinct breakdown](#) or [community totals](#).



JOEL I. FERGUSON DEM **158,720** 24.7%

MELANIE FOSTER REP **152,360** 23.7%

PHIL THOMPSON DEM **146,839** 22.9%

RANDALL PITTMAN REP **142,524** 22.2%

CRYSTAL VAN SICKLE UST **11,905** 1.9%

MICHAEL H. MILLER LIB **8,885** 1.4%

KATHERINE DERN	NLP	8,408	1.3%
<hr/>			
BILL HALL	LIB	8,164	1.3%
<hr/>			
BENJAMIN ALAN BURGIS	GRN	4,747	0.7%
<hr/>			

100.0% of precincts reporting.

These same results may also be obtained via:

- Election Telephone Hotline: 586.469.5209.
- 24-Hour Fax (Within MI): 1.888.99.CLERK (request document number 6710).
- 24-Hour Fax (Outside of MI): 1.310.575.5035 (request document number 6710).

www.MCNTV.com

webmaster@mcntv.com

[Click here to return to race list](#)

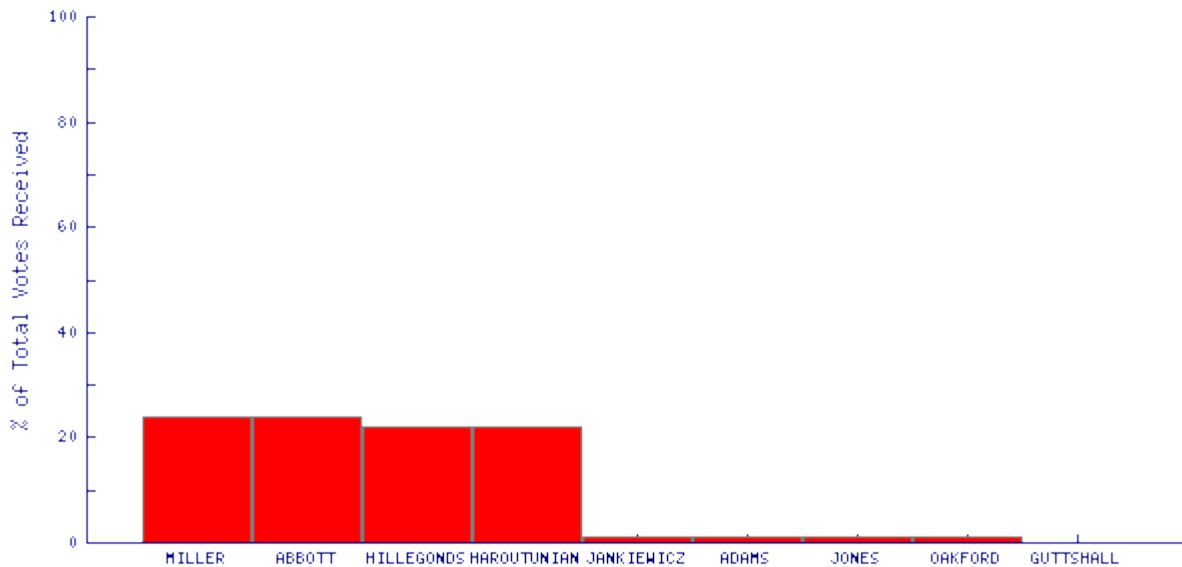


Governor of Wayne State University

Two 8-year terms

ONLY Macomb County Official Election Results

View [precinct breakdown](#) or [community totals](#).



ANNETTA MILLER DEM **155,185** 24.5%

TINA ABBOTT DEM **154,340** 24.4%

PAUL C. HILLEGONDS REP **143,386** 22.7%

SUSAN LICATA HAROUTUNIAN REP **139,623** 22.1%

JERRY JANKIEWICZ LIB **11,101** 1.8%

PHILIP A. ADAMS UST **9,019** 1.4%

THOMAS W. JONES	LIB	7,572	1.2%
KATHLEEN OAKFORD	NLP	7,300	1.2%
MARGARET GUTTSHALL	GRN	5,311	0.8%

100.0% of precincts reporting.

These same results may also be obtained via:

- Election Telephone Hotline: 586.469.5209.
- 24-Hour Fax (Within MI): 1.888.99.CLERK (request document number 6710).
- 24-Hour Fax (Outside of MI): 1.310.575.5035 (request document number 6710).

www.MCNTV.com

webmaster@mcntv.com

[Click here to return to race list](#)

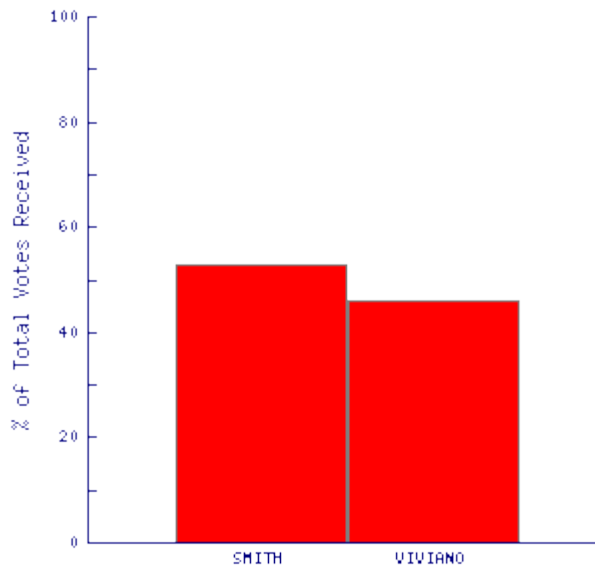


Prosecuting Attorney

One 4-year term

ONLY Macomb County Official Election Results

View [precinct breakdown](#) or [community totals](#).



ERIC J. SMITH DEM **201,923** 53.4%

DAVID VIVIANO REP **176,441** 46.6%

100.0% of precincts reporting.

These same results may also be obtained via:

- Election Telephone Hotline: 586.469.5209.
- 24-Hour Fax (Within MI): 1.888.99.CLERK (request document number 6710).
- 24-Hour Fax (Outside of MI): 1.310.575.5035 (request document number 6710).

www.MCNTV.com

webmaster@mcntv.com

[Click here to return to race list](#)

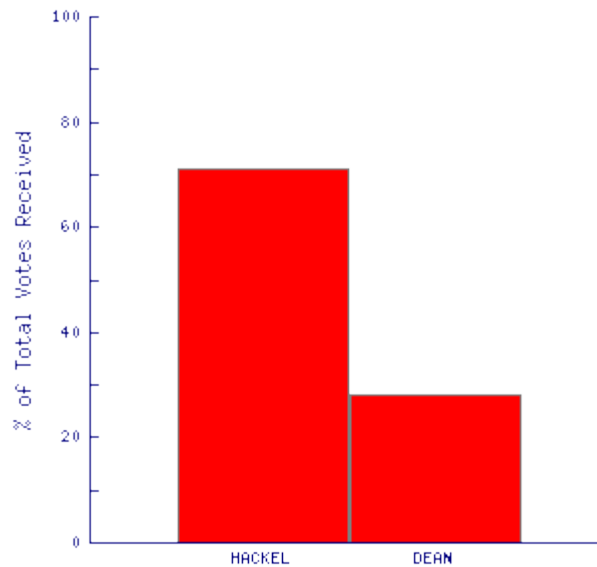


Sheriff

One 4-year term

ONLY Macomb County Official Election Results

View [precinct breakdown](#) or [community totals](#).



MARK A. HACKEL DEM **275,723** 71.9%

KRISTI DEAN REP **107,848** 28.1%

100.0% of precincts reporting.

These same results may also be obtained via:

- Election Telephone Hotline: 586.469.5209.
- 24-Hour Fax (Within MI): 1.888.99.CLERK (request document number 6710).
- 24-Hour Fax (Outside of MI): 1.310.575.5035 (request document number 6710).

www.MCNTV.com

webmaster@mcntv.com

[Click here to return to race list](#)

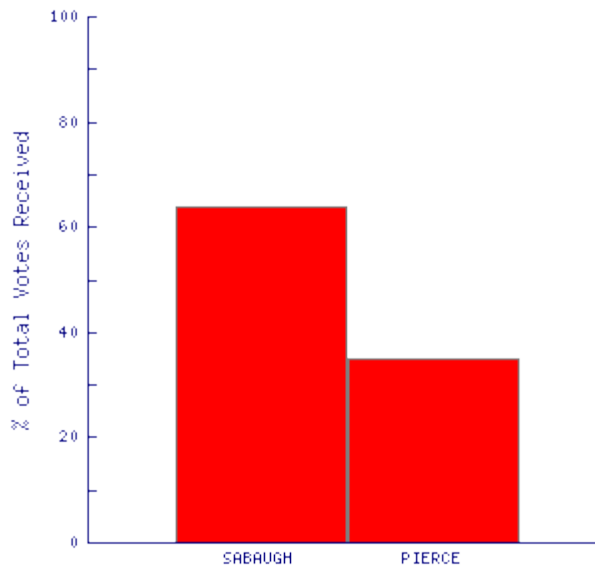


Clerk/Register of Deeds

One 4-year term

ONLY Macomb County Official Election Results

View [precinct breakdown](#) or [community totals](#).



CARMELLA SABAUGH DEM 235,664 64.4%

CHARLES PIERCE REP 130,291 35.6%

100.0% of precincts reporting.

These same results may also be obtained via:

- Election Telephone Hotline: 586.469.5209.
- 24-Hour Fax (Within MI): 1.888.99.CLERK (request document number 6710).
- 24-Hour Fax (Outside of MI): 1.310.575.5035 (request document number 6710).

www.MCNTV.com

webmaster@mcntv.com

[Click here to return to race list](#)

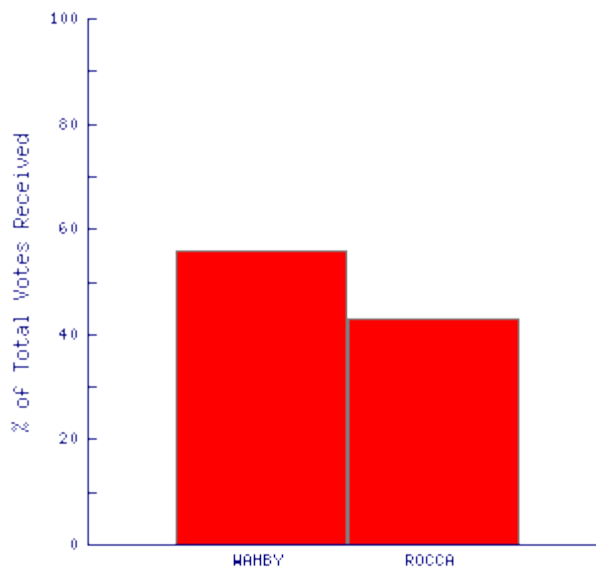


Treasurer

One 4-year term

ONLY Macomb County Official Election Results

View [precinct breakdown](#) or [community totals](#).



TED B. WAHBY DEM **204,165** 56.5%

LAWRENCE ROCCA REP **157,323** 43.5%

100.0% of precincts reporting.

These same results may also be obtained via:

- Election Telephone Hotline: 586.469.5209.
- 24-Hour Fax (Within MI): 1.888.99.CLERK (request document number 6710).
- 24-Hour Fax (Outside of MI): 1.310.575.5035 (request document number 6710).

www.MCNTV.com

webmaster@mcntv.com

[Click here to return to race list](#)

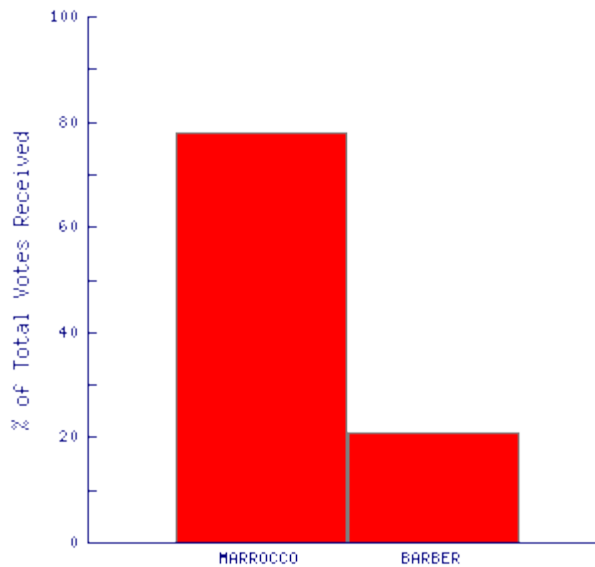


Public Works Commissioner

One 4-year term

ONLY Macomb County Official Election Results

View [precinct breakdown](#) or [community totals](#).



ANTHONY V. MARROCCO DEM **228,994** **78.5%**

MICHAEL M. BARBER NPA **62,666** **21.5%**

100.0% of precincts reporting.

These same results may also be obtained via:

- Election Telephone Hotline: 586.469.5209.
- 24-Hour Fax (Within MI): 1.888.99.CLERK (request document number 6710).
- 24-Hour Fax (Outside of MI): 1.310.575.5035 (request document number 6710).

www.MCNTV.com

webmaster@mcntv.com

[Click here to return to race list](#)

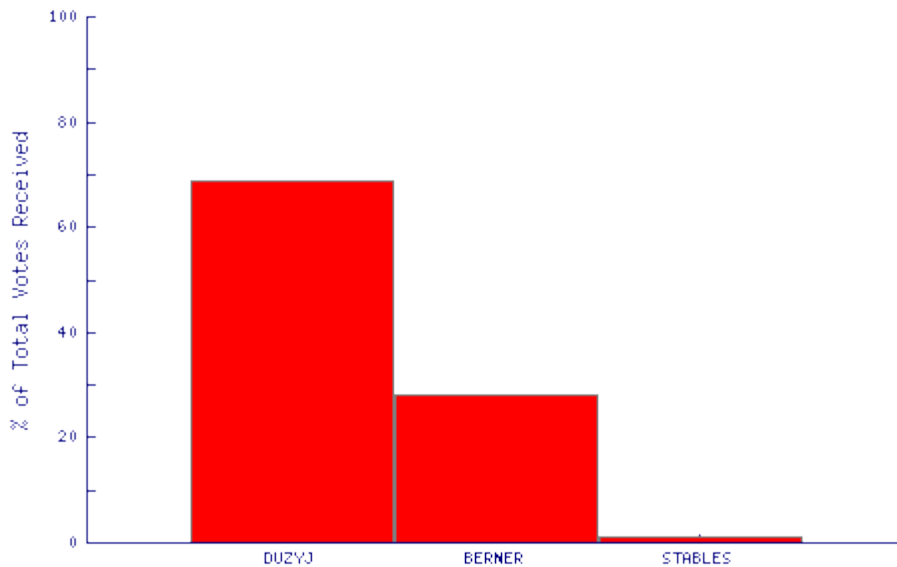


County Commission 1st District

One 2-year term

ONLY Macomb County Official Election Results

View [precinct breakdown](#) or [community totals](#).



ANDREY DUZYJ DEM **7,198** **69.6%**

ANDREW W. BERNER REP **2,976** **28.8%**

PAUL STABLES LIB **165** **1.6%**

100.0% of precincts reporting.

These same results may also be obtained via:

- Election Telephone Hotline: 586.469.5209.

- 24-Hour Fax (Within MI): 1.888.99.CLERK (request document number 6710).
- 24-Hour Fax (Outside of MI): 1.310.575.5035 (request document number 6710).

www.MCNTV.com

webmaster@mcntv.com

[Click here to return to race list](#)

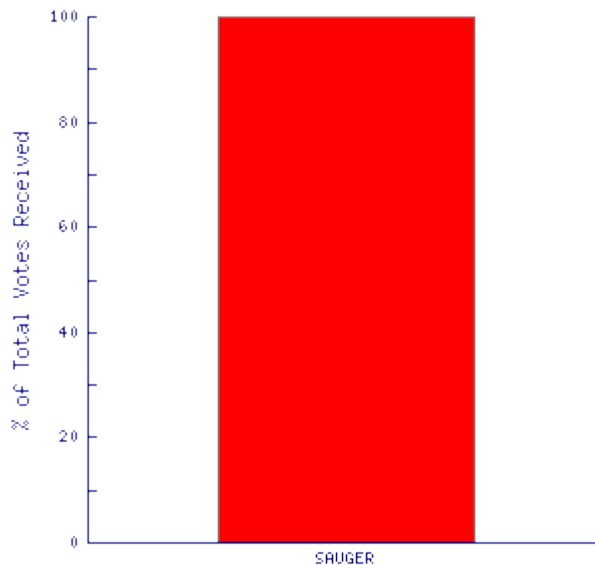


County Commission 2nd District

One 2-year term

ONLY Macomb County Official Election Results

View [precinct breakdown](#) or [community totals](#).



MARVIN E. SAUGER DEM 7,159 100.0%

100.0% of precincts reporting.

These same results may also be obtained via:

- Election Telephone Hotline: 586.469.5209.
- 24-Hour Fax (Within MI): 1.888.99.CLERK (request document number 6710).
- 24-Hour Fax (Outside of MI): 1.310.575.5035 (request document number 6710).

www.MCNTV.com

webmaster@mcntv.com

[Click here to return to race list](#)

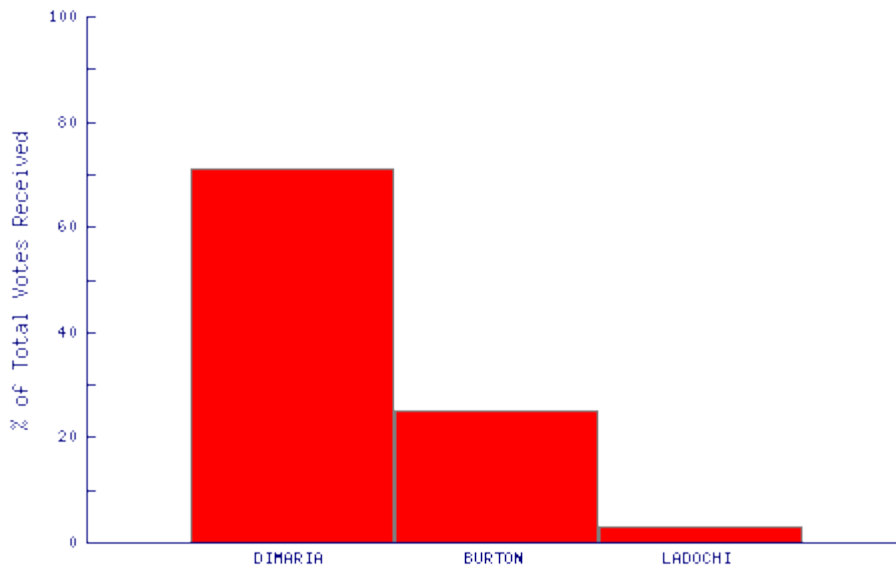


County Commission 3rd District

One 2-year term

ONLY Macomb County Official Election Results

View [precinct breakdown](#) or [community totals](#).



PHILLIP A. DIMARIA DEM **9,114** **71.2%**

LARRY BURTON REP **3,240** **25.3%**

LISA A. LADOCHI LIB **443** **3.5%**

100.0% of precincts reporting.

These same results may also be obtained via:

- Election Telephone Hotline: 586.469.5209.

- 24-Hour Fax (Within MI): 1.888.99.CLERK (request document number 6710).
- 24-Hour Fax (Outside of MI): 1.310.575.5035 (request document number 6710).

www.MCNTV.com

webmaster@mcntv.com

[Click here to return to race list](#)

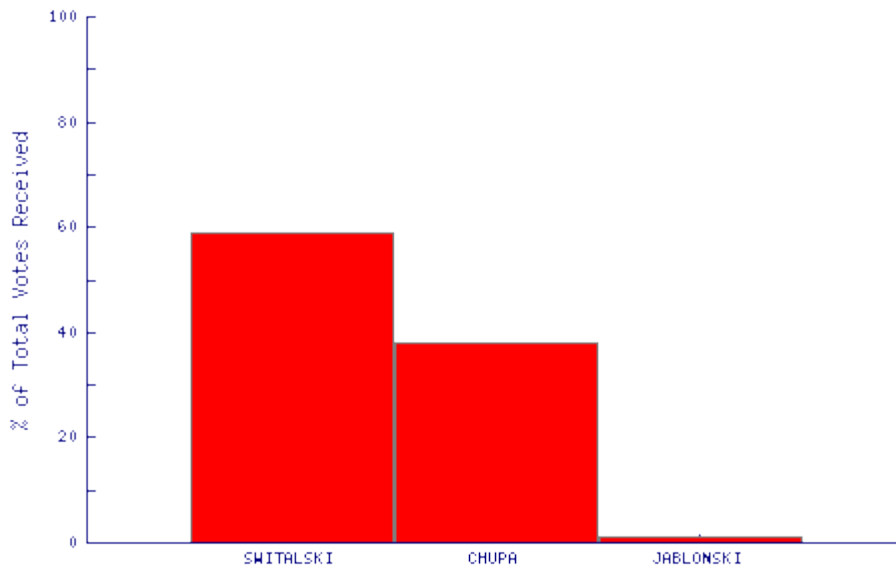


County Commission 4th District

One 2-year term

ONLY Macomb County Official Election Results

View [precinct breakdown](#) or [community totals](#).



JON M. SWITALSKI DEM **8,261** 59.7%

MICHAEL W. CHUPA REP **5,324** 38.4%

MICHAEL JABLONSKI LIB **264** 1.9%

100.0% of precincts reporting.

These same results may also be obtained via:

- Election Telephone Hotline: 586.469.5209.

- 24-Hour Fax (Within MI): 1.888.99.CLERK (request document number 6710).
- 24-Hour Fax (Outside of MI): 1.310.575.5035 (request document number 6710).

www.MCNTV.com

webmaster@mcntv.com

[Click here to return to race list](#)

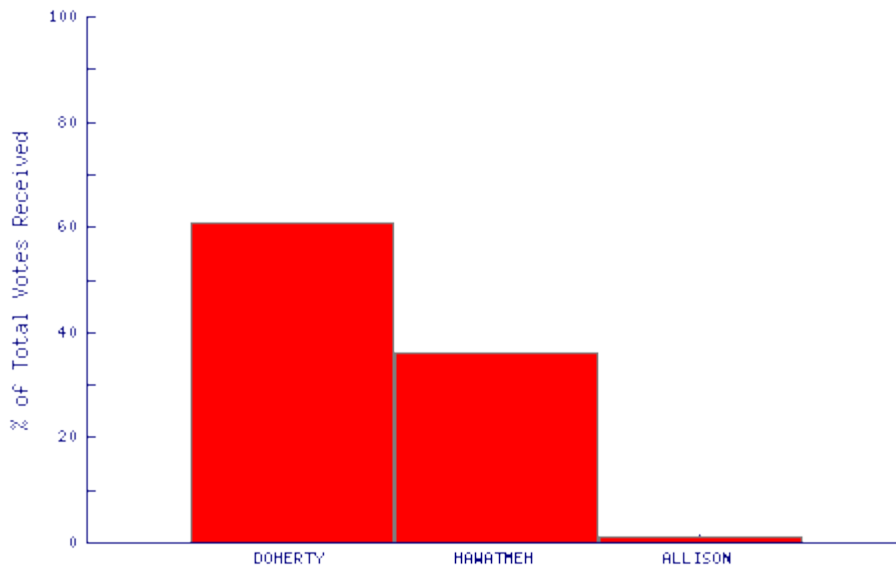


County Commission 5th District

One 2-year term

ONLY Macomb County Official Election Results

View [precinct breakdown](#) or [community totals](#).



SUSAN L. DOHERTY DEM **8,528** 61.7%

NICOLA HAWATMEH REP **5,070** 36.7%

JAMES ALLISON LIB **224** 1.6%

100.0% of precincts reporting.

These same results may also be obtained via:

- Election Telephone Hotline: 586.469.5209.

- 24-Hour Fax (Within MI): 1.888.99.CLERK (request document number 6710).
- 24-Hour Fax (Outside of MI): 1.310.575.5035 (request document number 6710).

www.MCNTV.com

webmaster@mcntv.com

[Click here to return to race list](#)

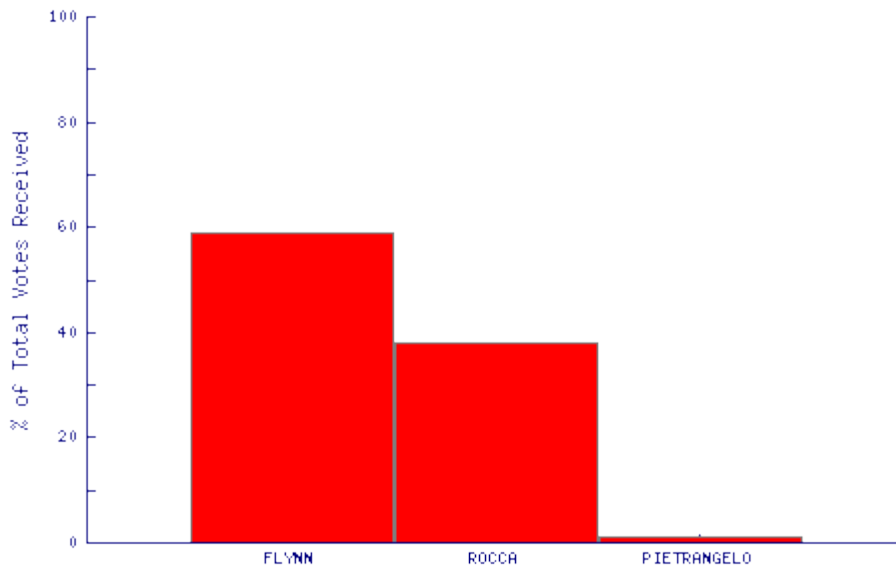


County Commission 6th District

One 2-year term

ONLY Macomb County Official Election Results

View [precinct breakdown](#) or [community totals](#).



JOAN FLYNN DEM **8,635** 59.8%

FRANK ANTHONY ROCCA REP **5,549** 38.5%

LAUREL PIETRANGELO LIB **244** 1.7%

100.0% of precincts reporting.

These same results may also be obtained via:

- Election Telephone Hotline: 586.469.5209.

- 24-Hour Fax (Within MI): 1.888.99.CLERK (request document number 6710).
- 24-Hour Fax (Outside of MI): 1.310.575.5035 (request document number 6710).

www.MCNTV.com

webmaster@mcntv.com

[Click here to return to race list](#)

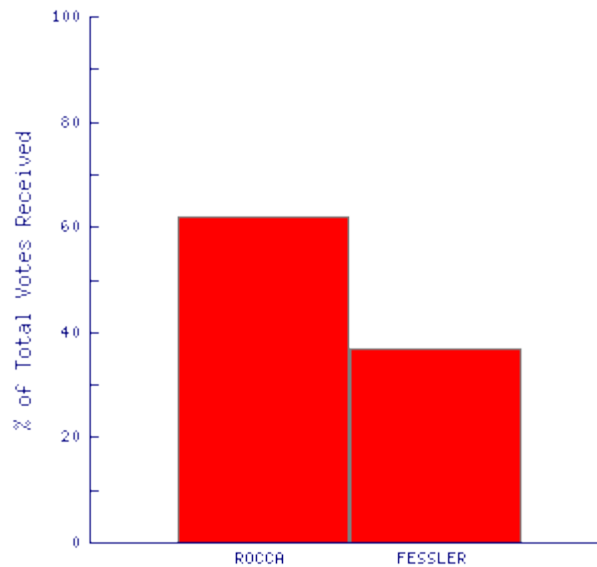


County Commission 7th District

One 2-year term

ONLY Macomb County Official Election Results

View [precinct breakdown](#) or [community totals](#).



SUE ROCCA REP **9,006** **62.4%**

ROSE MARIE FESSLER DEM **5,424** **37.6%**

100.0% of precincts reporting.

These same results may also be obtained via:

- Election Telephone Hotline: 586.469.5209.
- 24-Hour Fax (Within MI): 1.888.99.CLERK (request document number 6710).
- 24-Hour Fax (Outside of MI): 1.310.575.5035 (request document number 6710).

www.MCNTV.com

webmaster@mcntv.com

[Click here to return to race list](#)

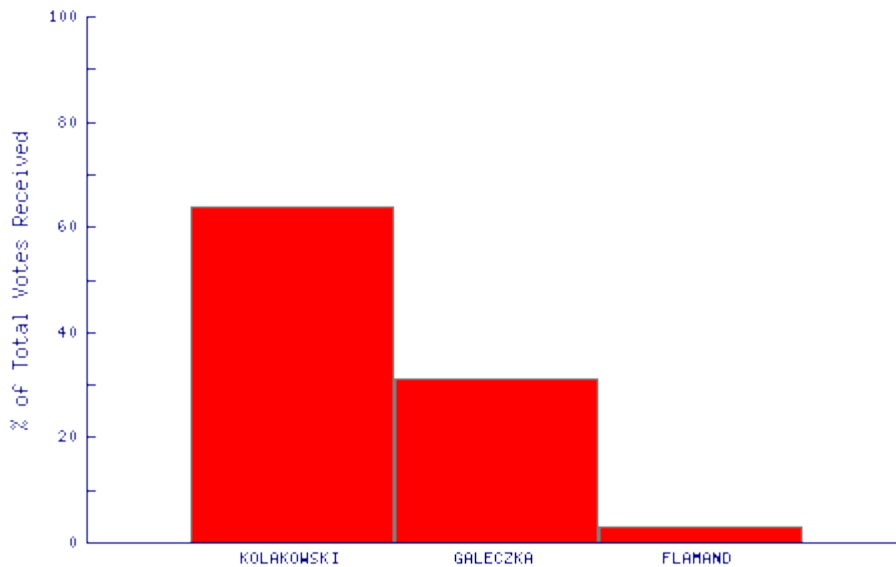


County Commission 8th District

One 2-year term

ONLY Macomb County Official Election Results

View [precinct breakdown](#) or [community totals](#).



DIANA J. KOLAKOWSKI DEM **7,076** **64.6%**

NORBERT GALECZKA REP **3,465** **31.6%**

DANIEL J. FLAMAND LIB **413** **3.8%**

100.0% of precincts reporting.

These same results may also be obtained via:

- Election Telephone Hotline: 586.469.5209.

- 24-Hour Fax (Within MI): 1.888.99.CLERK (request document number 6710).
- 24-Hour Fax (Outside of MI): 1.310.575.5035 (request document number 6710).

www.MCNTV.com

webmaster@mcntv.com

[Click here to return to race list](#)

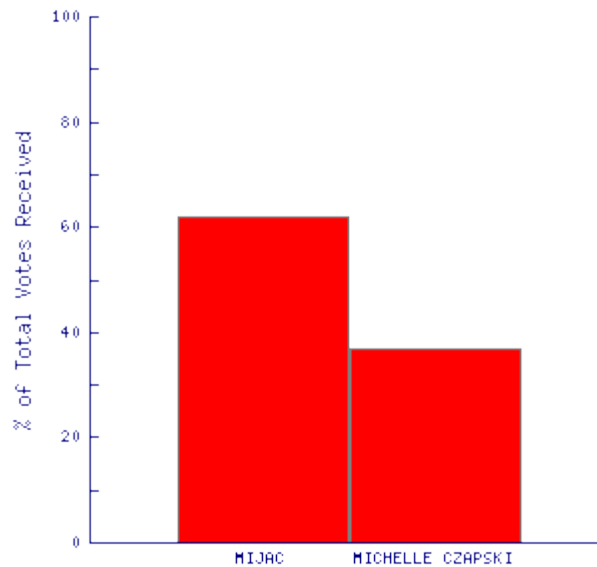


County Commission 9th District

One 2-year term

ONLY Macomb County Official Election Results

View [precinct breakdown](#) or [community totals](#).



ROBERT MIJAC

DEM **7,724** 62.9%

VICTORIA MICHELLE CZAPSKI REP **4,565** 37.1%

100.0% of precincts reporting.

These same results may also be obtained via:

- Election Telephone Hotline: 586.469.5209.
- 24-Hour Fax (Within MI): 1.888.99.CLERK (request document number 6710).
- 24-Hour Fax (Outside of MI): 1.310.575.5035 (request document number 6710).

www.MCNTV.com

webmaster@mcntv.com

[Click here to return to race list](#)

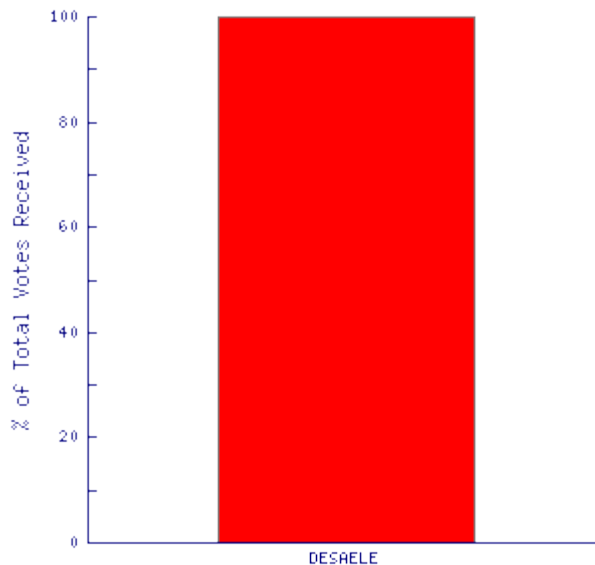


County Commission 10th District

One 2-year term

ONLY Macomb County Official Election Results

View [precinct breakdown](#) or [community totals](#).



PHILIS DESAELE REP 9,639 100.0%

100.0% of precincts reporting.

These same results may also be obtained via:

- Election Telephone Hotline: 586.469.5209.
- 24-Hour Fax (Within MI): 1.888.99.CLERK (request document number 6710).
- 24-Hour Fax (Outside of MI): 1.310.575.5035 (request document number 6710).

www.MCNTV.com

webmaster@mcntv.com

[Click here to return to race list](#)

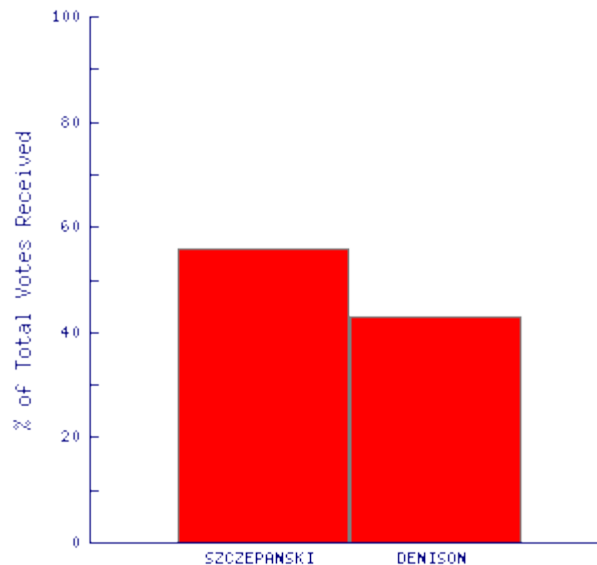


County Commission 11th District

One 2-year term

ONLY Macomb County Official Election Results

View [precinct breakdown](#) or [community totals](#).



ED SZCZEPANSKI REP **7,086** 56.6%

ROBERT DENISON DEM **5,434** 43.4%

100.0% of precincts reporting.

These same results may also be obtained via:

- Election Telephone Hotline: 586.469.5209.
- 24-Hour Fax (Within MI): 1.888.99.CLERK (request document number 6710).
- 24-Hour Fax (Outside of MI): 1.310.575.5035 (request document number 6710).

www.MCNTV.com

webmaster@mcntv.com

[Click here to return to race list](#)

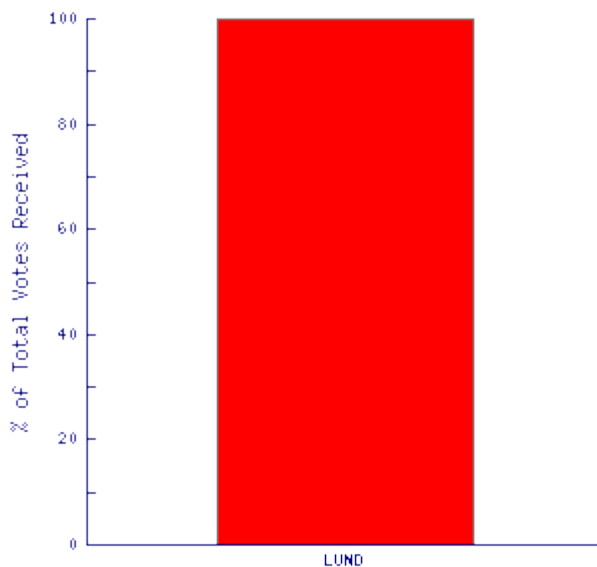


County Commission 12th District

One 2-year term

ONLY Macomb County Official Election Results

View [precinct breakdown](#) or [community totals](#).



PETER J. LUND REP 12,002 100.0%

100.0% of precincts reporting.

These same results may also be obtained via:

- Election Telephone Hotline: 586.469.5209.
- 24-Hour Fax (Within MI): 1.888.99.CLERK (request document number 6710).
- 24-Hour Fax (Outside of MI): 1.310.575.5035 (request document number 6710).

www.MCNTV.com

webmaster@mcntv.com

[Click here to return to race list](#)

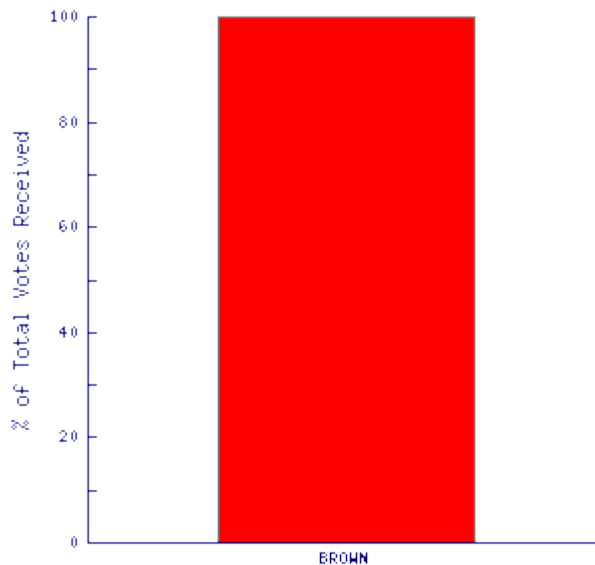


County Commission 13th District

One 2-year term

ONLY Macomb County Official Election Results

View [precinct breakdown](#) or [community totals](#).



DON BROWN REP 12,860 100.0%

100.0% of precincts reporting.

These same results may also be obtained via:

- Election Telephone Hotline: 586.469.5209.
- 24-Hour Fax (Within MI): 1.888.99.CLERK (request document number 6710).
- 24-Hour Fax (Outside of MI): 1.310.575.5035 (request document number 6710).

www.MCNTV.com

webmaster@mcntv.com

[Click here to return to race list](#)

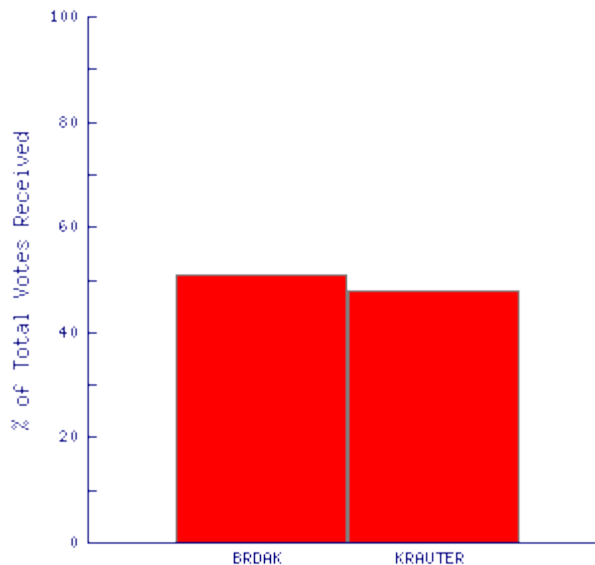


County Commission 14th District

One 2-year term

ONLY Macomb County Official Election Results

View [precinct breakdown](#) or [community totals](#).



BRIAN BRDAK DEM **7,782** **51.7%**

PATI KRAUTER REP **7,261** **48.3%**

100.0% of precincts reporting.

These same results may also be obtained via:

- Election Telephone Hotline: 586.469.5209.
- 24-Hour Fax (Within MI): 1.888.99.CLERK (request document number 6710).
- 24-Hour Fax (Outside of MI): 1.310.575.5035 (request document number 6710).

www.MCNTV.com

webmaster@mcntv.com

[Click here to return to race list](#)

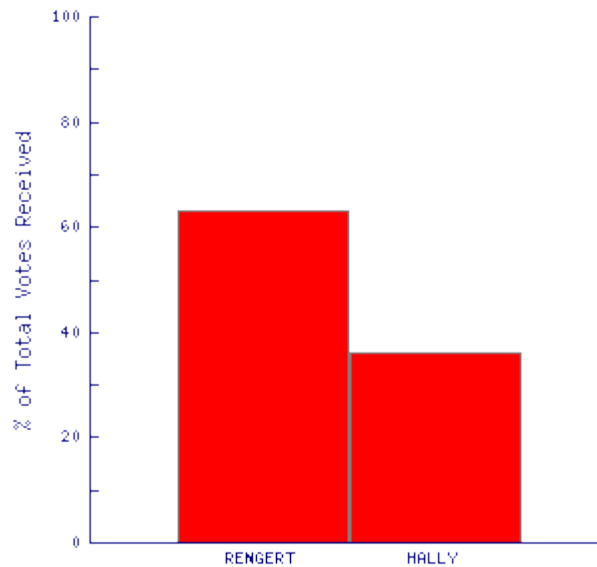


County Commission 15th District

One 2-year term

ONLY Macomb County Official Election Results

View [precinct breakdown](#) or [community totals](#).



KEITH L. RENGERT REP **11,002** **63.1%**

SUSAN HALLY DEM **6,422** **36.9%**

100.0% of precincts reporting.

These same results may also be obtained via:

- Election Telephone Hotline: 586.469.5209.
- 24-Hour Fax (Within MI): 1.888.99.CLERK (request document number 6710).
- 24-Hour Fax (Outside of MI): 1.310.575.5035 (request document number 6710).

www.MCNTV.com

webmaster@mcntv.com

[Click here to return to race list](#)

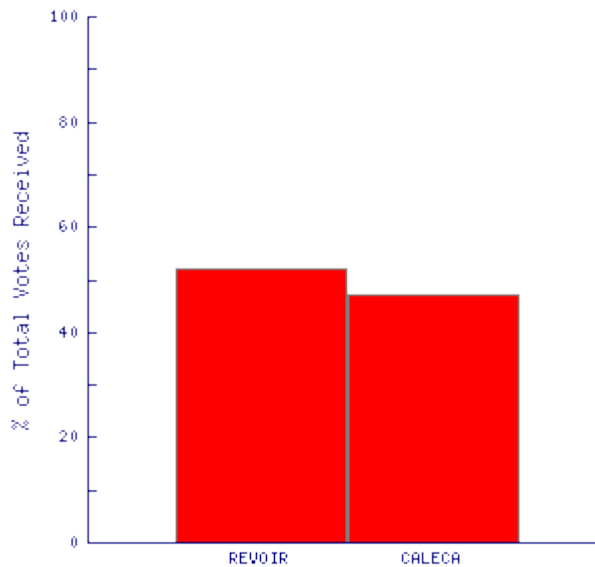


County Commission 16th District

One 2-year term

ONLY Macomb County Official Election Results

View [precinct breakdown](#) or [community totals](#).



WILLIAM J. REVOIR REP **6,743** 52.8%

TONY CALECA DEM **6,028** 47.2%

100.0% of precincts reporting.

These same results may also be obtained via:

- Election Telephone Hotline: 586.469.5209.
- 24-Hour Fax (Within MI): 1.888.99.CLERK (request document number 6710).
- 24-Hour Fax (Outside of MI): 1.310.575.5035 (request document number 6710).

www.MCNTV.com

webmaster@mcntv.com

[Click here to return to race list](#)

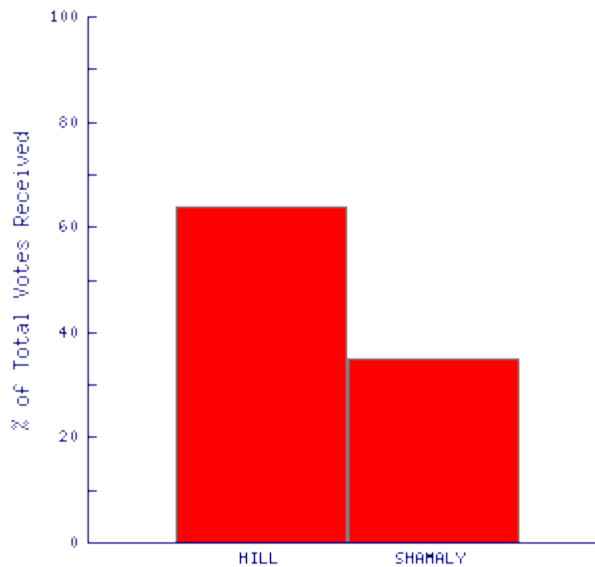


County Commission 17th District

One 2-year term

ONLY Macomb County Official Election Results

View [precinct breakdown](#) or [community totals](#).



BOBBY L. HILL DEM **8,413** **64.5%**

JAMES MICHAEL SHAMALY REP **4,629** **35.5%**

100.0% of precincts reporting.

These same results may also be obtained via:

- Election Telephone Hotline: 586.469.5209.
- 24-Hour Fax (Within MI): 1.888.99.CLERK (request document number 6710).
- 24-Hour Fax (Outside of MI): 1.310.575.5035 (request document number 6710).

www.MCNTV.com

webmaster@mcntv.com

[Click here to return to race list](#)

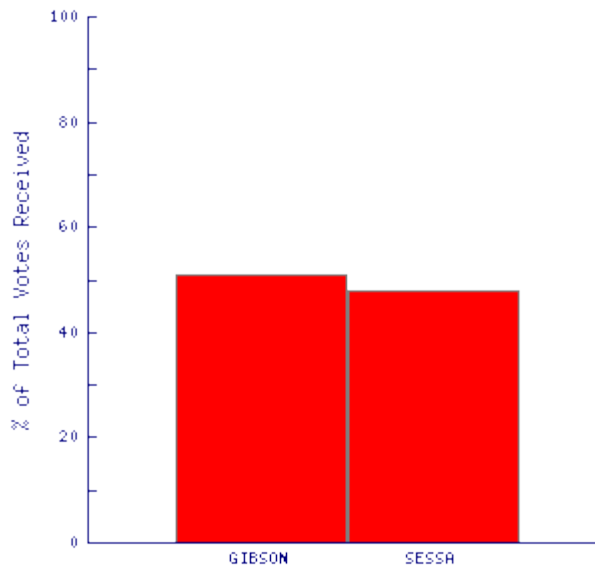


County Commission 18th District

One 2-year term

ONLY Macomb County Official Election Results

View [precinct breakdown](#) or [community totals](#).



BOB GIBSON DEM **7,511** **51.8%**

MICHAEL C. SESSA REP **6,981** **48.2%**

100.0% of precincts reporting.

These same results may also be obtained via:

- Election Telephone Hotline: 586.469.5209.
- 24-Hour Fax (Within MI): 1.888.99.CLERK (request document number 6710).
- 24-Hour Fax (Outside of MI): 1.310.575.5035 (request document number 6710).

www.MCNTV.com

webmaster@mcntv.com

[Click here to return to race list](#)

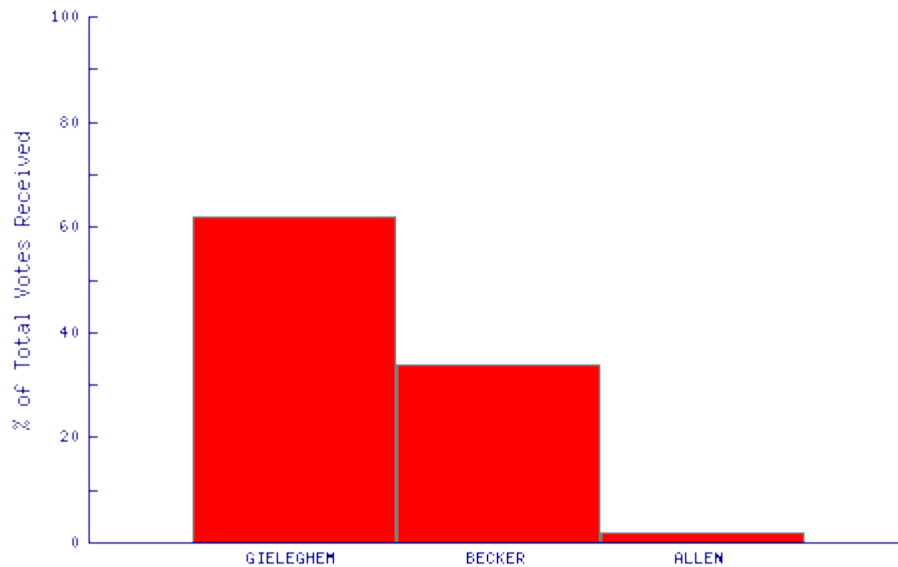


County Commission 19th District

One 2-year term

ONLY Macomb County Official Election Results

View [precinct breakdown](#) or [community totals](#).



PAUL GIELEGHEM DEM **9,214** **62.5%**

DELPHINE BECKER REP **5,107** **34.7%**

SCOTT W. ALLEN LIB **413** **2.8%**

100.0% of precincts reporting.

These same results may also be obtained via:

- Election Telephone Hotline: 586.469.5209.

- 24-Hour Fax (Within MI): 1.888.99.CLERK (request document number 6710).
- 24-Hour Fax (Outside of MI): 1.310.575.5035 (request document number 6710).

www.MCNTV.com

webmaster@mcntv.com

[Click here to return to race list](#)

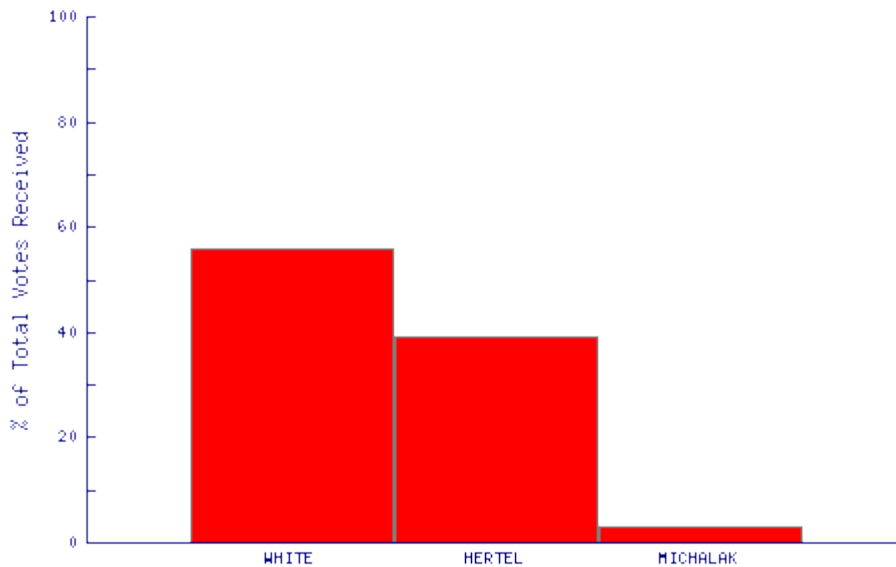


County Commission 20th District

One 2-year term

ONLY Macomb County Official Election Results

View [precinct breakdown](#) or [community totals](#).



NANCY M. WHITE DEM **7,522** **57.0%**

WILLIAM A. HERTEL REP **5,217** **39.5%**

NICOLE MICHALAK LIB **465** **3.5%**

100.0% of precincts reporting.

These same results may also be obtained via:

- Election Telephone Hotline: 586.469.5209.

- 24-Hour Fax (Within MI): 1.888.99.CLERK (request document number 6710).
- 24-Hour Fax (Outside of MI): 1.310.575.5035 (request document number 6710).

www.MCNTV.com

webmaster@mcntv.com

[Click here to return to race list](#)

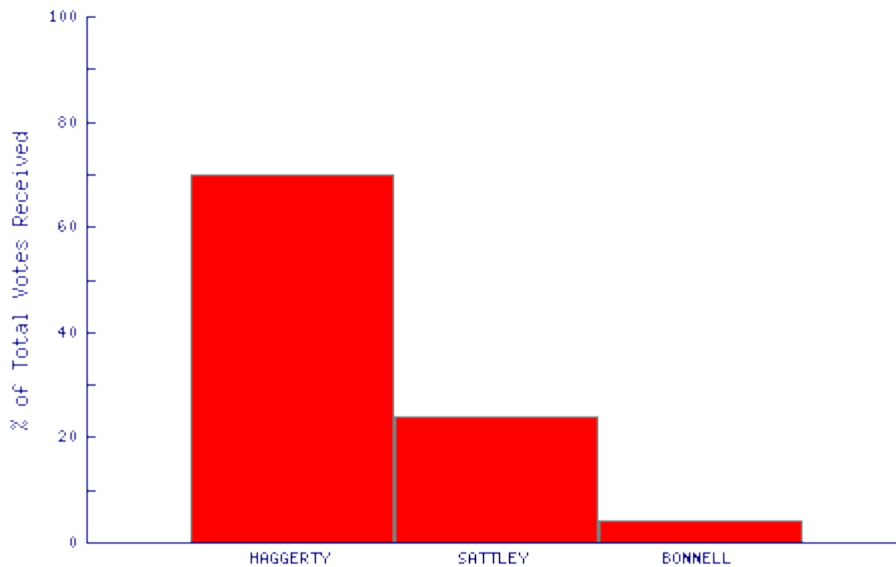


County Commission 21st District

One 2-year term

ONLY Macomb County Official Election Results

View [precinct breakdown](#) or [community totals](#).



LEONARD HAGGERTY DEM **8,478** 70.5%

BEULAH L. SATTLEY REP **2,957** 24.6%

JOHN C. BONNELL LIB **596** 5.0%

100.0% of precincts reporting.

These same results may also be obtained via:

- Election Telephone Hotline: 586.469.5209.

- 24-Hour Fax (Within MI): 1.888.99.CLERK (request document number 6710).
- 24-Hour Fax (Outside of MI): 1.310.575.5035 (request document number 6710).

www.MCNTV.com

webmaster@mcntv.com

[Click here to return to race list](#)

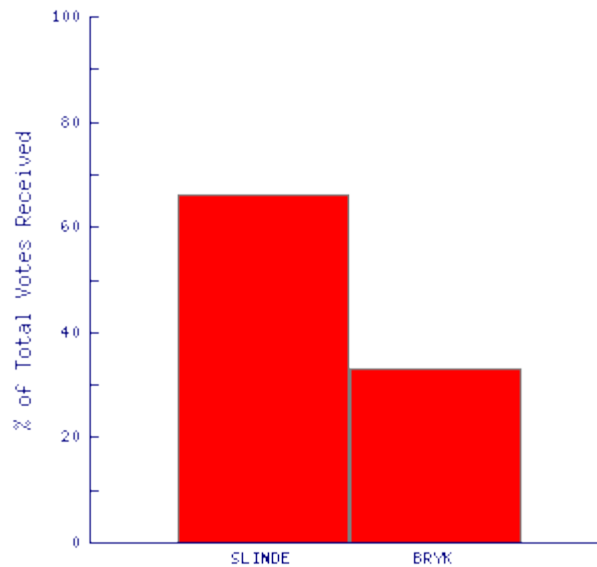


County Commission 22nd District

One 2-year term

ONLY Macomb County Official Election Results

View [precinct breakdown](#) or [community totals](#).



BETTY SLINDE DEM **7,369** **66.2%**

MARLENE D. BRYK REP **3,766** **33.8%**

100.0% of precincts reporting.

These same results may also be obtained via:

- Election Telephone Hotline: 586.469.5209.
- 24-Hour Fax (Within MI): 1.888.99.CLERK (request document number 6710).
- 24-Hour Fax (Outside of MI): 1.310.575.5035 (request document number 6710).

www.MCNTV.com

webmaster@mcntv.com

[Click here to return to race list](#)

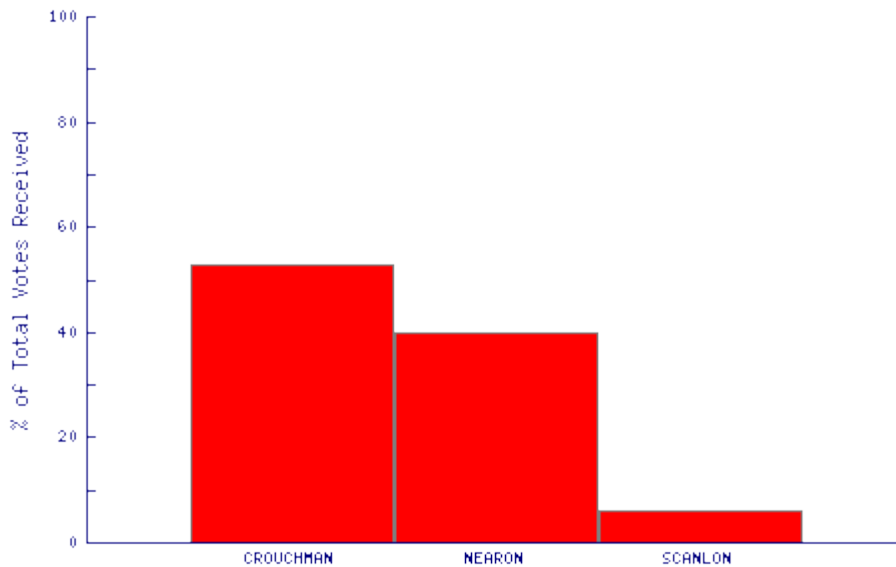


County Commission 23rd District

One 2-year term

ONLY Macomb County Official Election Results

View [precinct breakdown](#) or [community totals](#).



WILLIAM A. CROUCHMAN DEM **8,841** **53.2%**

JANICE M. NEARON REP **6,663** **40.1%**

JAMES BRIAN SCANLON NPA **1,102** **6.6%**

100.0% of precincts reporting.

These same results may also be obtained via:

- Election Telephone Hotline: 586.469.5209.

- 24-Hour Fax (Within MI): 1.888.99.CLERK (request document number 6710).
- 24-Hour Fax (Outside of MI): 1.310.575.5035 (request document number 6710).

www.MCNTV.com

webmaster@mcntv.com

[Click here to return to race list](#)

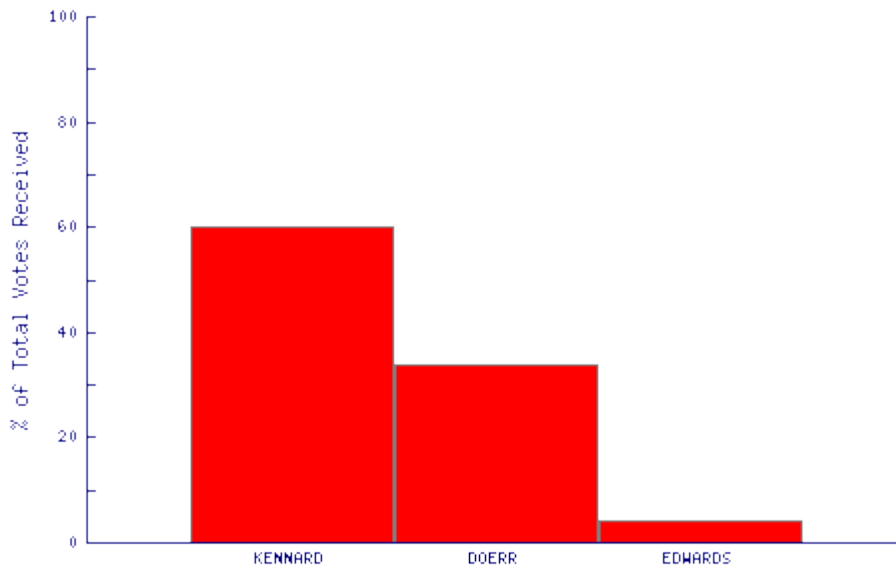


County Commission 24th District

One 2-year term

ONLY Macomb County Official Election Results

View [precinct breakdown](#) or [community totals](#).



PEGGY A. KENNARD DEM **9,858** **60.8%**

JACK A. DOERR REP **5,556** **34.3%**

KEITH P. EDWARDS LIB **799** **4.9%**

100.0% of precincts reporting.

These same results may also be obtained via:

- Election Telephone Hotline: 586.469.5209.

- 24-Hour Fax (Within MI): 1.888.99.CLERK (request document number 6710).
- 24-Hour Fax (Outside of MI): 1.310.575.5035 (request document number 6710).

www.MCNTV.com

webmaster@mcntv.com

[Click here to return to race list](#)

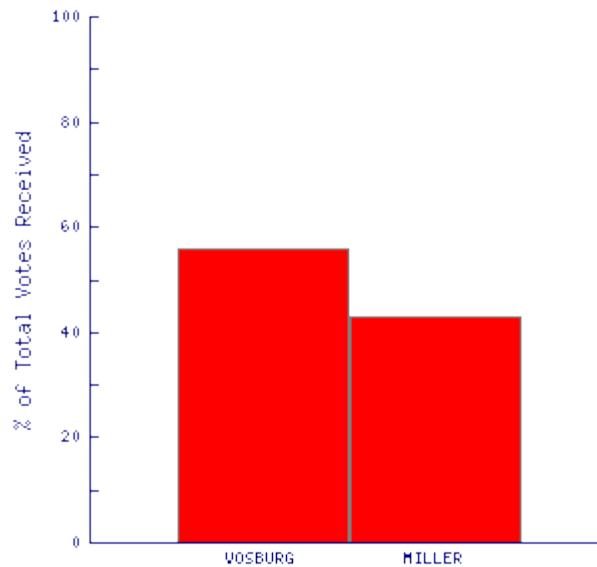


County Commission 25th District

One 2-year term

ONLY Macomb County Official Election Results

View [precinct breakdown](#) or [community totals](#).



KATHY D. VOSBURG REP **7,503** 56.8%

JOE MILLER DEM **5,697** 43.2%

100.0% of precincts reporting.

These same results may also be obtained via:

- Election Telephone Hotline: 586.469.5209.
- 24-Hour Fax (Within MI): 1.888.99.CLERK (request document number 6710).
- 24-Hour Fax (Outside of MI): 1.310.575.5035 (request document number 6710).

www.MCNTV.com

webmaster@mcntv.com

[Click here to return to race list](#)

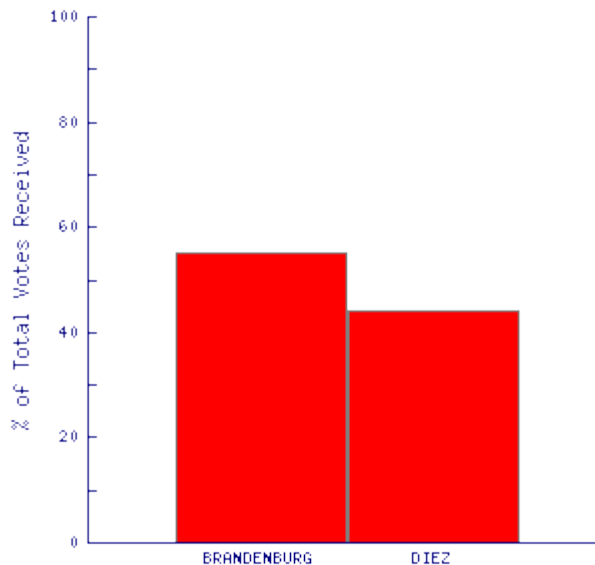


County Commission 26th District

One 2-year term

ONLY Macomb County Official Election Results

View [precinct breakdown](#) or [community totals](#).



NICHOLYN ANN BRANDENBURG REP **9,887** 55.3%

JAMES DIEZ DEM **8,001** 44.7%

100.0% of precincts reporting.

These same results may also be obtained via:

- Election Telephone Hotline: 586.469.5209.
- 24-Hour Fax (Within MI): 1.888.99.CLERK (request document number 6710).
- 24-Hour Fax (Outside of MI): 1.310.575.5035 (request document number 6710).

www.MCNTV.com

webmaster@mcntv.com

[Click here to return to race list](#)

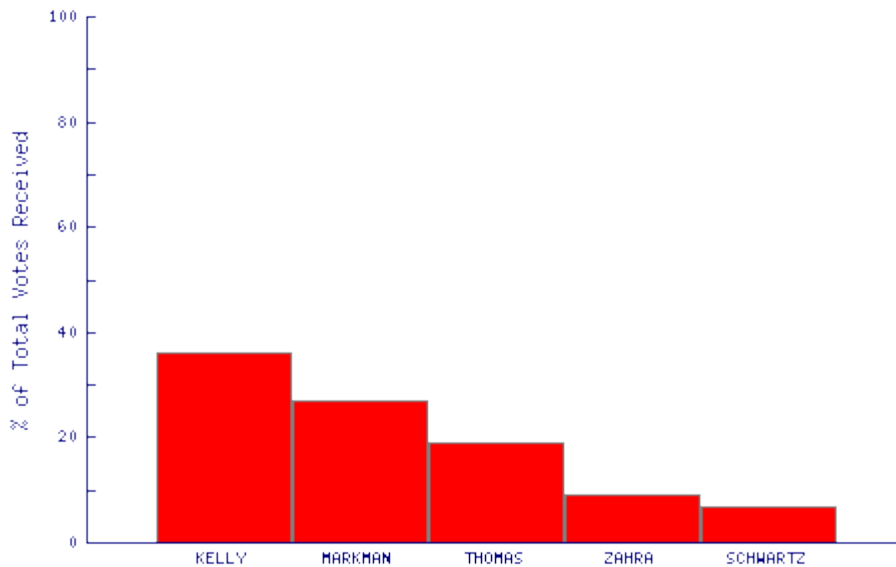


Supreme Court Justice

Two 8-year terms

ONLY Macomb County Official Election Results

View [precinct breakdown](#) or [community totals](#).



MARILYN KELLY **179,685** **36.5%**

STEPHEN J. MARKMAN **133,552** **27.2%**

DEBORAH THOMAS **94,170** **19.2%**

BRIAN KEITH ZAHRA **45,572** **9.3%**

LEONARD SCHWARTZ **38,707** **7.9%**

100.0% of precincts reporting.

These same results may also be obtained via:

- Election Telephone Hotline: 586.469.5209.
- 24-Hour Fax (Within MI): 1.888.99.CLERK (request document number 6710).
- 24-Hour Fax (Outside of MI): 1.310.575.5035 (request document number 6710).

www.MCNTV.com

webmaster@mcntv.com

[Click here to return to race list](#)

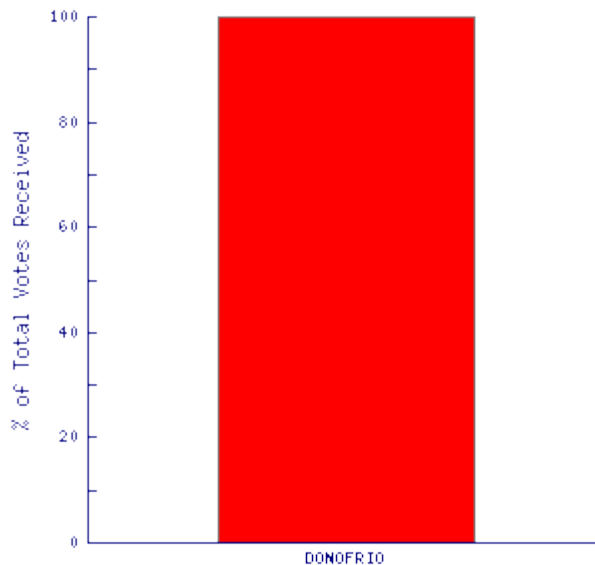


2nd District Judge of the Court of Appeals (Incumbent)

One 6-year term

ONLY Macomb County Official Election Results

View [precinct breakdown](#) or [community totals](#).



PAT DONOFRIO 214,245 100.0%

100.0% of precincts reporting.

These same results may also be obtained via:

- Election Telephone Hotline: 586.469.5209.
- 24-Hour Fax (Within MI): 1.888.99.CLERK (request document number 6710).
- 24-Hour Fax (Outside of MI): 1.310.575.5035 (request document number 6710).

www.MCNTV.com

webmaster@mcntv.com

[Click here to return to race list](#)

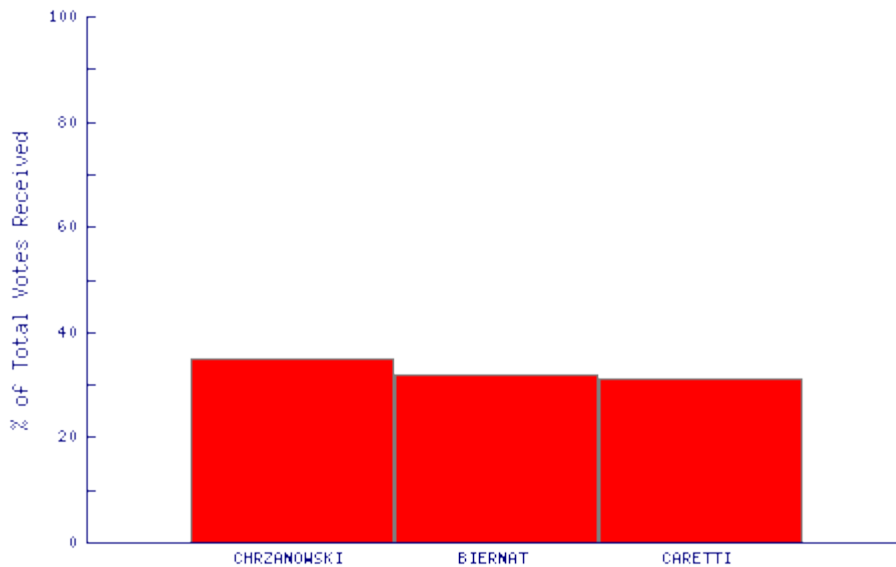


16th Circuit Court Judge (Incumbent)

Three 6-year terms

ONLY Macomb County Official Election Results

View [precinct breakdown](#) or [community totals](#).



MARY A. CHRZANOWSKI 186,074 35.9%

JAMES M. BIERNAT 166,379 32.1%

RICHARD L. CARETTI 165,179 31.9%

100.0% of precincts reporting.

These same results may also be obtained via:

- Election Telephone Hotline: 586.469.5209.

- 24-Hour Fax (Within MI): 1.888.99.CLERK (request document number 6710).
- 24-Hour Fax (Outside of MI): 1.310.575.5035 (request document number 6710).

www.MCNTV.com

webmaster@mcntv.com

[Click here to return to race list](#)

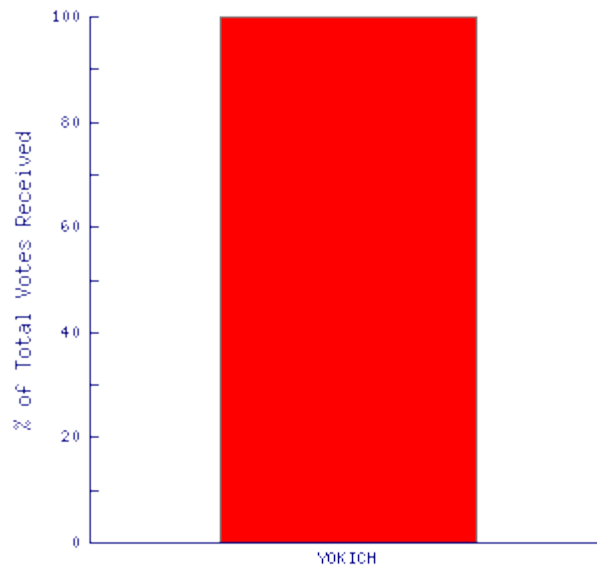


16th Circuit Court Judge (New Judgeship)

One 8-year term

ONLY Macomb County Official Election Results

View [precinct breakdown](#) or [community totals](#).



TRACEY A. YOKICH 210,417 100.0%

100.0% of precincts reporting.

These same results may also be obtained via:

- Election Telephone Hotline: 586.469.5209.
- 24-Hour Fax (Within MI): 1.888.99.CLERK (request document number 6710).
- 24-Hour Fax (Outside of MI): 1.310.575.5035 (request document number 6710).

www.MCNTV.com

webmaster@mcntv.com

[Click here to return to race list](#)

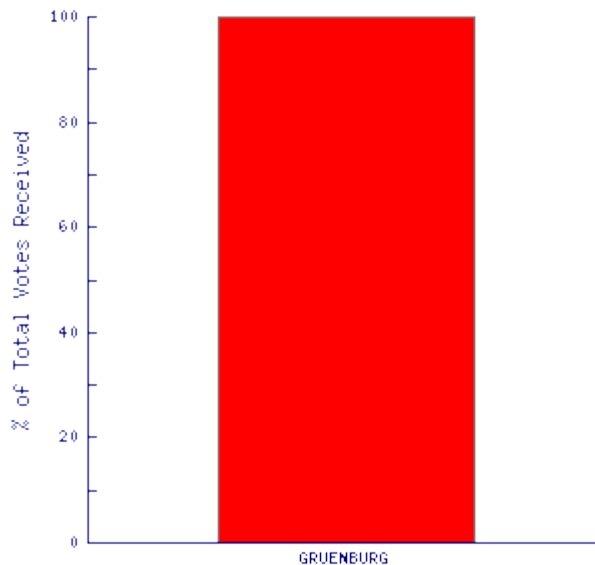


37th District Court Judge (Incumbent)

One 6-year term

ONLY Macomb County Official Election Results

View [precinct breakdown](#) or [community totals](#).



DAWNN MARIE GRUENBURG 28,201 100.0%

100.0% of precincts reporting.

These same results may also be obtained via:

- Election Telephone Hotline: 586.469.5209.
- 24-Hour Fax (Within MI): 1.888.99.CLERK (request document number 6710).
- 24-Hour Fax (Outside of MI): 1.310.575.5035 (request document number 6710).

www.MCNTV.com

webmaster@mcntv.com

[Click here to return to race list](#)

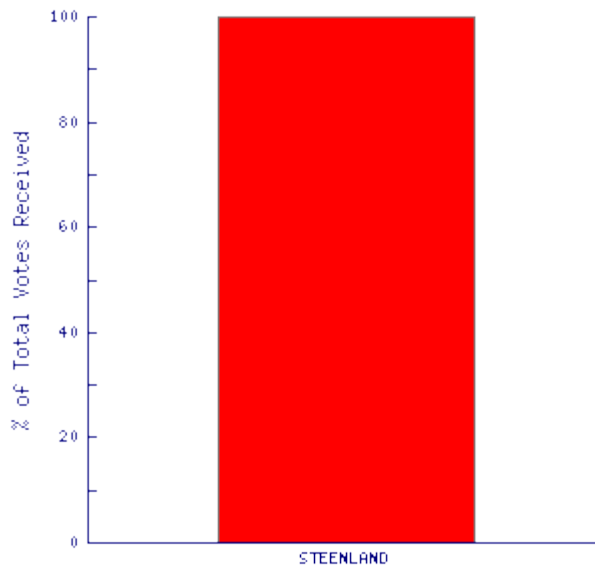


39th District Court Judge (Incumbent)

One 6-year term

ONLY Macomb County Official Election Results

View [precinct breakdown](#) or [community totals](#).



CATHERINE B. STEENLAND 17,796 100.0%

100.0% of precincts reporting.

These same results may also be obtained via:

- Election Telephone Hotline: 586.469.5209.
- 24-Hour Fax (Within MI): 1.888.99.CLERK (request document number 6710).
- 24-Hour Fax (Outside of MI): 1.310.575.5035 (request document number 6710).

www.MCNTV.com

webmaster@mcntv.com

[Click here to return to race list](#)

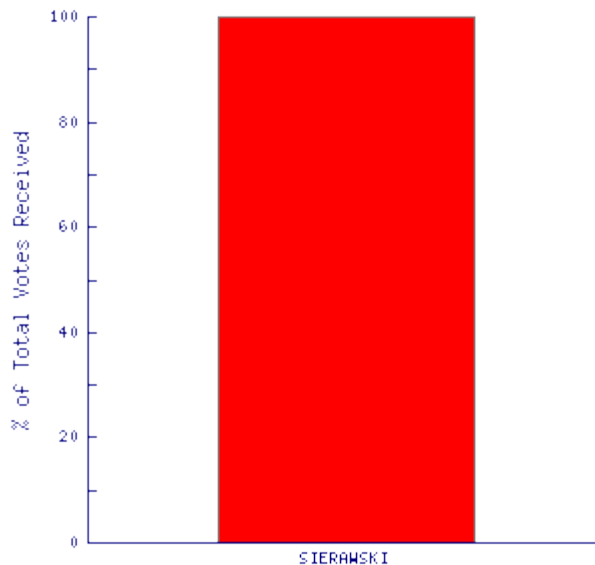


41A District Court Judge (Incumbent)

One 6-year term

ONLY Macomb County Official Election Results

View [precinct breakdown](#) or [community totals](#).



STEPHEN S. SIERAWSKI 72,845 100.0%

100.0% of precincts reporting.

These same results may also be obtained via:

- Election Telephone Hotline: 586.469.5209.
- 24-Hour Fax (Within MI): 1.888.99.CLERK (request document number 6710).
- 24-Hour Fax (Outside of MI): 1.310.575.5035 (request document number 6710).

www.MCNTV.com

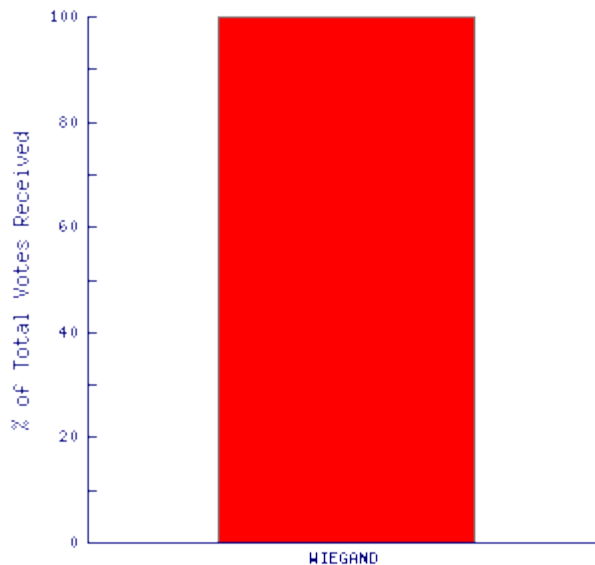
webmaster@mcntv.com

[Click here to return to race list](#)



41A District Court Judge
One Partial Term Ending 1/1/07
ONLY Macomb County Official Election Results

View [precinct breakdown](#) or [community totals](#).



KIMBERLEY A. WIEGAND 72,469 100.0%

100.0% of precincts reporting.

These same results may also be obtained via:

- Election Telephone Hotline: 586.469.5209.
- 24-Hour Fax (Within MI): 1.888.99.CLERK (request document number 6710).
- 24-Hour Fax (Outside of MI): 1.310.575.5035 (request document number 6710).

www.MCNTV.com

webmaster@mcntv.com

[Click here to return to race list](#)

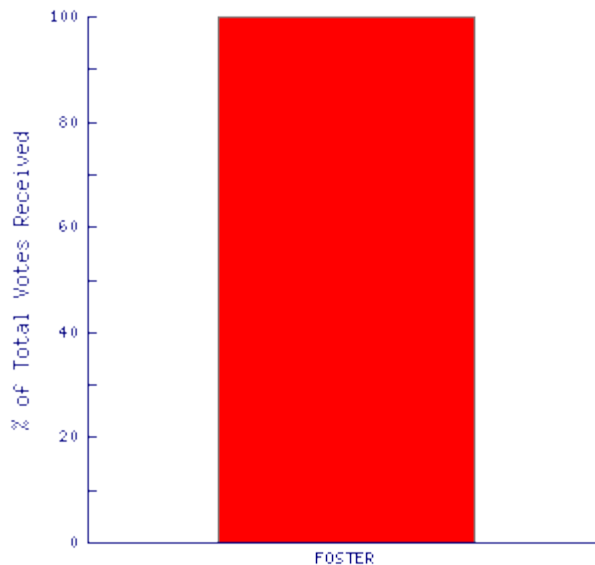


41B District Court Judge (Incumbent)

One 6-year term

ONLY Macomb County Official Election Results

View [precinct breakdown](#) or [community totals](#).



JOHN C. FOSTER 37,737 100.0%

100.0% of precincts reporting.

These same results may also be obtained via:

- Election Telephone Hotline: 586.469.5209.
- 24-Hour Fax (Within MI): 1.888.99.CLERK (request document number 6710).
- 24-Hour Fax (Outside of MI): 1.310.575.5035 (request document number 6710).

www.MCNTV.com

webmaster@mcntv.com

[Click here to return to race list](#)

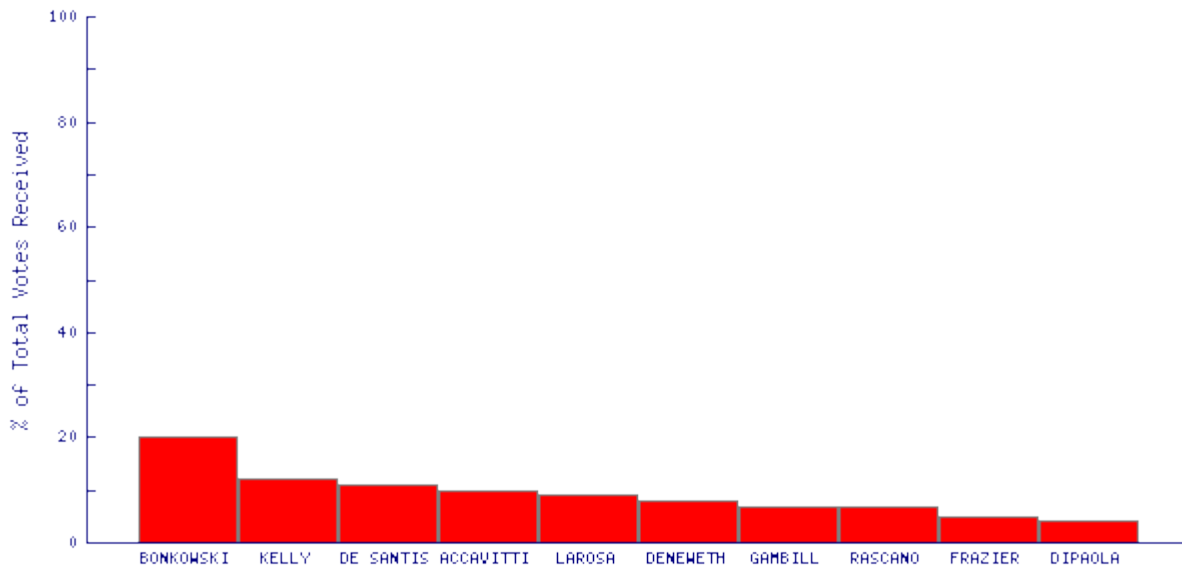


Macomb Community College Trustee

Two 6-year terms

ONLY Macomb County Official Election Results

View [precinct breakdown](#) or [community totals](#).



CHRISTINE BONKOWSKI 89,407 20.6%

JAMES F. KELLY 54,715 12.6%

PAUL DE SANTIS 51,114 11.8%

PAUL J. ACCAVITTI 46,971 10.8%

DOMINIC J. LAROSA 40,990 9.4%

MICHAEL A. DENEWETH 38,767 8.9%

MARGARET GAMBILL	34,324	7.9%
-------------------------	---------------	-------------

DIANA J. RASCANO	33,172	7.6%
-------------------------	---------------	-------------

WILLIAM FRAZIER	24,187	5.6%
------------------------	---------------	-------------

JOSEPH DIPAOLA	21,283	4.9%
-----------------------	---------------	-------------

100.0% of precincts reporting.

These same results may also be obtained via:

- Election Telephone Hotline: 586.469.5209.
- 24-Hour Fax (Within MI): 1.888.99.CLERK (request document number 6710).
- 24-Hour Fax (Outside of MI): 1.310.575.5035 (request document number 6710).

www.MCNTV.com

webmaster@mcntv.com

[Click here to return to race list](#)

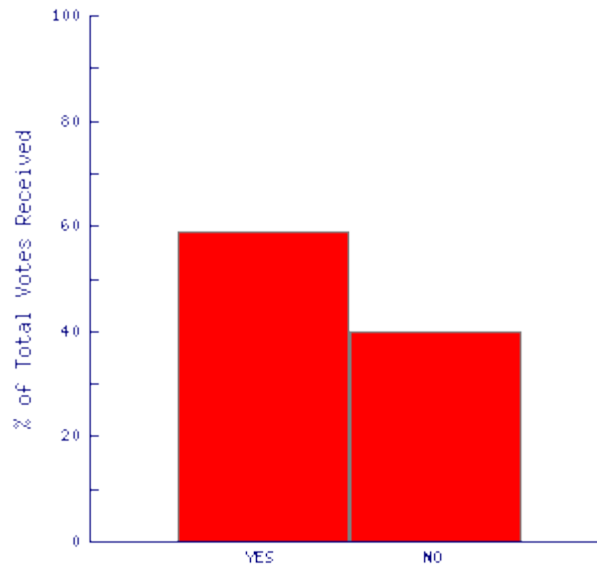


State Proposal 04-1

Proposal to amend the state constitution to require voter approval of any form of gambling authorized by law and certain new state lottery games

ONLY Macomb County Official Election Results

View [precinct breakdown](#) or [community totals](#).



YES 227,100 59.5%

NO 154,688 40.5%

100.0% of precincts reporting.

These same results may also be obtained via:

- Election Telephone Hotline: 586.469.5209.
- 24-Hour Fax (Within MI): 1.888.99.CLERK (request document number 6710).

- 24-Hour Fax (Outside of MI): 1.310.575.5035 (request document number 6710).

www.MCNTV.com

webmaster@mcntv.com

[Click here to return to race list](#)

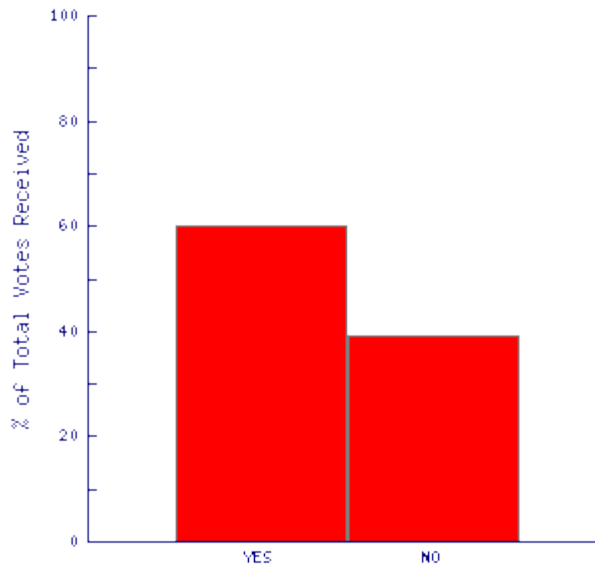


State Proposal 04-2

A proposal to amend the state constitution to specify what can be recognized as a "marriage or similar union" for any purpose

ONLY Macomb County Official Election Results

View [precinct breakdown](#) or [community totals](#).



YES 230,678 60.6%

NO 149,728 39.4%

100.0% of precincts reporting.

These same results may also be obtained via:

- Election Telephone Hotline: 586.469.5209.
- 24-Hour Fax (Within MI): 1.888.99.CLERK (request document number 6710).

- 24-Hour Fax (Outside of MI): 1.310.575.5035 (request document number 6710).

www.MCNTV.com

webmaster@mcntv.com



Click below for the official results of the November 2, 2004 General Election for Macomb County as the results are tabulated. This site is brought to you by [Macomb County Clerk/Register of Deeds Carmella Sabaugh](#) and the [Macomb Cable Network](#). Macomb County campaign finance documents are available [online](#).

View the Macomb County [2004 Primary Election Results](#)

President

- » [President](#)

U.S. House of Representatives

- » [District 10](#)
- » [District 12](#)

State House of Representatives

- » [District 24](#)
- » [District 25](#)
- » [District 28](#)
- » [District 30](#)
- » [District 31](#)
- » [District 32](#)
- » [District 33](#)
- » [District 36](#)
- » [District 42](#)

Statewide Offices

- » [State Board of Education](#)
- » [Regent of University of Michigan](#)
- » [Trustee of Michigan State University](#)
- » [Governor of Wayne State University](#)

Countywide Offices

- » [Prosecuting Attorney](#)
- » [Sheriff](#)
- » [Clerk/Register of Deeds](#)
- » [Treasurer](#)
- » [Public Works Commissioner](#)

County Commission

- » [District 1](#)
- » [District 2](#)
- » [District 3](#)
- » [District 4](#)
- » [District 5](#)

- » [District 6](#)
- » [District 7](#)
- » [District 8](#)
- » [District 9](#)
- » [District 10](#)
- » [District 11](#)
- » [District 12](#)
- » [District 13](#)
- » [District 14](#)
- » [District 15](#)
- » [District 16](#)
- » [District 17](#)
- » [District 18](#)
- » [District 19](#)
- » [District 20](#)
- » [District 21](#)
- » [District 22](#)
- » [District 23](#)
- » [District 24](#)
- » [District 25](#)
- » [District 26](#)

Judgeships

- » [Supreme Court Justice](#)
- » [2nd District Judge of the Court of Appeals \(Incumbent\)](#)
- » [16th Circuit Court Judge \(Incumbent\)](#)
- » [16th Circuit Court Judge \(New Judgeship\)](#)
- » [37th District Court Judge \(Incumbent\)](#)
- » [39th District Court Judge \(Incumbent\)](#)
- » [41A District Court Judge \(Incumbent\)](#)
- » [41A District Court Judge \(Partial Term\)](#)
- » [41B District Court Judge \(Incumbent\)](#)

Macomb Community College Board of Trustees

- » [Trustee](#)

Statewide Proposals

- » [Proposal 04-1](#)
- » [Proposal 04-2](#)

These same results may also be obtained via:

- Election Telephone Hotline: 586.469.5209.
- 24-Hour Fax (Within MI): 1.888.99.CLERK (request document number 6710).
- 24-Hour Fax (Outside of MI): 1.310.575.5035 (request document number 6710).

www.MCNTV.com

webmaster@mcntv.com

[Click here to return to race list](#)



President

One 4-year term

Precinct Breakdown

ONLY Macomb County Official Election Results

View [summary report](#).

	MICHAEL BADNARIK (LIB)	WALTER BROWN (NLP)	GEORGE W. BUSH (REP)	DAVID COBB (GRN)	JOHN F. KERRY (DEM)	RALPH NADER (NPA)	MICHAEL PEROUTKA (UST)
Center Line							
001	3	0	368	0	372	9	0
002	2	0	222	0	263	4	0
003	3	0	338	0	585	5	0
004	3	0	223	0	273	3	1
005	5	0	198	0	302	3	0
901	0	1	264	0	517	5	0
Eastpointe							
001	4	3	407	1	576	3	1
002	2	1	269	2	466	8	0
003	2	0	437	0	658	8	1
004	4	0	429	3	646	7	1
005	5	0	384	3	620	15	1
006	2	0	280	1	444	2	0
007	2	0	268	1	923	7	1
008	4	0	202	0	694	6	4
009	5	1	321	0	526	5	2
010	2	0	265	0	472	4	1
011	3	0	374	1	499	4	1
012	3	0	390	1	535	5	1
013	1	1	383	0	442	4	2
014	5	1	402	0	768	4	1

901	1	0	885	0	1,273	10	2
902	3	0	142	0	224	1	1
Fraser							
001	3	0	364	0	372	4	1
002	2	1	579	1	475	7	1
003	2	0	604	0	614	10	1
004	3	1	450	0	618	6	1
005	1	0	212	0	180	5	0
006	3	0	669	0	482	4	0
007	1	1	253	1	339	3	1
901	4	3	493	0	521	5	0
902	0	0	269	0	358	2	0
Memphis							
001	1	0	227	0	170	4	0
Mt. Clemens							
001	1	0	103	1	528	3	0
002	7	0	355	0	463	4	0
003	4	0	363	1	427	6	1
004	4	1	302	1	428	4	1
005	2	0	85	3	510	1	0
006	2	0	203	0	496	5	0
008	1	0	279	0	357	5	0
009	6	0	348	1	286	4	0
010	4	0	164	0	138	0	0
901	1	0	564	2	786	10	2
New Baltimore							
001	4	0	523	1	420	8	0
002	2	0	420	0	332	3	2
003	4	0	1,480	0	1,094	13	2
004	1	0	680	0	594	7	3
Richmond City							
001	1	0	686	0	471	3	8
002	4	0	615	2	440	5	2
901	1	0	309	2	266	4	1
Roseville							
001	0	0	249	0	368	2	1
002	1	0	320	1	386	3	2
003	3	0	304	1	668	2	1
004	1	0	284	0	409	2	0
005	0	0	504	0	733	4	1

006	3	1	385	1	535	4	0
007	0	0	224	0	347	4	0
008	2	1	432	3	636	9	5
009	3	0	350	0	488	5	5
010	8	0	218	0	337	3	0
011	1	0	304	0	305	2	4
012	2	0	293	1	415	4	2
013	0	0	254	1	352	4	1
014	1	0	343	0	488	7	1
015	5	1	445	0	684	2	0
016	4	0	553	1	764	8	0
017	2	0	354	2	540	4	0
018	2	0	285	0	480	4	0
019	2	1	276	0	324	2	1
020	0	0	296	1	417	3	0
021	1	0	393	2	645	4	0
901	4	0	523	0	858	3	2
902	5	2	1,071	1	1,559	11	0

St. Clair Shores

001	2	0	703	0	544	2	0
002	3	0	547	1	546	6	0
003	2	0	464	2	478	3	4
004	6	0	397	0	372	9	0
005	5	1	614	1	700	10	2
006	6	0	484	0	641	11	1
007	2	0	238	2	254	6	3
008	1	0	587	1	645	6	1
009	1	1	288	3	409	2	1
010	3	0	742	1	859	13	0
011	3	1	805	1	628	11	0
012	8	0	681	1	600	3	1
013	4	0	272	0	310	2	0
014	6	0	305	1	341	5	1
015	7	2	648	0	670	9	2
016	7	2	612	3	622	7	0
017	5	0	682	1	681	5	4
018	6	0	530	1	557	7	0
019	1	0	447	2	441	6	0
020	1	1	331	1	321	5	1
021	4	0	447	0	562	5	0

022	1	1	449	2	406	7	0
023	5	0	565	0	595	13	2
024	5	0	537	1	668	8	1
901	12	1	2,566	2	2,586	32	7
902	13	1	2,571	3	2,652	27	5

Sterling Heights

001	0	1	402	0	496	5	2
002	0	0	502	1	546	6	1
003	5	0	454	0	551	4	0
004	6	0	668	0	795	3	0
005	2	1	465	1	494	5	0
006	1	1	592	0	551	2	2
008	2	0	297	0	214	6	0
009	0	0	552	0	459	3	1
010	2	2	496	1	471	8	2
011	2	0	469	0	460	8	0
012	2	0	393	0	334	3	0
013	0	0	170	0	144	9	0
014	0	0	158	1	105	2	0
015	3	0	463	1	485	7	0
016	4	0	343	1	467	1	0
017	4	0	423	0	378	5	3
018	4	0	445	1	436	5	0
019	2	0	424	0	391	6	0
020	3	0	574	0	513	3	1
021	5	1	287	1	344	4	2
022	4	0	335	1	275	2	0
023	8	0	336	0	258	0	2
024	6	0	346	0	363	3	1
025	1	0	554	0	526	9	0
026	1	0	520	0	446	7	1
027	1	0	563	0	498	11	2
028	2	0	487	0	487	6	0
029	5	0	400	0	345	4	1
030	4	0	661	0	341	8	0
031	2	1	525	3	490	0	0
032	2	0	716	1	505	3	1
033	2	0	519	1	466	4	1
034	9	0	572	2	490	12	0
035	3	0	275	1	375	1	0

036	1	0	247	2	334	4	1
037	1	0	414	0	338	3	0
038	5	0	562	0	484	3	1
039	2	1	430	0	461	8	3
040	5	0	678	0	513	6	1
041	2	0	758	0	585	6	3
042	1	0	187	0	267	0	0
043	5	0	558	1	566	10	1
044	1	0	347	3	332	5	2
045	4	0	424	0	361	11	0
046	4	0	478	0	592	1	3
047	3	0	257	0	335	3	1
048	6	0	387	2	363	2	2
049	7	0	483	0	357	3	0
050	6	0	826	3	619	8	5
051	1	0	473	0	368	4	1
052	1	0	408	1	356	1	0
901	3	1	706	3	768	4	1
902	1	0	165	1	164	3	0
903	0	0	60	0	68	1	0
904	0	0	60	0	72	0	0
905	0	0	121	0	115	3	1
906	3	1	1,816	2	1,623	26	3
907	5	1	1,330	3	1,208	17	5
908	4	1	1,533	4	1,496	23	2
909	7	0	1,791	1	1,453	27	5

Utica

001	1	0	168	1	189	0	0
002	2	0	430	1	314	6	2
003	2	1	280	1	321	3	0
901	3	0	269	0	253	1	0

Warren

001	0	0	63	1	437	0	0
002	8	0	204	3	422	3	1
003	0	0	154	1	337	4	0
004	1	1	289	1	575	5	1
006	0	0	163	2	289	3	0
008	4	1	194	1	332	2	0
010	0	0	239	2	481	5	0
011	3	1	160	1	251	1	0

012	4	0	216	2	316	5	0
013	2	0	269	1	409	7	1
015	0	0	116	2	260	2	3
016	2	0	134	1	321	4	2
017	1	1	132	2	324	5	0
018	1	0	152	0	266	0	0
020	0	1	146	0	268	3	0
021	1	0	120	0	245	3	0
022	0	0	98	1	232	3	0
023	2	0	131	1	300	1	1
024	3	1	258	1	410	5	0
026	1	0	170	2	287	2	0
027	0	0	122	0	160	0	0
028	0	0	143	1	190	0	0
029	1	0	345	2	668	4	3
032	1	1	185	1	359	2	2
033	0	1	159	0	242	4	2
034	5	0	241	3	436	5	0
036	2	0	280	1	409	2	0
037	2	0	184	0	320	4	0
038	3	0	146	2	282	1	1
039	0	0	166	0	223	2	0
040	1	0	217	2	236	0	0
041	1	0	195	3	261	6	1
042	3	0	324	6	422	3	3
043	1	0	66	0	77	1	0
045	0	2	214	0	313	3	1
046	1	0	337	1	371	4	0
047	3	0	131	1	149	1	0
048	1	0	269	3	393	6	0
049	2	0	210	1	225	1	0
050	5	0	332	1	363	3	1
052	1	1	180	1	386	0	0
053	1	0	372	2	410	5	0
055	0	1	232	1	221	2	0
056	2	1	287	3	270	4	0
058	4	0	305	1	522	2	1
060	6	0	294	3	290	5	2
061	0	0	282	2	394	4	1
062	2	0	256	1	309	3	0

063	5	0	244	0	280	1	1
064	1	0	218	2	242	3	0
066	0	0	250	0	249	4	1
067	2	0	387	0	311	7	2
068	5	0	279	0	365	2	0
069	2	0	243	1	380	4	0
070	0	0	325	2	434	4	1
071	2	0	244	1	247	3	0
072	0	0	260	0	186	1	0
072A	0	0	72	0	393	4	1
073	4	0	295	1	293	2	1
074	2	0	453	2	495	0	2
076	1	0	270	5	416	3	1
078	5	0	249	0	281	0	0
080	0	1	302	1	274	0	0
081	0	1	111	0	213	0	0
082	1	0	302	1	248	3	0
084	4	0	334	1	493	4	0
085	3	0	346	3	323	3	0
086	1	0	448	1	416	3	1
088	3	0	196	1	250	9	0
090	1	0	257	2	292	1	0
092	2	0	210	0	185	2	0
093	2	0	362	0	406	8	1
094	2	0	364	1	374	4	0
096	1	0	230	0	234	1	1
097	0	0	316	0	212	1	1
098	3	1	227	2	191	1	1
099	2	0	129	0	168	3	3
099A	1	0	293	3	233	2	0
100	3	0	221	1	235	4	1
101	3	0	277	2	249	1	3
102	2	0	243	0	234	0	0
103	0	0	279	0	303	1	0
105	3	0	388	3	241	4	2
106	0	0	340	1	288	1	0
108	3	0	420	1	401	3	2
109	4	0	326	2	398	3	0
110	1	1	382	2	368	3	1
901A	5	1	723	1	1,102	13	5

902B	1	0	240	1	371	3	5
903C	0	0	79	0	139	1	0
904D	3	0	529	1	656	6	2
905E	9	0	1,229	1	1,327	16	4
906F	2	0	554	2	767	14	2
907G	9	0	1,458	1	1,534	13	2
908H	1	0	870	0	959	10	6
909J	0	0	335	0	378	3	1

Armada Township

001	6	0	1,115	3	670	8	2
002	4	0	682	2	392	6	6

Bruce Township

001	3	0	417	2	331	6	0
002	4	0	838	1	363	3	2
003	2	0	572	0	424	11	4
004	0	0	387	0	173	1	1
901	3	0	762	3	440	2	0

Chesterfield Township

001	0	0	545	1	482	2	3
002	3	0	702	2	588	9	3
003	4	0	822	2	637	6	0
004	1	0	385	0	285	4	0
005	5	0	463	2	418	2	1
006	4	0	567	0	401	4	1
007	1	0	594	1	509	3	0
008	5	1	715	1	535	9	0
009	2	0	642	1	552	6	2
010	2	0	506	0	299	3	0
011	9	1	656	1	653	8	2
012	1	0	510	3	619	8	0
013	3	0	631	0	497	1	4
014	2	0	715	0	460	3	1
015	0	0	104	0	263	1	0
901	0	0	389	1	335	4	3
902	5	0	1,587	1	1,320	15	4

Clinton Township

001	2	0	320	0	315	5	0
002	1	0	187	0	184	2	1
003	2	1	343	0	544	8	0
004	2	0	321	1	375	2	2

005	2	0	96	0	708	1	0
006	1	0	350	1	458	3	1
007	7	0	209	0	238	6	0
008	3	0	308	1	399	8	1
009	3	0	280	0	300	2	1
010	4	0	369	1	267	5	0
011	3	0	286	1	372	3	2
012	2	0	218	0	246	2	0
013	2	0	394	0	481	9	0
014	2	0	202	0	204	1	0
015	4	0	351	1	335	6	0
016	1	0	326	0	348	3	3
017	2	0	353	1	583	4	0
018	1	0	383	0	352	3	2
019	0	0	372	0	205	6	0
020	1	0	286	0	424	2	1
021	2	0	151	0	214	5	0
022	0	1	312	0	562	7	2
023	4	0	556	0	439	4	2
024	0	1	307	0	270	4	1
025	6	0	365	0	437	8	3
026	2	0	541	1	405	7	1
027	2	0	385	0	258	3	0
028	4	1	124	0	485	2	1
029	3	0	576	3	386	6	0
030	3	0	370	2	442	3	0
031	4	0	453	3	568	4	0
032	0	0	275	0	153	1	0
033	2	1	498	0	592	1	0
034	3	1	293	0	390	6	0
035	0	0	544	0	417	2	2
036	4	0	490	0	520	5	1
037	3	0	498	0	500	6	1
038	1	0	487	0	220	2	1
039	1	0	380	0	333	1	1
040	3	0	504	1	451	7	0
041	1	0	431	0	408	4	0
042	5	0	411	1	508	6	0
043	2	0	172	0	108	1	1
044	1	0	574	0	424	3	0

045	1	0	526	1	328	2	0
046	1	0	270	0	226	1	0
901	0	1	357	0	365	5	0
902	7	0	886	1	997	11	2
903	3	0	186	0	292	1	0
904	3	0	1,802	6	1,558	23	5
905	0	0	289	0	305	4	0
906	2	1	2,032	1	1,721	11	13
907	2	0	674	0	704	8	1
908	1	0	659	2	518	8	1

Harrison Township

001	0	1	420	0	529	9	1
002	2	0	277	0	306	5	1
003	2	0	412	0	429	5	4
004	4	1	711	2	562	5	2
005	3	0	631	0	368	5	0
006	7	0	650	2	562	6	0
007	4	1	607	2	415	3	1
008	3	0	84	1	192	1	0
009	1	0	431	0	216	3	1
010	3	0	361	0	299	2	1
011	0	0	323	1	428	5	0
012	1	0	158	0	214	2	1
901	7	3	1,881	3	1,386	14	2

Lake Township

001	0	0	33	0	15	0	0
-----	---	---	----	---	----	---	---

Lenox Township

001	5	0	612	1	329	3	0
002	4	0	713	0	555	3	0
003	6	0	350	2	633	2	0
004	1	0	215	0	219	1	0

Macomb Township

001	2	0	704	0	474	6	0
002	1	0	457	0	363	3	1
003	5	1	929	1	641	3	1
004	3	0	742	0	595	5	1
005	6	1	548	0	377	3	0
006	1	0	392	3	343	2	0
007	0	1	671	1	469	4	1
008	2	0	435	0	320	3	0

009	6	0	1,017	1	664	7	1
010	0	0	345	1	456	3	3
011	3	0	802	0	623	4	1
012	3	0	773	1	560	2	0
013	1	0	619	1	423	3	2
014	2	0	668	0	403	1	0
015	1	0	247	0	197	1	2
016	3	0	1,117	0	640	6	2
017	2	0	738	2	515	3	0
018	0	0	346	1	397	3	1
019	2	0	361	0	466	6	1
020	2	0	859	0	633	5	0
021	2	0	901	1	679	6	0
022	2	0	592	1	445	4	0
023	0	0	776	1	422	3	0
024	3	0	476	0	315	4	0
901	6	0	1,899	1	1,254	17	1
902	10	1	2,082	4	1,668	19	8

Ray Township

001	1	0	448	1	235	4	0
002	1	0	552	2	325	2	0
901	1	0	315	0	147	3	0

Richmond Township

001	4	2	1,156	1	674	10	7
-----	---	---	-------	---	-----	----	---

Shelby Township

001	3	0	786	1	424	6	0
002	2	0	674	1	404	4	2
003	2	0	385	2	246	1	2
004	6	0	598	0	329	6	1
005	0	0	479	1	334	7	0
006	5	2	415	2	409	5	0
007	5	0	610	2	367	4	0
008	3	0	312	1	233	4	0
009	3	1	378	1	369	6	1
010	3	0	507	2	318	5	1
011	5	1	526	0	425	9	0
012	2	1	433	0	274	8	1
013	1	0	333	2	220	6	0
014	0	1	553	0	301	6	4
015	2	0	365	1	225	2	0

016	3	0	745	0	315	5	0
017	7	0	823	1	477	2	0
018	5	0	327	0	221	2	1
019	1	0	421	1	274	4	1
020	0	0	326	0	315	2	0
021	5	0	279	4	342	9	0
022	3	0	892	0	450	7	0
023	4	0	786	1	317	5	2
024	1	0	855	0	323	7	0
025	3	0	684	0	392	4	0
026	0	0	330	0	321	4	2
027	2	0	478	0	363	4	0
028	3	0	462	0	333	3	0
029	1	0	416	0	305	2	0
901	5	0	2,002	0	1,569	11	0
902	9	2	3,312	2	2,060	25	7
903	1	0	429	1	197	6	0

Washington Township

001	2	0	412	1	324	1	1
002	3	0	660	1	367	5	2
003	2	0	591	1	261	1	2
004	2	1	518	2	508	7	0
005	2	0	704	1	344	5	0
006	0	0	455	0	197	2	0
007	4	0	684	1	340	6	0
008	3	0	536	0	303	3	0
009	2	0	636	1	344	1	2
901	10	0	2,330	1	1,312	20	3

These same results may also be obtained via:

- Election Telephone Hotline: 586.469.5209.
- 24-Hour Fax (Within MI): 1.888.99.CLERK (request document number 6710).
- 24-Hour Fax (Outside of MI): 1.310.575.5035 (request document number 6710).

www.MCNTV.com

webmaster@mcentv.com

[Click here to return to race list](#)



President

One 4-year term

Community Totals

ONLY Macomb County Official Election Results

View [summary report](#).

	MICHAEL BADNARIK (LIB)	WALTER BROWN (NLP)	GEORGE W. BUSH (REP)	DAVID COBB (GRN)	JOHN F. KERRY (DEM)	RALPH NADER (NPA)	MICHAEL PEROUTKA (UST)
Center Line	16	1	1,613	0	2,312	29	1
Eastpointe	48	7	5,838	13	9,766	93	20
Fraser	19	6	3,893	2	3,959	46	5
Memphis	1	0	227	0	170	4	0
Mt. Clemens	32	1	2,766	9	4,419	42	4
New Baltimore	11	0	3,103	1	2,440	31	7
Richmond City	6	0	1,610	4	1,177	12	11
Roseville	50	6	8,660	15	12,738	96	26
St. Clair Shores	119	11	17,512	30	18,088	220	36
Sterling Heights	175	12	30,885	43	28,697	347	64
Utica	8	1	1,147	3	1,077	10	2
Warren	185	18	26,991	116	34,697	322	81
Armada Township	10	0	1,797	5	1,062	14	8
Bruce Township	12	0	2,976	6	1,731	23	7
Chesterfield Township	47	2	10,533	16	8,853	88	24
Clinton Township	121	8	23,332	29	23,842	253	53
Harrison Township	37	6	6,946	11	5,906	65	14
Lake Township	0	0	33	0	15	0	0
Lenox Township	16	0	1,890	3	1,736	9	0
Macomb							

Township	68	4	19,496	20	14,342	126	26
Ray Township	3	0	1,315	3	707	9	0
Richmond Township	4	2	1,156	1	674	10	7
Shelby Township	95	8	20,921	26	13,452	181	25
Washington Township	30	1	7,526	9	4,300	51	10

These same results may also be obtained via:

- Election Telephone Hotline: 586.469.5209.
- 24-Hour Fax (Within MI): 1.888.99.CLERK (request document number 6710).
- 24-Hour Fax (Outside of MI): 1.310.575.5035 (request document number 6710).

www.MCNTV.com

webmaster@mcntv.com

[Click here to return to race list](#)



U.S. Representative 10th District

One 2-year term

Precinct Breakdown

ONLY Macomb County Official Election Results

View [summary report](#).

	ANTHONY AMERICA (NLP)	PHOEBE A. BASSO (LIB)	ROB CASEY (DEM)	CANDICE S. MILLER (REP)
Memphis				
001	2	9	91	279
New Baltimore				
001	7	15	275	606
002	3	9	217	505
003	10	26	710	1,733
004	8	16	404	806
Richmond City				
001	7	19	299	810
002	3	11	299	706
901	1	1	204	377
Sterling Heights				
011	8	12	302	571
012	4	7	217	475
014	1	2	63	194
017	6	24	256	490
018	5	11	294	539
019	4	11	274	505
020	7	20	348	674
021	3	9	249	354
022	5	8	176	392
023	4	15	179	388
024	7	19	232	428
025	8	17	346	659

026	5	11	312	605
027	4	13	357	656
028	7	20	350	570
029	10	15	216	476
030	4	15	219	733
031	4	13	310	641
032	4	12	322	820
033	3	20	279	642
034	12	20	333	676
035	3	14	252	362
036	2	16	214	336
037	3	6	205	501
038	7	12	298	680
039	15	15	324	518
040	6	12	306	802
041	5	17	370	883
042	4	7	189	239
043	13	24	372	687
044	4	8	211	414
045	8	18	242	490
048	1	13	241	475
049	5	17	244	548
050	7	21	393	985
051	4	13	264	519
052	3	6	244	476
904	0	1	50	79
905	1	1	92	139
906	19	28	1,239	2,087
908	9	20	1,106	1,864
909	13	23	1,071	2,098
Utica				
001	2	10	128	208
002	4	15	198	501
003	5	12	211	351
901	0	2	211	298
Armada Township				
001	11	23	416	1,262
002	4	17	245	773
Bruce Township				
001	3	12	247	469

002	5	14	234	919
003	3	19	279	673
004	4	2	126	415
901	5	12	300	862

Chesterfield Township

001	3	13	321	652
002	8	17	411	823
003	3	15	400	988
004	5	8	170	462
005	8	14	268	557
006	5	16	258	654
007	8	7	322	738
008	12	15	326	849
009	3	14	329	812
010	4	8	194	576
011	13	18	408	817
012	3	7	410	666
013	8	11	330	733
014	2	11	316	810
015	2	6	201	141
901	2	9	248	458
902	9	14	928	1,924

Harrison Township

001	7	22	348	543
002	4	10	208	337
003	7	11	273	524
004	12	15	357	851
005	9	11	200	749
006	8	24	333	805
007	4	23	246	729
008	7	6	138	124
009	3	1	135	493
010	4	11	202	417
011	2	10	307	410
012	9	9	152	187
901	15	25	933	2,244

Lenox Township

001	6	13	224	681
002	4	16	395	815
003	4	11	480	448

004	1	8	153	253
Macomb Township				
001	4	22	291	818
002	2	8	228	552
003	6	21	399	1,076
004	5	18	377	893
005	3	15	224	658
006	2	12	222	477
007	9	9	286	772
008	2	19	210	500
009	7	14	447	1,125
010	10	8	301	451
011	13	14	370	978
012	1	13	342	929
013	8	5	281	703
014	3	14	241	768
015	0	5	125	305
016	11	21	381	1,279
017	4	15	313	860
018	5	8	281	430
019	15	15	303	460
020	8	13	376	1,035
021	12	10	392	1,088
022	7	13	265	710
023	2	6	221	919
024	2	7	199	566
901	7	21	904	2,147
902	12	34	1,226	2,418
Ray Township				
001	7	10	140	499
002	3	12	202	627
901	2	4	94	355
Richmond Township				
001	12	26	404	1,310
Shelby Township				
001	5	13	270	868
002	9	19	282	722
003	4	15	176	404
004	1	14	199	679
005	5	16	215	548

006	6	12	288	492
007	3	12	256	671
008	3	10	148	368
009	5	10	261	438
010	6	11	231	550
011	8	28	288	593
012	4	11	174	497
013	3	11	132	391
014	5	12	207	623
015	8	12	136	414
016	3	11	177	827
017	3	17	317	905
018	0	10	164	353
019	6	14	165	478
020	4	3	221	377
021	3	23	259	319
022	0	14	293	994
023	8	19	178	867
024	3	3	214	933
025	4	7	253	771
026	4	8	241	381
027	2	6	247	553
028	1	10	219	539
029	1	9	209	478
901	6	22	1,216	2,231
902	9	56	1,475	3,724
903	2	9	133	470

Washington Township

001	7	10	197	489
002	7	12	219	763
003	4	9	169	653
004	7	21	317	643
005	3	13	214	771
006	3	7	115	507
007	4	13	196	783
008	12	13	187	602
009	6	8	205	712
901	16	30	899	2,630

These same results may also be obtained via:

- Election Telephone Hotline: 586.469.5209.
- 24-Hour Fax (Within MI): 1.888.99.CLERK (request document number 6710).
- 24-Hour Fax (Outside of MI): 1.310.575.5035 (request document number 6710).

www.MCNTV.com

webmaster@mcntv.com

[Click here to return to race list](#)



U.S. Representative 10th District

One 2-year term

Community Totals

ONLY Macomb County Official Election Results

View [summary report](#).

	ANTHONY AMERICA (NLP)	PHOEBE A. BASSO (LIB)	ROB CASEY (DEM)	CANDICE S. MILLER (REP)
Memphis	2	9	91	279
New Baltimore	28	66	1,606	3,650
Richmond City	11	31	802	1,893
Sterling Heights	247	586	13,561	26,670
Utica	11	39	748	1,358
Armada Township	15	40	661	2,035
Bruce Township	20	59	1,186	3,338
Chesterfield Township	98	203	5,840	12,660
Harrison Township	91	178	3,832	8,413
Lenox Township	15	48	1,252	2,197
Macomb Township	160	360	9,205	22,917
Ray Township	12	26	436	1,481
Richmond Township	12	26	404	1,310
Shelby Township	134	447	9,244	23,458
Washington Township	69	136	2,718	8,553

These same results may also be obtained via:

- Election Telephone Hotline: 586.469.5209.
- 24-Hour Fax (Within MI): 1.888.99.CLERK (request document number 6710).
- 24-Hour Fax (Outside of MI): 1.310.575.5035 (request document number 6710).

webmaster@mctv.com

[Click here to return to race list](#)



U.S. Representative 12th District

One 2-year term

Precinct Breakdown

ONLY Macomb County Official Election Results

View [summary report](#).

	DICK GACH (LIB)	SANDER LEVIN (DEM)	RANDELL J. SHAFFER (REP)
Center Line			
001	16	448	243
002	7	308	155
003	27	656	210
004	8	313	159
005	14	331	138
901	6	595	175
Eastpointe			
001	30	637	267
002	25	505	180
003	24	736	292
004	18	737	293
005	31	667	273
006	18	475	197
007	18	962	161
008	26	720	133
009	19	567	219
010	11	512	186
011	18	571	237
012	20	626	259
013	14	511	274
014	24	832	282
901	22	1,497	606
902	5	248	103

Fraser			
001	26	420	247
002	12	559	421
003	25	713	408
004	23	661	319
005	10	203	158
006	21	576	473
007	10	362	188
901	11	585	393
902	8	405	205
Mt. Clemens			
001	12	542	61
002	27	491	270
003	27	479	245
004	21	446	230
005	10	514	60
006	11	513	149
008	11	381	198
009	16	341	256
010	14	163	108
901	17	893	423
Roseville			
001	10	407	172
002	12	460	204
003	20	683	236
004	16	440	207
005	29	814	326
006	27	593	271
007	19	385	145
008	18	722	284
009	20	545	240
010	11	379	131
011	10	361	201
012	11	473	196
013	16	393	164
014	22	528	253
015	31	735	325
016	26	853	368
017	12	596	237
018	14	502	194

019	9	382	175
020	12	474	189
021	21	681	265
901	18	981	375
902	27	1,817	752

St. Clair Shores

001	16	619	546
002	23	651	358
003	27	508	366
004	20	430	284
005	41	787	424
006	25	720	322
007	12	276	179
008	23	714	419
009	22	451	194
010	32	970	511
011	37	719	597
012	25	718	468
013	20	334	202
014	15	369	237
015	35	748	463
016	29	711	427
017	31	782	470
018	28	623	365
019	28	503	285
020	15	371	234
021	25	636	285
022	16	471	314
023	19	670	403
024	27	745	349
901	67	3,001	1,997
902	51	3,153	1,888

Sterling Heights

001	9	564	289
002	22	629	331
003	15	624	319
004	22	912	445
005	19	574	336
006	17	621	431
008	11	262	220

009	16	536	419
010	30	558	340
013	4	181	114
015	18	555	346
016	17	483	255
046	27	643	345
047	11	360	182
901	20	885	543
902	5	196	125
903	4	86	34
907	34	1,474	1,012

Warren

001	3	415	44
002	11	397	151
003	3	331	108
004	5	581	203
006	1	298	91
008	6	335	147
010	10	483	179
011	5	243	102
012	7	325	151
013	12	424	172
015	7	269	81
016	6	311	96
017	4	328	99
018	3	268	104
020	3	287	98
021	4	243	77
022	1	234	68
023	7	293	96
024	13	425	182
026	3	300	115
027	3	153	92
028	5	200	96
029	3	675	250
032	6	344	136
033	3	260	109
034	10	431	171
036	8	426	189
037	5	159	70

038	4	279	100
039	0	232	119
040	6	249	153
041	5	255	127
042	9	439	219
043	2	85	43
045	4	301	144
046	6	393	222
047	5	163	86
048	4	402	199
049	2	243	140
050	12	362	246
052	3	371	140
053	2	432	261
055	4	230	156
056	8	303	196
058	7	542	180
060	9	296	193
061	5	411	187
062	4	330	176
063	9	288	168
064	6	233	176
066	2	266	155
067	7	338	278
068	8	364	187
069	6	388	159
070	8	428	213
071	2	258	159
072	1	212	178
072A	4	378	56
073	4	291	220
074	7	520	305
076	5	422	172
078	8	296	167
080	5	301	181
081	2	246	76
082	4	295	203
084	10	494	227
085	9	341	231
086	2	436	303

088	3	255	154
090	5	299	179
092	3	99	144
093	11	424	227
094	8	415	226
096	2	244	145
097	6	252	206
098	3	206	146
099	5	174	90
099A	4	250	183
100	6	245	152
101	10	265	188
102	3	267	155
103	3	321	189
105	8	344	287
106	4	298	216
108	6	414	273
109	3	427	201
110	4	398	245
901A	28	1,272	518
902B	9	416	171
903C	3	164	44
904D	18	770	384
905E	39	1,640	862
906F	21	903	382
907G	31	1,875	1,067
908H	16	1,187	622
909J	10	465	229
Clinton Township			
001	15	346	242
002	8	200	137
003	23	590	238
004	7	418	231
005	3	708	76
006	21	514	230
007	13	270	159
008	30	440	216
009	17	334	195
010	12	333	266
011	18	408	203

012	10	268	143
013	18	527	293
014	13	235	145
015	20	380	262
016	16	379	256
017	18	628	239
018	14	398	271
019	10	281	259
020	13	460	206
021	11	232	111
022	18	588	218
023	16	545	383
024	15	315	220
025	21	482	263
026	21	465	416
027	9	330	270
028	9	485	98
029	22	456	440
030	18	501	254
031	28	607	310
032	4	185	219
033	8	647	368
034	15	394	226
035	13	509	373
036	20	550	370
037	18	560	356
038	9	283	363
039	13	370	283
040	18	504	363
041	19	477	296
042	22	537	292
043	7	138	123
044	10	488	446
045	10	381	385
046	6	258	203
901	11	441	249
902	21	1,120	695
903	10	333	127
904	42	1,888	1,344
905	6	372	210

906	42	2,063	1,532
907	11	820	512
908	6	623	515
Lake Township			
001	0	19	29

These same results may also be obtained via:

- Election Telephone Hotline: 586.469.5209.
- 24-Hour Fax (Within MI): 1.888.99.CLERK (request document number 6710).
- 24-Hour Fax (Outside of MI): 1.310.575.5035 (request document number 6710).

www.MCNTV.com

webmaster@mcntv.com

[Click here to return to race list](#)



U.S. Representative 12th District

One 2-year term

Community Totals

ONLY Macomb County Official Election Results

View [summary report](#).

	DICK GACH (LIB)	SANDER LEVIN (DEM)	RANDELL J. SHAFFER (REP)
Center Line	78	2,651	1,080
Eastpointe	323	10,803	3,962
Fraser	146	4,484	2,812
Mt. Clemens	166	4,763	2,000
Roseville	411	14,204	5,910
St. Clair Shores	709	20,680	12,587
Sterling Heights	301	10,143	6,086
Warren	639	36,840	18,463
Clinton Township	828	27,064	17,100
Lake Township	0	19	29

These same results may also be obtained via:

- Election Telephone Hotline: 586.469.5209.
- 24-Hour Fax (Within MI): 1.888.99.CLERK (request document number 6710).
- 24-Hour Fax (Outside of MI): 1.310.575.5035 (request document number 6710).

www.MCNTV.com

webmaster@mcntv.com

[Click here to return to race list](#)



State Representative 24th District

One 2-year term

Precinct Breakdown

ONLY Macomb County Official Election Results

View [summary report](#).

	JACK BRANDENBURG (REP)	DAN FOUKES (DEM)
St. Clair Shores		
001	798	384
002	617	430
003	552	344
004	471	267
005	732	514
006	577	505
007	273	190
008	674	474
009	334	324
010	903	613
011	931	440
012	839	372
013	341	215
014	386	240
015	744	492
016	711	458
017	832	467
018	659	366
019	521	306
020	409	217
021	550	400
022	545	271
023	658	438

024	663	464
901	3,131	1,906
902	3,150	1,970
Harrison Township		
001	518	395
002	332	224
003	507	298
004	830	382
005	729	231
006	744	387
007	704	289
008	105	163
009	444	173
010	412	213
011	357	353
012	187	162
901	2,202	971
Lake Township		
001	39	9

These same results may also be obtained via:

- Election Telephone Hotline: 586.469.5209.
- 24-Hour Fax (Within MI): 1.888.99.CLERK (request document number 6710).
- 24-Hour Fax (Outside of MI): 1.310.575.5035 (request document number 6710).

www.MCNTV.com

webmaster@mcntv.com

[Click here to return to race list](#)



State Representative 24th District

One 2-year term

Community Totals

ONLY Macomb County Official Election Results

View [summary report](#).

	JACK BRANDENBURG (REP)	DAN FOUKES (DEM)
St. Clair Shores	21,001	13,067
Harrison Township	8,071	4,241
Lake Township	39	9

These same results may also be obtained via:

- Election Telephone Hotline: 586.469.5209.
- 24-Hour Fax (Within MI): 1.888.99.CLERK (request document number 6710).
- 24-Hour Fax (Outside of MI): 1.310.575.5035 (request document number 6710).

www.MCNTV.com

webmaster@mcntv.com

[Click here to return to race list](#)



State Representative 25th District

One 2-year term

Precinct Breakdown

ONLY Macomb County Official Election Results

View [summary report](#).

	STEVE BIEDA (DEM)	MICHAEL J. WIECEK (REP)
Sterling Heights		
001	516	324
002	609	380
003	606	348
004	863	503
005	541	378
006	605	461
008	245	235
009	537	432
010	543	372
014	130	130
015	544	364
016	490	255
046	601	390
047	356	194
901	944	503
902	210	116
904	84	44
907	1,528	982
Warren		
058	534	201
060	298	204
061	412	199
062	325	186

063	292	182
064	284	191
066	257	184
067	331	311
076	439	189
080	312	204
081	250	83
082	136	217
084	488	252
085	338	261
086	429	322
088	255	153
090	285	215
092	209	148
093	402	283
094	401	263
096	257	164
097	236	233
098	194	190
099	170	101
099A	269	219
100	251	154
101	254	211
102	266	158
103	310	213
105	378	281
106	322	265
108	425	319
109	439	213
110	397	268
905E	1,650	886
907G	1,869	1,096
908H	1,181	639

These same results may also be obtained via:

- Election Telephone Hotline: 586.469.5209.
- 24-Hour Fax (Within MI): 1.888.99.CLERK (request document number 6710).
- 24-Hour Fax (Outside of MI): 1.310.575.5035 (request document number 6710).

www.MCNTV.com

webmaster@mcntv.com

[Click here to return to race list](#)



State Representative 25th District

One 2-year term

Community Totals

ONLY Macomb County Official Election Results

View [summary report](#).

	STEVE BIEDA (DEM)	MICHAEL J. WIECEK (REP)
Sterling Heights	9,952	6,411
Warren	15,545	9,858

These same results may also be obtained via:

- Election Telephone Hotline: 586.469.5209.
- 24-Hour Fax (Within MI): 1.888.99.CLERK (request document number 6710).
- 24-Hour Fax (Outside of MI): 1.310.575.5035 (request document number 6710).

www.MCNTV.com

webmaster@mcntv.com

[Click here to return to race list](#)



State Representative 28th District

One 2-year term

Precinct Breakdown

ONLY Macomb County Official Election Results

View [summary report](#).

	TIMOTHY KNUE (REP)	STEPHEN J. SAMORANSKI, II (LIB)	LISA WOJNO (DEM)
Center Line			
001	218	21	473
002	110	17	341
003	178	31	672
004	129	20	328
005	126	19	331
901	146	14	615
Warren			
001	42	2	406
002	161	13	374
003	108	1	327
004	210	13	553
006	99	1	288
008	140	10	326
010	173	7	469
011	97	7	250
012	169	9	311
013	164	6	426
015	84	6	264
016	87	4	304
017	94	6	323
018	103	3	259
020	98	3	280
021	73	4	236

022	70	2	227
023	96	7	289
024	180	14	417
026	112	6	192
027	82	2	156
028	92	2	204
029	237	5	660
032	133	3	343
033	112	1	243
034	152	9	430
036	196	7	398
037	140	3	321
038	100	6	271
039	108	1	233
040	141	6	251
041	126	6	259
042	204	12	437
043	43	2	86
045	132	1	322
046	204	4	423
047	82	2	176
048	170	3	430
049	125	4	250
050	216	16	387
052	136	8	356
053	242	5	433
055	142	5	227
056	184	9	309
068	170	14	365
069	153	7	382
070	218	6	434
071	133	7	280
072	163	2	213
072A	61	2	370
073	208	8	283
074	294	8	519
078	154	5	317
901A	428	49	1,333
902B	158	12	428
903C	39	3	168

904D	325	21	812
906F	297	22	993
909J	181	13	505

These same results may also be obtained via:

- Election Telephone Hotline: 586.469.5209.
- 24-Hour Fax (Within MI): 1.888.99.CLERK (request document number 6710).
- 24-Hour Fax (Outside of MI): 1.310.575.5035 (request document number 6710).

www.MCNTV.com

webmaster@mcntv.com

[Click here to return to race list](#)



State Representative 28th District

One 2-year term

Community Totals

ONLY Macomb County Official Election Results

View [summary report](#).

	TIMOTHY KNUE (REP)	STEPHEN J. SAMORANSKI, II (LIB)	LISA WOJNO (DEM)
Center Line	907	122	2,760
Warren	8,841	425	21,528

These same results may also be obtained via:

- Election Telephone Hotline: 586.469.5209.
- 24-Hour Fax (Within MI): 1.888.99.CLERK (request document number 6710).
- 24-Hour Fax (Outside of MI): 1.310.575.5035 (request document number 6710).

www.MCNTV.com

webmaster@mcntv.com

[Click here to return to race list](#)



State Representative 30th District

One 2-year term

Precinct Breakdown

ONLY Macomb County Official Election Results

View [summary report](#).

	ROGER M. MACERONI (DEM)	TORY ROCCA (REP)	STEPHEN TASH (WI) (NPA)
Sterling Heights			
011	462	434	0
012	330	366	0
013	166	137	0
015A	0	0	0
017	325	428	0
018	370	450	0
019	358	414	0
020	524	500	0
021	338	261	0
022	246	318	0
023	240	328	0
024	326	351	0
025	452	564	0
026	411	501	0
027	472	533	0
028	463	466	0
029	333	364	0
030	358	598	0
031	429	518	0
032	505	633	0
033	417	495	0
034	478	540	0
035	340	276	0

036	291	261	0
037	297	404	0
038	375	596	0
039	407	450	0
040	463	641	0
041	512	727	0
042	236	176	0
043	499	561	0
044	310	303	0
045	360	380	0
048	316	383	0
049	332	457	0
050	521	835	0
051	322	463	0
052	306	406	0
903	70	56	0
905	109	116	0
906	1,633	1,673	2
907A	1	0	0
908	1,371	1,571	0
909	1,424	1,692	0
Utica			
001	176	157	0
002	292	403	0
003	264	285	0
901	244	254	0

These same results may also be obtained via:

- Election Telephone Hotline: 586.469.5209.
- 24-Hour Fax (Within MI): 1.888.99.CLERK (request document number 6710).
- 24-Hour Fax (Outside of MI): 1.310.575.5035 (request document number 6710).

www.MCNTV.com

webmaster@mcentv.com

[Click here to return to race list](#)



State Representative 30th District

One 2-year term

Community Totals

ONLY Macomb County Official Election Results

View [summary report](#).

	ROGER M. MACERONI (DEM)	TORY ROCCA (REP)	STEPHEN TASH (WI) (NPA)
Sterling Heights	18,498	21,626	2
Utica	976	1,099	0

These same results may also be obtained via:

- Election Telephone Hotline: 586.469.5209.
- 24-Hour Fax (Within MI): 1.888.99.CLERK (request document number 6710).
- 24-Hour Fax (Outside of MI): 1.310.575.5035 (request document number 6710).

www.MCNTV.com

webmaster@mcntv.com

[Click here to return to race list](#)



State Representative 31st District

One 2-year term

Precinct Breakdown

ONLY Macomb County Official Election Results

View [summary report](#).

	FRED MILLER (DEM)	JAMES MILLER (LIB)	WILLIAM A. MORELLI (REP)
Fraser			
001	324	25	341
002	435	27	530
005	179	8	189
006	435	19	615
007	275	12	267
901	488	7	497
Mt. Clemens			
001	524	16	78
002	468	22	296
003	420	31	297
004	413	34	242
005	497	18	70
006	496	20	161
008	341	17	229
009	308	13	296
010	152	7	129
901	857	26	447
Clinton Township			
002	182	12	156
003	511	36	303
004	369	16	261
005	705	8	72
006	442	23	291

007	235	13	188
008	371	26	277
009	286	14	248
010	240	11	368
011	351	26	254
012	228	19	178
013	487	19	332
014	201	10	178
015	331	21	303
016	319	18	312
017	560	21	296
018	327	17	334
019	182	16	352
020	398	18	259
021	187	11	156
022	528	24	256
024	248	17	288
026	352	19	532
028	482	12	102
030	425	24	329
031	519	34	369
033	555	25	454
034	343	16	272
040	403	15	468
045	269	12	480
901	379	15	310
902	1,021	24	794
903	296	9	167
904	1,600	37	1,652
905	330	9	248

These same results may also be obtained via:

- Election Telephone Hotline: 586.469.5209.
- 24-Hour Fax (Within MI): 1.888.99.CLERK (request document number 6710).
- 24-Hour Fax (Outside of MI): 1.310.575.5035 (request document number 6710).

www.MCNTV.com

webmaster@mcntv.com

[Click here to return to race list](#)



State Representative 31st District

One 2-year term

Community Totals

ONLY Macomb County Official Election Results

View [summary report](#).

	FRED MILLER (DEM)	JAMES MILLER (LIB)	WILLIAM A. MORELLI (REP)
Fraser	2,136	98	2,439
Mt. Clemens	4,476	204	2,245
Clinton Township	14,662	647	11,839

These same results may also be obtained via:

- Election Telephone Hotline: 586.469.5209.
- 24-Hour Fax (Within MI): 1.888.99.CLERK (request document number 6710).
- 24-Hour Fax (Outside of MI): 1.310.575.5035 (request document number 6710).

www.MCNTV.com

webmaster@mcntv.com

[Click here to return to race list](#)



State Representative 32nd District

One 2-year term

Precinct Breakdown

ONLY Macomb County Official Election Results

View [summary report](#).

	DAN ACCIAVATTI (REP)	MICHAEL R. LANDSIEDEL (DEM)	JOSEPH L. ZEMENS (LIB)
Memphis			
001	263	100	4
New Baltimore			
001	573	289	25
002	495	211	12
003	1,641	740	50
004	746	426	26
Richmond City			
001	769	316	24
002	663	295	17
901	370	194	4
Armada Township			
001	1,162	411	39
002	718	253	27
Chesterfield Township			
001	613	329	14
002	789	408	30
003	896	421	33
004	446	163	23
005	564	244	20
006	620	274	16
007	693	329	21
008	766	355	39
009	716	371	31

010	558	192	12
011	719	441	48
012	555	454	20
013	691	323	27
014	780	306	18
015	105	218	15
901	466	230	12
902	1,883	904	32
Lenox Township			
001	647	219	25
002	765	407	29
003	429	495	19
004	223	166	15
Richmond Township			
001	1,234	420	43

These same results may also be obtained via:

- Election Telephone Hotline: 586.469.5209.
- 24-Hour Fax (Within MI): 1.888.99.CLERK (request document number 6710).
- 24-Hour Fax (Outside of MI): 1.310.575.5035 (request document number 6710).

www.MCNTV.com

webmaster@mcntv.com

[Click here to return to race list](#)



State Representative 32nd District

One 2-year term

Community Totals

ONLY Macomb County Official Election Results

View [summary report](#).

	DAN ACCIAVATTI (REP)	MICHAEL R. LANDSIEDEL (DEM)	JOSEPH L. ZEMENS (LIB)
Memphis	263	100	4
New Baltimore	3,455	1,666	113
Richmond City	1,802	805	45
Armada Township	1,880	664	66
Chesterfield Township	11,860	5,962	411
Lenox Township	2,064	1,287	88
Richmond Township	1,234	420	43

These same results may also be obtained via:

- Election Telephone Hotline: 586.469.5209.
- 24-Hour Fax (Within MI): 1.888.99.CLERK (request document number 6710).
- 24-Hour Fax (Outside of MI): 1.310.575.5035 (request document number 6710).

www.MCNTV.com

webmaster@mcntv.com

[Click here to return to race list](#)



State Representative 33rd District

One 2-year term

Precinct Breakdown

ONLY Macomb County Official Election Results

View [summary report](#).

	GARY E. CYNOWA (DEM)	LEON DROLET (REP)
Clinton Township		
001	256	335
023	413	498
025	398	360
027	218	379
029	302	597
032	156	236
035	369	504
036	450	466
037	451	462
038	180	472
039	259	390
041	367	402
042	438	380
043	94	158
044	338	595
046	208	250
906	1,409	2,191
907	603	718
908	463	649
Macomb Township		
001	388	652
002	366	382
003	496	896

004	486	743
005	276	565
006	276	393
007	389	632
008	274	406
009	536	970
010	377	350
011	512	770
012	451	755
013	339	587
014	302	646
015	153	264
016	517	1,050
017	388	715
018	350	340
019	420	322
020	494	860
021	513	877
022	347	556
023	307	763
024	271	464
901	1,077	1,895
902	1,389	2,186
Ray Township		
001	195	396
002	261	512
901	122	303

These same results may also be obtained via:

- Election Telephone Hotline: 586.469.5209.
- 24-Hour Fax (Within MI): 1.888.99.CLERK (request document number 6710).
- 24-Hour Fax (Outside of MI): 1.310.575.5035 (request document number 6710).

www.MCNTV.com

webmaster@mcentv.com

[Click here to return to race list](#)



State Representative 33rd District

One 2-year term

Community Totals

ONLY Macomb County Official Election Results

View [summary report](#).

	GARY E. CYNOWA (DEM)	LEON DROLET (REP)
Clinton Township	7,372	10,042
Macomb Township	11,694	19,039
Ray Township	578	1,211

These same results may also be obtained via:

- Election Telephone Hotline: 586.469.5209.
- 24-Hour Fax (Within MI): 1.888.99.CLERK (request document number 6710).
- 24-Hour Fax (Outside of MI): 1.310.575.5035 (request document number 6710).

www.MCNTV.com

webmaster@mcentv.com

[Click here to return to race list](#)



State Representative 36th District

One 2-year term

Precinct Breakdown

ONLY Macomb County Official Election Results

View [summary report](#).

	ROBERT MURPHY (DEM)	BRIAN PALMER (REP)
Bruce Township		
001	284	413
002	266	864
003	337	589
004	141	380
901	326	827
Shelby Township		
001	350	738
002	358	618
003	212	352
004	270	553
005	276	457
006	381	380
007	308	593
008	194	305
009	336	353
010	302	461
011	392	468
012	225	409
013	193	316
014	256	539
015	181	340
016	251	688
017	399	760

018	202	300
019	224	402
020	289	290
021	321	261
022	371	850
023	227	764
024	278	802
025	320	659
026	311	299
027	334	433
028	280	432
029	265	390
901	1,409	1,970
902	1,733	3,353
903	148	435
Washington Township		
001	262	412
002	316	615
003	222	560
004	421	489
005	273	680
006	159	439
007	263	653
008	245	514
009	292	565
901	1,088	2,335

These same results may also be obtained via:

- Election Telephone Hotline: 586.469.5209.
- 24-Hour Fax (Within MI): 1.888.99.CLERK (request document number 6710).
- 24-Hour Fax (Outside of MI): 1.310.575.5035 (request document number 6710).

www.MCNTV.com

webmaster@mcentv.com

[Click here to return to race list](#)



State Representative 36th District

One 2-year term

Community Totals

ONLY Macomb County Official Election Results

View [summary report](#).

	ROBERT MURPHY (DEM)	BRIAN PALMER (REP)
Bruce Township	1,354	3,073
Shelby Township	11,596	19,970
Washington Township	3,541	7,262

These same results may also be obtained via:

- Election Telephone Hotline: 586.469.5209.
- 24-Hour Fax (Within MI): 1.888.99.CLERK (request document number 6710).
- 24-Hour Fax (Outside of MI): 1.310.575.5035 (request document number 6710).

www.MCNTV.com

webmaster@mcentv.com

[Click here to return to race list](#)



State Representative 42nd District

One 2-year term

Precinct Breakdown

ONLY Macomb County Official Election Results

View [summary report](#).

	FRANK ACCAVITTI, JR. (DEM)	GREG FLEMING (REP)
Eastpointe		
001	671	251
002	564	155
003	791	269
004	768	277
005	733	233
006	513	176
007	994	144
008	742	139
009	595	211
010	518	189
011	595	224
012	640	255
013	547	263
014	857	270
901	1,569	546
902	260	93
Fraser		
003	742	376
004	674	300
902	436	181
Roseville		
001	402	179
002	453	204

003	682	241
004	428	216
005	799	334
006	591	272
007	383	147
008	711	294
009	521	252
010	359	143
011	354	209
012	470	187
013	388	172
014	524	245
015	760	306
016	839	377
017	581	231
018	519	183
019	349	198
020	466	200
021	673	278
901	979	361
902	1,829	718

These same results may also be obtained via:

- Election Telephone Hotline: 586.469.5209.
- 24-Hour Fax (Within MI): 1.888.99.CLERK (request document number 6710).
- 24-Hour Fax (Outside of MI): 1.310.575.5035 (request document number 6710).

www.MCNTV.com

webmaster@mcntv.com

[Click here to return to race list](#)



State Representative 42nd District

One 2-year term

Community Totals

ONLY Macomb County Official Election Results

View [summary report](#).

	FRANK ACCAVITTI, JR. (DEM)	GREG FLEMING (REP)
Eastpointe	11,357	3,695
Fraser	1,852	857
Roseville	14,060	5,947

These same results may also be obtained via:

- Election Telephone Hotline: 586.469.5209.
- 24-Hour Fax (Within MI): 1.888.99.CLERK (request document number 6710).
- 24-Hour Fax (Outside of MI): 1.310.575.5035 (request document number 6710).

www.MCNTV.com

webmaster@mcntv.com

[Click here to return to race list](#)



State Board of Education

Two 8-year terms

Precinct Breakdown

ONLY Macomb County Official Election Results

View [summary report](#).

	SCOTTY BOMAN (LIB)	ALICE E. CHRISTIAN (WI) (NPA)	NANCY DANHOF (REP)	GAIL M. GRAESER (UST)	MARIANNE YARED MCGUIRE (DEM)	COLETTE MCLOGAN (NLP)	HERBERT S. MOYER (DEM)	PETER PONZETTI (GRN)	STEPHANIE POORTENGA (UST)	ROBERT M. SMART (REP)	ERNIE WHITESIDE (LIB)
Center Line											
001	40	0	284	23	311	14	277	13	21	255	23
002	25	0	163	9	237	10	204	13	12	152	10
003	48	0	246	22	508	17	460	22	26	230	16
004	29	0	170	14	228	8	206	10	14	148	15
005	29	0	143	20	269	5	236	9	17	145	11
901	11	0	212	18	487	7	459	10	14	187	6
Eastpointe											
001	44	0	302	31	459	28	412	24	33	272	14
002	50	0	212	21	360	22	326	25	22	179	20
003	61	0	310	23	554	21	502	18	24	300	22
004	66	0	324	37	537	19	490	25	22	305	19
005	58	0	286	31	498	20	457	22	23	273	21
006	32	0	215	23	353	12	316	16	21	213	18
007	40	0	189	32	805	20	754	31	30	170	26
008	42	0	160	30	615	12	572	21	27	134	23
009	56	0	243	23	435	25	386	18	34	218	12
010	34	0	203	25	398	12	356	12	13	183	15
011	38	0	261	21	416	20	376	14	22	239	13
012	48	0	303	21	482	16	431	19	22	274	16
013	53	0	284	31	371	12	338	19	14	256	19
014	41	1	299	40	689	24	629	27	25	277	16
901	60	0	695	49	1,203	24	1,119	32	30	618	22
902	13	0	111	2	217	4	192	1	3	103	7
Fraser											
001	35	0	267	18	300	9	264	14	17	245	16
002	37	0	442	13	406	15	352	29	10	405	9
003	51	0	452	21	504	20	457	24	20	410	21
004	33	0	348	19	521	13	459	17	17	315	18
005	16	0	171	9	148	3	139	4	11	155	7
006	37	0	494	19	403	7	340	13	16	459	15
007	21	0	207	9	272	9	233	19	9	186	4
901	20	0	393	8	476	8	466	8	4	384	8
902	12	0	216	5	349	0	338	2	2	196	5

Memphis											
001	16	0	178	12	120	12	103	4	14	168	5
Mt. Clemens											
001	13	0	76	10	487	12	454	18	6	71	16
002	35	0	275	21	369	18	319	25	18	248	17
003	51	0	287	28	336	20	286	21	23	248	21
004	42	2	228	23	327	18	306	22	17	189	27
005	19	0	66	21	474	12	438	8	13	57	19
006	31	0	152	20	424	11	405	11	11	141	14
008	35	0	194	20	300	9	266	13	12	193	15
009	17	0	277	21	252	4	222	9	20	247	17
010	20	0	107	10	110	4	89	9	7	102	8
901	35	0	475	34	706	11	661	19	26	407	13
New Baltimore											
001	35	0	387	33	355	21	312	21	16	350	15
002	40	0	318	17	265	15	227	17	18	272	15
003	94	0	1,104	69	944	35	806	41	43	999	36
004	45	0	537	43	496	20	425	30	23	488	15
Richmond City											
001	39	0	526	35	396	19	334	21	36	493	14
002	33	0	456	27	357	19	318	13	24	415	13
901	17	0	259	14	243	2	221	4	10	228	5
Roseville											
001	48	0	181	24	307	19	272	16	24	166	10
002	44	0	228	27	343	16	290	15	28	211	9
003	56	0	260	30	550	19	504	15	24	235	20
004	40	3	224	15	341	13	293	12	13	199	12
005	75	0	333	43	624	22	547	35	36	306	31
006	64	0	290	31	451	17	410	19	28	268	26
007	29	0	156	21	309	14	263	16	15	136	10
008	63	0	313	39	545	27	491	29	31	297	16
009	51	0	265	23	399	13	360	22	21	246	19
010	40	0	151	27	279	12	248	6	17	129	12
011	34	0	224	18	262	11	222	12	11	201	12
012	48	0	223	24	367	13	299	13	19	172	17
013	33	0	187	27	297	10	272	15	17	154	15
014	53	0	229	32	418	8	371	13	23	227	23
015	54	0	338	18	588	22	550	18	21	322	21
016	82	0	387	50	620	33	557	36	44	353	34
017	48	3	255	29	455	10	404	14	22	216	18
018	33	0	200	28	378	13	337	20	18	186	12
019	34	0	194	17	280	13	244	16	17	186	11
020	37	0	216	18	352	11	326	22	16	191	12
021	54	0	274	29	555	15	513	17	24	259	17
901	31	0	405	29	799	26	743	22	24	391	12
902	79	0	807	57	1,501	40	1,388	49	43	741	31
St. Clair Shores											
001	40	0	611	23	431	11	353	23	10	554	20
002	50	0	397	24	479	20	404	28	16	377	20
003	49	0	375	20	378	19	322	19	16	343	24
004	53	0	315	16	278	12	243	16	19	292	19

005	90	0	472	37	554	22	479	33	20	426	32
006	55	0	373	38	538	14	482	18	27	336	25
007	25	0	181	12	202	11	175	13	12	168	14
008	47	0	453	27	518	16	450	22	24	397	22
009	36	0	212	20	335	12	288	20	16	204	20
010	86	0	584	35	670	22	588	30	34	523	27
011	63	0	634	35	502	17	425	39	31	575	21
012	66	0	520	31	452	21	397	31	22	480	26
013	29	0	222	17	230	9	204	20	8	203	10
014	35	0	231	22	267	12	218	11	8	218	9
015	56	0	495	39	524	25	452	22	27	461	28
016	55	0	448	38	493	25	436	34	29	394	25
017	66	0	528	47	551	24	462	27	31	469	24
018	60	0	390	31	422	22	363	19	24	368	27
019	37	0	314	22	341	17	293	23	22	280	17
020	25	0	246	22	265	19	233	15	16	228	10
021	47	0	327	25	436	16	375	28	22	304	11
022	46	0	331	32	327	13	258	16	18	297	13
023	52	0	420	29	490	9	435	16	26	387	21
024	52	0	402	22	551	18	487	11	20	368	22
901	115	0	2,168	96	2,282	56	2,086	57	77	2,024	58
902	107	0	2,111	80	2,451	48	2,207	47	59	1,908	42

Sterling Heights

001	42	0	330	25	403	16	376	16	15	306	13
002	54	0	377	34	438	16	385	22	21	342	23
003	41	0	346	14	452	15	408	19	18	325	16
004	48	0	494	22	674	17	607	19	26	463	23
005	36	0	373	32	425	15	377	18	27	365	17
006	47	0	453	28	449	11	401	24	28	415	20
008	21	0	233	16	170	5	161	13	11	222	13
009	52	0	447	43	356	17	316	24	32	413	15
010	47	0	380	24	391	25	340	27	22	334	18
011	31	0	360	17	381	13	325	18	14	325	14
012	28	0	300	18	280	11	246	17	11	266	6
013	14	0	146	11	127	5	105	6	8	113	4
014	7	0	118	8	94	0	85	6	7	112	5
015	37	0	379	19	413	13	389	22	24	345	18
016	36	0	278	23	368	11	342	22	20	245	14
017	35	0	349	28	303	13	272	19	13	321	18
018	35	0	361	16	358	14	312	25	15	318	9
019	44	0	334	14	333	12	307	24	12	295	17
020	53	0	441	27	444	16	378	23	17	411	18
021	31	0	224	21	311	8	291	14	6	202	13
022	34	0	273	18	218	6	187	9	18	234	10
023	23	0	259	24	216	10	185	10	22	244	14
024	41	0	282	27	282	9	244	16	21	257	18
025	36	0	440	24	404	12	382	26	26	415	14
026	36	0	411	13	368	10	331	25	15	383	11
027	39	0	420	21	426	16	381	21	23	397	16
028	56	0	366	31	414	21	361	27	18	337	23
029	35	0	283	20	298	15	240	19	25	254	15
030	40	0	519	33	280	18	230	18	23	476	25

031	46	0	372	33	366	16	323	18	22	347	16
032	47	0	538	32	410	14	343	23	23	491	23
033	48	0	385	23	342	11	289	21	24	374	23
034	50	0	426	22	404	19	337	27	27	409	25
035	32	0	220	12	291	8	278	18	9	205	13
036	36	0	222	17	265	21	238	14	12	199	16
037	20	0	336	12	268	9	239	16	12	308	8
038	34	0	467	23	367	12	314	21	18	435	18
039	59	0	350	35	383	20	327	21	21	315	20
040	44	0	505	43	377	10	314	30	26	469	21
041	58	0	547	52	455	17	377	29	40	519	19
042	25	0	142	7	232	5	206	11	7	132	13
043	68	0	423	35	440	19	404	31	25	381	26
044	19	0	264	11	260	13	227	10	16	260	4
045	51	0	323	17	272	12	232	17	17	292	23
046	45	0	387	26	491	20	449	20	23	351	19
047	30	0	208	21	252	9	228	13	14	178	12
048	25	0	306	10	309	11	268	18	14	289	10
049	32	0	364	20	277	13	253	15	14	328	22
050	70	0	660	31	488	21	427	30	28	590	30
051	33	0	374	13	300	10	266	14	18	360	15
052	17	0	349	15	299	8	264	14	14	313	7
901	35	0	590	23	689	19	641	26	18	536	12
902	9	0	130	6	142	3	139	15	9	117	4
903	3	0	48	1	61	3	64	2	3	40	2
904	3	0	52	1	65	1	56	1	2	51	1
905	4	0	102	4	100	2	97	4	6	88	1
906	88	0	1,434	71	1,435	27	1,330	59	68	1,316	42
907	85	0	1,110	46	1,115	30	1,021	37	43	993	37
908	64	0	1,291	69	1,318	32	1,233	57	46	1,216	22
909	69	0	1,461	77	1,309	28	1,207	51	54	1,350	29

Utica

001	19	0	135	13	148	6	135	6	12	126	7
002	40	0	351	30	231	13	192	20	17	321	13
003	30	0	225	21	251	9	212	13	14	192	9
901	13	0	193	4	252	6	226	5	8	178	3

Warren

001	4	0	51	3	390	2	383	6	2	50	1
002	15	0	160	5	344	6	314	9	8	159	12
003	5	0	119	4	289	3	273	7	2	104	5
004	10	0	226	5	487	7	477	11	5	212	6
006	6	0	97	1	254	1	243	4	3	91	3
008	12	0	158	1	280	4	274	2	3	153	11
010	8	0	192	7	426	3	411	4	1	182	6
011	11	0	116	2	196	5	190	4	2	110	7
012	10	0	164	2	266	3	253	3	6	152	9
013	9	0	188	3	362	2	352	7	3	175	6
015	7	0	95	3	227	1	226	3	3	85	6
016	10	0	103	4	277	7	267	9	3	95	5
017	7	0	100	4	297	2	279	7	0	102	6
018	4	0	116	2	233	2	227	8	5	112	2
020	4	0	119	1	233	0	234	1	8	102	3

021	7	0	75	3	218	1	209	1	8	78	4
022	5	0	75	5	204	1	192	3	5	72	2
023	10	0	105	3	254	3	233	2	8	105	8
024	14	0	198	4	373	3	365	2	4	188	15
026	9	0	125	4	263	1	252	2	4	119	3
027	2	0	99	0	126	0	117	1	2	96	2
028	5	0	104	2	171	1	164	2	1	98	1
029	11	0	258	5	603	3	577	5	8	248	6
032	13	0	145	1	318	1	290	4	3	138	6
033	2	0	125	2	216	0	203	0	4	121	1
034	7	0	178	5	383	1	356	5	1	168	7
036	9	0	208	3	357	0	342	6	1	196	6
037	6	0	153	1	283	1	269	0	3	151	3
038	8	0	105	2	245	1	232	10	4	97	1
039	6	0	134	4	179	4	175	2	1	118	5
040	6	0	162	2	197	1	178	6	5	149	6
041	5	0	139	2	209	2	189	4	2	143	7
042	16	0	226	4	363	2	337	12	4	214	7
043	3	0	52	0	70	1	64	0	1	51	2
045	6	0	149	5	248	1	235	1	4	134	4
046	15	0	246	2	295	2	270	8	6	229	4
047	5	0	88	1	134	0	121	1	2	85	6
048	8	0	208	4	338	5	316	10	5	184	3
049	10	0	148	3	192	3	185	5	1	134	5
050	19	0	251	10	284	1	279	4	8	237	16
052	8	0	142	2	330	2	319	6	3	136	3
053	12	0	269	3	344	3	322	7	1	264	5
055	7	0	159	2	183	3	170	4	3	150	6
056	10	0	218	2	227	8	217	6	5	201	8
058	12	0	194	3	443	7	420	13	11	190	10
060	17	0	194	5	239	2	226	6	4	183	13
061	12	0	205	2	331	5	315	5	2	187	4
062	8	0	203	3	252	2	238	5	2	177	6
063	13	0	170	1	231	2	212	2	2	166	9
064	8	0	191	4	242	2	218	6	4	175	4
066	5	0	170	4	209	5	188	5	6	152	5
067	13	0	295	7	260	5	238	4	8	289	7
068	19	0	182	5	306	4	283	7	4	175	11
069	10	0	165	4	305	0	289	3	3	162	8
070	13	0	244	3	339	3	322	3	3	227	3
071	10	0	155	3	198	0	182	2	2	146	4
072	3	0	202	1	159	1	149	2	3	190	0
072A	4	0	63	7	358	2	344	2	3	60	2
073	16	0	214	5	229	4	210	8	3	199	16
074	15	0	253	7	401	2	362	4	4	314	11
076	13	0	197	6	354	4	333	10	2	185	5
078	14	0	186	4	222	0	218	0	3	161	9
080	8	0	210	3	203	6	192	2	7	194	3
081	6	0	81	6	215	0	199	1	4	76	2
082	13	0	208	4	198	3	158	4	5	207	7
084	10	0	241	1	422	4	394	5	2	226	2
085	17	0	255	5	250	7	242	8	2	227	13

086	6	0	309	9	335	5	312	7	7	281	11
088	8	0	124	0	212	1	195	4	2	152	3
090	6	0	197	3	233	1	228	2	1	186	3
092	5	0	147	5	158	2	147	8	2	138	3
093	15	0	257	7	357	3	345	7	4	236	8
094	11	0	254	7	311	2	282	12	4	245	6
096	10	0	171	4	171	4	164	4	1	153	4
097	7	0	229	2	172	6	168	4	6	202	5
098	15	0	169	3	144	1	135	2	2	150	4
099	4	0	87	5	134	3	127	3	4	96	3
099A	14	0	212	2	195	1	165	7	3	194	3
100	10	0	154	4	197	3	186	5	1	146	5
101	18	0	205	5	193	3	181	5	8	196	9
102	8	0	169	5	198	3	187	4	5	158	5
103	11	0	208	5	247	1	236	3	3	193	1
105	15	0	280	5	273	6	240	8	6	266	8
106	11	0	247	3	220	1	194	4	6	219	5
108	14	0	288	5	317	2	302	5	4	272	11
109	19	0	218	0	352	4	312	6	4	207	9
110	11	0	263	6	299	4	278	7	10	245	4
901A	65	0	596	49	1,014	25	936	25	43	544	25
902B	16	0	186	21	351	7	328	10	21	170	5
903C	8	0	49	8	140	2	135	1	2	39	3
904D	46	0	441	21	578	11	539	20	24	413	23
905E	82	0	982	57	1,201	30	1,123	42	39	876	34
906F	41	0	451	29	708	14	683	21	19	393	16
907G	94	0	1,159	62	1,372	32	1,231	47	56	1,017	25
908H	54	0	699	38	880	21	782	26	46	613	13
909J	18	0	267	14	347	12	333	14	13	238	8

Armada Township

001	72	0	767	59	520	35	419	27	31	715	30
002	38	0	498	23	307	14	268	25	19	466	11

Bruce Township

001	27	0	310	23	276	17	233	14	10	299	19
002	36	0	643	21	288	10	254	30	13	615	24
003	45	0	446	26	327	21	287	14	21	423	17
004	13	0	315	11	138	6	119	7	7	293	9
901	33	0	596	14	366	12	349	11	11	574	13

Chesterfield Township

001	41	0	432	27	390	11	324	10	19	387	11
002	48	0	548	42	466	18	408	13	30	500	18
003	71	0	632	26	514	16	432	17	26	554	27
004	32	0	287	18	201	13	179	13	25	267	17
005	55	0	332	25	320	20	262	23	14	303	20
006	34	0	434	22	331	15	292	19	20	398	15
007	41	0	459	22	416	10	360	23	14	424	15
008	48	0	528	46	428	19	356	17	34	462	21
009	46	0	503	23	439	25	377	18	22	459	16
010	41	0	384	24	229	11	202	11	20	364	17
011	56	0	499	45	492	30	439	24	25	450	24
012	35	0	374	41	526	11	442	11	24	347	11

013	33	0	504	27	393	11	335	11	19	449	14
014	38	0	556	24	380	12	333	16	20	500	12
015	18	0	87	12	208	8	190	5	15	76	6
901	21	0	296	18	291	2	253	7	16	279	7
902	66	0	1,249	56	1,138	21	1,049	25	42	1,124	24

Clinton Township

001	25	0	268	20	246	10	211	12	8	228	15
002	13	0	133	15	143	9	125	7	11	123	14
003	47	0	255	18	480	26	415	19	21	231	18
004	29	0	240	16	334	4	308	6	12	216	17
005	9	0	63	9	672	8	648	4	11	56	5
006	25	0	246	21	405	15	350	19	19	227	16
007	21	0	161	14	206	8	185	3	13	145	9
008	33	0	229	17	343	19	308	14	20	201	16
009	23	0	208	16	266	6	233	10	12	199	12
010	22	0	305	15	233	11	208	12	13	260	13
011	38	0	216	17	311	15	291	11	16	194	16
012	22	0	156	8	216	6	197	4	8	137	8
013	35	0	295	25	420	13	385	15	19	278	17
014	18	0	150	15	172	5	156	12	11	140	8
015	30	0	256	16	282	12	254	11	16	252	15
016	15	0	270	21	285	10	268	11	15	239	8
017	30	0	268	21	524	15	464	15	14	242	14
018	31	0	283	8	294	8	255	9	8	274	14
019	20	0	277	15	171	5	151	19	10	253	9
020	35	0	226	16	357	10	319	7	16	207	10
021	14	0	122	10	179	5	153	5	6	104	9
022	30	0	230	20	485	16	438	18	17	205	15
023	36	0	429	30	370	9	325	15	17	382	17
024	23	0	244	17	232	10	189	16	9	225	8
025	35	0	283	25	365	23	327	20	22	273	16
026	40	0	448	17	345	7	289	25	9	383	21
027	23	0	295	20	223	6	193	4	15	281	8
028	17	0	105	14	444	10	399	4	12	92	7
029	42	0	495	14	296	12	256	27	20	439	22
030	35	0	270	17	380	18	326	15	14	255	16
031	46	0	336	25	445	17	398	19	20	288	19
032	13	0	222	8	130	0	117	7	7	208	5
033	38	0	387	21	507	15	456	18	32	366	11
034	29	0	234	15	318	8	290	13	6	230	6
035	26	0	404	29	352	5	316	12	19	360	13
036	27	0	386	22	421	10	362	19	24	359	12
037	38	0	357	24	409	11	352	15	23	351	12
038	12	0	394	17	197	8	162	2	11	359	4
039	16	0	291	16	272	8	232	12	13	280	12
040	33	0	374	30	375	13	325	18	20	336	9
041	30	0	304	23	342	7	292	13	29	287	9
042	32	0	298	25	441	9	373	16	24	283	17
043	16	0	138	5	85	4	78	5	4	131	7
044	23	0	459	26	331	7	288	17	19	421	11
045	30	0	386	24	239	5	216	19	16	356	6
046	11	0	233	13	184	6	166	7	8	206	7

901	18	0	269	13	334	9	309	9	7	253	5
902	38	0	743	35	918	11	836	19	27	646	16
903	7	0	167	5	263	3	250	9	4	153	7
904	63	0	1,497	54	1,451	29	1,330	34	37	1,309	28
905	10	0	229	9	289	8	259	3	13	209	4
906	63	0	1,676	62	1,562	36	1,406	43	58	1,529	38
907	20	0	533	6	672	7	604	5	14	486	9
908	19	0	572	18	475	9	428	10	8	505	7

Harrison Township

001	42	0	337	28	428	22	365	25	15	307	23
002	32	0	227	13	237	10	219	7	7	208	12
003	43	0	291	19	326	8	289	17	13	281	24
004	40	0	504	37	419	20	349	32	21	479	18
005	36	0	461	20	273	8	236	15	20	431	15
006	40	0	511	28	432	15	362	18	24	449	23
007	63	0	452	30	319	20	274	25	17	412	28
008	18	0	71	9	164	9	147	5	3	56	6
009	15	0	328	15	173	4	157	11	9	291	10
010	36	0	243	13	237	13	197	12	17	233	17
011	33	0	245	13	366	4	311	18	12	226	12
012	18	0	104	10	172	5	165	7	9	106	7
901	84	0	1,489	63	1,156	28	1,038	31	39	1,377	31

Lake Township

001	1	0	32	1	13	1	12	0	1	31	0
-----	---	---	----	---	----	---	----	---	---	----	---

Lenox Township

001	32	0	442	22	285	9	227	16	25	406	16
002	66	0	535	49	461	22	402	22	34	504	18
003	58	0	248	34	543	15	523	10	19	239	21
004	19	0	172	16	189	6	160	7	13	154	8

Macomb Township

001	50	0	489	16	374	11	324	27	16	481	18
002	33	0	318	27	298	12	278	12	15	305	15
003	68	0	724	32	494	15	433	25	17	676	31
004	58	0	587	26	477	16	420	29	27	524	18
005	51	0	421	27	273	14	242	22	24	376	24
006	28	0	318	20	263	10	234	31	18	292	7
007	38	0	496	31	377	16	329	18	19	448	14
008	27	0	328	21	275	6	224	15	13	310	14
009	45	0	779	37	545	14	474	27	26	741	21
010	46	0	284	25	354	21	300	14	34	265	16
011	55	0	612	29	484	13	416	30	28	580	20
012	39	0	627	18	435	11	402	19	23	569	14
013	30	0	460	22	337	9	284	21	17	406	15
014	40	0	511	31	305	15	258	17	24	467	16
015	13	0	217	8	155	4	134	8	4	205	4
016	60	0	872	33	524	20	454	28	29	806	25
017	46	0	575	23	394	14	355	23	27	519	9
018	36	0	272	21	343	12	304	10	19	257	6
019	36	0	271	24	367	23	330	20	24	245	15
020	55	0	649	37	497	17	435	31	27	613	15
021	44	0	686	28	517	17	454	24	24	652	21

022	22	0	455	25	344	10	302	18	16	416	6
023	33	0	619	28	315	20	257	22	16	568	4
024	39	0	351	22	253	14	225	6	16	319	13
901	79	0	1,518	52	1,119	26	1,029	39	39	1,380	33
902	103	0	1,684	74	1,462	24	1,386	55	60	1,528	35

Ray Township

001	31	0	310	16	189	12	161	11	16	302	15
002	35	0	396	20	237	17	219	11	13	381	12
901	11	0	252	9	125	5	115	6	3	246	3

Richmond Township

001	81	0	836	48	514	36	435	29	37	774	41
-----	----	---	-----	----	-----	----	-----	----	----	-----	----

Shelby Township

001	31	0	634	20	302	16	273	24	18	572	10
002	55	0	505	39	309	8	288	21	29	469	7
003	28	0	285	21	195	9	164	14	19	262	14
004	37	0	456	26	246	6	203	13	20	406	16
005	38	0	380	18	258	15	232	13	8	351	14
006	32	0	325	25	351	12	297	24	16	305	21
007	35	0	495	14	292	13	236	16	13	461	14
008	26	0	266	12	178	8	155	5	10	248	12
009	27	0	301	25	305	11	267	9	20	279	8
010	36	0	385	24	272	15	226	17	7	352	21
011	47	0	416	19	341	19	304	19	17	381	24
012	23	0	324	20	202	7	188	14	14	309	16
013	20	0	254	21	168	7	152	13	15	233	13
014	38	0	461	27	240	11	203	12	16	424	9
015	30	0	274	16	175	4	147	11	8	252	12
016	14	0	605	17	238	5	201	13	9	562	7
017	45	0	658	27	386	12	336	10	30	592	17
018	20	0	262	10	185	6	158	10	7	250	13
019	29	0	330	18	217	11	171	9	15	316	16
020	18	0	268	17	258	4	229	12	12	245	3
021	34	0	209	10	301	9	250	23	7	210	19
022	44	0	733	21	352	9	322	15	13	678	23
023	37	0	623	25	247	11	193	16	16	598	11
024	27	0	708	17	261	18	245	13	15	647	13
025	26	0	568	19	310	10	271	16	18	520	12
026	25	0	261	20	281	13	254	7	11	250	8
027	9	0	399	19	290	9	273	21	12	376	7
028	25	0	362	22	272	5	242	12	10	334	9
029	9	0	341	13	260	9	226	5	14	322	6
901	68	0	1,673	55	1,426	27	1,347	31	37	1,536	37
902	111	0	2,796	103	1,774	38	1,624	44	75	2,590	65
903	14	0	374	18	169	4	130	8	14	330	7

Washington Township

001	33	0	298	17	245	13	216	17	12	278	17
002	39	0	504	25	307	17	256	26	13	474	14
003	30	0	447	19	221	11	185	19	16	407	8
004	47	0	410	27	391	26	329	28	19	372	15
005	24	0	532	29	267	12	246	18	12	493	17
006	19	0	381	19	153	8	121	12	13	337	10

007	36	0	569	35	244	8	216	24	25	520	13
008	28	0	418	26	227	12	184	16	31	368	13
009	30	0	477	26	265	8	232	18	28	428	12
901	101	0	1,881	76	1,120	78	990	39	70	1,758	61

These same results may also be obtained via:

- Election Telephone Hotline: 586.469.5209.
- 24-Hour Fax (Within MI): 1.888.99.CLERK (request document number 6710).
- 24-Hour Fax (Outside of MI): 1.310.575.5035 (request document number 6710).

www.MCNTV.com

webmaster@mcntv.com

[Click here to return to race list](#)



State Board of Education

Two 8-year terms

Community Totals

ONLY Macomb County Official Election Results

View [summary report](#).

	SCOTTY BOMAN (LIB)	ALICE E. CHRISTIAN (WI) (NPA)	NANCY DANHOF (REP)	GAIL M. GRAESER (UST)	MARIANNE YARED MCGUIRE (DEM)	COLETTE MCLOGAN (NLP)	HERBERT S. MOYER (DEM)	PETER PONZETTI (GRN)	STEPHANIE POORTENGA (UST)	ROBERT M. SMART (REP)	ERNIE WHITESIDE (LIB)
Center Line	182	0	1,218	106	2,040	61	1,842	77	104	1,117	81
Eastpointe	736	1	4,397	440	8,392	291	7,656	324	365	4,014	283
Fraser	262	0	2,990	121	3,379	84	3,048	130	106	2,755	103
Memphis	16	0	178	12	120	12	103	4	14	168	5
Mt. Clemens	298	2	2,137	208	3,785	119	3,446	155	153	1,903	167
New Baltimore	214	0	2,346	162	2,060	91	1,770	109	100	2,109	81
Richmond City	89	0	1,241	76	996	40	873	38	70	1,136	32
Roseville	1,130	6	6,340	656	11,020	397	9,904	452	536	5,792	400
St. Clair Shores	1,442	0	13,760	840	14,967	510	13,115	638	634	12,584	587
Sterling Heights	2,328	0	24,362	1,459	23,858	813	21,355	1,232	1,211	22,387	973
Utica	102	0	904	68	882	34	765	44	51	817	32
Warren	1,267	0	20,044	610	29,843	383	27,987	624	596	18,694	656
Armada Township	110	0	1,265	82	827	49	687	52	50	1,181	41
Bruce Township	154	0	2,310	95	1,395	66	1,242	76	62	2,204	82
Chesterfield Township	724	0	8,104	498	7,162	253	6,233	263	385	7,343	275
Clinton Township	1,474	0	18,315	1,032	20,691	576	18,471	713	857	16,652	667
Harrison Township	500	0	5,263	298	4,702	166	4,109	223	206	4,856	226
Lake Township	1	0	32	1	13	1	12	0	1	31	0
Lenox Township	175	0	1,397	121	1,478	52	1,312	55	91	1,303	63
Macomb Township	1,174	0	15,123	737	11,581	384	10,283	591	602	13,948	429
Ray Township	77	0	958	45	551	34	495	28	32	929	30
Richmond Township	81	0	836	48	514	36	435	29	37	774	41
Shelby Township	1,058	0	16,931	758	11,061	361	9,807	490	545	15,660	484
Washington Township	387	0	5,917	299	3,440	193	2,975	217	239	5,435	180

These same results may also be obtained via:

- Election Telephone Hotline: 586.469.5209.
- 24-Hour Fax (Within MI): 1.888.99.CLERK (request document number 6710).
- 24-Hour Fax (Outside of MI): 1.310.575.5035 (request document number 6710).

www.MCNTV.com

webmaster@mcntv.com

004	37	326	22	16	24	17	506	305	19	456
005	8	159	10	3	8	5	155	154	9	135
006	21	457	24	5	22	20	383	452	12	340
007	21	191	5	11	16	8	263	194	11	229
901	20	390	12	8	18	11	472	379	8	422
902	7	210	4	4	5	3	346	208	6	320

Memphis

001	24	175	4	2	13	6	114	171	14	96
-----	----	-----	---	---	----	---	-----	-----	----	----

Mt. Clemens

001	23	69	11	11	18	5	481	75	5	460
002	30	267	25	22	35	18	344	259	10	303
003	54	251	26	19	27	23	337	258	18	282
004	36	205	22	22	33	20	327	197	19	293
005	22	67	11	5	18	13	459	56	13	448
006	26	136	16	11	20	17	412	144	14	394
008	34	182	13	9	23	12	288	184	15	260
009	32	256	10	5	7	14	248	245	14	214
010	14	102	9	5	10	9	100	93	7	84
901	47	440	17	16	29	8	716	403	20	662

New Baltimore

001	46	363	12	9	31	15	342	369	20	301
002	36	280	15	12	24	13	268	267	23	235
003	97	1,020	37	25	71	30	912	1,012	51	776
004	52	510	16	15	37	13	469	494	27	424

Richmond City

001	45	501	15	22	31	16	394	484	36	323
002	41	442	14	12	33	15	347	411	19	295
901	19	253	6	4	8	5	238	236	11	212

Roseville

001	40	172	16	5	23	12	302	184	22	280
002	42	217	15	4	26	13	325	221	22	292
003	37	237	23	11	31	25	547	241	15	521
004	38	197	20	9	20	10	328	201	14	298
005	62	312	41	22	41	26	605	304	43	542
006	59	262	29	17	35	30	433	271	25	402
007	33	147	12	17	17	9	302	135	14	283
008	68	292	20	18	41	21	536	294	35	481
009	35	254	21	13	25	18	387	250	24	366
010	26	133	20	7	22	15	263	143	14	250
011	26	204	11	10	26	13	245	209	17	222
012	41	188	16	3	20	17	354	196	22	311
013	37	169	12	7	27	13	296	157	11	276
014	38	223	26	4	27	19	403	232	20	373
015	41	322	25	15	34	21	580	314	21	548
016	75	356	40	17	57	34	605	360	39	557
017	43	228	21	13	29	13	431	239	24	398

018	31	193	14	10	33	11	365	194	15	334
019	29	175	17	17	19	14	275	183	14	251
020	28	201	19	11	16	14	347	206	18	320
021	52	260	25	11	22	16	548	275	15	508
901	51	378	16	14	58	9	803	384	19	740
902	98	748	31	17	71	20	1,469	763	49	1,372

St. Clair Shores

001	36	571	26	26	18	18	433	552	11	345
002	35	376	26	15	34	23	463	371	12	392
003	30	346	28	18	28	21	369	349	13	325
004	39	286	27	15	31	18	282	276	23	231
005	53	431	37	27	51	32	539	435	26	465
006	31	348	37	17	48	25	548	321	18	467
007	18	176	9	8	17	7	194	174	12	177
008	38	427	19	14	37	21	501	401	18	422
009	21	203	16	17	22	12	339	208	15	291
010	55	521	33	24	61	20	678	511	30	569
011	45	600	39	18	43	24	498	584	24	399
012	39	486	30	20	40	25	456	484	16	380
013	25	200	15	15	20	11	227	205	18	194
014	25	214	20	5	22	13	267	206	15	218
015	59	472	30	18	32	33	517	462	24	446
016	47	403	28	24	37	28	494	402	36	423
017	59	478	31	25	42	26	547	477	28	452
018	43	375	31	9	30	26	411	371	25	338
019	33	285	16	9	29	16	345	292	14	293
020	27	237	18	9	27	20	267	227	15	221
021	38	304	13	24	30	15	439	297	21	364
022	38	310	9	14	23	11	320	308	16	256
023	37	391	26	12	26	20	497	393	18	411
024	38	371	27	14	28	26	535	371	26	457
901	118	2,110	65	36	135	69	2,298	2,047	64	1,987
902	116	1,991	51	48	122	37	2,425	1,898	64	2,118

Sterling Heights

001	50	300	16	12	21	19	412	305	22	366
002	50	360	25	21	32	29	429	350	20	374
003	32	320	19	10	30	15	455	341	17	393
004	42	461	34	15	29	21	645	468	25	600
005	30	363	22	11	27	16	423	364	14	383
006	47	436	23	11	24	22	447	411	27	396
008	21	223	18	6	5	8	171	216	9	163
009	48	438	21	16	30	14	352	423	32	318
010	43	346	28	14	32	19	370	352	25	343
011	35	339	19	7	24	18	357	336	14	325
012	27	275	13	6	14	4	271	278	17	241
013	18	121	2	6	11	5	131	119	6	111

908	106	1,271	32	34	73	22	1,313	1,204	51	1,156
909	131	1,409	38	32	80	25	1,285	1,348	62	1,143
Utica										
001	22	125	12	5	8	6	146	123	11	125
002	34	326	22	8	15	17	219	320	14	196
003	31	196	21	11	19	5	239	201	12	203
901	11	184	7	6	14	2	245	189	6	209
Warren										
001	2	45	3	6	4	1	392	50	2	379
002	13	161	12	7	8	11	321	149	8	331
003	9	109	3	4	6	5	284	112	3	270
004	9	204	5	10	5	9	487	215	7	469
006	2	93	2	4	4	3	250	95	3	244
008	6	142	9	3	5	9	284	157	2	272
010	5	181	6	5	2	8	420	186	2	416
011	5	107	6	1	2	5	198	110	4	196
012	5	148	7	5	4	6	270	154	4	256
013	2	178	5	5	6	6	357	178	4	349
015	9	86	8	4	4	5	227	86	2	224
016	11	95	6	2	4	5	267	98	7	268
017	4	98	4	5	3	3	283	100	7	278
018	4	115	1	2	0	1	231	108	4	223
020	8	106	1	3	2	0	245	108	4	231
021	3	81	3	2	1	6	206	76	7	208
022	6	68	3	2	1	4	201	72	6	191
023	8	98	7	5	5	7	250	102	4	238
024	7	192	10	3	3	13	369	197	8	352
026	10	121	3	2	3	3	260	121	5	250
027	4	100	1	1	0	2	122	98	1	117
028	5	99	3	1	1	2	162	99	4	157
029	13	255	6	8	2	9	588	243	9	576
032	7	138	7	7	5	6	308	138	1	297
033	5	115	0	4	3	1	211	122	3	204
034	6	169	8	5	6	9	370	175	1	353
036	3	190	10	2	1	7	346	195	7	345
037	3	143	2	1	1	3	264	119	1	248
038	2	103	6	6	5	2	247	92	4	238
039	2	127	3	7	1	2	180	124	1	173
040	3	124	7	5	2	8	185	145	2	181
041	8	142	3	2	5	5	191	136	0	193
042	8	225	11	9	2	8	353	219	5	331
043	1	49	2	1	0	3	69	50	1	62
045	7	137	4	1	4	5	242	137	5	237
046	4	214	5	2	5	5	295	217	5	292
047	4	86	5	0	0	3	126	86	3	119
048	6	192	3	9	4	7	324	196	6	312

108	11	279	9	5	8	8	306	262	9	290
109	5	203	11	4	7	10	322	205	5	315
110	8	246	5	7	7	5	291	252	3	273
901A	87	548	12	16	58	15	1,014	554	45	932
902B	28	180	8	6	12	7	344	181	20	319
903C	6	51	4	2	5	1	138	39	6	134
904D	35	423	27	12	32	24	577	405	14	549
905E	96	940	34	29	67	29	1,174	908	42	1,064
906F	37	431	15	14	32	9	700	421	31	661
907G	105	1,094	30	20	86	23	1,341	1,077	55	1,198
908H	70	657	17	14	58	10	849	646	45	763
909J	23	254	9	12	24	5	353	250	11	322

Armada Township

001	90	725	39	25	44	22	487	717	35	404
002	50	457	15	11	22	13	296	450	25	256

Bruce Township

001	26	305	19	8	19	16	260	294	12	228
002	41	615	27	19	21	17	260	595	21	217
003	58	416	26	17	25	21	317	413	29	262
004	18	292	7	5	9	6	135	288	6	110
901	34	569	15	9	15	14	354	568	15	329

Chesterfield Township

001	39	400	14	15	26	12	378	399	18	326
002	52	513	25	11	28	25	443	509	32	395
003	47	592	32	13	28	33	474	574	31	418
004	27	268	14	12	27	14	199	257	17	169
005	45	295	21	14	40	21	303	302	20	261
006	27	410	22	6	18	11	320	409	34	280
007	41	430	17	11	18	14	388	423	21	337
008	64	474	22	11	35	25	435	453	28	360
009	56	439	25	10	34	17	434	439	20	377
010	40	366	22	6	23	14	222	375	22	196
011	50	455	31	13	39	20	483	456	30	439
012	46	340	16	13	23	9	504	347	26	442
013	35	469	18	9	14	14	380	450	23	316
014	39	517	18	9	22	15	370	501	29	312
015	17	79	5	2	8	3	215	77	7	198
901	32	292	9	10	13	11	293	279	14	250
902	86	1,180	34	28	67	29	1,101	1,176	52	985

Clinton Township

001	23	245	18	9	19	10	236	240	15	208
002	20	132	10	3	16	11	138	130	8	116
003	40	227	27	8	31	23	469	235	23	411
004	27	218	19	6	9	14	324	213	18	300
005	14	62	5	2	14	3	657	58	10	649
006	35	228	22	8	20	12	400	224	13	340

907	27	514	10	7	23	8	660	481	12	578
908	31	523	6	11	26	5	466	513	13	405
Harrison Township										
001	37	316	28	10	32	21	417	305	17	367
002	15	214	18	6	13	10	241	213	11	212
003	18	280	28	9	27	25	307	283	13	299
004	50	489	20	24	32	11	399	452	18	339
005	29	445	18	13	14	15	255	435	15	229
006	37	466	31	15	24	24	414	436	19	352
007	46	417	38	20	28	35	315	406	25	248
008	18	65	5	3	12	3	160	61	6	151
009	20	309	10	10	9	11	159	296	15	144
010	25	243	21	7	20	22	224	231	11	188
011	31	232	15	12	7	13	344	230	16	314
012	13	112	7	5	9	11	162	106	6	149
901	68	1,428	38	22	65	36	1,173	1,350	37	992
Lake Township										
001	0	32	0	0	2	0	12	34	0	12
Lenox Township										
001	42	401	22	7	33	19	256	402	21	213
002	66	488	25	12	50	20	457	494	33	408
003	47	234	23	12	24	15	550	233	26	521
004	20	158	9	8	11	4	190	162	9	157
Macomb Township										
001	35	465	29	12	23	21	368	467	19	318
002	39	302	15	6	26	9	288	291	18	261
003	44	683	36	15	30	29	474	680	25	404
004	56	535	20	17	44	18	477	541	20	397
005	41	400	25	13	20	21	284	384	23	226
006	33	295	12	12	22	9	266	301	19	235
007	41	471	21	18	31	13	352	448	20	289
008	29	304	17	3	11	14	267	304	13	223
009	48	726	27	12	34	26	529	731	25	457
010	51	264	16	8	30	15	348	271	26	304
011	64	580	23	14	37	20	450	563	34	387
012	46	592	17	6	28	13	429	586	16	373
013	42	412	16	12	23	10	315	412	18	268
014	44	467	21	11	24	14	295	458	22	257
015	13	202	10	2	11	6	157	198	6	133
016	53	815	30	10	36	28	506	828	33	453
017	52	525	20	15	29	14	381	525	22	339
018	35	254	7	6	20	11	348	249	17	306
019	38	262	17	21	29	14	371	245	22	319
020	57	632	20	11	34	20	467	619	31	418
021	38	644	26	10	29	23	502	636	19	440
022	34	426	14	8	23	9	336	411	18	279

023	37	586	16	13	24	10	290	590	20	244
024	36	324	16	6	28	17	255	326	25	213
901	84	1,454	34	24	81	33	1,086	1,407	36	973
902	119	1,562	53	28	81	46	1,497	1,539	68	1,269

Ray Township

001	33	305	15	9	14	11	165	297	15	147
002	29	371	10	4	32	10	246	383	17	204
901	15	237	3	5	16	3	119	243	13	101

Richmond Township

001	87	778	41	20	62	43	487	772	43	403
-----	----	-----	----	----	----	----	-----	-----	----	-----

Shelby Township

001	28	581	15	12	21	13	306	570	26	257
002	40	482	20	18	19	12	315	481	24	261
003	33	259	17	10	9	15	197	267	16	163
004	43	408	18	18	15	15	236	404	26	189
005	27	359	22	16	16	15	253	363	15	208
006	45	307	21	21	17	12	348	300	15	284
007	29	465	18	16	14	19	280	459	15	226
008	17	252	19	5	10	15	174	246	12	141
009	31	283	14	3	16	12	313	274	16	269
010	33	358	22	15	20	19	250	354	23	220
011	32	381	26	9	22	22	341	382	27	293
012	21	307	19	9	16	17	211	309	13	172
013	25	237	19	11	13	16	167	236	17	141
014	29	444	12	13	13	9	239	439	19	195
015	24	247	15	11	9	11	170	256	19	129
016	31	553	9	8	16	8	239	546	15	183
017	42	597	22	14	25	25	374	583	24	318
018	9	255	14	7	9	11	179	254	8	158
019	23	307	20	6	16	18	212	302	9	174
020	24	247	4	5	10	2	274	250	3	233
021	23	204	24	21	11	16	292	201	7	244
022	34	696	29	9	18	21	352	685	14	299
023	32	614	19	9	18	13	241	600	16	189
024	25	665	16	10	14	14	265	646	13	223
025	29	510	18	13	16	5	310	516	17	271
026	29	240	15	6	19	11	276	242	10	250
027	22	382	5	8	14	4	308	375	14	263
028	24	348	8	7	17	7	270	336	13	228
029	18	318	7	5	10	8	260	313	7	225
901	80	1,596	44	23	45	29	1,394	1,574	47	1,248
902	121	2,682	77	36	94	66	1,748	2,610	86	1,530
903	24	343	6	10	9	6	158	332	12	115

Washington Township

001	39	275	16	22	22	11	217	281	15	203
002	41	491	15	10	26	14	301	473	17	250

003	33	410	7	15	13	4	221	412	19	183
004	52	369	16	20	34	14	389	356	25	328
005	35	504	17	10	19	13	254	487	22	228
006	25	350	16	7	17	12	144	329	16	113
007	51	521	20	14	27	14	224	526	26	198
008	46	364	17	8	30	15	223	367	22	175
009	40	445	9	14	14	10	242	436	26	218
901	128	1,822	56	35	96	58	1,090	1,762	61	949

These same results may also be obtained via:

- Election Telephone Hotline: 586.469.5209.
- 24-Hour Fax (Within MI): 1.888.99.CLERK (request document number 6710).
- 24-Hour Fax (Outside of MI): 1.310.575.5035 (request document number 6710).

www.MCNTV.com

webmaster@mcntv.com

[Click here to return to race list](#)



Regent of University of Michigan

Two 8-year terms

Community Totals

ONLY Macomb County Official Election Results

View [summary report](#).

	KAREN ADAMS (UST)	PATRICK ANDERSON (REP)	MICHAEL R. CORLISS (LIB)	NATHANIEL DAMREN (GRN)	MARY F. DEBUSSCHERE (NLP)	JAMES LEWIS HUDLER (LIB)	OLIVIA P. MAYNARD (DEM)	CARL MEYERS (REP)	JOE SANGER (UST)	S. MARTIN TAYLOR (DEM)
Center Line	167	1,138	83	73	97	66	2,028	1,144	117	1,793
Eastpointe	679	4,083	349	238	443	287	8,330	4,061	317	7,662
Fraser	201	2,807	126	84	178	114	3,308	2,743	110	2,956
Memphis	24	175	4	2	13	6	114	171	14	96
Mt. Clemens	318	1,975	160	125	220	139	3,712	1,914	135	3,400
New Baltimore	231	2,173	80	61	163	71	1,991	2,142	121	1,736
Richmond City	105	1,196	35	38	72	36	979	1,131	66	830
Roseville	1,030	5,868	490	272	720	393	10,749	5,956	512	9,925
St. Clair Shores	1,143	12,912	707	481	1,033	597	14,889	12,622	602	12,641
Sterling Heights	2,339	23,033	1,189	755	1,495	964	23,526	22,656	1,209	20,767
Utica	98	831	62	30	56	30	849	833	43	733
Warren	1,080	19,097	694	471	742	642	29,228	19,000	641	27,686
Armada Township	140	1,182	54	36	66	35	783	1,167	60	660
Bruce Township	177	2,197	94	58	89	74	1,326	2,158	83	1,146
Chesterfield Township	743	7,519	345	193	463	287	6,942	7,426	424	6,061
Clinton Township	1,644	16,970	804	505	1,091	658	20,278	16,809	786	17,920
Harrison Township	407	5,016	277	156	292	237	4,570	4,804	209	3,984
Lake Township	0	32	0	0	2	0	12	34	0	12
Lenox Township	175	1,281	79	39	118	58	1,453	1,291	89	1,299
Macomb Township	1,209	14,182	558	313	808	463	11,338	14,010	615	9,785
Ray Township	77	913	28	18	62	24	530	923	45	452

Richmond Township	87	778	41	20	62	43	487	772	43	403
Shelby Township	1,047	15,927	614	384	591	486	10,952	15,705	598	9,299
Washington Township	490	5,551	189	155	298	165	3,305	5,429	249	2,845

These same results may also be obtained via:

- Election Telephone Hotline: 586.469.5209.
- 24-Hour Fax (Within MI): 1.888.99.CLERK (request document number 6710).
- 24-Hour Fax (Outside of MI): 1.310.575.5035 (request document number 6710).

www.MCNTV.com

webmaster@mcntv.com

[Click here to return to race list](#)



Trustee of Michigan State University
 Two 8-year terms
Precinct Breakdown

ONLY Macomb County Official Election Results

View [summary report](#).

	BENJAMIN ALAN BURGIS (GRN)	KATHERINE DERN (NLP)	JOEL I. FERGUSON (DEM)	MELANIE FOSTER (REP)	BILL HALL (LIB)	MICHAEL H. MILLER (LIB)	RANDALL PITTMAN (REP)	PHIL THOMPSON (DEM)	CRYSTAL VAN SICKLE (UST)
Center Line									
001	14	35	289	273	25	30	250	274	39
002	11	19	233	152	16	16	142	205	17
003	14	32	488	250	28	32	223	457	37
004	6	20	220	167	22	20	158	199	23
005	8	15	254	156	12	15	139	245	23
901	7	21	477	194	8	9	196	464	21
Eastpointe									
001	16	32	433	287	27	23	254	398	40
002	13	30	343	201	39	34	178	331	42
003	18	29	542	316	24	29	299	497	47
004	15	33	527	307	23	37	300	510	36
005	22	26	484	287	26	20	269	468	46
006	14	18	346	206	20	19	200	333	30
007	18	24	793	190	19	25	168	786	40
008	19	24	612	153	20	27	144	576	36
009	17	33	439	228	32	19	204	407	42
010	10	21	386	195	29	28	180	361	24
011	9	24	404	262	17	23	237	379	27
012	18	22	468	284	18	26	275	437	37
013	5	19	366	272	24	25	269	349	28
014	13	37	679	309	20	25	280	649	31
901	16	46	1,193	661	30	28	631	1,145	50

902	0	2	209	110	10	10	92	201	5
Fraser									
001	11	16	281	255	14	25	244	257	25
002	21	28	365	430	13	22	417	339	17
003	13	37	492	414	32	36	397	461	35
004	15	21	495	332	25	27	308	464	33
005	5	9	149	165	9	12	151	127	9
006	10	19	380	464	24	30	466	324	16
007	14	19	248	204	8	16	186	225	21
901	5	16	447	396	17	18	364	441	16
902	2	9	330	210	7	6	211	321	8
Memphis									
001	6	15	109	186	8	10	170	96	17
Mt. Clemens									
001	14	17	458	74	9	18	72	463	21
002	20	31	327	277	24	26	264	304	24
003	22	32	316	278	32	31	247	299	39
004	19	17	317	217	31	34	191	304	33
005	6	20	454	71	16	20	54	457	17
006	10	19	409	147	30	26	144	391	23
008	11	30	285	194	19	18	174	258	35
009	9	13	245	265	16	22	237	224	20
010	5	8	90	107	19	15	98	88	11
901	18	23	697	459	24	16	428	647	43
New Baltimore									
001	22	30	319	387	23	24	350	302	40
002	12	23	259	307	22	10	275	220	37
003	23	54	895	1,079	50	46	991	798	91
004	18	26	469	534	23	23	479	432	45
Richmond City									
001	22	26	374	530	16	20	482	337	47
002	9	27	341	456	21	24	415	298	34
901	4	7	247	261	9	9	237	205	18
Roseville									
001	10	23	303	186	15	12	169	275	35
002	8	28	325	232	13	22	217	306	33
003	17	25	572	243	26	26	228	520	35
004	11	13	324	211	14	21	192	296	39
005	24	37	611	313	49	45	297	560	68
006	9	32	438	286	43	38	264	399	45

007	14	23	298	152	14	19	135	269	26
008	17	40	524	330	22	28	288	493	62
009	14	27	379	265	26	26	246	358	35
010	8	20	264	147	20	26	130	254	24
011	13	23	233	216	17	15	204	224	35
012	4	22	350	205	22	27	184	312	29
013	8	25	312	172	14	18	148	272	27
014	9	18	421	228	27	36	219	372	31
015	14	27	587	337	32	33	315	540	27
016	17	54	620	384	39	46	347	550	67
017	10	18	434	242	26	28	230	402	39
018	14	27	370	206	14	19	194	334	27
019	10	19	280	189	24	19	171	247	25
020	9	13	340	224	22	18	192	333	19
021	11	29	545	270	20	24	260	524	41
901	10	40	783	403	17	19	380	761	60
902	25	51	1,463	825	34	42	740	1,392	88

St. Clair Shores

001	17	23	419	583	25	26	568	345	23
002	14	32	461	385	27	31	370	394	34
003	19	26	345	367	29	32	350	316	34
004	16	20	285	299	27	23	281	243	29
005	23	48	537	445	51	53	424	491	36
006	23	35	526	355	40	33	328	485	27
007	8	12	195	171	15	13	174	186	19
008	11	31	485	425	31	23	400	434	37
009	22	24	324	210	19	17	197	293	28
010	25	51	654	555	44	36	492	578	49
011	23	30	458	635	37	39	589	413	48
012	29	33	441	490	33	25	478	383	41
013	15	18	217	223	16	17	188	190	29
014	7	19	259	226	18	16	198	245	21
015	18	39	504	483	32	45	453	465	50
016	24	32	487	409	37	34	400	453	34
017	21	50	530	486	35	36	481	457	61
018	12	36	411	391	27	37	352	357	36
019	11	25	319	306	17	20	286	301	38
020	15	22	261	246	23	13	239	220	28
021	19	24	435	312	27	17	282	398	39
022	12	19	300	323	20	18	306	271	32
023	12	24	481	412	26	33	374	425	35

024	12	24	517	401	28	31	368	464	40
901	63	112	2,198	2,149	65	80	2,072	2,046	132
902	49	92	2,358	2,032	63	61	1,908	2,158	123
Sterling Heights									
001	16	26	396	321	17	20	316	376	33
002	20	34	434	367	28	37	339	387	32
003	13	18	449	338	17	18	321	426	19
004	13	20	662	474	29	35	460	603	44
005	10	28	419	364	23	28	357	383	32
006	12	21	432	445	31	33	440	383	38
008	4	7	180	235	21	11	216	162	13
009	19	27	365	433	32	27	416	326	35
010	12	26	378	361	30	30	343	343	44
011	11	19	356	350	24	20	322	325	24
012	12	16	264	285	13	23	258	245	26
013	3	9	130	134	9	7	115	105	19
014	3	3	89	119	7	7	116	74	7
015	16	24	396	348	23	25	352	391	29
016	12	18	363	272	22	17	246	332	35
017	11	23	298	341	27	29	323	274	23
018	11	24	336	360	20	22	336	304	21
019	16	30	342	321	21	19	292	306	18
020	15	29	417	438	35	27	394	376	47
021	10	18	303	222	15	22	209	287	18
022	4	17	215	258	18	19	232	190	26
023	8	24	197	265	22	16	241	187	31
024	5	18	272	270	28	27	259	239	34
025	18	20	407	438	18	23	399	370	31
026	11	25	363	392	27	22	367	320	25
027	17	18	409	402	20	32	384	375	26
028	13	29	396	357	36	37	329	372	31
029	9	13	275	275	21	27	261	240	29
030	12	27	268	512	25	25	486	230	42
031	16	21	368	373	21	25	337	322	32
032	14	22	374	517	24	32	508	332	50
033	21	27	321	383	32	40	352	297	29
034	19	23	370	432	34	39	407	357	27
035	8	14	291	216	15	18	207	275	21
036	8	24	261	224	16	25	195	246	29
037	9	18	257	323	18	18	312	214	20
038	13	21	335	464	26	28	426	318	34

039	19	28	361	322	34	35	309	336	63
040	24	23	363	498	23	34	477	316	47
041	21	38	435	529	43	40	501	374	65
042	11	8	219	143	11	14	128	211	14
043	22	33	427	405	36	35	380	402	51
044	10	18	241	268	7	12	250	221	19
045	12	21	268	315	29	41	293	228	30
046	18	27	465	380	25	30	349	448	37
047	9	13	254	178	19	19	186	237	20
048	14	17	294	296	20	17	280	257	20
049	13	18	273	339	21	26	321	257	25
050	21	34	484	647	36	42	605	410	41
051	10	20	269	378	12	29	348	261	22
052	7	19	280	330	11	18	318	266	26
901	13	42	659	561	21	29	527	626	42
902	6	10	154	125	8	2	117	137	11
903	3	5	69	41	5	5	40	55	1
904	0	1	57	50	0	0	48	60	3
905	5	6	95	100	1	4	88	87	10
906	39	69	1,395	1,418	54	48	1,301	1,275	119
907	26	47	1,101	1,105	55	45	1,020	982	62
908	30	66	1,289	1,297	43	51	1,175	1,199	91
909	35	67	1,259	1,444	49	56	1,353	1,148	110

Utica

001	8	12	140	134	9	14	127	126	14
002	10	21	208	334	24	22	316	191	34
003	11	14	236	222	14	21	183	210	29
901	7	9	235	199	5	6	179	220	16

Warren

001	3	6	389	54	1	1	48	382	5
002	7	11	324	164	15	15	147	325	10
003	7	4	275	118	2	2	109	282	7
004	8	6	479	208	7	13	208	458	11
006	3	2	239	101	4	2	94	248	4
008	5	3	277	151	10	12	150	278	6
010	7	5	415	184	6	9	175	417	8
011	2	3	195	112	7	4	87	196	2
012	3	3	254	159	8	9	152	254	5
013	4	4	356	179	7	9	178	351	6
015	4	6	227	91	5	6	88	223	3
016	6	5	267	101	4	8	87	277	11

069	2	3	301	158	10	10	150	294	6
070	5	5	322	234	4	6	232	323	11
071	3	5	188	154	4	6	151	178	5
072	2	2	150	200	1	3	189	157	2
072A	1	5	350	61	1	2	64	340	7
073	5	3	221	207	16	18	201	211	5
074	6	7	375	330	10	16	326	347	8
076	10	2	336	187	8	4	185	322	9
078	1	2	213	184	11	9	171	210	5
080	4	2	202	201	5	8	188	197	8
081	1	4	215	81	5	5	74	197	6
082	1	3	151	199	5	9	190	167	4
084	3	6	406	229	9	12	235	404	2
085	7	2	247	245	16	21	230	237	6
086	5	5	315	310	4	5	291	306	9
088	4	6	194	170	2	5	158	197	8
090	2	3	224	183	3	4	187	213	5
092	3	3	152	145	3	4	138	142	3
093	2	5	347	248	9	8	232	342	11
094	6	6	304	236	12	8	235	287	7
096	4	4	167	155	6	6	160	162	7
097	3	5	170	213	6	5	197	169	5
098	2	0	142	152	4	8	153	136	6
099	5	2	130	96	5	6	100	125	7
099A	3	1	186	209	5	8	204	164	7
100	2	2	194	150	9	8	152	193	3
101	4	6	186	201	10	11	186	179	12
102	4	3	188	166	6	4	159	191	7
103	2	1	237	206	4	5	208	236	5
105	5	4	259	276	8	9	269	237	9
106	7	5	200	234	5	8	227	194	9
108	3	4	309	274	10	12	275	296	9
109	5	3	321	214	11	14	210	310	3
110	4	6	297	253	7	7	252	274	10
901A	19	60	991	584	32	34	531	961	81
902B	3	16	338	193	7	13	180	326	26
903C	4	5	133	53	3	3	46	131	6
904D	12	22	569	432	29	45	413	532	36
905E	41	57	1,156	972	40	38	909	1,084	71
906F	14	28	699	432	15	31	411	682	37
907G	24	54	1,325	1,116	48	56	1,088	1,237	85

908H	18	41	856	690	17	24	643	775	64
909J	6	18	355	258	7	10	248	327	25

Armada Township

001	23	35	479	761	50	53	684	406	74
002	17	18	307	474	23	25	453	256	37

Bruce Township

001	13	12	261	311	19	20	297	231	32
002	24	17	250	633	22	23	610	231	36
003	13	24	317	433	34	26	406	278	37
004	4	9	138	304	8	9	287	109	10
901	12	15	355	604	15	22	550	312	32

Chesterfield Township

001	10	26	376	422	18	19	375	344	38
002	9	30	464	522	28	31	496	394	45
003	18	26	469	602	35	44	558	417	51
004	8	21	195	277	18	24	247	172	24
005	19	29	297	325	23	28	296	266	31
006	11	21	318	442	22	19	393	279	23
007	13	15	399	443	18	21	410	342	41
008	24	33	401	500	29	37	446	359	60
009	10	34	419	472	23	30	431	387	42
010	10	23	231	383	18	22	358	200	29
011	16	31	487	481	31	32	437	434	47
012	18	26	485	377	18	27	331	437	44
013	4	16	376	475	27	20	445	317	32
014	10	24	368	538	19	19	488	319	34
015	2	12	205	90	7	8	77	190	19
901	5	12	280	303	10	14	280	262	25
902	28	44	1,109	1,214	48	44	1,170	1,007	79

Clinton Township

001	9	16	232	244	20	17	228	210	22
002	3	16	138	130	13	10	119	131	19
003	11	30	446	256	26	32	213	426	40
004	6	14	326	225	14	21	209	307	27
005	2	8	665	61	10	12	51	651	15
006	16	17	379	244	12	22	225	362	28
007	4	7	198	157	15	16	139	195	15
008	9	23	322	223	22	32	196	300	26
009	5	8	250	208	14	17	187	243	17
010	11	18	219	276	11	16	261	189	24
011	10	28	291	201	24	22	198	286	27

012	4	5	194	154	14	12	139	187	13
013	10	19	396	294	19	29	272	382	33
014	6	8	153	149	9	13	140	157	20
015	8	15	272	262	16	24	237	251	27
016	10	14	284	254	11	14	248	267	25
017	8	23	502	273	17	24	231	475	29
018	8	18	282	280	17	27	257	244	19
019	8	13	176	270	14	12	238	153	11
020	11	21	339	228	14	22	194	331	28
021	2	11	170	109	9	11	108	154	14
022	12	25	471	224	22	19	202	425	30
023	10	22	362	395	29	22	373	329	34
024	12	19	218	238	13	18	217	192	18
025	12	35	349	278	24	22	256	338	39
026	11	23	338	424	27	29	394	294	30
027	5	14	213	278	9	13	272	195	20
028	6	10	424	107	11	14	88	404	21
029	22	20	283	465	30	30	432	264	24
030	10	22	376	282	19	20	250	331	19
031	13	19	423	308	27	26	290	401	32
032	5	6	133	212	7	5	208	116	5
033	11	27	488	375	17	18	342	467	37
034	14	18	294	228	15	17	222	292	17
035	8	20	350	387	11	13	362	299	24
036	9	15	399	375	21	24	355	387	35
037	18	20	395	354	17	12	332	362	32
038	1	9	184	373	11	13	346	161	19
039	8	20	258	271	9	11	258	234	17
040	15	28	352	364	16	15	326	322	32
041	14	15	327	284	26	24	282	293	30
042	9	17	417	295	23	21	276	382	32
043	1	7	86	140	9	10	128	77	10
044	14	18	324	437	13	17	409	302	31
045	14	10	238	388	19	12	358	202	19
046	3	8	186	212	7	9	208	169	13
901	4	12	320	262	11	13	249	311	18
902	9	40	877	726	26	25	654	833	54
903	3	3	266	159	11	8	143	251	9
904	23	70	1,382	1,436	40	49	1,291	1,351	63
905	5	16	282	224	6	10	204	258	19
906	36	61	1,478	1,676	47	49	1,509	1,362	100

907	3	14	636	526	11	15	476	608	20
908	9	16	452	545	9	7	508	424	27

Harrison Township

001	15	23	417	331	21	32	303	375	28
002	7	15	230	223	22	17	200	221	15
003	12	19	310	287	26	34	260	304	18
004	21	26	405	490	19	22	447	364	43
005	14	14	261	450	20	25	426	223	28
006	14	17	408	480	29	32	436	370	37
007	21	27	306	432	42	39	403	263	42
008	7	12	154	72	7	14	54	141	18
009	9	10	168	322	14	10	290	152	21
010	9	16	238	240	22	23	214	202	16
011	16	13	339	244	17	15	227	325	22
012	9	10	169	118	7	11	95	158	11
901	25	66	1,135	1,436	44	47	1,363	1,040	64

Lake Township

001	0	2	15	29	0	0	34	10	2
-----	---	---	----	----	---	---	----	----	---

Lenox Township

001	11	25	254	428	23	26	388	232	34
002	12	35	444	526	26	34	495	431	55
003	15	20	538	255	26	32	227	523	38
004	8	16	173	165	6	11	146	164	29

Macomb Township

001	15	21	364	477	29	35	462	325	29
002	8	23	285	317	19	18	278	267	33
003	15	25	479	694	43	46	650	421	33
004	20	37	473	555	24	31	526	436	29
005	11	20	275	425	33	34	369	246	34
006	13	22	268	303	22	21	286	236	16
007	19	18	359	474	27	22	431	313	26
008	8	14	260	325	17	20	305	232	20
009	12	31	524	743	41	28	712	467	53
010	11	31	331	275	26	24	251	308	56
011	16	31	444	609	29	30	573	410	46
012	5	29	442	594	21	27	567	376	33
013	13	18	304	424	26	22	394	275	32
014	13	26	302	488	21	20	458	256	37
015	4	9	149	211	6	16	199	130	10
016	10	26	500	855	38	41	788	469	55
017	13	27	379	545	26	37	510	350	34

018	8	24	340	268	14	13	235	316	26
019	17	29	353	273	26	31	232	317	36
020	17	30	472	650	24	31	613	423	44
021	12	26	498	679	26	34	609	439	36
022	10	19	331	426	18	12	413	295	40
023	11	25	287	605	11	21	566	249	34
024	10	17	245	333	23	24	335	233	28
901	18	53	1,081	1,460	40	57	1,375	1,002	93
902	41	75	1,404	1,625	59	67	1,505	1,321	108

Ray Township

001	10	16	171	302	25	20	288	141	30
002	11	33	231	382	12	17	368	216	27
901	7	12	116	254	5	7	232	106	16

Richmond Township

001	29	46	505	806	51	72	758	409	72
-----	----	----	-----	-----	----	----	-----	-----	----

Shelby Township

001	15	20	310	598	14	20	559	270	32
002	14	27	313	491	27	23	463	283	38
003	7	13	183	280	23	23	258	158	36
004	12	11	232	439	22	27	397	203	28
005	11	13	251	369	24	21	352	221	21
006	19	20	323	322	26	19	297	310	34
007	14	17	270	470	17	22	460	246	21
008	4	12	169	262	16	15	253	146	15
009	11	17	306	290	20	17	262	285	24
010	13	19	241	380	20	30	342	224	26
011	15	28	331	393	34	29	364	303	29
012	10	16	198	319	20	17	304	174	18
013	9	17	161	251	18	15	245	136	20
014	6	15	240	453	11	13	427	203	27
015	8	19	157	265	16	16	256	137	18
016	7	10	225	583	13	12	562	187	18
017	21	19	372	624	25	21	602	321	33
018	9	12	181	252	17	11	246	158	9
019	8	13	205	327	17	16	309	174	22
020	6	7	262	264	5	11	236	246	16
021	18	16	274	214	25	27	209	253	22
022	6	18	346	708	32	27	694	298	24
023	8	22	245	608	29	23	573	197	30
024	12	20	265	655	16	18	645	230	25
025	14	23	298	533	12	16	523	249	20

026	7	24	272	245	17	18	233	250	25
027	10	16	297	399	4	11	367	266	20
028	7	14	274	343	9	8	334	239	21
029	4	7	246	327	13	11	306	233	20
901	21	39	1,394	1,640	54	37	1,536	1,291	60
902	35	76	1,743	2,756	86	86	2,637	1,509	122
903	9	14	164	358	9	5	334	114	23

Washington Township

001	19	19	228	289	17	21	284	196	24
002	6	30	281	509	19	18	471	258	32
003	16	19	222	422	14	21	402	182	27
004	17	45	371	383	11	31	353	336	41
005	18	16	256	517	19	18	488	217	32
006	7	14	137	360	12	12	346	119	25
007	13	25	222	558	21	23	532	195	34
008	5	23	212	395	17	23	372	184	43
009	13	17	248	457	18	20	435	220	37
901	33	57	1,064	1,885	69	86	1,761	948	107

These same results may also be obtained via:

- Election Telephone Hotline: 586.469.5209.
- 24-Hour Fax (Within MI): 1.888.99.CLERK (request document number 6710).
- 24-Hour Fax (Outside of MI): 1.310.575.5035 (request document number 6710).

www.MCNTV.com

webmaster@mcntv.com

Township	0	2	15	29	0	0	34	10	2
Lenox Township	46	96	1,409	1,374	81	103	1,256	1,350	156
Macomb Township	350	706	11,149	14,633	689	762	13,642	10,112	1,021
Ray Township	28	61	518	938	42	44	888	463	73
Richmond Township	29	46	505	806	51	72	758	409	72
Shelby Township	370	614	10,748	16,418	691	665	15,585	9,514	897
Washington Township	147	265	3,241	5,775	217	273	5,444	2,855	402

These same results may also be obtained via:

- Election Telephone Hotline: 586.469.5209.
- 24-Hour Fax (Within MI): 1.888.99.CLERK (request document number 6710).
- 24-Hour Fax (Outside of MI): 1.310.575.5035 (request document number 6710).

www.MCNTV.com

webmaster@mcntv.com

[Click here to return to race list](#)



Governor of Wayne State University

Two 8-year terms

Precinct Breakdown

ONLY Macomb County Official Election Results

View [summary report](#).

	TINA ABBOTT (DEM)	PHILIP A. ADAMS (UST)	MARGARET GUTTSHALL (GRN)	SUSAN LICATA HAROUTUNIAN (REP)	PAUL C. HILLEGONDS (REP)	JERRY JANKIEWICZ (LIB)	THOMAS W. JONES (LIB)	ANNETTA MILLER (DEM)	KATHLEEN OAKFORD (NLP)
Center Line									
001	286	23	20	257	250	35	23	289	27
002	231	9	8	142	142	23	16	225	11
003	487	24	17	221	210	34	22	503	23
004	213	19	11	155	154	21	21	211	15
005	253	16	5	143	141	26	11	257	9
901	464	19	10	168	195	20	4	483	16
Eastpointe									
001	429	32	22	263	255	31	23	415	26
002	360	26	18	180	169	39	32	349	27
003	529	31	20	281	289	35	30	537	28
004	531	37	22	286	291	29	28	532	31
005	509	32	27	260	260	25	20	487	28
006	346	27	20	192	197	28	11	333	22
007	802	25	16	168	169	30	31	790	31
008	597	25	21	147	143	22	27	593	24
009	433	18	17	220	205	37	25	425	24
010	382	26	11	173	173	28	21	383	18
011	394	27	10	238	237	28	19	391	18
012	463	24	18	281	279	29	23	447	17
013	361	24	16	258	261	25	24	351	17
014	662	31	18	280	293	29	20	671	28
901	1,144	33	24	619	615	61	27	1,176	35
902	202	3	6	103	97	11	7	203	2
Fraser									
001	280	19	14	218	238	29	18	280	14
002	359	17	16	399	412	22	17	384	22
003	477	28	17	395	382	37	28	496	22

004	490	19	13	293	301	38	19	509	19
005	146	5	4	151	156	10	7	147	7
006	343	13	9	445	463	26	27	351	16
007	256	19	15	188	174	12	11	247	14
901	439	18	10	350	393	18	11	440	14
902	321	6	6	195	211	11	4	332	4

Memphis

001	110	14	6	170	168	12	9	110	7
-----	-----	----	---	-----	-----	----	---	-----	---

Mt. Clemens

001	477	12	7	65	64	10	8	488	16
002	322	17	19	250	260	27	25	339	24
003	336	29	26	250	237	38	22	317	22
004	323	33	22	196	183	29	19	317	19
005	465	9	11	49	61	12	13	475	22
006	401	24	12	126	143	24	24	419	14
008	293	19	11	169	167	21	21	292	12
009	240	17	8	234	249	22	14	236	8
010	96	8	8	92	103	11	12	94	7
901	670	29	23	413	440	24	15	690	22

New Baltimore

001	338	24	17	346	351	29	24	339	20
002	240	22	11	281	283	27	19	245	25
003	835	62	37	995	1,021	79	44	855	47
004	462	25	21	466	497	27	18	474	21

Richmond City

001	358	44	24	472	476	28	25	371	29
002	320	35	16	418	419	18	22	326	32
901	227	11	8	225	236	13	7	242	4

Roseville

001	310	23	9	162	162	28	13	298	21
002	329	27	9	205	203	12	16	330	30
003	553	22	15	226	224	44	22	545	22
004	322	27	5	189	189	27	16	314	22
005	610	53	19	298	285	51	50	590	43
006	441	35	14	259	259	48	40	418	24
007	288	21	13	132	129	19	13	307	19
008	543	46	17	275	283	40	27	528	30
009	396	25	12	232	236	39	24	378	24
010	263	21	7	134	134	25	17	268	16
011	246	20	13	203	201	19	18	239	20
012	343	21	5	180	182	34	16	350	24
013	297	20	7	155	153	23	16	294	24
014	408	32	6	203	212	33	29	407	13
015	582	14	15	312	300	41	30	586	30
016	622	45	30	347	335	44	41	599	57

017	449	32	10	225	216	19	25	433	12
018	365	21	12	186	177	25	14	362	19
019	251	22	14	178	176	22	17	254	16
020	346	22	16	188	187	25	21	341	17
021	546	25	15	251	247	27	28	541	24
901	778	35	15	365	391	30	16	789	29
902	1,431	61	37	726	766	71	33	1,439	62

St. Clair Shores

001	380	20	21	555	589	33	18	363	18
002	427	19	15	343	375	35	27	426	33
003	344	18	15	352	352	48	27	330	22
004	273	23	22	285	275	29	23	258	19
005	526	38	22	412	416	57	44	520	38
006	523	32	21	312	343	44	30	496	22
007	191	13	9	165	167	21	11	193	6
008	468	23	15	388	393	38	28	455	28
009	321	23	19	194	200	26	13	307	13
010	640	40	26	506	494	67	43	620	35
011	446	34	31	582	602	49	35	434	30
012	416	33	26	468	486	36	25	399	32
013	215	17	16	197	208	17	13	202	14
014	256	24	9	199	211	20	15	243	16
015	493	42	24	455	456	37	30	483	22
016	476	34	30	394	391	38	32	465	26
017	512	41	23	445	469	43	29	506	40
018	401	26	12	361	349	47	27	375	38
019	323	25	15	270	278	21	13	319	21
020	249	20	14	213	239	29	16	248	17
021	427	24	19	292	290	34	18	422	21
022	295	24	11	293	293	23	15	308	19
023	475	25	14	355	377	35	29	443	18
024	504	31	17	356	367	36	23	505	20
901	2,113	108	70	1,966	2,133	109	59	2,163	81
902	2,241	91	49	1,868	1,991	100	61	2,255	69

Sterling Heights

001	393	32	12	275	298	35	18	402	18
002	415	26	20	334	346	50	33	421	28
003	419	16	13	320	323	35	19	434	20
004	635	33	18	448	452	40	28	631	20
005	396	22	10	349	362	38	23	411	24
006	428	23	14	417	409	44	26	408	24
008	168	13	6	209	218	24	15	163	12
009	353	30	20	420	411	40	20	347	22
010	355	27	14	333	345	31	29	379	27
011	336	14	9	314	346	34	17	348	19
012	243	17	7	270	270	27	11	268	19

013	126	6	5	120	110	15	6	124	7
014	87	5	7	108	114	8	3	77	3
015	407	18	15	340	345	36	25	396	14
016	360	22	14	244	232	26	19	354	20
017	290	19	9	327	323	40	23	289	17
018	332	18	18	320	319	30	20	333	18
019	337	20	12	286	293	33	24	324	22
020	407	27	17	393	413	33	26	410	28
021	301	20	9	192	206	28	21	299	17
022	209	14	4	233	235	21	17	211	15
023	211	19	16	228	247	23	16	190	17
024	272	26	7	254	254	28	21	265	14
025	400	30	14	395	390	35	16	395	18
026	347	16	24	365	364	32	19	337	20
027	393	37	12	359	377	35	27	386	22
028	405	34	15	323	316	34	25	388	22
029	268	22	10	252	260	27	14	275	14
030	254	40	11	480	480	39	22	251	23
031	350	25	14	335	341	36	21	347	18
032	368	27	14	500	494	35	26	349	26
033	321	29	16	339	351	38	36	311	20
034	373	26	20	389	396	45	27	378	29
035	285	12	6	188	208	23	18	288	7
036	273	19	14	196	200	23	16	258	19
037	234	18	6	295	323	38	13	241	12
038	338	39	13	413	426	45	23	329	18
039	383	43	18	296	286	31	25	369	28
040	362	30	18	437	469	36	31	349	25
041	423	43	32	487	506	46	27	418	28
042	212	14	11	137	132	10	17	225	2
043	446	35	23	367	359	46	28	426	25
044	243	18	11	245	236	11	8	251	12
045	262	21	14	288	288	29	30	266	19
046	481	31	16	338	338	41	34	462	27
047	245	21	13	170	176	26	15	235	13
048	283	13	15	279	285	24	12	280	14
049	256	24	14	311	331	29	20	264	19
050	440	35	17	593	601	71	35	433	24
051	280	28	9	336	342	27	21	277	16
052	297	14	8	308	322	18	10	273	14
901	637	24	14	528	548	51	14	661	30
902	139	12	8	115	124	11	4	141	8
903	59	2	1	44	45	6	4	58	2
904	56	0	0	45	48	5	1	57	2
905	93	5	5	88	94	10	2	91	4
906	1,309	75	40	1,296	1,396	104	47	1,384	46

907	1,024	61	33	1,014	1,055	88	47	1,034	49
908	1,227	79	40	1,156	1,224	90	34	1,267	38
909	1,171	73	36	1,304	1,463	78	47	1,214	54
Utica									
001	137	13	9	122	122	16	12	141	7
002	212	18	13	304	314	25	19	213	19
003	238	16	12	191	191	23	17	232	15
901	208	12	7	175	192	13	8	242	8
Warren									
001	390	5	4	46	48	6	2	387	2
002	325	10	10	147	146	16	17	331	5
003	276	4	7	109	102	5	5	290	2
004	464	7	10	208	197	11	7	486	9
006	245	1	5	92	91	5	1	249	2
008	276	1	7	145	139	13	12	290	6
010	413	4	5	179	172	9	5	418	8
011	135	4	0	71	65	6	4	123	2
012	256	1	5	152	150	7	6	261	6
013	342	2	6	178	171	7	4	361	7
015	227	1	3	88	79	6	6	239	5
016	273	3	1	95	88	6	9	279	4
017	281	3	8	98	91	4	3	291	3
018	226	3	3	110	107	2	2	237	3
020	242	5	5	105	95	5	2	244	4
021	205	3	2	74	74	6	5	210	0
022	199	4	2	67	66	5	4	201	1
023	240	5	3	97	95	10	7	252	6
024	369	4	6	187	181	13	12	367	5
026	255	3	5	119	114	6	4	258	4
027	114	1	4	93	92	4	3	122	1
028	162	2	1	93	94	3	3	166	1
029	588	8	6	238	239	9	5	601	7
032	295	4	7	147	137	10	5	304	3
033	209	5	2	109	103	0	1	217	0
034	363	3	6	166	153	11	10	375	4
036	338	7	3	194	190	7	6	338	5
037	275	2	2	149	146	3	3	235	4
038	236	4	9	103	96	4	4	233	1
039	177	2	4	117	119	3	2	181	3
040	183	0	7	148	138	8	4	195	0
041	190	2	4	130	136	6	7	190	3
042	346	7	7	211	217	12	12	343	1
043	64	0	2	44	46	3	2	70	1
045	234	3	3	131	127	6	4	242	4
046	285	5	6	213	217	8	5	301	3
047	122	2	1	86	86	5	3	128	0

048	308	2	6	190	192	10	9	319	2
049	176	3	4	128	135	8	4	195	2
050	277	6	5	236	235	14	11	286	3
052	313	4	11	131	134	8	5	324	5
053	320	2	3	252	262	8	4	340	2
055	168	3	4	152	159	8	3	175	4
056	213	1	9	199	208	10	7	222	6
058	424	2	12	180	179	19	10	444	8
060	227	4	7	184	182	17	9	231	4
061	308	3	9	186	200	6	6	330	6
062	230	3	1	171	178	10	11	250	0
063	210	2	3	159	154	10	7	216	4
064	214	4	4	159	181	6	4	242	2
066	189	6	6	151	148	6	3	198	5
067	254	7	6	268	285	14	7	261	2
068	295	4	6	171	179	9	9	298	8
069	294	2	3	152	150	13	12	302	3
070	313	5	7	229	222	14	7	332	6
071	187	2	5	137	138	13	4	182	3
072	148	1	2	194	197	5	1	153	2
072A	345	3	4	61	57	2	2	350	5
073	208	5	6	194	207	20	17	214	5
074	366	4	8	322	317	21	12	405	6
076	328	3	13	168	180	10	5	336	6
078	209	4	3	164	165	13	6	226	4
080	192	3	6	196	188	7	2	207	8
081	205	1	2	78	71	6	4	212	2
082	187	6	2	199	191	16	5	200	4
084	406	6	4	218	227	12	8	402	4
085	228	3	12	233	224	22	15	252	5
086	297	4	9	297	283	6	6	317	6
088	203	2	7	162	151	9	3	203	4
090	209	1	5	183	180	8	5	224	2
092	152	3	4	134	135	3	2	155	1
093	353	3	7	228	229	10	8	349	8
094	286	5	8	230	227	11	8	309	5
096	162	5	5	150	149	5	7	181	3
097	158	6	3	200	204	8	4	175	6
098	137	4	7	137	143	8	9	136	1
099	129	4	1	88	93	11	5	135	4
099A	168	3	6	199	203	9	4	193	5
100	194	1	5	139	149	11	8	201	2
101	177	9	4	197	191	13	14	188	8
102	185	5	5	158	151	9	6	200	1
103	235	1	2	199	190	6	3	253	1
105	241	8	7	269	261	16	11	262	6

106	195	2	9	222	213	14	5	207	5
108	297	5	2	252	269	15	10	311	4
109	312	2	5	206	203	10	11	321	6
110	279	6	4	244	249	14	8	299	3
901A	983	47	28	528	535	68	26	989	42
902B	337	16	9	172	181	15	11	327	15
903C	130	7	3	47	52	4	1	140	2
904D	547	31	13	403	422	58	19	556	15
905E	1,106	59	37	877	941	88	33	1,147	32
906F	674	29	19	390	429	50	16	695	23
907G	1,218	78	31	1,015	1,093	120	45	1,258	55
908H	804	45	30	616	651	51	18	843	31
909J	345	17	13	235	244	18	7	346	12

Armada Township

001	467	59	26	668	683	50	38	448	36
002	278	33	20	416	432	28	20	289	21

Bruce Township

001	257	20	12	285	291	20	20	246	11
002	251	24	20	596	602	28	19	234	21
003	299	28	12	384	407	39	26	309	14
004	124	9	8	284	287	10	9	123	7
901	312	27	13	523	582	26	14	345	14

Chesterfield Township

001	382	25	7	384	361	24	17	376	17
002	440	34	15	490	487	34	36	435	21
003	455	34	18	564	553	45	48	445	22
004	186	18	11	260	253	22	19	181	19
005	289	27	22	291	282	33	23	296	25
006	314	20	8	395	384	24	21	311	20
007	388	33	16	416	413	20	19	367	18
008	392	33	16	461	447	45	36	392	30
009	424	33	16	425	430	21	23	413	26
010	226	22	8	360	366	22	19	219	12
011	473	47	15	422	434	37	31	479	40
012	490	23	13	344	338	19	18	462	27
013	368	24	10	458	443	27	15	333	16
014	362	26	11	493	494	24	23	343	16
015	204	7	5	81	76	10	10	206	9
901	264	24	6	263	277	16	8	283	15
902	1,020	67	28	1,133	1,172	58	51	1,045	50

Clinton Township

001	235	16	10	233	223	22	13	221	10
002	132	17	2	118	125	11	11	131	15
003	456	21	15	208	232	29	30	460	26
004	328	9	7	215	217	20	11	325	10
005	653	13	2	55	55	11	5	671	8

006	385	27	10	223	224	16	17	381	10
007	196	11	4	140	146	19	11	195	10
008	338	21	8	191	195	19	25	324	21
009	253	12	8	182	185	22	15	257	11
010	200	20	7	259	258	14	16	215	16
011	290	23	15	176	191	22	26	294	23
012	193	8	7	142	137	13	10	200	10
013	403	28	12	273	267	24	22	390	29
014	161	17	6	137	144	6	10	153	7
015	268	21	10	238	244	26	25	254	10
016	286	16	11	247	237	11	17	276	16
017	511	18	13	233	230	24	17	501	11
018	267	7	10	250	263	27	19	272	15
019	160	12	8	252	252	13	12	158	9
020	353	16	11	191	192	22	21	345	20
021	175	9	6	100	103	9	8	167	8
022	465	14	10	205	204	20	26	462	19
023	337	23	8	371	378	35	23	355	25
024	203	12	10	215	216	17	12	215	15
025	361	24	15	252	259	23	24	345	21
026	325	15	10	400	404	28	25	317	12
027	214	15	7	258	265	17	10	205	7
028	419	14	6	86	85	9	9	434	9
029	266	21	20	423	439	38	28	271	21
030	346	23	17	243	270	29	14	349	21
031	414	20	17	281	280	38	24	417	16
032	126	11	7	202	212	7	5	116	4
033	479	29	20	348	344	18	13	482	20
034	306	15	20	205	217	22	20	294	9
035	333	18	13	353	372	25	8	304	15
036	393	30	8	350	357	27	18	399	18
037	390	23	14	324	350	19	18	370	15
038	181	8	5	357	351	11	5	164	12
039	244	23	3	246	263	15	12	250	16
040	345	31	11	330	334	25	8	346	25
041	328	24	9	262	269	25	20	310	23
042	410	25	17	264	264	33	19	403	14
043	80	7	1	125	132	7	10	87	8
044	328	26	14	418	402	26	12	315	15
045	236	16	11	359	368	20	8	217	7
046	183	9	5	209	207	8	6	171	7
901	305	17	8	236	261	11	7	325	11
902	819	40	17	639	705	36	19	871	33
903	261	11	6	140	152	9	6	259	2
904	1,326	49	33	1,260	1,384	70	41	1,396	46
905	268	11	9	192	208	9	11	277	19

906	1,370	75	50	1,490	1,613	88	45	1,416	58
907	615	20	11	469	502	32	9	616	14
908	412	15	15	510	547	16	8	438	15
Harrison Township									
001	400	31	13	294	318	27	16	395	28
002	228	16	7	198	204	26	18	230	13
003	292	18	12	275	271	37	30	289	20
004	399	36	24	439	444	22	26	377	23
005	233	17	14	426	432	24	21	233	15
006	402	28	14	432	439	31	27	392	28
007	276	31	25	387	417	42	35	276	31
008	145	8	6	65	58	10	7	154	13
009	162	19	8	298	298	12	11	156	8
010	232	23	11	204	214	29	17	220	17
011	333	17	13	220	235	23	17	328	12
012	162	8	6	103	109	11	10	163	7
901	1,047	51	23	1,312	1,416	68	36	1,068	56
Lake Township									
001	8	1	0	34	35	0	0	11	3
Lenox Township									
001	249	30	8	373	389	36	20	245	24
002	459	43	15	557	488	33	36	445	32
003	549	30	17	223	218	21	27	538	17
004	171	20	9	154	152	14	7	172	12
Macomb Township									
001	357	26	11	436	458	42	28	340	20
002	287	20	8	271	290	22	16	291	25
003	463	26	20	638	671	52	36	438	18
004	458	33	17	518	509	36	23	450	32
005	282	29	11	374	375	35	27	266	12
006	272	19	13	278	277	25	14	269	13
007	333	27	16	441	451	33	28	320	22
008	252	19	5	312	297	22	14	236	12
009	511	32	13	701	712	40	19	501	25
010	337	40	14	244	257	31	16	330	33
011	447	31	19	556	565	29	25	452	27
012	408	25	9	560	569	39	20	411	19
013	294	19	11	390	398	34	14	292	16
014	275	28	14	448	443	28	21	286	24
015	141	5	6	199	204	14	10	139	6
016	490	38	13	793	792	61	36	484	27
017	385	25	18	511	517	31	17	371	24
018	350	14	6	243	238	14	15	333	15
019	357	24	20	236	235	25	26	348	33
020	453	34	15	608	614	33	29	450	31
021	469	20	15	625	631	32	30	472	18

001	215	21	14	265	276	22	19	219	19
002	277	27	13	471	471	25	15	277	20
003	201	24	16	400	406	21	15	189	18
004	382	31	19	349	340	18	21	359	37
005	228	25	16	482	499	26	16	246	13
006	130	13	10	337	327	19	11	145	15
007	208	31	18	507	530	37	16	216	17
008	202	24	10	371	371	26	17	200	21
009	242	31	11	429	425	25	10	229	18
901	956	81	38	1,730	1,859	99	73	1,034	54

These same results may also be obtained via:

- Election Telephone Hotline: 586.469.5209.
- 24-Hour Fax (Within MI): 1.888.99.CLERK (request document number 6710).
- 24-Hour Fax (Outside of MI): 1.310.575.5035 (request document number 6710).

www.MCNTV.com

webmaster@mcntv.com

[Click here to return to race list](#)



Governor of Wayne State University

Two 8-year terms

Community Totals

ONLY Macomb County Official Election Results

View [summary report](#).

	TINA ABBOTT (DEM)	PHILIP A. ADAMS (UST)	MARGARET GUTTSALL (GRN)	SUSAN LICATA HAROUTUNIAN (REP)	PAUL C. HILLEGONDS (REP)	JERRY JANKIEWICZ (LIB)	THOMAS W. JONES (LIB)	ANNETTA MILLER (DEM)	KATHLEEN OAKFORD (NLP)
Center Line	1,934	110	71	1,086	1,092	159	97	1,968	101
Eastpointe	8,144	421	286	3,949	3,933	487	368	8,083	376
Fraser	3,111	144	104	2,634	2,730	203	142	3,186	132
Memphis	110	14	6	170	168	12	9	110	7
Mt. Clemens	3,623	197	147	1,844	1,907	218	173	3,667	166
New Baltimore	1,875	133	86	2,088	2,152	162	105	1,913	113
Richmond City	905	90	48	1,115	1,131	59	54	939	65
Roseville	10,719	670	315	5,631	5,647	746	542	10,610	598
St. Clair Shores	13,935	848	565	12,226	12,744	1,072	704	13,738	718
Sterling Heights	22,417	1,542	861	21,745	22,465	2,092	1,276	22,452	1,192
Utica	795	59	41	792	819	77	56	828	49
Warren	28,075	642	632	18,378	18,573	1,255	718	29,039	559
Armada Township	745	92	46	1,084	1,115	78	58	737	57
Bruce Township	1,243	108	65	2,072	2,169	123	88	1,257	67
Chesterfield Township	6,677	497	225	7,240	7,210	481	417	6,586	383
Clinton Township	19,331	1,056	609	16,085	16,734	1,193	864	19,386	867
Harrison Township	4,311	303	176	4,653	4,855	362	271	4,281	271
Lake Township	8	1	0	34	35	0	0	11	3
Lenox Township	1,428	123	49	1,307	1,247	104	90	1,400	85
Macomb Township	10,845	768	359	13,498	13,752	898	607	10,717	603
Ray	495	61	33	841	885	57	39	518	48

Township									
Richmond Township	443	60	27	722	772	60	53	466	50
Shelby Township	10,130	772	395	15,088	15,747	885	628	10,179	558
Washington Township	3,041	308	165	5,341	5,504	318	213	3,114	232

These same results may also be obtained via:

- Election Telephone Hotline: 586.469.5209.
- 24-Hour Fax (Within MI): 1.888.99.CLERK (request document number 6710).
- 24-Hour Fax (Outside of MI): 1.310.575.5035 (request document number 6710).

www.MCNTV.com

webmaster@mcntv.com

[Click here to return to race list](#)



Prosecuting Attorney

One 4-year term

Precinct Breakdown

ONLY Macomb County Official Election Results

View [summary report](#).

	ERIC J. SMITH (DEM)	DAVID VIVIANO (REP)
Center Line		
001	379	336
002	280	188
003	577	297
004	289	191
005	303	178
901	530	233
Eastpointe		
001	550	373
002	429	275
003	679	376
004	634	410
005	601	364
006	427	259
007	876	271
008	663	218
009	508	309
010	451	256
011	502	320
012	568	337
013	463	350
014	756	378
901	1,279	819
902	229	127

Fraser		
001	333	297
002	439	449
003	557	439
004	535	371
005	168	157
006	467	498
007	294	218
901	528	432
902	362	235
Memphis		
001	167	207
Mt. Clemens		
001	536	81
002	503	301
003	451	322
004	447	260
005	497	85
006	485	193
008	373	230
009	355	274
010	166	131
901	825	508
New Baltimore		
001	480	410
002	386	328
003	1,224	1,219
004	653	555
Richmond City		
001	523	579
002	470	506
901	271	290
Roseville		
001	347	239
002	382	285
003	609	319
004	428	236
005	712	438
006	549	336
007	340	199

008	649	382
009	462	342
010	315	203
011	296	286
012	415	262
013	351	222
014	501	296
015	710	368
016	755	503
017	507	331
018	451	245
019	326	241
020	420	261
021	619	348
901	869	486
902	1,596	990
St. Clair Shores		
001	457	733
002	504	549
003	442	455
004	340	407
005	694	565
006	630	464
007	252	217
008	632	548
009	396	270
010	821	727
011	663	719
012	620	613
013	285	275
014	306	324
015	639	628
016	574	616
017	686	627
018	534	500
019	446	406
020	309	324
021	555	407
022	431	390
023	625	477

024	654	498
901	2,543	2,525
902	2,642	2,510
Sterling Heights		
001	478	359
002	556	425
003	566	383
004	804	569
005	505	417
006	531	525
008	227	258
009	438	524
010	471	448
011	465	417
012	353	337
013	147	153
014	117	139
015	448	460
016	408	331
017	323	444
018	381	460
019	380	395
020	520	520
021	352	257
022	261	303
023	273	303
024	352	317
025	550	481
026	438	472
027	506	500
028	515	415
029	343	354
030	421	537
031	515	452
032	583	565
033	490	445
034	533	486
035	380	241
036	310	251
037	306	392

038	443	540
039	442	418
040	551	552
041	663	601
042	260	175
043	564	494
044	327	298
045	380	360
046	584	429
047	303	242
048	357	362
049	382	410
050	621	741
051	359	429
052	336	385
901	740	685
902	165	158
903	69	55
904	62	67
905	106	124
906	1,654	1,679
907	1,175	1,293
908	1,429	1,501
909	1,461	1,698
Utica		
001	176	164
002	343	362
003	304	255
901	270	222
Warren		
001	399	57
002	363	188
003	307	135
004	539	249
006	281	113
008	313	168
010	434	230
011	238	128
012	294	178
013	399	216

015	252	102
016	304	107
017	318	105
018	239	136
020	260	123
021	227	91
022	212	89
023	267	122
024	378	215
026	280	137
027	144	109
028	176	124
029	638	271
032	320	169
033	233	137
034	395	206
036	371	239
037	304	164
038	252	118
039	223	124
040	143	166
041	239	158
042	416	253
043	79	55
045	271	184
046	350	271
047	148	101
048	378	222
049	228	154
050	348	275
052	349	163
053	436	277
055	210	193
056	282	226
058	538	221
060	289	232
061	385	234
062	313	204
063	273	196
064	233	229

066	231	216
067	308	339
068	347	217
069	333	211
070	375	298
071	216	210
072	183	214
072A	364	71
073	271	243
074	458	387
076	400	215
078	282	197
080	247	260
081	233	97
082	253	268
084	461	277
085	304	290
086	387	369
088	229	182
090	255	235
092	192	164
093	411	278
094	364	316
096	220	199
097	220	263
098	192	188
099	163	113
099A	254	229
100	232	173
101	241	213
102	234	192
103	287	232
105	333	304
106	268	298
108	385	364
109	387	278
110	374	307
901A	1,169	624
902B	393	209
903C	139	64

904D	635	508
905E	1,402	1,087
906F	771	533
907G	1,562	1,364
908H	1,006	796
909J	391	299
Armada Township		
001	718	958
002	469	552
Bruce Township		
001	336	365
002	396	739
003	447	496
004	202	325
901	458	676
Chesterfield Township		
001	539	438
002	690	558
003	746	642
004	336	304
005	479	363
006	444	474
007	529	530
008	628	557
009	610	528
010	393	380
011	739	508
012	620	436
013	539	517
014	538	570
015	246	102
901	384	321
902	1,477	1,327
Clinton Township		
001	336	274
002	191	165
003	553	302
004	429	237
005	699	85
006	500	287

007	255	191
008	433	257
009	341	215
010	334	300
011	377	263
012	261	172
013	482	371
014	231	166
015	365	309
016	361	291
017	581	315
018	355	356
019	261	305
020	432	253
021	203	159
022	543	287
023	509	463
024	287	280
025	463	333
026	420	502
027	352	269
028	475	119
029	459	486
030	465	323
031	551	415
032	182	233
033	661	392
034	389	260
035	490	422
036	545	420
037	551	404
038	280	404
039	382	303
040	490	425
041	474	338
042	521	348
043	129	144
044	442	516
045	385	428
046	236	232

901	410	301
902	1,032	842
903	294	180
904	1,831	1,513
905	332	263
906	1,845	1,859
907	789	564
908	573	585

Harrison Township

001	524	391
002	309	247
003	426	359
004	597	614
005	406	530
006	603	547
007	466	514
008	181	88
009	268	349
010	330	297
011	443	275
012	233	119
901	1,500	1,682

Lake Township

001	8	40
-----	---	----

Lenox Township

001	380	503
002	647	565
003	641	301
004	230	181

Macomb Township

001	522	577
002	405	372
003	798	700
004	702	582
005	414	476
006	366	339
007	530	544
008	372	347
009	750	827
010	461	301

011	701	647
012	656	618
013	487	493
014	482	525
015	213	218
016	693	966
017	652	527
018	430	285
019	472	307
020	720	687
021	749	758
022	503	467
023	519	623
024	383	379
901	1,442	1,595
902	1,861	1,802
Ray Township		
001	271	381
002	375	462
901	176	275
Richmond Township		
001	723	989
Shelby Township		
001	486	662
002	434	588
003	272	323
004	387	485
005	327	447
006	422	370
007	363	568
008	230	288
009	358	348
010	352	433
011	442	451
012	280	379
013	232	297
014	341	498
015	231	321
016	325	669
017	523	702

018	223	299
019	308	354
020	309	288
021	346	247
022	422	860
023	367	687
024	432	702
025	453	572
026	361	272
027	401	409
028	395	363
029	330	356
901	1,635	1,813
902	2,118	3,078
903	229	366
Washington Township		
001	329	350
002	429	543
003	333	476
004	492	464
005	411	559
006	220	399
007	352	608
008	337	445
009	398	506
901	1,379	2,112

These same results may also be obtained via:

- Election Telephone Hotline: 586.469.5209.
- 24-Hour Fax (Within MI): 1.888.99.CLERK (request document number 6710).
- 24-Hour Fax (Outside of MI): 1.310.575.5035 (request document number 6710).

www.MCNTV.com

webmaster@mcentv.com

[Click here to return to race list](#)



Prosecuting Attorney

One 4-year term

Community Totals

ONLY Macomb County Official Election Results

View [summary report](#).

	ERIC J. SMITH (DEM)	DAVID VIVIANO (REP)
Center Line	2,358	1,423
Eastpointe	9,615	5,442
Fraser	3,683	3,096
Memphis	167	207
Mt. Clemens	4,638	2,385
New Baltimore	2,743	2,512
Richmond City	1,264	1,375
Roseville	12,609	7,818
St. Clair Shores	17,680	16,774
Sterling Heights	28,679	28,031
Utica	1,093	1,003
Warren	33,630	22,955
Armada Township	1,187	1,510
Bruce Township	1,839	2,601
Chesterfield Township	9,937	8,555
Clinton Township	25,767	20,126
Harrison Township	6,286	6,012
Lake Township	8	40
Lenox Township	1,898	1,550
Macomb Township	16,283	15,962
Ray Township	822	1,118
Richmond Township	723	989
Shelby Township	14,334	18,495
Washington Township	4,680	6,462

These same results may also be obtained via:

- Election Telephone Hotline: 586.469.5209.
- 24-Hour Fax (Within MI): 1.888.99.CLERK (request document number 6710).
- 24-Hour Fax (Outside of MI): 1.310.575.5035 (request document number 6710).

www.MCNTV.com

webmaster@mcntv.com

[Click here to return to race list](#)



Sheriff

One 4-year term

Precinct Breakdown

ONLY Macomb County Official Election Results

View [summary report](#).

	KRISTI DEAN (REP)	MARK A. HACKEL (DEM)
Center Line		
001	223	495
002	129	349
003	200	693
004	140	341
005	132	347
901	134	640
Eastpointe		
001	255	685
002	160	558
003	233	825
004	254	797
005	233	740
006	190	509
007	153	988
008	139	735
009	195	621
010	148	569
011	206	629
012	212	701
013	207	609
014	233	900
901	438	1,680
902	68	291

Fraser		
001	200	504
002	334	660
003	317	839
004	288	719
005	111	274
006	352	746
007	174	398
901	278	708
902	138	477
Memphis		
001	131	247
Mt. Clemens		
001	74	540
002	227	580
003	243	540
004	189	526
005	76	502
006	142	535
008	156	456
009	187	447
010	75	226
901	244	1,105
New Baltimore		
001	293	609
002	204	528
003	773	1,708
004	381	850
Richmond City		
001	347	781
002	333	679
901	158	416
Roseville		
001	141	458
002	196	491
003	214	718
004	174	494
005	282	888
006	225	667
007	115	431

008	285	757
009	202	617
010	123	404
011	171	410
012	164	526
013	134	448
014	203	604
015	282	812
016	297	975
017	208	647
018	160	549
019	129	438
020	166	524
021	229	751
901	256	1,105
902	528	2,067
St. Clair Shores		
001	456	721
002	330	728
003	298	606
004	271	477
005	366	899
006	275	823
007	141	330
008	316	866
009	181	481
010	398	1,150
011	460	938
012	369	870
013	170	395
014	193	437
015	394	875
016	351	838
017	375	946
018	298	754
019	256	596
020	160	481
021	242	728
022	218	612
023	314	803

024	309	853
901	1,399	3,677
902	1,302	3,861
Sterling Heights		
001	244	604
002	263	715
003	259	701
004	382	1,018
005	248	683
006	357	726
008	174	319
009	310	656
010	276	650
011	243	652
012	203	492
013	87	220
014	74	182
015	288	619
016	218	521
017	267	505
018	245	598
019	236	551
020	326	721
021	173	434
022	193	385
023	173	403
024	181	499
025	310	698
026	300	603
027	317	693
028	251	683
029	199	507
030	361	616
031	237	728
032	351	805
033	263	687
034	309	721
035	142	478
036	182	382
037	230	477

038	351	640
039	273	593
040	327	793
041	378	893
042	121	310
043	310	767
044	209	435
045	224	536
046	302	716
047	160	391
048	208	510
049	261	554
050	451	915
051	288	502
052	273	449
901	345	1,092
902	75	249
903	27	97
904	24	105
905	58	171
906	869	2,497
907	672	1,798
908	809	2,156
909	875	2,289
Utica		
001	116	232
002	232	477
003	173	399
901	113	397
Warren		
001	51	406
002	160	401
003	100	349
004	181	609
006	85	320
008	143	343
010	184	484
011	96	268
012	142	342
013	155	461

015	89	275
016	94	325
017	99	335
018	103	277
020	94	303
021	72	249
022	74	239
023	98	307
024	187	438
026	116	307
027	84	168
028	85	214
029	215	715
032	144	355
033	103	276
034	157	469
036	171	452
037	129	358
038	97	289
039	105	247
040	135	180
041	118	268
042	180	491
043	45	88
045	118	341
046	189	453
047	81	179
048	160	452
049	108	279
050	195	437
052	125	397
053	186	492
055	127	285
056	182	333
058	153	610
060	161	373
061	160	464
062	144	379
063	137	343
064	151	374

066	141	314
067	209	436
068	168	404
069	150	406
070	199	478
071	127	292
072	145	253
072A	57	380
073	179	341
074	254	596
076	146	486
078	130	357
080	149	363
081	64	270
082	165	357
084	195	547
085	193	396
086	252	510
088	142	275
090	151	353
092	110	255
093	193	516
094	195	480
096	123	283
097	170	318
098	109	271
099	85	197
099A	151	327
100	119	298
101	170	300
102	138	296
103	164	367
105	210	444
106	164	401
108	203	539
109	164	496
110	204	482
901A	377	1,433
902B	129	475
903C	39	174

904D	276	889
905E	533	1,987
906F	242	1,074
907G	612	2,362
908H	357	1,466
909J	131	577
Armada Township		
001	490	1,224
002	317	733
Bruce Township		
001	226	492
002	422	736
003	304	676
004	235	309
901	351	819
Chesterfield Township		
001	337	657
002	395	867
003	390	1,017
004	197	461
005	242	612
006	305	634
007	338	733
008	360	847
009	310	852
010	272	506
011	324	943
012	283	814
013	319	774
014	355	779
015	83	268
901	179	542
902	811	2,061
Clinton Township		
001	177	437
002	98	264
003	216	663
004	161	521
005	84	700
006	187	603

007	123	324
008	178	518
009	154	404
010	175	456
011	165	477
012	108	333
013	254	597
014	120	282
015	198	478
016	212	444
017	208	687
018	207	511
019	188	379
020	173	523
021	96	267
022	192	653
023	296	676
024	173	395
025	225	570
026	300	621
027	200	434
028	110	490
029	286	659
030	196	595
031	255	729
032	152	262
033	272	779
034	188	467
035	293	642
036	299	669
037	277	690
038	241	441
039	207	485
040	276	641
041	207	611
042	259	627
043	85	190
044	288	688
045	259	565
046	167	307

901	157	565
902	444	1,423
903	96	377
904	742	2,594
905	126	451
906	944	2,764
907	285	1,071
908	317	837

Harrison Township

001	239	694
002	180	380
003	247	579
004	337	899
005	292	678
006	334	835
007	300	696
008	68	207
009	200	427
010	185	461
011	213	518
012	96	264
901	794	2,430

Lake Township

001	29	20
-----	----	----

Lenox Township

001	298	619
002	374	851
003	196	758
004	100	318

Macomb Township

001	291	833
002	200	601
003	409	1,098
004	352	951
005	246	655
006	204	505
007	303	803
008	223	505
009	472	1,159
010	220	559

011	363	1,016
012	325	974
013	264	732
014	268	771
015	120	313
016	569	1,111
017	291	920
018	166	564
019	211	575
020	366	1,077
021	419	1,101
022	284	716
023	352	810
024	227	540
901	829	2,253
902	949	2,754
Ray Township		
001	200	469
002	238	610
901	136	323
Richmond Township		
001	576	1,179
Shelby Township		
001	425	734
002	406	622
003	238	367
004	309	585
005	278	501
006	267	526
007	327	614
008	181	345
009	243	471
010	291	510
011	329	584
012	217	462
013	184	348
014	309	534
015	188	371
016	424	573
017	480	764

018	201	324
019	228	435
020	180	432
021	197	400
022	507	775
023	412	653
024	439	698
025	368	660
026	192	446
027	284	525
028	240	526
029	241	455
901	1,028	2,470
902	1,722	3,555
903	214	398
Washington Township		
001	219	487
002	328	673
003	283	547
004	286	708
005	309	692
006	217	413
007	370	616
008	289	521
009	315	618
901	1,106	2,439

These same results may also be obtained via:

- Election Telephone Hotline: 586.469.5209.
- 24-Hour Fax (Within MI): 1.888.99.CLERK (request document number 6710).
- 24-Hour Fax (Outside of MI): 1.310.575.5035 (request document number 6710).

www.MCNTV.com

webmaster@mcentv.com

[Click here to return to race list](#)



Sheriff

One 4-year term

Community Totals

ONLY Macomb County Official Election Results

View [summary report](#).

	KRISTI DEAN (REP)	MARK A. HACKEL (DEM)
Center Line	958	2,865
Eastpointe	3,324	11,837
Fraser	2,192	5,325
Memphis	131	247
Mt. Clemens	1,613	5,457
New Baltimore	1,651	3,695
Richmond City	838	1,876
Roseville	4,884	15,781
St. Clair Shores	9,842	24,745
Sterling Heights	16,762	40,390
Utica	634	1,505
Warren	15,052	42,320
Armada Township	807	1,957
Bruce Township	1,538	3,032
Chesterfield Township	5,500	13,367
Clinton Township	12,296	33,836
Harrison Township	3,485	9,068
Lake Township	29	20
Lenox Township	968	2,546
Macomb Township	8,923	23,896
Ray Township	574	1,402
Richmond Township	576	1,179
Shelby Township	11,549	21,663
Washington Township	3,722	7,714

These same results may also be obtained via:

- Election Telephone Hotline: 586.469.5209.
- 24-Hour Fax (Within MI): 1.888.99.CLERK (request document number 6710).
- 24-Hour Fax (Outside of MI): 1.310.575.5035 (request document number 6710).

www.MCNTV.com

webmaster@mcntv.com

[Click here to return to race list](#)



Clerk/Register of Deeds

One 4-year term

Precinct Breakdown

ONLY Macomb County Official Election Results

View [summary report](#).

	CHARLES PIERCE (REP)	CARMELLA SABAUGH (DEM)
Center Line		
001	250	448
002	142	317
003	210	648
004	148	317
005	132	342
901	165	597
Eastpointe		
001	243	661
002	167	521
003	272	749
004	270	747
005	243	688
006	182	486
007	153	964
008	136	736
009	202	587
010	173	525
011	220	575
012	238	638
013	255	529
014	269	829
901	571	1,516
902	96	254

Fraser		
001	219	439
002	341	608
003	361	750
004	268	692
005	141	226
006	399	625
007	160	392
901	339	613
902	164	444
Memphis		
001	165	188
Mt. Clemens		
001	65	541
002	250	517
003	245	505
004	191	487
005	62	511
006	143	519
008	169	408
009	234	372
010	96	181
901	382	939
New Baltimore		
001	328	527
002	250	418
003	918	1,412
004	402	753
Richmond City		
001	426	628
002	397	531
901	188	358
Roseville		
001	155	420
002	180	480
003	230	671
004	189	451
005	304	808
006	262	587
007	131	396

008	270	727
009	217	559
010	122	376
011	187	368
012	196	459
013	130	425
014	209	560
015	293	766
016	326	876
017	203	601
018	161	513
019	159	385
020	178	478
021	229	710
901	325	1,021
902	656	1,883
St. Clair Shores		
001	534	598
002	350	654
003	317	535
004	277	434
005	431	781
006	307	748
007	170	281
008	385	734
009	191	456
010	504	976
011	550	777
012	460	715
013	186	363
014	211	387
015	426	780
016	384	750
017	425	827
018	343	646
019	285	508
020	210	398
021	257	653
022	291	487
023	349	709

024	345	754
901	1,871	3,092
902	1,745	3,299
Sterling Heights		
001	269	542
002	305	622
003	299	612
004	409	926
005	317	584
006	383	646
008	202	256
009	376	557
010	310	574
011	281	556
012	229	428
013	110	175
014	89	168
015	323	547
016	227	481
017	301	435
018	292	498
019	260	493
020	372	634
021	192	400
022	214	336
023	211	332
024	246	408
025	351	610
026	350	526
027	370	582
028	285	602
029	234	442
030	412	511
031	308	597
032	435	647
033	311	555
034	366	615
035	166	427
036	199	340
037	292	368

038	385	553
039	280	547
040	397	638
041	463	697
042	134	274
043	347	663
044	228	364
045	256	445
046	329	643
047	171	344
048	235	447
049	303	446
050	549	728
051	315	438
052	279	432
901	460	946
902	98	215
903	36	85
904	39	87
905	74	147
906	1,175	2,087
907	859	1,564
908	1,017	1,872
909	1,087	1,981
Utica		
001	115	214
002	293	370
003	192	341
901	150	332
Warren		
001	46	400
002	151	384
003	101	328
004	198	565
006	82	301
008	143	334
010	170	479
011	89	254
012	135	327
013	162	439

015	79	278
016	93	313
017	91	326
018	96	269
020	90	296
021	72	239
022	64	237
023	86	296
024	177	424
026	111	300
027	74	169
028	90	197
029	224	665
032	135	343
033	96	263
034	143	458
036	173	428
037	136	331
038	100	276
039	105	225
040	141	256
041	126	252
042	189	455
043	41	91
045	130	316
046	202	414
047	77	173
048	181	409
049	119	256
050	206	393
052	126	376
053	204	481
055	137	243
056	188	298
058	159	570
060	167	328
061	162	433
062	154	341
063	148	305
064	167	333

066	145	276
067	242	384
068	165	365
069	158	375
070	213	424
071	129	269
072	161	216
072A	42	365
073	190	304
074	281	532
076	152	455
078	141	321
080	167	321
081	66	248
082	158	283
084	208	506
085	209	359
086	258	462
088	139	272
090	154	326
092	119	215
093	198	475
094	211	424
096	140	254
097	183	277
098	135	222
099	85	178
099A	180	285
100	124	272
101	174	280
102	137	275
103	179	334
105	233	390
106	200	327
108	216	482
109	183	436
110	221	416
901A	426	1,369
902B	139	462
903C	38	173

904D	329	826
905E	699	1,773
906F	298	1,014
907G	825	2,093
908H	451	1,341
909J	178	520
Armada Township		
001	632	942
002	420	548
Bruce Township		
001	285	388
002	542	531
003	379	512
004	267	233
901	481	606
Chesterfield Township		
001	364	579
002	459	751
003	500	832
004	245	377
005	285	520
006	375	503
007	372	642
008	444	679
009	405	686
010	330	414
011	402	789
012	320	710
013	412	616
014	442	628
015	81	252
901	228	460
902	1,052	1,705
Clinton Township		
001	220	363
002	129	217
003	223	618
004	197	451
005	61	721
006	214	548

007	140	290
008	195	465
009	190	350
010	244	371
011	177	443
012	137	273
013	266	559
014	141	241
015	222	429
016	231	404
017	239	624
018	236	434
019	239	309
020	188	477
021	108	236
022	208	597
023	351	571
024	202	343
025	252	517
026	363	523
027	255	334
028	88	500
029	388	516
030	246	518
031	283	633
032	171	227
033	326	681
034	221	391
035	328	547
036	341	582
037	337	572
038	321	326
039	242	415
040	321	547
041	262	497
042	258	567
043	99	161
044	378	554
045	328	446
046	180	278

901	224	476
902	608	1,213
903	129	338
904	1,114	2,139
905	175	407
906	1,334	2,288
907	432	899
908	455	673

Harrison Township

001	347	552
002	222	317
003	360	422
004	540	629
005	487	439
006	526	588
007	480	483
008	65	201
009	304	302
010	286	334
011	251	455
012	126	216
901	1,720	1,461

Lake Township

001	27	22
-----	----	----

Lenox Township

001	381	465
002	444	715
003	208	706
004	135	260

Macomb Township

001	402	635
002	273	464
003	573	853
004	440	790
005	322	528
006	245	434
007	386	619
008	282	403
009	619	895
010	253	491

011	503	789
012	494	728
013	355	560
014	398	555
015	171	252
016	700	864
017	446	674
018	228	463
019	212	533
020	512	828
021	535	859
022	345	568
023	514	565
024	281	458
901	1,152	1,821
902	1,319	2,247
Ray Township		
001	294	306
002	341	443
901	180	260
Richmond Township		
001	744	878
Shelby Township		
001	509	558
002	448	530
003	262	312
004	387	445
005	335	404
006	300	454
007	408	487
008	222	265
009	255	427
010	337	426
011	338	518
012	269	357
013	218	281
014	388	414
015	233	293
016	486	461
017	570	606

018	231	266
019	268	346
020	219	362
021	213	364
022	641	566
023	558	447
024	562	515
025	473	510
026	231	381
027	338	446
028	286	439
029	277	382
901	1,339	2,055
902	2,282	2,802
903	270	314
Washington Township		
001	264	379
002	429	503
003	368	403
004	335	575
005	442	453
006	298	292
007	451	458
008	344	397
009	375	485
901	1,532	1,859

These same results may also be obtained via:

- Election Telephone Hotline: 586.469.5209.
- 24-Hour Fax (Within MI): 1.888.99.CLERK (request document number 6710).
- 24-Hour Fax (Outside of MI): 1.310.575.5035 (request document number 6710).

www.MCNTV.com

webmaster@mcntv.com

[Click here to return to race list](#)



Clerk/Register of Deeds

One 4-year term

Community Totals

ONLY Macomb County Official Election Results

View [summary report](#).

	CHARLES PIERCE (REP)	CARMELLA SABAUGH (DEM)
Center Line	1,047	2,669
Eastpointe	3,690	11,005
Fraser	2,392	4,789
Memphis	165	188
Mt. Clemens	1,837	4,980
New Baltimore	1,898	3,110
Richmond City	1,011	1,517
Roseville	5,312	14,520
St. Clair Shores	11,804	21,342
Sterling Heights	19,812	34,675
Utica	750	1,257
Warren	16,215	39,043
Armada Township	1,052	1,490
Bruce Township	1,954	2,270
Chesterfield Township	6,716	11,143
Clinton Township	15,217	29,099
Harrison Township	5,714	6,399
Lake Township	27	22
Lenox Township	1,168	2,146
Macomb Township	11,960	18,876
Ray Township	815	1,009
Richmond Township	744	878
Shelby Township	14,153	17,433
Washington Township	4,838	5,804

These same results may also be obtained via:

- Election Telephone Hotline: 586.469.5209.
- 24-Hour Fax (Within MI): 1.888.99.CLERK (request document number 6710).
- 24-Hour Fax (Outside of MI): 1.310.575.5035 (request document number 6710).

www.MCNTV.com

webmaster@mcntv.com

[Click here to return to race list](#)



Treasurer

One 4-year term

Precinct Breakdown

ONLY Macomb County Official Election Results

View [summary report](#).

	LAWRENCE ROCCA (REP)	TED B. WAHBY (DEM)
Center Line		
001	306	378
002	190	260
003	282	566
004	194	266
005	182	285
901	204	546
Eastpointe		
001	310	572
002	221	458
003	339	652
004	339	662
005	318	606
006	229	429
007	215	902
008	178	690
009	260	520
010	218	461
011	276	507
012	297	574
013	280	489
014	302	794
901	645	1,421
902	108	236

Fraser		
001	279	363
002	434	511
003	452	625
004	330	616
005	173	190
006	509	497
007	228	318
901	366	566
902	185	411
Memphis		
001	182	166
Mt. Clemens		
001	83	520
002	303	459
003	294	446
004	242	422
005	69	499
006	162	490
008	214	357
009	269	331
010	115	155
901	433	876
New Baltimore		
001	376	459
002	297	364
003	1,132	1,165
004	511	627
Richmond City		
001	521	520
002	460	445
901	205	323
Roseville		
001	198	376
002	247	400
003	265	645
004	221	406
005	372	726
006	302	554
007	172	348

008	348	624
009	287	481
010	152	343
011	238	302
012	227	423
013	183	364
014	251	498
015	344	706
016	417	766
017	241	563
018	203	461
019	221	322
020	218	431
021	300	628
901	371	955
902	773	1,754
St. Clair Shores		
001	509	632
002	362	677
003	330	541
004	306	415
005	424	810
006	316	742
007	171	289
008	391	768
009	202	458
010	495	1,026
011	510	840
012	416	790
013	202	360
014	212	392
015	414	821
016	367	787
017	421	851
018	335	680
019	276	553
020	181	446
021	288	641
022	281	516
023	334	753

024	323	793
901	1,817	3,235
902	1,683	3,455
Sterling Heights		
001	364	443
002	399	523
003	394	510
004	565	748
005	421	476
006	505	513
008	263	199
009	505	429
010	432	462
011	410	438
012	326	329
013	146	142
014	130	118
015	420	453
016	302	410
017	403	338
018	418	382
019	382	379
020	491	521
021	260	333
022	311	236
023	298	250
024	329	328
025	494	486
026	452	428
027	488	467
028	409	494
029	329	344
030	542	385
031	454	450
032	587	513
033	445	436
034	500	479
035	243	351
036	264	281
037	378	296

038	520	425
039	389	443
040	556	474
041	651	534
042	174	234
043	487	520
044	296	295
045	348	354
046	428	527
047	223	292
048	343	338
049	384	361
050	723	568
051	403	350
052	356	344
901	590	810
902	124	195
903	46	76
904	47	80
905	95	124
906	1,466	1,803
907	1,114	1,323
908	1,321	1,580
909	1,457	1,621
Utica		
001	160	168
002	367	293
003	258	280
901	194	292
Warren		
001	50	394
002	172	352
003	106	311
004	207	532
006	104	269
008	150	313
010	194	443
011	108	216
012	164	288
013	185	393

015	97	243
016	106	296
017	108	307
018	110	251
020	107	266
021	80	223
022	77	213
023	119	256
024	198	392
026	124	270
027	93	142
028	117	172
029	264	622
032	147	323
033	113	235
034	179	404
036	201	375
037	144	313
038	106	252
039	119	205
040	166	208
041	137	230
042	222	394
043	51	78
045	141	278
046	249	336
047	98	145
048	218	352
049	140	219
050	256	316
052	141	350
053	271	379
055	160	212
056	210	269
058	202	501
060	198	270
061	189	382
062	187	295
063	183	257
064	201	290

066	168	241
067	283	313
068	191	322
069	175	336
070	245	364
071	166	216
072	181	192
072A	66	358
073	210	260
074	328	444
076	183	397
078	175	263
080	195	260
081	89	223
082	220	228
084	252	446
085	239	302
086	307	377
088	161	226
090	188	272
092	140	192
093	251	399
094	245	359
096	174	214
097	218	228
098	150	181
099	102	154
099A	204	235
100	151	226
101	211	225
102	181	217
103	215	279
105	285	317
106	234	267
108	273	401
109	225	379
110	279	331
901A	600	1,159
902B	196	396
903C	55	152

904D	424	707
905E	963	1,462
906F	419	857
907G	1,166	1,693
908H	680	1,079
909J	246	442
Armada Township		
001	802	714
002	492	460
Bruce Township		
001	332	327
002	645	409
003	453	433
004	310	174
901	546	537
Chesterfield Township		
001	431	497
002	543	625
003	641	650
004	307	302
005	346	432
006	465	398
007	472	514
008	541	554
009	485	573
010	393	330
011	494	681
012	408	595
013	484	513
014	546	495
015	95	234
901	280	400
902	1,175	1,485
Clinton Township		
001	258	308
002	141	193
003	269	551
004	243	391
005	70	708
006	239	501

007	164	258
008	241	410
009	218	313
010	273	330
011	230	379
012	161	250
013	303	504
014	164	217
015	277	366
016	283	352
017	300	554
018	298	364
019	294	243
020	228	428
021	139	201
022	231	563
023	443	465
024	260	275
025	317	436
026	437	440
027	301	279
028	116	467
029	482	410
030	283	470
031	322	581
032	213	178
033	378	615
034	252	357
035	426	435
036	420	483
037	398	489
038	373	261
039	304	329
040	393	473
041	337	405
042	323	482
043	121	137
044	473	437
045	389	363
046	213	239

901	250	440
902	653	1,169
903	148	323
904	1,325	1,898
905	196	386
906	1,571	1,996
907	518	807
908	526	578

Harrison Township

001	346	528
002	216	313
003	338	409
004	529	571
005	474	419
006	491	568
007	448	466
008	69	195
009	325	253
010	258	328
011	252	440
012	114	216
901	1,341	1,731

Lake Township

001	31	17
-----	----	----

Lenox Township

001	457	369
002	530	617
003	266	644
004	181	211

Macomb Township

001	550	461
002	332	395
003	749	653
004	588	621
005	440	397
006	334	345
007	519	484
008	370	310
009	829	665
010	315	411

011	655	613
012	644	556
013	473	431
014	519	412
015	222	189
016	910	646
017	601	492
018	288	401
019	285	449
020	683	656
021	718	672
022	468	420
023	652	407
024	349	370
901	1,389	1,554
902	1,618	1,924
Ray Township		
001	329	253
002	411	348
901	222	217
Richmond Township		
001	851	737
Shelby Township		
001	615	433
002	547	411
003	333	229
004	489	315
005	407	320
006	363	381
007	495	370
008	268	215
009	323	350
010	424	321
011	424	422
012	339	273
013	269	213
014	463	323
015	282	222
016	606	315
017	681	464

018	272	218
019	330	285
020	276	298
021	235	326
022	763	438
023	652	323
024	665	407
025	582	380
026	271	330
027	398	367
028	387	325
029	353	297
901	1,604	1,762
902	2,726	2,307
903	328	241
Washington Township		
001	315	310
002	523	405
003	444	321
004	441	455
005	506	394
006	364	224
007	561	335
008	445	293
009	492	362
901	1,821	1,543

These same results may also be obtained via:

- Election Telephone Hotline: 586.469.5209.
- 24-Hour Fax (Within MI): 1.888.99.CLERK (request document number 6710).
- 24-Hour Fax (Outside of MI): 1.310.575.5035 (request document number 6710).

www.MCNTV.com

webmaster@mcentv.com

[Click here to return to race list](#)



Treasurer

One 4-year term

Community Totals

ONLY Macomb County Official Election Results

View [summary report](#).

	LAWRENCE ROCCA (REP)	TED B. WAHBY (DEM)
Center Line	1,358	2,301
Eastpointe	4,535	9,973
Fraser	2,956	4,097
Memphis	182	166
Mt. Clemens	2,184	4,555
New Baltimore	2,316	2,615
Richmond City	1,186	1,288
Roseville	6,551	13,076
St. Clair Shores	11,566	22,271
Sterling Heights	26,600	28,041
Utica	979	1,033
Warren	19,978	33,623
Armada Township	1,294	1,174
Bruce Township	2,286	1,880
Chesterfield Township	8,106	9,278
Clinton Township	18,185	25,487
Harrison Township	5,201	6,437
Lake Township	31	17
Lenox Township	1,434	1,841
Macomb Township	15,500	14,934
Ray Township	962	818
Richmond Township	851	737
Shelby Township	17,170	13,881
Washington Township	5,912	4,642

These same results may also be obtained via:

- Election Telephone Hotline: 586.469.5209.
- 24-Hour Fax (Within MI): 1.888.99.CLERK (request document number 6710).
- 24-Hour Fax (Outside of MI): 1.310.575.5035 (request document number 6710).

www.MCNTV.com

webmaster@mcntv.com

[Click here to return to race list](#)



Public Works Commissioner

One 4-year term

Precinct Breakdown

ONLY Macomb County Official Election Results

View [summary report](#).

	MICHAEL M. BARBER (NPA)	ANTHONY V. MARROCCO (DEM)
Center Line		
001	132	425
002	81	303
003	160	587
004	85	307
005	81	309
901	106	552
Eastpointe		
001	157	570
002	127	470
003	158	708
004	184	700
005	204	612
006	109	465
007	120	924
008	124	688
009	147	527
010	118	492
011	142	537
012	129	629
013	128	519
014	180	802
901	303	1,483
902	40	250

Fraser		
001	132	397
002	153	572
003	196	656
004	134	637
005	63	223
006	176	599
007	87	348
901	143	565
902	63	410
Memphis		
001	99	188
Mt. Clemens		
001	71	517
002	155	487
003	185	439
004	144	427
005	56	495
006	97	499
008	102	419
009	115	379
010	68	162
901	268	883
New Baltimore		
001	195	482
002	194	358
003	565	1,325
004	276	675
Richmond City		
001	230	613
002	210	512
901	102	333
Roseville		
001	109	405
002	118	442
003	127	679
004	116	442
005	221	752
006	164	591
007	103	376

008	172	677
009	141	525
010	98	354
011	110	340
012	112	459
013	110	379
014	129	518
015	126	736
016	212	844
017	115	563
018	84	499
019	106	386
020	103	480
021	134	691
901	183	977
902	372	1,806
St. Clair Shores		
001	217	635
002	209	615
003	152	512
004	174	400
005	261	763
006	179	729
007	96	279
008	229	709
009	136	414
010	277	965
011	303	754
012	276	727
013	112	338
014	136	356
015	236	744
016	222	722
017	230	793
018	202	617
019	168	474
020	125	393
021	157	628
022	169	479
023	176	688

024	172	732
901	984	3,005
902	925	3,205
Sterling Heights		
001	144	533
002	160	591
003	135	614
004	163	886
005	145	586
006	199	620
008	79	276
009	169	571
010	186	547
011	136	550
012	124	410
013	56	190
014	47	158
015	141	573
016	126	466
017	137	443
018	123	552
019	133	491
020	186	645
021	92	399
022	93	338
023	101	352
024	117	425
025	144	632
026	155	539
027	189	586
028	152	610
029	115	457
030	169	527
031	158	587
032	176	665
033	177	538
034	187	615
035	85	417
036	112	348
037	113	418

038	187	529
039	187	515
040	194	619
041	196	739
042	64	295
043	185	640
044	107	368
045	141	432
046	172	631
047	85	346
048	120	437
049	143	417
050	224	770
051	115	458
052	127	436
901	250	927
902	79	188
903	22	84
904	21	81
905	41	140
906	631	2,043
907	412	1,558
908	496	1,841
909	616	1,880
Utica		
001	72	202
002	150	362
003	101	323
901	98	294
Warren		
001	7	397
002	10	388
003	8	326
004	20	560
006	5	301
008	12	321
010	11	472
011	5	230
012	13	312
013	10	416

015	5	262
016	10	305
017	13	311
018	3	260
020	12	282
021	7	236
022	4	217
023	12	287
024	16	413
026	9	284
027	11	153
028	7	199
029	10	654
032	19	331
033	7	261
034	14	439
036	8	409
037	16	325
038	13	269
039	7	216
040	2	237
041	8	239
042	10	435
043	4	82
045	7	289
046	16	372
047	5	163
048	13	393
049	8	234
050	13	369
052	13	358
053	13	438
055	11	227
056	5	291
058	19	535
060	12	306
061	20	410
062	10	315
063	16	286
064	9	303

066	7	273
067	14	369
068	11	358
069	9	366
070	19	406
071	10	245
072	7	213
072A	8	355
073	13	288
074	30	493
076	11	435
078	4	290
080	15	289
081	6	239
082	11	285
084	12	468
085	12	310
086	16	428
088	10	251
090	8	300
092	5	206
093	14	440
094	16	400
096	8	239
097	14	247
098	8	205
099	5	168
099A	14	266
100	7	253
101	15	249
102	9	258
103	6	313
105	19	356
106	17	310
108	15	428
109	9	415
110	15	393
901A	294	1,261
902B	94	421
903C	30	162

904D	243	743
905E	455	1,634
906F	197	924
907G	497	1,963
908H	276	1,258
909J	99	504

Armada Township

001	374	853
002	228	517

Bruce Township

001	161	348
002	269	480
003	216	474
004	129	210
901	283	538

Chesterfield Township

001	164	569
002	260	702
003	260	813
004	127	372
005	197	480
006	176	523
007	208	592
008	280	644
009	209	706
010	183	399
011	240	791
012	208	664
013	208	607
014	244	600
015	60	245
901	151	416
902	580	1,635

Clinton Township

001	126	345
002	72	203
003	147	583
004	108	433
005	47	705
006	113	515

007	76	290
008	123	440
009	110	334
010	105	396
011	142	416
012	89	253
013	141	527
014	74	236
015	116	427
016	122	378
017	140	614
018	107	441
019	120	328
020	118	451
021	68	226
022	126	571
023	172	566
024	93	335
025	137	508
026	158	531
027	104	343
028	69	474
029	187	533
030	122	505
031	159	571
032	72	219
033	160	698
034	114	404
035	160	516
036	165	580
037	162	570
038	110	345
039	109	401
040	144	580
041	140	495
042	127	554
043	57	161
044	186	569
045	167	423
046	90	281

901	154	440
902	333	1,174
903	62	327
904	585	2,121
905	110	375
906	671	2,256
907	213	924
908	207	672

Harrison Township

001	206	539
002	101	321
003	169	467
004	241	661
005	210	511
006	210	642
007	227	515
008	58	194
009	132	333
010	150	355
011	125	449
012	77	211
901	718	1,770

Lake Township

001	14	15
-----	----	----

Lenox Township

001	239	419
002	334	633
003	165	667
004	112	226

Macomb Township

001	195	639
002	160	448
003	250	869
004	227	753
005	162	539
006	110	441
007	189	604
008	131	418
009	233	948
010	138	473

011	242	803
012	207	758
013	173	563
014	169	592
015	90	251
016	266	923
017	193	696
018	117	462
019	136	499
020	237	840
021	236	877
022	165	555
023	226	618
024	137	424
901	642	1,710
902	738	2,201
Ray Township		
001	150	304
002	191	418
901	119	224
Richmond Township		
001	457	811
Shelby Township		
001	193	582
002	210	496
003	148	294
004	170	443
005	161	409
006	187	450
007	190	460
008	110	268
009	131	433
010	144	395
011	184	484
012	136	342
013	109	276
014	148	468
015	110	287
016	167	488
017	217	618

018	92	297
019	150	333
020	95	378
021	121	373
022	240	624
023	217	488
024	235	556
025	166	554
026	107	385
027	121	473
028	111	444
029	98	390
901	621	2,036
902	1,028	2,731
903	136	296
Washington Township		
001	151	346
002	195	496
003	205	362
004	196	540
005	216	453
006	149	299
007	214	468
008	182	412
009	191	465
901	862	1,711

These same results may also be obtained via:

- Election Telephone Hotline: 586.469.5209.
- 24-Hour Fax (Within MI): 1.888.99.CLERK (request document number 6710).
- 24-Hour Fax (Outside of MI): 1.310.575.5035 (request document number 6710).

www.MCNTV.com

webmaster@mcntv.com

[Click here to return to race list](#)



Public Works Commissioner

One 4-year term

Community Totals

ONLY Macomb County Official Election Results

View [summary report](#).

	MICHAEL M. BARBER (NPA)	ANTHONY V. MARROCCO (DEM)
Center Line	645	2,483
Eastpointe	2,370	10,376
Fraser	1,147	4,407
Memphis	99	188
Mt. Clemens	1,261	4,707
New Baltimore	1,230	2,840
Richmond City	542	1,458
Roseville	3,265	13,921
St. Clair Shores	6,523	20,676
Sterling Heights	9,739	34,529
Utica	421	1,181
Warren	3,132	36,795
Armada Township	602	1,370
Bruce Township	1,058	2,050
Chesterfield Township	3,755	10,758
Clinton Township	7,889	28,563
Harrison Township	2,624	6,968
Lake Township	14	15
Lenox Township	850	1,945
Macomb Township	5,769	18,904
Ray Township	460	946
Richmond Township	457	811
Shelby Township	6,253	17,551
Washington Township	2,561	5,552

These same results may also be obtained via:

- Election Telephone Hotline: 586.469.5209.
- 24-Hour Fax (Within MI): 1.888.99.CLERK (request document number 6710).
- 24-Hour Fax (Outside of MI): 1.310.575.5035 (request document number 6710).

www.MCNTV.com

webmaster@mcntv.com

[Click here to return to race list](#)



County Commission 1st District
One 2-year term
Precinct Breakdown

ONLY Macomb County Official Election Results

View [summary report](#).

	ANDREW W. BERNER (REP)	ANDREY DUZYJ (DEM)	PAUL STABLES (LIB)
Warren			
001	49	396	0
002	160	349	9
003	103	314	4
004	198	531	11
006	92	276	3
008	145	313	8
010	171	454	7
011	92	234	4
012	148	296	8
013	157	428	5
015	86	247	8
023	98	266	7
038	96	251	6
039	96	220	2
040	139	235	4
041	132	228	5
042	201	413	10
068	173	352	6
072	171	193	2
901A	469	1,202	56

These same results may also be obtained via:

- Election Telephone Hotline: 586.469.5209.
- 24-Hour Fax (Within MI): 1.888.99.CLERK (request document number 6710).
- 24-Hour Fax (Outside of MI): 1.310.575.5035 (request document number 6710).

www.MCNTV.com

webmaster@mcntv.com

[Click here to return to race list](#)



County Commission 1st District
One 2-year term
Community Totals

ONLY Macomb County Official Election Results

View [summary report](#).

	ANDREW W. BERNER (REP)	ANDREY DUZYJ (DEM)	PAUL STABLES (LIB)
Warren	2,976	7,198	165

These same results may also be obtained via:

- Election Telephone Hotline: 586.469.5209.
- 24-Hour Fax (Within MI): 1.888.99.CLERK (request document number 6710).
- 24-Hour Fax (Outside of MI): 1.310.575.5035 (request document number 6710).

www.MCNTV.com

webmaster@mcntv.com

[Click here to return to race list](#)



County Commission 2nd District

One 2-year term

Precinct Breakdown

ONLY Macomb County Official Election Results

View [summary report](#).

	MARVIN E. SAUGER (DEM)
Center Line	
001	531
002	348
003	707
004	369
005	363
901	636
Warren	
016	315
017	321
018	259
020	286
021	236
022	227
024	420
026	284
027	158
028	199
032	335
033	261
034	435
902B	469

These same results may also be obtained via:

- Election Telephone Hotline: 586.469.5209.
- 24-Hour Fax (Within MI): 1.888.99.CLERK (request document number 6710).
- 24-Hour Fax (Outside of MI): 1.310.575.5035 (request document number 6710).

www.MCNTV.com

webmaster@mcntv.com

[Click here to return to race list](#)



County Commission 2nd District

One 2-year term

Community Totals

ONLY Macomb County Official Election Results

View [summary report](#).

	MARVIN E. SAUGER (DEM)
Center Line	2,954
Warren	4,205

These same results may also be obtained via:

- Election Telephone Hotline: 586.469.5209.
- 24-Hour Fax (Within MI): 1.888.99.CLERK (request document number 6710).
- 24-Hour Fax (Outside of MI): 1.310.575.5035 (request document number 6710).

www.MCNTV.com

webmaster@mcntv.com

[Click here to return to race list](#)



County Commission 3rd District

One 2-year term

Precinct Breakdown

ONLY Macomb County Official Election Results

View [summary report](#).

	LARRY BURTON (REP)	PHILLIP A. DIMARIA (DEM)	LISA A. LADOCHI (LIB)
Eastpointe			
001	250	627	38
004	287	715	30
005	270	626	51
006	211	430	36
007	181	919	37
008	149	689	34
009	209	550	36
010	181	493	24
011	238	561	21
012	248	620	30
013	262	500	29
014	255	830	37
901	499	1,554	40

These same results may also be obtained via:

- Election Telephone Hotline: 586.469.5209.
- 24-Hour Fax (Within MI): 1.888.99.CLERK (request document number 6710).
- 24-Hour Fax (Outside of MI): 1.310.575.5035 (request document number 6710).

www.MCNTV.com

webmaster@mcntv.com

[Click here to return to race list](#)



County Commission 3rd District

One 2-year term

Community Totals

ONLY Macomb County Official Election Results

View [summary report](#).

	LARRY BURTON (REP)	PHILLIP A. DIMARIA (DEM)	LISA A. LADOCHI (LIB)
Eastpointe	3,240	9,114	443

These same results may also be obtained via:

- Election Telephone Hotline: 586.469.5209.
- 24-Hour Fax (Within MI): 1.888.99.CLERK (request document number 6710).
- 24-Hour Fax (Outside of MI): 1.310.575.5035 (request document number 6710).

www.MCNTV.com

webmaster@mcntv.com

[Click here to return to race list](#)



County Commission 4th District

One 2-year term

Precinct Breakdown

ONLY Macomb County Official Election Results

View [summary report](#).

	MICHAEL W. CHUPA (REP)	MICHAEL JABLONSKI (LIB)	JON M. SWITALSKI (DEM)
Warren			
043	47	4	84
069	219	13	338
070	274	8	406
071	173	3	258
072A	65	1	379
073	226	9	303
074	348	14	513
081	83	3	236
082	133	3	209
084	285	10	466
085	266	9	336
086	333	5	426
088	176	2	227
099	102	6	163
099A	225	7	252
100	155	6	257
101	218	9	262
102	189	3	245
103	223	8	297
105	289	10	358
904D	413	41	707
905E	882	90	1,539

These same results may also be obtained via:

- Election Telephone Hotline: 586.469.5209.
- 24-Hour Fax (Within MI): 1.888.99.CLERK (request document number 6710).
- 24-Hour Fax (Outside of MI): 1.310.575.5035 (request document number 6710).

www.MCNTV.com

webmaster@mcntv.com

[Click here to return to race list](#)



County Commission 4th District

One 2-year term

Community Totals

ONLY Macomb County Official Election Results

View [summary report](#).

	MICHAEL W. CHUPA (REP)	MICHAEL JABLONSKI (LIB)	JON M. SWITALSKI (DEM)
Warren	5,324	264	8,261

These same results may also be obtained via:

- Election Telephone Hotline: 586.469.5209.
- 24-Hour Fax (Within MI): 1.888.99.CLERK (request document number 6710).
- 24-Hour Fax (Outside of MI): 1.310.575.5035 (request document number 6710).

www.MCNTV.com

webmaster@mcntv.com

[Click here to return to race list](#)



County Commission 5th District

One 2-year term

Precinct Breakdown

ONLY Macomb County Official Election Results

View [summary report](#).

	JAMES ALLISON (LIB)	SUSAN L. DOHERTY (DEM)	NICOLA HAWATMEH (REP)
Warren			
045	1	297	148
046	7	388	221
047	3	157	87
048	8	396	181
049	5	233	133
056	6	304	204
058	7	546	176
063	12	288	155
064	3	323	174
076	4	447	166
078	9	299	166
080	4	301	192
090	5	280	198
094	8	364	274
096	3	230	181
097	5	238	219
098	7	202	135
106	7	271	285
108	10	405	305
906F	28	853	393
907G	82	1,706	1,077

These same results may also be obtained via:

- Election Telephone Hotline: 586.469.5209.
- 24-Hour Fax (Within MI): 1.888.99.CLERK (request document number 6710).
- 24-Hour Fax (Outside of MI): 1.310.575.5035 (request document number 6710).

www.MCNTV.com

webmaster@mcntv.com

[Click here to return to race list](#)



County Commission 5th District

One 2-year term

Community Totals

ONLY Macomb County Official Election Results

View [summary report](#).

	JAMES ALLISON (LIB)	SUSAN L. DOHERTY (DEM)	NICOLA HAWATMEH (REP)
Warren	224	8,528	5,070

These same results may also be obtained via:

- Election Telephone Hotline: 586.469.5209.
- 24-Hour Fax (Within MI): 1.888.99.CLERK (request document number 6710).
- 24-Hour Fax (Outside of MI): 1.310.575.5035 (request document number 6710).

www.MCNTV.com

webmaster@mcntv.com

[Click here to return to race list](#)



County Commission 6th District

One 2-year term

Precinct Breakdown

ONLY Macomb County Official Election Results

View [summary report](#).

	JOAN FLYNN (DEM)	LAUREL PIETRANGELO (LIB)	FRANK ANTHONY ROCCA (REP)
Sterling Heights			
003	562	21	338
004	743	34	543
005	491	27	385
901	829	31	545
Warren			
029	605	3	276
050	307	8	269
053	407	4	268
055	203	7	165
060	305	5	185
061	387	6	201
062	302	5	182
066	251	1	172
067	316	7	289
092	194	2	147
093	410	8	245
109	396	7	233
110	359	4	272
908H	1,156	44	582
909J	412	20	252

These same results may also be obtained via:

- Election Telephone Hotline: 586.469.5209.
- 24-Hour Fax (Within MI): 1.888.99.CLERK (request document number 6710).
- 24-Hour Fax (Outside of MI): 1.310.575.5035 (request document number 6710).

www.MCNTV.com

webmaster@mcntv.com

[Click here to return to race list](#)



County Commission 6th District

One 2-year term

Community Totals

ONLY Macomb County Official Election Results

View [summary report](#).

	JOAN FLYNN (DEM)	LAUREL PIETRANGELO (LIB)	FRANK ANTHONY ROCCA (REP)
Sterling Heights	2,625	113	1,811
Warren	6,010	131	3,738

These same results may also be obtained via:

- Election Telephone Hotline: 586.469.5209.
- 24-Hour Fax (Within MI): 1.888.99.CLERK (request document number 6710).
- 24-Hour Fax (Outside of MI): 1.310.575.5035 (request document number 6710).

www.MCNTV.com

webmaster@mcntv.com

[Click here to return to race list](#)



County Commission 7th District

One 2-year term

Precinct Breakdown

ONLY Macomb County Official Election Results

View [summary report](#).

	ROSE MARIE FESSLER (DEM)	SUE ROCCA (REP)
Sterling Heights		
010	371	521
011	334	493
012	250	398
013	125	169
020	396	603
021	275	317
029	250	427
030	260	664
031	339	563
032	349	754
033	310	566
034	345	609
040	336	691
902	156	164
903	55	68
906	1,273	1,999

These same results may also be obtained via:

- Election Telephone Hotline: 586.469.5209.
- 24-Hour Fax (Within MI): 1.888.99.CLERK (request document number 6710).
- 24-Hour Fax (Outside of MI): 1.310.575.5035 (request document number 6710).

www.MCNTV.com

webmaster@mcntv.com

[Click here to return to race list](#)



County Commission 7th District

One 2-year term

Community Totals

ONLY Macomb County Official Election Results

View [summary report](#).

	ROSE MARIE FESSLER (DEM)	SUE ROCCA (REP)
Sterling Heights	5,424	9,006

These same results may also be obtained via:

- Election Telephone Hotline: 586.469.5209.
- 24-Hour Fax (Within MI): 1.888.99.CLERK (request document number 6710).
- 24-Hour Fax (Outside of MI): 1.310.575.5035 (request document number 6710).

www.MCNTV.com

webmaster@mcntv.com

[Click here to return to race list](#)



County Commission 8th District

One 2-year term

Precinct Breakdown

ONLY Macomb County Official Election Results

View [summary report](#).

	DANIEL J. FLAMAND (LIB)	NORBERT GALECKA (REP)	DIANA J. KOLAKOWSKI (DEM)
Sterling Heights			
001	21	243	556
002	40	269	611
006	35	351	614
008	13	177	275
009	38	349	538
014	6	85	138
015	48	282	559
016	50	199	460
017	40	248	429
046	32	282	659
047	19	160	333
904	3	33	91
905	8	53	159
907	60	734	1,654

These same results may also be obtained via:

- Election Telephone Hotline: 586.469.5209.
- 24-Hour Fax (Within MI): 1.888.99.CLERK (request document number 6710).
- 24-Hour Fax (Outside of MI): 1.310.575.5035 (request document number 6710).

webmaster@mctv.com

[Click here to return to race list](#)



County Commission 8th District

One 2-year term

Community Totals

ONLY Macomb County Official Election Results

View [summary report](#).

	DANIEL J. FLAMAND (LIB)	NORBERT GALECZKA (REP)	DIANA J. KOLAKOWSKI (DEM)
Sterling Heights	413	3,465	7,076

These same results may also be obtained via:

- Election Telephone Hotline: 586.469.5209.
- 24-Hour Fax (Within MI): 1.888.99.CLERK (request document number 6710).
- 24-Hour Fax (Outside of MI): 1.310.575.5035 (request document number 6710).

www.MCNTV.com

webmaster@mcntv.com

[Click here to return to race list](#)



County Commission 9th District

One 2-year term

Precinct Breakdown

ONLY Macomb County Official Election Results

View [summary report](#).

	VICTORIA MICHELLE CZAPSKI (REP)	ROBERT MIJAC (DEM)
Sterling Heights		
018	233	573
019	255	499
022	263	256
023	239	298
024	229	398
025	343	637
026	358	517
027	374	562
028	281	589
035	171	401
036	181	366
037	267	410
051	378	339
908	993	1,879

These same results may also be obtained via:

- Election Telephone Hotline: 586.469.5209.
- 24-Hour Fax (Within MI): 1.888.99.CLERK (request document number 6710).
- 24-Hour Fax (Outside of MI): 1.310.575.5035 (request document number 6710).

webmaster@mctv.com

[Click here to return to race list](#)



County Commission 9th District

One 2-year term

Community Totals

ONLY Macomb County Official Election Results

View [summary report](#).

	VICTORIA MICHELLE CZAPSKI (REP)	ROBERT MIJAC (DEM)
Sterling Heights	4,565	7,724

These same results may also be obtained via:

- Election Telephone Hotline: 586.469.5209.
- 24-Hour Fax (Within MI): 1.888.99.CLERK (request document number 6710).
- 24-Hour Fax (Outside of MI): 1.310.575.5035 (request document number 6710).

www.MCNTV.com

webmaster@mcntv.com

[Click here to return to race list](#)



County Commission 10th District

One 2-year term

Precinct Breakdown

ONLY Macomb County Official Election Results

View [summary report](#).

	PHILIS DESAELE (REP)
Sterling Heights	
038	632
039	576
041	810
042	264
043	697
044	396
045	507
048	469
049	484
050	884
052	472
909	2,127
Utica	
001	216
002	463
003	335
901	307

These same results may also be obtained via:

- Election Telephone Hotline: 586.469.5209.
- 24-Hour Fax (Within MI): 1.888.99.CLERK (request document number 6710).
- 24-Hour Fax (Outside of MI): 1.310.575.5035 (request document number 6710).

www.MCNTV.com

webmaster@mcntv.com

[Click here to return to race list](#)



County Commission 10th District

One 2-year term

Community Totals

ONLY Macomb County Official Election Results

View [summary report](#).

	PHILIS DESAELE (REP)
Sterling Heights	8,318
Utica	1,321

These same results may also be obtained via:

- Election Telephone Hotline: 586.469.5209.
- 24-Hour Fax (Within MI): 1.888.99.CLERK (request document number 6710).
- 24-Hour Fax (Outside of MI): 1.310.575.5035 (request document number 6710).

www.MCNTV.com

webmaster@mcntv.com

[Click here to return to race list](#)



County Commission 11th District
One 2-year term
Precinct Breakdown

ONLY Macomb County Official Election Results

View [summary report](#).

	ROBERT DENISON (DEM)	ED SZCZEPANSKI (REP)
Shelby Township		
002	349	574
003	210	338
004	250	521
006	373	358
009	328	330
010	272	440
011	375	453
020	285	263
021	320	231
025	303	623
027	315	422
028	259	423
029	266	351
901	1,529	1,759

These same results may also be obtained via:

- Election Telephone Hotline: 586.469.5209.
- 24-Hour Fax (Within MI): 1.888.99.CLERK (request document number 6710).
- 24-Hour Fax (Outside of MI): 1.310.575.5035 (request document number 6710).

webmaster@mctv.com

[Click here to return to race list](#)



County Commission 11th District

One 2-year term

Community Totals

ONLY Macomb County Official Election Results

View [summary report](#).

	ROBERT DENISON (DEM)	ED SZCZEPANSKI (REP)
Shelby Township	5,434	7,086

These same results may also be obtained via:

- Election Telephone Hotline: 586.469.5209.
- 24-Hour Fax (Within MI): 1.888.99.CLERK (request document number 6710).
- 24-Hour Fax (Outside of MI): 1.310.575.5035 (request document number 6710).

www.MCNTV.com

webmaster@mcentv.com

[Click here to return to race list](#)



County Commission 12th District

One 2-year term

Precinct Breakdown

ONLY Macomb County Official Election Results

View [summary report](#).

	PETER J. LUND (REP)
Shelby Township	
001	764
005	532
007	622
008	344
012	460
013	336
014	591
015	377
016	718
017	842
018	354
019	462
022	892
023	777
026	387
902	3,544

These same results may also be obtained via:

- Election Telephone Hotline: 586.469.5209.
- 24-Hour Fax (Within MI): 1.888.99.CLERK (request document number 6710).
- 24-Hour Fax (Outside of MI): 1.310.575.5035 (request document number 6710).

www.MCNTV.com

webmaster@mcntv.com

[Click here to return to race list](#)



County Commission 12th District

One 2-year term

Community Totals

ONLY Macomb County Official Election Results

View [summary report](#).

	PETER J. LUND (REP)
Shelby Township	12,002

These same results may also be obtained via:

- Election Telephone Hotline: 586.469.5209.
- 24-Hour Fax (Within MI): 1.888.99.CLERK (request document number 6710).
- 24-Hour Fax (Outside of MI): 1.310.575.5035 (request document number 6710).

www.MCNTV.com

webmaster@mcntv.com

[Click here to return to race list](#)



County Commission 13th District

One 2-year term

Precinct Breakdown

ONLY Macomb County Official Election Results

View [summary report](#).

	DON BROWN (REP)
Bruce Township	
001	473
002	885
003	680
004	395
901	893
Shelby Township	
024	807
903	431
Washington Township	
001	476
002	690
003	623
004	638
005	740
006	481
007	743
008	599
009	671
901	2,635

These same results may also be obtained via:

- Election Telephone Hotline: 586.469.5209.
- 24-Hour Fax (Within MI): 1.888.99.CLERK (request document number 6710).
- 24-Hour Fax (Outside of MI): 1.310.575.5035 (request document number 6710).

www.MCNTV.com

webmaster@mentv.com

[Click here to return to race list](#)



County Commission 13th District

One 2-year term

Community Totals

ONLY Macomb County Official Election Results

View [summary report](#).

	DON BROWN (REP)
Bruce Township	3,326
Shelby Township	1,238
Washington Township	8,296

These same results may also be obtained via:

- Election Telephone Hotline: 586.469.5209.
- 24-Hour Fax (Within MI): 1.888.99.CLERK (request document number 6710).
- 24-Hour Fax (Outside of MI): 1.310.575.5035 (request document number 6710).

www.MCNTV.com

webmaster@mcntv.com

[Click here to return to race list](#)



County Commission 14th District

One 2-year term

Precinct Breakdown

ONLY Macomb County Official Election Results

View [summary report](#).

	BRIAN BRDAK (DEM)	PATI KRAUTER (REP)
New Baltimore		
001	433	387
002	368	289
003	1,251	1,049
004	607	530
Richmond City		
001	547	537
002	472	457
901	313	236
Chesterfield Township		
004	243	350
012	561	440
013	446	547
014	458	580
901	333	345
Lenox Township		
001	364	478
002	560	579
003	639	267
004	187	190

These same results may also be obtained via:

- Election Telephone Hotline: 586.469.5209.
- 24-Hour Fax (Within MI): 1.888.99.CLERK (request document number 6710).
- 24-Hour Fax (Outside of MI): 1.310.575.5035 (request document number 6710).

www.MCNTV.com

webmaster@mentv.com

[Click here to return to race list](#)



County Commission 14th District

One 2-year term

Community Totals

ONLY Macomb County Official Election Results

View [summary report](#).

	BRIAN BRDAK (DEM)	PATI KRAUTER (REP)
New Baltimore	2,659	2,255
Richmond City	1,332	1,230
Chesterfield Township	2,041	2,262
Lenox Township	1,750	1,514

These same results may also be obtained via:

- Election Telephone Hotline: 586.469.5209.
- 24-Hour Fax (Within MI): 1.888.99.CLERK (request document number 6710).
- 24-Hour Fax (Outside of MI): 1.310.575.5035 (request document number 6710).

www.MCNTV.com

webmaster@mcntv.com

[Click here to return to race list](#)



County Commission 15th District

One 2-year term

Precinct Breakdown

ONLY Macomb County Official Election Results

View [summary report](#).

	SUSAN HALLY (DEM)	KEITH L. RENGERT (REP)
Memphis		
001	107	239
Armada Township		
001	489	995
002	294	615
Macomb Township		
001	401	530
002	319	351
009	575	799
015	168	236
016	525	898
021	542	735
022	370	460
023	312	672
024	281	388
901	1,087	1,677
Ray Township		
001	174	397
002	259	486
901	95	319
Richmond Township		
001	424	1,205

These same results may also be obtained via:

- Election Telephone Hotline: 586.469.5209.
- 24-Hour Fax (Within MI): 1.888.99.CLERK (request document number 6710).
- 24-Hour Fax (Outside of MI): 1.310.575.5035 (request document number 6710).

www.MCNTV.com

webmaster@mcntv.com

[Click here to return to race list](#)



County Commission 15th District

One 2-year term

Community Totals

ONLY Macomb County Official Election Results

View [summary report](#).

	SUSAN HALLY (DEM)	KEITH L. RENGERT (REP)
Memphis	107	239
Armada Township	783	1,610
Macomb Township	4,580	6,746
Ray Township	528	1,202
Richmond Township	424	1,205

These same results may also be obtained via:

- Election Telephone Hotline: 586.469.5209.
- 24-Hour Fax (Within MI): 1.888.99.CLERK (request document number 6710).
- 24-Hour Fax (Outside of MI): 1.310.575.5035 (request document number 6710).

www.MCNTV.com

webmaster@mcntv.com

[Click here to return to race list](#)



County Commission 16th District

One 2-year term

Precinct Breakdown

ONLY Macomb County Official Election Results

View [summary report](#).

	TONY CALECA (DEM)	WILLIAM J. REVOIR (REP)
Clinton Township		
001	259	282
004	374	235
027	221	330
028	467	107
029	297	542
034	339	253
037	411	434
038	183	419
041	331	376
042	454	325
044	365	514
045	277	430
046	205	225
901	350	314
906	1,495	1,957

These same results may also be obtained via:

- Election Telephone Hotline: 586.469.5209.
- 24-Hour Fax (Within MI): 1.888.99.CLERK (request document number 6710).
- 24-Hour Fax (Outside of MI): 1.310.575.5035 (request document number 6710).

www.MCNTV.com

webmaster@mcntv.com

[Click here to return to race list](#)



County Commission 16th District

One 2-year term

Community Totals

ONLY Macomb County Official Election Results

View [summary report](#).

	TONY CALECA (DEM)	WILLIAM J. REVOIR (REP)
Clinton Township	6,028	6,743

These same results may also be obtained via:

- Election Telephone Hotline: 586.469.5209.
- 24-Hour Fax (Within MI): 1.888.99.CLERK (request document number 6710).
- 24-Hour Fax (Outside of MI): 1.310.575.5035 (request document number 6710).

www.MCNTV.com

webmaster@mcntv.com

[Click here to return to race list](#)



County Commission 17th District

One 2-year term

Precinct Breakdown

ONLY Macomb County Official Election Results

View [summary report](#).

	BOBBY L. HILL (DEM)	JAMES MICHAEL SHAMALY (REP)
Mt. Clemens		
001	537	69
002	456	292
003	429	303
004	388	269
005	513	61
006	474	176
008	360	203
009	323	267
010	144	113
901	891	421
Clinton Township		
002	184	139
006	471	236
008	410	216
009	308	208
012	237	154
014	201	160
015	342	273
021	207	120
030	435	280
902	1,103	669

These same results may also be obtained via:

- Election Telephone Hotline: 586.469.5209.
- 24-Hour Fax (Within MI): 1.888.99.CLERK (request document number 6710).
- 24-Hour Fax (Outside of MI): 1.310.575.5035 (request document number 6710).

www.MCNTV.com

webmaster@mcntv.com

[Click here to return to race list](#)



County Commission 17th District

One 2-year term

Community Totals

ONLY Macomb County Official Election Results

View [summary report](#).

	BOBBY L. HILL (DEM)	JAMES MICHAEL SHAMALY (REP)
Mt. Clemens	4,515	2,174
Clinton Township	3,898	2,455

These same results may also be obtained via:

- Election Telephone Hotline: 586.469.5209.
- 24-Hour Fax (Within MI): 1.888.99.CLERK (request document number 6710).
- 24-Hour Fax (Outside of MI): 1.310.575.5035 (request document number 6710).

www.MCNTV.com

webmaster@mcntv.com

[Click here to return to race list](#)



County Commission 18th District

One 2-year term

Precinct Breakdown

ONLY Macomb County Official Election Results

View [summary report](#).

	BOB GIBSON (DEM)	MICHAEL C. SESSA (REP)
Clinton Township		
005	706	69
022	512	256
031	501	359
903	294	169
Harrison Township		
001	504	361
002	264	248
003	366	385
004	485	619
005	345	541
006	492	553
007	403	516
008	181	81
009	191	394
010	259	325
011	413	260
012	191	138
901	1,404	1,707

These same results may also be obtained via:

- Election Telephone Hotline: 586.469.5209.
- 24-Hour Fax (Within MI): 1.888.99.CLERK (request document number 6710).

- 24-Hour Fax (Outside of MI): 1.310.575.5035 (request document number 6710).

www.MCNTV.com

webmaster@mcntv.com

[Click here to return to race list](#)



County Commission 18th District

One 2-year term

Community Totals

ONLY Macomb County Official Election Results

View [summary report](#).

	BOB GIBSON (DEM)	MICHAEL C. SESSA (REP)
Clinton Township	2,013	853
Harrison Township	5,498	6,128

These same results may also be obtained via:

- Election Telephone Hotline: 586.469.5209.
- 24-Hour Fax (Within MI): 1.888.99.CLERK (request document number 6710).
- 24-Hour Fax (Outside of MI): 1.310.575.5035 (request document number 6710).

www.MCNTV.com

webmaster@mcntv.com

[Click here to return to race list](#)



County Commission 19th District

One 2-year term

Precinct Breakdown

ONLY Macomb County Official Election Results

View [summary report](#).

	SCOTT W. ALLEN (LIB)	DELPHINE BECKER (REP)	PAUL GIELEGHEM (DEM)
Clinton Township			
003	41	199	583
007	14	127	293
010	17	243	344
011	31	168	420
017	24	208	625
018	20	237	407
019	12	222	305
024	16	196	326
026	35	362	478
033	34	328	634
035	28	368	448
036	34	351	491
039	16	276	336
040	30	309	517
904	40	1,095	2,137
907	21	418	870

These same results may also be obtained via:

- Election Telephone Hotline: 586.469.5209.
- 24-Hour Fax (Within MI): 1.888.99.CLERK (request document number 6710).
- 24-Hour Fax (Outside of MI): 1.310.575.5035 (request document number 6710).

www.MCNTV.com

webmaster@mcntv.com

[Click here to return to race list](#)



County Commission 19th District

One 2-year term

Community Totals

ONLY Macomb County Official Election Results

View [summary report](#).

	SCOTT W. ALLEN (LIB)	DELPHINE BECKER (REP)	PAUL GIELEGHEM (DEM)
Clinton Township	413	5,107	9,214

These same results may also be obtained via:

- Election Telephone Hotline: 586.469.5209.
- 24-Hour Fax (Within MI): 1.888.99.CLERK (request document number 6710).
- 24-Hour Fax (Outside of MI): 1.310.575.5035 (request document number 6710).

www.MCNTV.com

webmaster@mcntv.com

[Click here to return to race list](#)



County Commission 20th District

One 2-year term

Precinct Breakdown

ONLY Macomb County Official Election Results

View [summary report](#).

	WILLIAM A. HERTEL (REP)	NICOLE MICHALAK (LIB)	NANCY M. WHITE (DEM)
Fraser			
001	246	40	372
002	428	36	492
003	395	46	650
004	316	48	596
005	160	11	192
006	508	21	474
007	213	22	311
901	353	18	606
902	173	7	434
Clinton Township			
013	275	35	488
016	256	18	350
020	208	28	407
023	430	37	420
025	291	44	409
032	200	12	173
043	116	17	132
905	187	10	380
908	462	15	636

These same results may also be obtained via:

Election Telephone Hotline: 586.469.5209.

- 24-Hour Fax (Within MI): 1.888.99.CLERK (request document number 6710).
- 24-Hour Fax (Outside of MI): 1.310.575.5035 (request document number 6710).

www.MCNTV.com

webmaster@mentv.com

[Click here to return to race list](#)



County Commission 20th District

One 2-year term

Community Totals

ONLY Macomb County Official Election Results

View [summary report](#).

	WILLIAM A. HERTEL (REP)	NICOLE MICHALAK (LIB)	NANCY M. WHITE (DEM)
Fraser	2,792	249	4,127
Clinton Township	2,425	216	3,395

These same results may also be obtained via:

- Election Telephone Hotline: 586.469.5209.
- 24-Hour Fax (Within MI): 1.888.99.CLERK (request document number 6710).
- 24-Hour Fax (Outside of MI): 1.310.575.5035 (request document number 6710).

www.MCNTV.com

webmaster@mcntv.com

[Click here to return to race list](#)



County Commission 21st District

One 2-year term

Precinct Breakdown

ONLY Macomb County Official Election Results

View [summary report](#).

	JOHN C. BONNELL (LIB)	LEONARD HAGGERTY (DEM)	BEULAH L. SATTLEY (REP)
Roseville			
009	49	511	198
010	39	344	106
011	26	349	169
012	30	455	156
013	34	391	127
014	43	513	186
015	47	718	268
016	60	815	307
017	39	557	188
018	36	495	142
019	32	365	140
020	31	446	160
021	53	647	213
902	77	1,872	597

These same results may also be obtained via:

- Election Telephone Hotline: 586.469.5209.
- 24-Hour Fax (Within MI): 1.888.99.CLERK (request document number 6710).
- 24-Hour Fax (Outside of MI): 1.310.575.5035 (request document number 6710).

webmaster@mctv.com

[Click here to return to race list](#)



County Commission 21st District

One 2-year term

Community Totals

ONLY Macomb County Official Election Results

View [summary report](#).

	JOHN C. BONNELL (LIB)	LEONARD HAGGERTY (DEM)	BEULAH L. SATTLEY (REP)
Roseville	596	8,478	2,957

These same results may also be obtained via:

- Election Telephone Hotline: 586.469.5209.
- 24-Hour Fax (Within MI): 1.888.99.CLERK (request document number 6710).
- 24-Hour Fax (Outside of MI): 1.310.575.5035 (request document number 6710).

www.MCNTV.com

webmaster@mcntv.com

[Click here to return to race list](#)



County Commission 22nd District

One 2-year term

Precinct Breakdown

ONLY Macomb County Official Election Results

View [summary report](#).

	MARLENE D. BRYK (REP)	BETTY SLINDE (DEM)
Eastpointe		
002	222	429
003	351	624
902	119	224
Roseville		
001	207	359
002	238	400
003	267	631
004	227	386
005	380	719
006	304	544
007	181	336
008	321	645
901	376	956
Warren		
036	205	360
037	156	287
052	151	328
903C	61	141

These same results may also be obtained via:

- Election Telephone Hotline: 586.469.5209.
- 24-Hour Fax (Within MI): 1.888.99.CLERK (request document number 6710).

- 24-Hour Fax (Outside of MI): 1.310.575.5035 (request document number 6710).

www.MCNTV.com

webmaster@mcntv.com

[Click here to return to race list](#)



County Commission 22nd District

One 2-year term

Community Totals

ONLY Macomb County Official Election Results

View [summary report](#).

	MARLENE D. BRYK (REP)	BETTY SLINDE (DEM)
Eastpointe	692	1,277
Roseville	2,501	4,976
Warren	573	1,116

These same results may also be obtained via:

- Election Telephone Hotline: 586.469.5209.
- 24-Hour Fax (Within MI): 1.888.99.CLERK (request document number 6710).
- 24-Hour Fax (Outside of MI): 1.310.575.5035 (request document number 6710).

www.MCNTV.com

webmaster@mcntv.com

[Click here to return to race list](#)



County Commission 23rd District

One 2-year term

Precinct Breakdown

ONLY Macomb County Official Election Results

View [summary report](#).

	WILLIAM A. CROUCHMAN (DEM)	JANICE M. NEARON (REP)	JAMES BRIAN SCANLON (NPA)
St. Clair Shores			
001	504	575	60
002	544	399	83
003	438	372	51
004	362	299	56
005	673	462	108
006	684	324	67
007	253	170	33
008	603	452	75
009	417	199	47
010	848	544	83
012	602	519	83
013	269	245	40
901	2,632	2,073	312
Lake Township			
001	12	30	4

These same results may also be obtained via:

- Election Telephone Hotline: 586.469.5209.
- 24-Hour Fax (Within MI): 1.888.99.CLERK (request document number 6710).
- 24-Hour Fax (Outside of MI): 1.310.575.5035 (request document number 6710).

www.MCNTV.com

webmaster@mcntv.com

[Click here to return to race list](#)



County Commission 23rd District

One 2-year term

Community Totals

ONLY Macomb County Official Election Results

View [summary report](#).

	WILLIAM A. CROUCHMAN (DEM)	JANICE M. NEARON (REP)	JAMES BRIAN SCANLON (NPA)
St. Clair Shores	8,829	6,633	1,098
Lake Township	12	30	4

These same results may also be obtained via:

- Election Telephone Hotline: 586.469.5209.
- 24-Hour Fax (Within MI): 1.888.99.CLERK (request document number 6710).
- 24-Hour Fax (Outside of MI): 1.310.575.5035 (request document number 6710).

www.MCNTV.com

webmaster@mcntv.com

[Click here to return to race list](#)



County Commission 24th District

One 2-year term

Precinct Breakdown

ONLY Macomb County Official Election Results

View [summary report](#).

	JACK A. DOERR (REP)	KEITH P. EDWARDS (LIB)	PEGGY A. KENNARD (DEM)
St. Clair Shores			
011	603	64	610
014	208	44	299
015	463	73	602
016	381	60	633
017	419	70	714
018	328	68	550
019	272	54	425
020	204	36	352
021	248	51	591
022	266	52	429
023	352	68	599
024	318	48	688
902	1,494	111	3,366

These same results may also be obtained via:

- Election Telephone Hotline: 586.469.5209.
- 24-Hour Fax (Within MI): 1.888.99.CLERK (request document number 6710).
- 24-Hour Fax (Outside of MI): 1.310.575.5035 (request document number 6710).

www.MCNTV.com

webmaster@mcntv.com

[Click here to return to race list](#)



County Commission 24th District

One 2-year term

Community Totals

ONLY Macomb County Official Election Results

View [summary report](#).

	JACK A. DOERR (REP)	KEITH P. EDWARDS (LIB)	PEGGY A. KENNARD (DEM)
St. Clair Shores	5,556	799	9,858

These same results may also be obtained via:

- Election Telephone Hotline: 586.469.5209.
- 24-Hour Fax (Within MI): 1.888.99.CLERK (request document number 6710).
- 24-Hour Fax (Outside of MI): 1.310.575.5035 (request document number 6710).

www.MCNTV.com

webmaster@mcentv.com

[Click here to return to race list](#)



County Commission 25th District

One 2-year term

Precinct Breakdown

ONLY Macomb County Official Election Results

View [summary report](#).

	JOE MILLER (DEM)	KATHY D. VOSBURG (REP)
Chesterfield Township		
001	416	508
002	543	649
003	547	741
005	354	431
006	358	513
007	439	555
008	439	682
009	476	597
010	273	454
011	543	627
015	229	105
902	1,080	1,641

These same results may also be obtained via:

- Election Telephone Hotline: 586.469.5209.
- 24-Hour Fax (Within MI): 1.888.99.CLERK (request document number 6710).
- 24-Hour Fax (Outside of MI): 1.310.575.5035 (request document number 6710).

www.MCNTV.com

webmaster@mcntv.com

[Click here to return to race list](#)



County Commission 25th District

One 2-year term

Community Totals

ONLY Macomb County Official Election Results

View [summary report](#).

	JOE MILLER (DEM)	KATHY D. VOSBURG (REP)
Chesterfield Township	5,697	7,503

These same results may also be obtained via:

- Election Telephone Hotline: 586.469.5209.
- 24-Hour Fax (Within MI): 1.888.99.CLERK (request document number 6710).
- 24-Hour Fax (Outside of MI): 1.310.575.5035 (request document number 6710).

www.MCNTV.com

webmaster@mcntv.com

[Click here to return to race list](#)



County Commission 26th District

One 2-year term

Precinct Breakdown

ONLY Macomb County Official Election Results

View [summary report](#).

	NICHOLYN ANN BRANDENBURG (REP)	JAMES DIEZ (DEM)
Macomb Township		
003	766	600
004	675	502
005	465	354
006	362	288
007	603	396
008	381	287
010	315	393
011	725	509
012	693	483
013	491	413
014	558	355
017	615	473
018	297	368
019	313	404
020	704	589
902	1,924	1,587

These same results may also be obtained via:

- Election Telephone Hotline: 586.469.5209.
- 24-Hour Fax (Within MI): 1.888.99.CLERK (request document number 6710).
- 24-Hour Fax (Outside of MI): 1.310.575.5035 (request document number 6710).

www.MCNTV.com

webmaster@mcntv.com

[Click here to return to race list](#)



County Commission 26th District

One 2-year term

Community Totals

ONLY Macomb County Official Election Results

View [summary report](#).

	NICHOLYN ANN BRANDENBURG (REP)	JAMES DIEZ (DEM)
Macomb Township	9,887	8,001

These same results may also be obtained via:

- Election Telephone Hotline: 586.469.5209.
- 24-Hour Fax (Within MI): 1.888.99.CLERK (request document number 6710).
- 24-Hour Fax (Outside of MI): 1.310.575.5035 (request document number 6710).

www.MCNTV.com

webmaster@mcntv.com

[Click here to return to race list](#)



Supreme Court Justice

Two 8-year terms

Precinct Breakdown

ONLY Macomb County Official Election Results

View [summary report](#).

	MARILYN KELLY	STEPHEN J. MARKMAN	LEONARD SCHWARTZ	DEBORAH THOMAS	BRIAN KEITH ZAHRA
Center Line					
001	373	239	68	175	82
002	200	147	54	116	52
003	414	237	115	306	74
004	227	140	50	167	64
005	241	143	47	125	58
901	442	314	82	205	60
Eastpointe					
001	492	296	65	221	70
002	341	257	68	225	65
003	516	333	152	314	118
004	540	299	91	322	103
005	524	316	88	233	92
006	417	252	56	181	56
007	543	316	90	412	99
008	475	215	98	354	63
009	438	254	75	281	85
010	400	234	68	195	76
011	455	299	74	181	74
012	422	303	109	274	94
013	413	260	99	221	81
014	573	318	74	404	141
901	1,211	871	222	552	277
902	197	177	41	79	51

Fraser					
001	359	202	66	176	64
002	425	341	135	255	102
003	545	325	154	310	120
004	438	266	52	282	128
005	203	124	27	75	51
006	556	386	95	206	100
007	253	175	58	159	62
901	510	402	119	220	125
902	320	254	42	146	81
Memphis					
001	163	148	46	92	47
Mt. Clemens					
001	278	123	70	285	33
002	389	232	60	262	88
003	402	220	91	204	100
004	335	199	63	184	57
005	206	125	74	203	37
006	297	155	95	248	71
008	292	189	56	205	67
009	318	216	75	137	71
010	151	97	20	68	26
901	742	554	181	410	129
New Baltimore					
001	419	240	121	269	79
002	327	228	63	235	115
003	1,217	857	248	489	305
004	650	477	114	278	122
Richmond City					
001	543	435	145	288	122
002	453	281	150	277	88
901	301	238	64	148	95
Roseville					
001	269	236	89	192	53
002	347	219	100	207	60
003	442	271	82	315	122
004	364	243	61	138	64
005	635	392	126	320	102
006	428	343	129	275	88
007	275	167	67	167	69

008	500	306	96	351	126
009	433	276	107	172	93
010	275	175	64	139	37
011	254	219	84	175	54
012	302	212	110	217	67
013	289	177	47	199	74
014	402	258	92	188	79
015	609	359	123	298	98
016	561	463	183	346	102
017	385	236	138	257	66
018	325	183	43	216	75
019	296	186	87	140	94
020	385	239	103	167	55
021	464	367	130	308	88
901	747	555	204	396	124
902	1,389	1,019	299	753	310
St. Clair Shores					
001	667	498	91	251	142
002	526	385	95	283	100
003	431	292	109	270	95
004	347	258	54	217	109
005	661	470	107	279	173
006	653	392	96	326	98
007	228	151	54	118	52
008	561	410	133	291	144
009	331	207	49	219	86
010	816	535	139	327	158
011	725	550	140	271	139
012	549	493	118	293	139
013	279	172	76	165	53
014	308	183	50	170	72
015	673	424	115	265	144
016	645	410	114	260	106
017	600	489	132	320	134
018	498	303	153	323	103
019	364	266	66	214	114
020	364	250	47	141	71
021	505	325	73	210	71
022	387	298	98	218	73
023	512	345	138	271	102

024	559	335	78	332	122
901	2,722	2,291	453	1,058	841
902	2,769	2,394	454	1,152	707
Sterling Heights					
001	448	319	87	186	132
002	514	358	99	219	105
003	442	368	90	259	81
004	637	423	142	402	149
005	442	330	79	265	154
006	528	370	79	218	157
008	245	174	33	87	49
009	415	439	128	231	143
010	445	321	116	240	103
011	389	279	55	240	130
012	353	273	58	136	99
013	164	117	20	69	41
014	113	130	27	60	35
015	411	305	120	248	113
016	349	212	52	251	105
017	369	250	77	154	97
018	441	329	61	185	98
019	345	280	96	197	91
020	497	358	154	290	122
021	298	176	55	209	74
022	276	214	43	110	68
023	319	237	52	137	71
024	306	277	82	168	76
025	403	315	121	248	121
026	404	283	58	256	154
027	481	333	96	204	148
028	502	339	95	234	97
029	322	267	94	177	67
030	434	319	99	245	107
031	451	304	58	274	113
032	597	403	82	246	146
033	477	346	79	204	100
034	434	421	121	240	114
035	291	195	89	186	77
036	288	168	49	192	55
037	334	253	55	133	127

038	481	365	88	192	118
039	398	309	124	246	83
040	538	390	139	259	104
041	512	395	97	349	170
042	224	125	36	113	29
043	572	358	95	265	107
044	236	219	68	162	55
045	318	233	107	201	87
046	477	315	70	329	147
047	272	173	46	128	66
048	380	245	63	147	67
049	314	318	97	168	106
050	592	416	141	324	149
051	330	230	61	225	127
052	330	264	81	139	106
901	816	714	122	330	203
902	175	163	44	74	49
903	69	54	23	34	16
904	67	65	5	30	26
905	123	96	25	55	39
906	1,838	1,616	342	730	428
907	1,243	1,253	269	607	397
908	1,465	1,292	354	756	394
909	1,595	1,424	294	810	503

Utica

001	171	117	29	78	44
002	381	259	74	136	70
003	236	195	61	145	51
901	260	181	68	133	74

Warren

001	102	50	18	109	62
002	171	112	38	92	110
003	177	82	36	119	38
004	304	169	126	221	85
006	110	64	57	98	25
008	148	89	33	110	69
010	205	136	73	111	97
011	128	68	42	86	43
012	133	119	71	105	47
013	197	103	82	136	52

015	130	91	30	92	63
016	164	90	38	83	80
017	156	109	49	107	32
018	132	98	67	96	58
020	151	88	62	108	45
021	96	66	23	87	50
022	98	65	33	66	50
023	144	86	36	104	34
024	208	134	106	139	73
026	127	80	60	108	19
027	102	60	38	61	33
028	90	69	30	46	51
029	298	205	118	225	88
032	159	124	100	105	56
033	128	72	57	90	40
034	239	134	72	150	92
036	235	149	74	152	115
037	145	81	51	98	39
038	121	99	69	79	32
039	140	84	43	68	50
040	134	124	30	101	79
041	117	88	58	78	58
042	231	164	78	152	85
043	40	41	24	28	20
045	154	118	50	109	53
046	211	175	70	170	121
047	85	87	39	53	42
048	183	107	87	157	70
049	139	88	51	91	50
050	247	161	73	134	119
052	157	105	34	113	72
053	222	191	82	128	101
055	123	108	52	95	49
056	163	132	65	96	66
058	275	184	94	167	102
060	146	107	26	100	68
061	237	159	66	124	97
062	177	121	74	124	50
063	157	124	75	103	62
064	153	124	57	106	56

066	152	116	49	96	77
067	205	221	81	140	98
068	178	125	61	134	57
069	179	133	87	121	63
070	204	128	84	149	79
071	151	104	46	89	68
072	110	119	59	100	56
072A	183	124	35	110	34
073	179	133	66	120	77
074	315	233	99	178	148
076	211	147	44	150	116
078	193	148	56	107	93
080	176	127	64	129	76
081	115	82	58	81	46
082	201	136	34	65	70
084	236	194	48	165	105
085	187	173	65	111	110
086	256	185	96	195	84
088	142	106	65	98	67
090	67	107	54	176	130
092	145	101	28	79	52
093	225	202	85	156	119
094	234	162	86	169	74
096	137	98	57	92	57
097	192	156	49	93	76
098	163	125	41	94	63
099	102	88	37	55	46
099A	202	136	68	141	84
100	156	110	43	108	66
101	192	144	58	103	70
102	166	121	35	84	70
103	182	142	54	109	89
105	228	163	87	157	82
106	176	169	73	101	84
108	278	208	89	161	117
109	227	169	51	143	105
110	223	189	86	135	91
901A	941	713	151	569	274
902B	304	200	63	167	81
903C	123	83	29	56	24

904D	622	549	121	283	153
905E	1,364	1,053	318	683	320
906F	722	560	102	405	204
907G	1,620	1,363	218	680	515
908H	1,029	845	188	406	243
909J	368	329	72	174	104

Armada Township

001	657	495	287	405	188
002	423	328	87	252	148

Bruce Township

001	316	241	48	139	91
002	542	474	78	213	127
003	378	333	80	254	94
004	214	154	49	128	64
901	455	449	78	310	209

Chesterfield Township

001	483	330	92	221	123
002	639	404	128	266	91
003	628	576	170	332	113
004	296	200	96	182	64
005	407	248	86	255	108
006	500	382	69	182	111
007	597	398	78	246	87
008	530	407	142	316	99
009	559	351	157	308	101
010	396	263	76	225	114
011	654	436	146	287	141
012	610	385	79	263	78
013	453	428	125	267	98
014	535	384	141	291	114
015	181	95	29	109	38
901	376	307	83	174	99
902	1,518	1,350	255	552	356

Clinton Township

001	278	223	67	168	59
002	149	106	47	97	43
003	418	238	75	309	103
004	324	204	56	160	68
005	346	142	52	265	37
006	345	233	71	237	72

007	216	151	58	133	55
008	324	195	55	223	86
009	281	176	59	145	64
010	352	256	44	144	59
011	322	185	94	212	57
012	204	124	47	132	27
013	424	245	65	282	105
014	174	132	45	85	56
015	344	237	65	171	60
016	288	227	65	190	82
017	457	217	99	302	66
018	368	252	28	194	91
019	276	221	55	120	90
020	386	215	73	208	70
021	200	140	36	93	42
022	421	229	94	259	52
023	487	314	75	298	112
024	293	211	57	121	72
025	421	279	69	203	72
026	416	331	91	251	119
027	258	180	68	142	56
028	271	157	38	207	43
029	505	350	83	200	112
030	409	265	78	212	74
031	395	309	95	275	90
032	206	165	50	112	52
033	528	350	73	327	106
034	323	227	61	159	68
035	494	334	92	191	95
036	428	339	91	256	96
037	426	290	108	257	78
038	312	219	33	175	71
039	333	233	60	150	75
040	492	329	71	195	81
041	347	290	80	205	66
042	407	242	88	273	73
043	132	108	21	70	42
044	487	362	98	189	121
045	396	296	68	156	77
046	233	193	44	103	59

901	404	297	95	200	74
902	970	803	179	542	272
903	271	179	35	135	48
904	1,875	1,618	305	743	465
905	323	268	86	134	56
906	1,937	1,604	479	913	476
907	734	574	106	371	184
908	638	519	115	248	158

Harrison Township

001	487	293	87	214	79
002	221	194	58	126	47
003	363	226	128	192	74
004	545	375	85	322	106
005	485	321	74	175	123
006	593	392	89	253	89
007	422	385	123	239	132
008	144	75	35	89	24
009	301	209	51	143	65
010	315	213	69	112	69
011	389	228	56	184	60
012	143	100	49	100	35
901	1,575	1,409	454	655	476

Lake Township

001	19	28	0	2	16
-----	----	----	---	---	----

Lenox Township

001	400	276	108	186	79
002	521	413	139	341	122
003	411	229	144	325	55
004	205	125	19	162	45

Macomb Township

001	514	375	100	185	129
002	399	262	88	196	61
003	607	615	138	321	131
004	587	401	197	347	118
005	381	287	71	254	122
006	355	239	61	152	80
007	549	409	99	205	95
008	302	259	59	157	61
009	674	481	219	393	129
010	362	223	53	245	100

011	688	452	102	282	154
012	686	464	105	255	106
013	383	371	84	243	95
014	418	319	137	233	71
015	236	141	28	134	52
016	740	554	124	261	208
017	617	437	107	244	91
018	339	240	91	213	47
019	382	242	108	228	66
020	602	455	110	406	171
021	724	503	132	291	178
022	468	331	59	182	84
023	488	466	139	298	107
024	319	228	111	177	82
901	1,482	1,285	249	782	464
902	1,925	1,595	338	835	504
Ray Township					
001	307	228	58	128	71
002	311	278	119	191	89
901	191	188	70	104	67
Richmond Township					
001	702	494	150	493	263
Shelby Township					
001	431	326	60	273	159
002	452	323	98	206	132
003	283	197	56	130	63
004	374	305	77	197	98
005	350	247	98	192	82
006	370	247	58	250	85
007	420	333	62	149	152
008	254	216	40	100	69
009	323	277	83	188	61
010	340	240	95	197	69
011	406	279	71	247	105
012	314	251	54	114	96
013	295	221	42	95	50
014	357	360	77	181	96
015	250	172	66	132	57
016	430	344	39	239	133
017	561	424	82	199	138

018	276	206	46	96	48
019	281	275	58	160	73
020	245	167	70	161	56
021	278	183	49	175	64
022	627	434	91	201	167
023	500	407	81	173	101
024	517	497	90	218	109
025	448	344	114	230	136
026	319	192	51	185	85
027	395	288	67	145	99
028	398	260	51	118	58
029	270	243	67	154	68
901	1,682	1,468	427	781	477
902	2,476	2,369	385	1,159	927
903	328	299	37	104	92
Washington Township					
001	341	208	41	141	79
002	502	335	90	197	86
003	328	324	70	206	94
004	404	264	131	263	81
005	428	341	51	238	126
006	320	245	57	99	96
007	480	360	76	175	118
008	348	341	66	178	88
009	377	295	117	226	91
901	1,606	1,423	244	928	606

These same results may also be obtained via:

- Election Telephone Hotline: 586.469.5209.
- 24-Hour Fax (Within MI): 1.888.99.CLERK (request document number 6710).
- 24-Hour Fax (Outside of MI): 1.310.575.5035 (request document number 6710).

www.MCNTV.com

webmaster@mcentv.com

[Click here to return to race list](#)



Supreme Court Justice

Two 8-year terms

Community Totals

ONLY Macomb County Official Election Results

View [summary report](#).

	MARILYN KELLY	STEPHEN J. MARKMAN	LEONARD SCHWARTZ	DEBORAH THOMAS	BRIAN KEITH ZAHRA
Center Line	1,897	1,220	416	1,094	390
Eastpointe	7,957	5,000	1,470	4,449	1,545
Fraser	3,609	2,475	748	1,829	833
Memphis	163	148	46	92	47
Mt. Clemens	3,410	2,110	785	2,206	679
New Baltimore	2,613	1,802	546	1,271	621
Richmond City	1,297	954	359	713	305
Roseville	10,376	7,101	2,564	5,936	2,100
St. Clair Shores	17,680	13,126	3,232	8,244	4,148
Sterling Heights	27,529	21,517	5,692	14,073	7,295
Utica	1,048	752	232	492	239
Warren	22,050	16,503	6,457	13,397	8,065
Armada Township	1,080	823	374	657	336
Bruce Township	1,905	1,651	333	1,044	585
Chesterfield Township	9,362	6,944	1,952	4,476	1,935
Clinton Township	23,048	16,583	4,442	12,142	5,087
Harrison Township	5,983	4,420	1,358	2,804	1,379
Lake Township	19	28	0	2	16
Lenox Township	1,537	1,043	410	1,014	301
Macomb Township	15,227	11,634	3,109	7,519	3,506
Ray Township	809	694	247	423	227
Richmond Township	702	494	150	493	263
Shelby Township	15,250	12,394	2,842	7,149	4,205
Washington Township	5,134	4,136	943	2,651	1,465

These same results may also be obtained via:

- Election Telephone Hotline: 586.469.5209.
- 24-Hour Fax (Within MI): 1.888.99.CLERK (request document number 6710).
- 24-Hour Fax (Outside of MI): 1.310.575.5035 (request document number 6710).

www.MCNTV.com

webmaster@mcntv.com

[Click here to return to race list](#)



2nd District Judge of the Court of Appeals (Incumbent)

One 6-year term

Precinct Breakdown

ONLY Macomb County Official Election Results

View [summary report](#).

	PAT DONOFRIO
Center Line	
001	430
002	254
003	535
004	285
005	264
901	503
Eastpointe	
001	529
002	453
003	684
004	672
005	615
006	429
007	674
008	563
009	536
010	463
011	532
012	575
013	476
014	720
901	1,435
902	245

Fraser	
001	401
002	553
003	655
004	530
005	221
006	562
007	325
901	590
902	373
Memphis	
001	231
Mt. Clemens	
001	360
002	453
003	447
004	357
005	302
006	392
008	375
009	350
010	164
901	882
New Baltimore	
001	505
002	421
003	1,411
004	747
Richmond City	
001	709
002	602
901	393
Roseville	
001	404
002	439
003	593
004	403
005	749
006	567
007	344

008	644
009	502
010	328
011	359
012	447
013	359
014	459
015	675
016	789
017	502
018	368
019	359
020	451
021	635
901	897
902	1,684
St. Clair Shores	
001	703
002	623
003	504
004	450
005	759
006	668
007	277
008	666
009	389
010	923
011	784
012	706
013	332
014	362
015	744
016	704
017	746
018	617
019	431
020	412
021	555
022	473
023	635

024	648
901	3,119
902	3,193
Sterling Heights	
001	518
002	563
003	587
004	791
005	565
006	602
008	270
009	614
010	552
011	483
012	424
013	192
014	159
015	535
016	449
017	414
018	500
019	465
020	633
021	372
022	328
023	372
024	413
025	535
026	518
027	558
028	581
029	420
030	545
031	554
032	646
033	548
034	593
035	376
036	360
037	389

038	535
039	551
040	649
041	691
042	248
043	614
044	339
045	428
046	592
047	299
048	404
049	419
050	724
051	408
052	406
901	968
902	227
903	86
904	88
905	125
906	2,138
907	1,603
908	1,844
909	1,962
Utica	
001	203
002	391
003	292
901	288
Warren	
001	81
002	159
003	139
004	265
006	108
008	143
010	193
011	117
012	145
013	177

015	135
016	126
017	134
018	133
020	146
021	100
022	98
023	118
024	225
026	125
027	101
028	82
029	276
032	171
033	119
034	231
036	218
037	131
038	134
039	119
040	153
041	125
042	210
043	47
045	157
046	242
047	103
048	182
049	147
050	241
052	152
053	236
055	128
056	165
058	269
060	157
061	218
062	172
063	184
064	177

066	171
067	261
068	183
069	181
070	218
071	167
072	151
072A	132
073	179
074	339
076	227
078	196
080	181
081	112
082	179
084	247
085	203
086	256
088	146
090	195
092	154
093	253
094	257
096	139
097	216
098	161
099	106
099A	216
100	148
101	196
102	173
103	194
105	224
106	205
108	284
109	234
110	253
901A	1,207
902B	370
903C	143

904D	747
905E	1,616
906F	860
907G	1,917
908H	1,192
909J	455
Armada Township	
001	883
002	552
Bruce Township	
001	359
002	599
003	516
004	260
901	644
Chesterfield Township	
001	627
002	733
003	882
004	392
005	538
006	617
007	682
008	709
009	734
010	500
011	787
012	701
013	648
014	739
015	227
901	462
902	1,836
Clinton Township	
001	370
002	193
003	530
004	372
005	364
006	408

007	273
008	393
009	324
010	364
011	385
012	234
013	497
014	218
015	391
016	387
017	520
018	409
019	331
020	425
021	222
022	494
023	570
024	335
025	468
026	522
027	325
028	342
029	570
030	450
031	530
032	245
033	649
034	410
035	517
036	546
037	524
038	360
039	397
040	526
041	438
042	517
043	170
044	597
045	441
046	283

901	455
902	1,134
903	283
904	2,112
905	377
906	2,287
907	863
908	732

Harrison Township

001	513
002	303
003	454
004	657
005	530
006	634
007	561
008	162
009	365
010	369
011	426
012	185
901	1,927

Lake Township

001	31
-----	----

Lenox Township

001	454
002	693
003	542
004	270

Macomb Township

001	626
002	462
003	885
004	761
005	528
006	429
007	616
008	400
009	880
010	440

011	785
012	717
013	527
014	557
015	269
016	890
017	700
018	424
019	484
020	822
021	846
022	530
023	691
024	419
901	1,901
902	2,267
Ray Township	
001	331
002	435
901	258
Richmond Township	
001	920
Shelby Township	
001	566
002	520
003	341
004	477
005	439
006	472
007	469
008	289
009	420
010	400
011	499
012	354
013	288
014	475
015	290
016	487
017	660

018	305
019	369
020	321
021	355
022	669
023	554
024	617
025	540
026	353
027	442
028	399
029	355
901	2,026
902	2,964
903	360
Washington Township	
001	344
002	518
003	432
004	524
005	523
006	371
007	543
008	471
009	510
901	2,085

These same results may also be obtained via:

- Election Telephone Hotline: 586.469.5209.
- 24-Hour Fax (Within MI): 1.888.99.CLERK (request document number 6710).
- 24-Hour Fax (Outside of MI): 1.310.575.5035 (request document number 6710).

www.MCNTV.com

webmaster@mcntv.com

[Click here to return to race list](#)



2nd District Judge of the Court of Appeals (Incumbent)

One 6-year term

Community Totals

ONLY Macomb County Official Election Results

View [summary report](#).

	PAT DONOFRIO
Center Line	2,271
Eastpointe	9,601
Fraser	4,210
Memphis	231
Mt. Clemens	4,082
New Baltimore	3,084
Richmond City	1,704
Roseville	12,957
St. Clair Shores	20,423
Sterling Heights	33,772
Utica	1,174
Warren	23,758
Armada Township	1,435
Bruce Township	2,378
Chesterfield Township	11,814
Clinton Township	27,079
Harrison Township	7,086
Lake Township	31
Lenox Township	1,959
Macomb Township	18,856
Ray Township	1,024
Richmond Township	920
Shelby Township	18,075
Washington Township	6,321

These same results may also be obtained via:

- Election Telephone Hotline: 586.469.5209.
- 24-Hour Fax (Within MI): 1.888.99.CLERK (request document number 6710).
- 24-Hour Fax (Outside of MI): 1.310.575.5035 (request document number 6710).

www.MCNTV.com

webmaster@mcntv.com

[Click here to return to race list](#)



16th Circuit Court Judge (Incumbent)

Three 6-year terms

Precinct Breakdown

ONLY Macomb County Official Election Results

View [summary report](#).

	JAMES M. BIERNAT	RICHARD L. CARETTI	MARY A. CHRZANOWSKI
Center Line			
001	307	291	400
002	183	176	229
003	325	317	476
004	204	195	261
005	179	185	245
901	434	409	503
Eastpointe			
001	348	344	420
002	315	315	380
003	453	468	583
004	427	425	574
005	406	433	504
006	305	306	362
007	418	472	532
008	358	400	480
009	350	360	452
010	315	331	367
011	360	354	417
012	387	401	492
013	353	359	410
014	482	520	582
901	1,173	1,175	1,287
902	197	196	227

Fraser			
001	288	289	361
002	398	424	482
003	527	518	578
004	381	409	460
005	157	166	197
006	437	444	503
007	234	234	287
901	539	524	533
902	344	344	358
Memphis			
001	182	174	204
Mt. Clemens			
001	238	250	297
002	396	364	404
003	315	308	376
004	266	255	302
005	182	197	254
006	284	282	331
008	271	262	325
009	276	261	293
010	136	129	132
901	777	719	822
New Baltimore			
001	393	377	438
002	337	335	356
003	1,090	1,108	1,193
004	580	564	614
Richmond City			
001	519	511	587
002	448	426	478
901	354	332	335
Roseville			
001	284	278	340
002	280	295	382
003	387	410	491
004	308	314	365
005	509	537	636
006	419	416	518
007	238	238	289

008	438	442	567
009	365	371	446
010	231	236	285
011	241	249	295
012	285	315	382
013	239	249	298
014	329	348	392
015	446	451	574
016	559	549	684
017	333	352	424
018	250	264	307
019	256	269	304
020	322	320	393
021	432	449	530
901	749	751	838
902	1,425	1,423	1,535
St. Clair Shores			
001	531	530	589
002	418	428	504
003	356	365	434
004	298	311	353
005	517	536	633
006	476	496	546
007	174	179	234
008	488	494	550
009	265	267	335
010	608	633	767
011	597	587	648
012	503	505	560
013	235	223	275
014	243	257	303
015	512	515	591
016	474	490	566
017	521	515	609
018	417	409	501
019	304	299	364
020	282	272	314
021	352	357	450
022	329	325	390
023	442	434	507

024	428	439	535
901	2,579	2,534	2,703
902	2,712	2,588	2,715
Sterling Heights			
001	392	411	447
002	425	408	497
003	400	416	488
004	596	591	663
005	430	397	465
006	443	442	521
008	209	204	239
009	462	470	517
010	413	409	468
011	359	349	404
012	330	319	362
013	144	138	169
014	134	124	147
015	399	395	465
016	321	340	378
017	318	318	361
018	388	383	418
019	344	355	397
020	477	465	536
021	275	281	329
022	245	257	296
023	299	286	331
024	312	289	356
025	412	403	450
026	404	397	463
027	422	446	482
028	445	447	495
029	316	304	339
030	440	413	466
031	436	412	486
032	490	492	539
033	416	407	458
034	460	448	521
035	266	260	319
036	218	234	299
037	301	305	332

038	430	431	449
039	411	391	473
040	497	488	550
041	521	516	567
042	187	191	203
043	477	462	549
044	248	260	288
045	310	301	351
046	396	420	492
047	220	232	269
048	308	320	339
049	333	309	353
050	576	578	628
051	321	315	366
052	323	321	344
901	846	824	858
902	202	197	207
903	77	72	77
904	78	75	72
905	115	114	120
906	1,910	1,853	1,922
907	1,428	1,392	1,427
908	1,620	1,613	1,681
909	1,738	1,695	1,725
Utica			
001	148	152	161
002	316	304	339
003	220	219	237
901	264	254	270
Warren			
001	64	61	83
002	126	135	167
003	100	104	150
004	206	224	331
006	74	73	115
008	118	118	157
010	151	148	193
011	103	97	127
012	107	108	155
013	138	138	188

015	96	102	104
016	95	110	138
017	90	99	158
018	111	117	144
020	111	116	159
021	67	68	107
022	64	65	107
023	90	90	139
024	166	166	252
026	85	88	132
027	70	75	116
028	66	61	85
029	210	223	299
032	130	118	183
033	91	92	127
034	176	174	196
036	161	156	250
037	93	102	135
038	90	90	136
039	101	103	150
040	119	118	150
041	94	96	139
042	183	185	220
043	41	35	53
045	129	118	175
046	197	199	261
047	79	90	106
048	141	145	198
049	104	113	142
050	190	194	263
052	112	126	155
053	202	191	248
055	97	102	133
056	136	137	171
058	216	222	267
060	128	128	163
061	175	187	234
062	131	138	188
063	145	148	187
064	134	144	180

066	135	134	188
067	208	221	272
068	143	142	197
069	146	140	207
070	164	165	220
071	137	127	187
072	121	122	164
072A	104	104	128
073	143	133	195
074	268	283	357
076	181	181	230
078	158	153	217
080	152	163	194
081	85	88	126
082	119	149	191
084	216	203	245
085	169	167	216
086	218	209	278
088	118	112	160
090	162	169	201
092	113	110	151
093	214	215	261
094	209	208	266
096	120	123	157
097	178	183	226
098	130	126	175
099	75	77	108
099A	183	178	214
100	114	121	178
101	162	155	211
102	133	132	177
103	149	151	207
105	181	187	252
106	173	157	201
108	234	244	309
109	207	198	243
110	195	198	278
901A	1,045	990	1,144
902B	291	292	357
903C	116	116	132

904D	647	645	675
905E	1,389	1,318	1,495
906F	713	715	809
907G	1,685	1,630	1,799
908H	1,031	1,013	1,099
909J	378	356	410
Armada Township			
001	739	675	759
002	451	440	450
Bruce Township			
001	293	283	319
002	502	490	499
003	399	406	442
004	214	203	223
901	563	559	558
Chesterfield Township			
001	458	433	494
002	529	517	584
003	630	603	709
004	304	295	310
005	374	383	434
006	457	458	477
007	508	490	541
008	535	514	589
009	530	537	619
010	384	364	414
011	593	619	680
012	480	470	555
013	461	457	536
014	533	522	591
015	146	150	181
901	388	380	417
902	1,545	1,501	1,578
Clinton Township			
001	254	272	284
002	146	144	173
003	348	374	453
004	262	265	320
005	206	265	311
006	283	287	351

007	192	205	231
008	287	296	318
009	239	230	282
010	291	286	310
011	271	280	332
012	170	170	199
013	337	353	423
014	141	135	177
015	280	288	349
016	275	283	312
017	352	388	420
018	292	314	368
019	256	262	260
020	302	311	376
021	161	165	205
022	338	335	400
023	454	442	477
024	251	247	259
025	311	330	387
026	391	390	426
027	243	250	262
028	197	217	265
029	457	442	466
030	317	310	382
031	350	367	408
032	188	197	203
033	435	455	539
034	276	296	323
035	400	385	425
036	404	391	449
037	397	407	439
038	301	268	295
039	307	290	315
040	390	393	435
041	304	291	372
042	361	372	401
043	118	139	126
044	418	448	457
045	343	333	375
046	229	231	233

901	409	396	399
902	990	955	991
903	234	245	275
904	1,911	1,843	1,778
905	295	306	345
906	2,084	1,979	1,981
907	770	727	738
908	636	620	641

Harrison Township

001	363	369	441
002	198	207	246
003	319	337	380
004	477	473	552
005	416	406	436
006	473	491	534
007	433	423	461
008	100	112	143
009	275	270	294
010	278	281	293
011	290	275	339
012	134	143	153
901	1,704	1,653	1,661

Lake Township

001	28	29	29
-----	----	----	----

Lenox Township

001	393	371	407
002	534	529	597
003	391	381	445
004	218	218	238

Macomb Township

001	502	499	531
002	351	333	388
003	691	675	722
004	572	549	639
005	396	397	449
006	318	334	355
007	480	488	531
008	314	300	343
009	689	671	750
010	321	315	390

011	603	583	654
012	589	563	610
013	410	412	441
014	430	418	460
015	224	216	241
016	719	707	761
017	553	539	605
018	307	304	367
019	363	356	400
020	619	621	667
021	658	644	704
022	417	405	447
023	577	539	582
024	326	320	343
901	1,723	1,681	1,650
902	2,032	1,978	2,045
Ray Township			
001	272	258	291
002	360	331	386
901	261	247	236
Richmond Township			
001	777	734	778
Shelby Township			
001	411	420	458
002	378	376	424
003	241	249	270
004	347	345	379
005	332	348	360
006	332	338	400
007	357	358	404
008	234	222	231
009	321	309	352
010	287	290	340
011	347	364	439
012	278	265	299
013	236	238	263
014	365	375	399
015	237	220	247
016	372	383	415
017	493	499	546

018	237	237	246
019	281	285	295
020	219	230	256
021	249	256	301
022	513	529	570
023	422	430	454
024	527	500	528
025	400	432	432
026	268	263	318
027	335	349	369
028	314	308	352
029	252	269	277
901	1,808	1,781	1,810
902	2,650	2,581	2,625
903	332	330	313
Washington Township			
001	288	264	294
002	408	412	438
003	363	330	340
004	387	380	455
005	437	412	431
006	306	291	307
007	456	436	451
008	374	373	396
009	377	393	431
901	1,870	1,799	1,787

These same results may also be obtained via:

- Election Telephone Hotline: 586.469.5209.
- 24-Hour Fax (Within MI): 1.888.99.CLERK (request document number 6710).
- 24-Hour Fax (Outside of MI): 1.310.575.5035 (request document number 6710).

www.MCNTV.com

webmaster@mcentv.com

[Click here to return to race list](#)



16th Circuit Court Judge (Incumbent)

Three 6-year terms

Community Totals

ONLY Macomb County Official Election Results

View [summary report](#).

	JAMES M. BIERNAT	RICHARD L. CARETTI	MARY A. CHRZANOWSKI
Center Line	1,632	1,573	2,114
Eastpointe	6,647	6,859	8,069
Fraser	3,305	3,352	3,759
Memphis	182	174	204
Mt. Clemens	3,141	3,027	3,536
New Baltimore	2,400	2,384	2,601
Richmond City	1,321	1,269	1,400
Roseville	9,325	9,526	11,275
St. Clair Shores	15,061	14,988	16,976
Sterling Heights	26,713	26,385	29,213
Utica	948	929	1,007
Warren	19,315	19,240	24,123
Armada Township	1,190	1,115	1,209
Bruce Township	1,971	1,941	2,041
Chesterfield Township	8,855	8,693	9,709
Clinton Township	20,854	20,870	22,721
Harrison Township	5,460	5,440	5,933
Lake Township	28	29	29
Lenox Township	1,536	1,499	1,687
Macomb Township	15,184	14,847	16,075
Ray Township	893	836	913
Richmond Township	777	734	778
Shelby Township	14,375	14,379	15,372
Washington Township	5,266	5,090	5,330

These same results may also be obtained via:

- Election Telephone Hotline: 586.469.5209.
- 24-Hour Fax (Within MI): 1.888.99.CLERK (request document number 6710).
- 24-Hour Fax (Outside of MI): 1.310.575.5035 (request document number 6710).

www.MCNTV.com

webmaster@mcntv.com

[Click here to return to race list](#)



16th Circuit Court Judge (New Judgeship)

One 8-year term

Precinct Breakdown

ONLY Macomb County Official Election Results

View [summary report](#).

	TRACEY A. YOKICH
Center Line	
001	424
002	247
003	516
004	294
005	263
901	519
Eastpointe	
001	493
002	435
003	651
004	642
005	581
006	423
007	640
008	551
009	528
010	448
011	494
012	547
013	453
014	687
901	1,368
902	237

Fraser	
001	363
002	495
003	578
004	491
005	203
006	510
007	297
901	571
902	373
Memphis	
001	214
Mt. Clemens	
001	366
002	463
003	448
004	340
005	308
006	398
008	382
009	351
010	166
901	892
New Baltimore	
001	501
002	420
003	1,350
004	724
Richmond City	
001	679
002	579
901	374
Roseville	
001	398
002	436
003	592
004	421
005	745
006	569
007	348

008	660
009	499
010	337
011	357
012	446
013	357
014	465
015	672
016	778
017	512
018	374
019	364
020	439
021	637
901	900
902	1,691
St. Clair Shores	
001	697
002	613
003	524
004	448
005	770
006	657
007	274
008	691
009	401
010	964
011	810
012	705
013	325
014	387
015	765
016	716
017	725
018	623
019	471
020	406
021	592
022	485
023	632

024	647
901	3,095
902	3,223
Sterling Heights	
001	511
002	574
003	581
004	799
005	557
006	580
008	272
009	608
010	533
011	475
012	416
013	192
014	161
015	514
016	454
017	434
018	487
019	461
020	626
021	369
022	336
023	377
024	403
025	534
026	501
027	553
028	574
029	410
030	536
031	557
032	632
033	554
034	591
035	379
036	367
037	386

038	531
039	544
040	633
041	660
042	257
043	626
044	353
045	417
046	583
047	307
048	403
049	404
050	724
051	402
052	391
901	950
902	223
903	87
904	82
905	121
906	2,104
907	1,578
908	1,840
909	1,938
Utica	
001	193
002	397
003	309
901	293
Warren	
001	82
002	153
003	127
004	264
006	90
008	126
010	172
011	116
012	144
013	158

015	123
016	118
017	125
018	127
020	134
021	94
022	86
023	108
024	215
026	112
027	92
028	75
029	261
032	164
033	120
034	205
036	214
037	126
038	116
039	107
040	131
041	112
042	206
043	47
045	157
046	238
047	101
048	178
049	138
050	226
052	146
053	224
055	124
056	172
058	244
060	145
061	220
062	167
063	172
064	177

066	156
067	246
068	170
069	175
070	198
071	144
072	142
072A	126
073	168
074	315
076	212
078	188
080	170
081	106
082	167
084	239
085	194
086	236
088	143
090	182
092	136
093	234
094	239
096	135
097	192
098	150
099	97
099A	203
100	143
101	188
102	159
103	182
105	211
106	184
108	271
109	217
110	247
901A	1,190
902B	374
903C	139

904D	758
905E	1,598
906F	862
907G	1,910
908H	1,182
909J	440
Armada Township	
001	848
002	521
Bruce Township	
001	354
002	569
003	510
004	247
901	627
Chesterfield Township	
001	601
002	681
003	834
004	372
005	500
006	576
007	647
008	688
009	698
010	470
011	760
012	654
013	622
014	697
015	213
901	446
902	1,710
Clinton Township	
001	359
002	194
003	526
004	370
005	366
006	416

007	266
008	402
009	325
010	353
011	384
012	236
013	496
014	214
015	385
016	374
017	508
018	403
019	316
020	424
021	228
022	488
023	557
024	333
025	465
026	502
027	311
028	351
029	546
030	461
031	535
032	244
033	621
034	407
035	483
036	540
037	516
038	348
039	380
040	518
041	425
042	504
043	150
044	581
045	423
046	275

901	469
902	1,114
903	289
904	2,037
905	372
906	2,247
907	817
908	703

Harrison Township

001	519
002	309
003	458
004	660
005	522
006	642
007	564
008	166
009	371
010	375
011	425
012	191
901	1,951

Lake Township

001	32
-----	----

Lenox Township

001	462
002	689
003	535
004	267

Macomb Township

001	618
002	460
003	875
004	755
005	528
006	426
007	607
008	403
009	870
010	448

011	788
012	717
013	512
014	560
015	260
016	882
017	709
018	425
019	480
020	798
021	840
022	523
023	680
024	420
901	1,895
902	2,254
Ray Township	
001	313
002	427
901	256
Richmond Township	
001	912
Shelby Township	
001	544
002	510
003	334
004	458
005	423
006	469
007	450
008	271
009	412
010	389
011	499
012	347
013	292
014	461
015	287
016	475
017	642

018	290
019	358
020	319
021	355
022	655
023	520
024	596
025	530
026	353
027	418
028	390
029	339
901	1,989
902	2,899
903	355
Washington Township	
001	351
002	534
003	431
004	538
005	494
006	376
007	529
008	469
009	494
901	2,030

These same results may also be obtained via:

- Election Telephone Hotline: 586.469.5209.
- 24-Hour Fax (Within MI): 1.888.99.CLERK (request document number 6710).
- 24-Hour Fax (Outside of MI): 1.310.575.5035 (request document number 6710).

www.MCNTV.com

webmaster@mcntv.com

[Click here to return to race list](#)



16th Circuit Court Judge (New Judgeship)

One 8-year term

Community Totals

ONLY Macomb County Official Election Results

View [summary report](#).

	TRACEY A. YOKICH
Center Line	2,263
Eastpointe	9,178
Fraser	3,881
Memphis	214
Mt. Clemens	4,114
New Baltimore	2,995
Richmond City	1,632
Roseville	12,997
St. Clair Shores	20,646
Sterling Heights	33,452
Utica	1,192
Warren	22,797
Armada Township	1,369
Bruce Township	2,307
Chesterfield Township	11,169
Clinton Township	26,557
Harrison Township	7,153
Lake Township	32
Lenox Township	1,953
Macomb Township	18,733
Ray Township	996
Richmond Township	912
Shelby Township	17,629
Washington Township	6,246

These same results may also be obtained via:

- Election Telephone Hotline: 586.469.5209.
- 24-Hour Fax (Within MI): 1.888.99.CLERK (request document number 6710).
- 24-Hour Fax (Outside of MI): 1.310.575.5035 (request document number 6710).

www.MCNTV.com

webmaster@mcntv.com

[Click here to return to race list](#)



37th District Court Judge (Incumbent)

One 6-year term

Precinct Breakdown

ONLY Macomb County Official Election Results

View [summary report](#).

	DAWNN MARIE GRUENBURG
Center Line	
001	430
002	259
003	543
004	297
005	279
901	537
Warren	
001	96
002	192
003	192
004	393
006	151
008	170
010	219
011	139
012	175
013	218
015	90
016	142
017	155
018	151
020	161
021	114

022	109
023	136
024	254
026	139
027	115
028	90
029	296
032	187
033	130
034	256
036	252
037	139
038	146
039	151
040	182
041	146
042	243
043	55
045	177
046	268
047	109
048	201
049	157
050	281
052	168
053	254
055	129
056	182
058	284
060	156
061	228
062	183
063	189
064	181
066	195
067	275
068	185
069	200
070	231
071	177

072	160
072A	131
073	192
074	364
076	246
078	216
080	211
081	120
082	197
084	252
085	211
086	305
088	163
090	209
092	154
093	271
094	277
096	159
097	222
098	192
099	116
099A	224
100	178
101	209
102	177
103	204
105	254
106	219
108	312
109	254
110	274
901A	1,307
902B	403
903C	153
904D	800
905E	1,685
906F	913
907G	2,019
908H	1,237
909J	472

These same results may also be obtained via:

- Election Telephone Hotline: 586.469.5209.
- 24-Hour Fax (Within MI): 1.888.99.CLERK (request document number 6710).
- 24-Hour Fax (Outside of MI): 1.310.575.5035 (request document number 6710).

www.MCNTV.com

webmaster@mcntv.com

[Click here to return to race list](#)



37th District Court Judge (Incumbent)

One 6-year term

Community Totals

ONLY Macomb County Official Election Results

View [summary report](#).

	DAWNN MARIE GRUENBURG
Center Line	2,345
Warren	25,856

These same results may also be obtained via:

- Election Telephone Hotline: 586.469.5209.
- 24-Hour Fax (Within MI): 1.888.99.CLERK (request document number 6710).
- 24-Hour Fax (Outside of MI): 1.310.575.5035 (request document number 6710).

www.MCNTV.com

webmaster@mcntv.com

[Click here to return to race list](#)



39th District Court Judge (Incumbent)

One 6-year term

Precinct Breakdown

ONLY Macomb County Official Election Results

View [summary report](#).

	CATHERINE B. STEENLAND
Fraser	
001	392
002	528
003	641
004	536
005	210
006	567
007	324
901	610
902	396
Roseville	
001	408
002	448
003	613
004	438
005	781
006	592
007	351
008	694
009	534
010	358
011	359
012	475
013	374

014	502
015	712
016	830
017	529
018	404
019	369
020	462
021	646
901	938
902	1,775

These same results may also be obtained via:

- Election Telephone Hotline: 586.469.5209.
- 24-Hour Fax (Within MI): 1.888.99.CLERK (request document number 6710).
- 24-Hour Fax (Outside of MI): 1.310.575.5035 (request document number 6710).

www.MCNTV.com

webmaster@mcntv.com

[Click here to return to race list](#)



39th District Court Judge (Incumbent)

One 6-year term

Community Totals

ONLY Macomb County Official Election Results

View [summary report](#).

	CATHERINE B. STEENLAND
Fraser	4,204
Roseville	13,592

These same results may also be obtained via:

- Election Telephone Hotline: 586.469.5209.
- 24-Hour Fax (Within MI): 1.888.99.CLERK (request document number 6710).
- 24-Hour Fax (Outside of MI): 1.310.575.5035 (request document number 6710).

www.MCNTV.com

webmaster@mcntv.com

[Click here to return to race list](#)



41A District Court Judge (Incumbent)

One 6-year term

Precinct Breakdown

ONLY Macomb County Official Election Results

View [summary report](#).

	STEPHEN S. SIERAWSKI
Sterling Heights	
001	524
002	579
003	573
004	798
005	581
006	604
008	281
009	626
010	553
011	492
012	429
013	190
014	169
015	545
016	452
017	451
018	511
019	485
020	642
021	371
022	348
023	384
024	419

025	551
026	545
027	578
028	598
029	437
030	566
031	588
032	659
033	575
034	647
035	396
036	363
037	418
038	553
039	563
040	673
041	690
042	252
043	635
044	359
045	445
046	587
047	307
048	413
049	433
050	743
051	429
052	413
901	973
902	242
903	95
904	86
905	134
906	2,265
907	1,629
908	1,942
909	2,042
Utica	
001	200
002	411

003	314
901	311
Macomb Township	
001	633
002	447
003	859
004	751
005	535
006	434
007	597
008	406
009	872
010	440
011	771
012	714
013	525
014	556
015	256
016	888
017	696
018	423
019	471
020	798
021	827
022	531
023	678
024	411
901	1,913
902	2,251
Shelby Township	
001	552
002	526
003	345
004	466
005	432
006	477
007	474
008	282
009	425
010	398

011	501
012	352
013	286
014	481
015	291
016	494
017	660
018	298
019	366
020	319
021	355
022	670
023	525
024	619
025	545
026	362
027	430
028	400
029	342
901	2,059
902	2,995
903	368

These same results may also be obtained via:

- Election Telephone Hotline: 586.469.5209.
- 24-Hour Fax (Within MI): 1.888.99.CLERK (request document number 6710).
- 24-Hour Fax (Outside of MI): 1.310.575.5035 (request document number 6710).

www.MCNTV.com

webmaster@mcntv.com

[Click here to return to race list](#)



41A District Court Judge (Incumbent)

One 6-year term

Community Totals

ONLY Macomb County Official Election Results

View [summary report](#).

	STEPHEN S. SIERAWSKI
Sterling Heights	34,831
Utica	1,236
Macomb Township	18,683
Shelby Township	18,095

These same results may also be obtained via:

- Election Telephone Hotline: 586.469.5209.
- 24-Hour Fax (Within MI): 1.888.99.CLERK (request document number 6710).
- 24-Hour Fax (Outside of MI): 1.310.575.5035 (request document number 6710).

www.MCNTV.com

webmaster@mcntv.com

[Click here to return to race list](#)



41A District Court Judge
One Partial Term Ending 1/1/07
Precinct Breakdown

ONLY Macomb County Official Election Results

View [summary report](#).

KIMBERLEY A. WIEGAND	
Sterling Heights	
001	517
002	565
003	581
004	786
005	553
006	600
008	281
009	622
010	552
011	482
012	437
013	195
014	171
015	529
016	451
017	443
018	506
019	456
020	649
021	367
022	339
023	385
024	411

025	542
026	519
027	573
028	595
029	440
030	561
031	581
032	658
033	561
034	630
035	386
036	369
037	403
038	547
039	568
040	650
041	703
042	256
043	642
044	373
045	439
046	582
047	299
048	416
049	419
050	729
051	412
052	403
901	972
902	242
903	94
904	84
905	133
906	2,246
907	1,626
908	1,913
909	2,025
Utica	
001	199
002	407

003	300
901	301
Macomb Township	
001	616
002	451
003	868
004	758
005	524
006	432
007	606
008	409
009	891
010	450
011	776
012	722
013	523
014	559
015	273
016	893
017	715
018	433
019	491
020	806
021	846
022	542
023	695
024	411
901	1,917
902	2,224
Shelby Township	
001	556
002	513
003	341
004	467
005	428
006	472
007	466
008	282
009	416
010	408

011	509
012	358
013	288
014	477
015	294
016	502
017	655
018	292
019	357
020	313
021	358
022	660
023	529
024	613
025	546
026	369
027	433
028	391
029	345
901	2,020
902	2,945
903	359

These same results may also be obtained via:

- Election Telephone Hotline: 586.469.5209.
- 24-Hour Fax (Within MI): 1.888.99.CLERK (request document number 6710).
- 24-Hour Fax (Outside of MI): 1.310.575.5035 (request document number 6710).

www.MCNTV.com

webmaster@mcntv.com

[Click here to return to race list](#)



41A District Court Judge
One Partial Term Ending 1/1/07
Community Totals

ONLY Macomb County Official Election Results

View [summary report](#).

	KIMBERLEY A. WIEGAND
Sterling Heights	34,469
Utica	1,207
Macomb Township	18,831
Shelby Township	17,962

These same results may also be obtained via:

- Election Telephone Hotline: 586.469.5209.
- 24-Hour Fax (Within MI): 1.888.99.CLERK (request document number 6710).
- 24-Hour Fax (Outside of MI): 1.310.575.5035 (request document number 6710).

www.MCNTV.com

webmaster@mcntv.com

[Click here to return to race list](#)



41B District Court Judge (Incumbent)

One 6-year term

Precinct Breakdown

ONLY Macomb County Official Election Results

View [summary report](#).

	JOHN C. FOSTER
Mt. Clemens	
001	392
002	476
003	475
004	348
005	337
006	423
008	380
009	341
010	171
901	939
Clinton Township	
001	347
002	195
003	523
004	372
005	375
006	407
007	263
008	400
009	327
010	352
011	377
012	233

013	480
014	216
015	377
016	383
017	497
018	390
019	307
020	417
021	223
022	476
023	538
024	325
025	451
026	499
027	303
028	354
029	548
030	450
031	514
032	237
033	624
034	393
035	474
036	530
037	501
038	344
039	379
040	516
041	421
042	485
043	157
044	570
045	409
046	269
901	468
902	1,142
903	299
904	2,075
905	367
906	2,249

907	829
908	712
Harrison Township	
001	506
002	295
003	455
004	646
005	528
006	617
007	560
008	170
009	363
010	364
011	422
012	191
901	1,969

These same results may also be obtained via:

- Election Telephone Hotline: 586.469.5209.
- 24-Hour Fax (Within MI): 1.888.99.CLERK (request document number 6710).
- 24-Hour Fax (Outside of MI): 1.310.575.5035 (request document number 6710).

www.MCNTV.com

webmaster@mcntv.com

[Click here to return to race list](#)



41B District Court Judge (Incumbent)

One 6-year term

Community Totals

ONLY Macomb County Official Election Results

View [summary report](#).

	JOHN C. FOSTER
Mt. Clemens	4,282
Clinton Township	26,369
Harrison Township	7,086

These same results may also be obtained via:

- Election Telephone Hotline: 586.469.5209.
- 24-Hour Fax (Within MI): 1.888.99.CLERK (request document number 6710).
- 24-Hour Fax (Outside of MI): 1.310.575.5035 (request document number 6710).

www.MCNTV.com

webmaster@mcntv.com

[Click here to return to race list](#)



Macomb Community College Trustee

Two 6-year terms

Precinct Breakdown

ONLY Macomb County Official Election Results

View [summary report](#).

	PAUL J. ACCAVITTI	CHRISTINE BONKOWSKI	PAUL DE SANTIS	MICHAEL A. DENEWETH	JOSEPH DIPAOLA	WILLIAM FRAZIER	MARGARET GAMBILL	JAMES F. KELLY	DOMINIC J. LAROSA	DIANA J. RASCANO
Center Line										
001	64	248	102	90	33	42	66	72	71	67
002	23	143	69	62	18	25	37	45	30	42
003	39	257	144	146	50	53	116	97	63	74
004	21	135	95	52	37	43	56	63	33	33
005	31	120	78	27	43	36	61	69	52	40
901	38	314	86	84	23	64	113	170	78	80
Eastpointe										
001	306	184	100	51	44	32	43	159	49	71
002	233	180	103	50	39	37	63	139	36	45
003	315	177	195	110	74	53	83	222	70	51
004	326	153	190	65	78	43	86	233	67	65
005	313	152	94	49	81	72	86	209	72	67
006	214	107	60	34	42	59	85	183	45	52
007	314	188	85	28	47	69	146	322	104	105
008	282	153	55	38	35	64	88	256	93	96
009	295	164	107	31	31	31	61	180	101	84
010	257	129	101	41	35	34	52	139	50	69
011	298	202	112	49	47	29	47	145	63	39
012	277	232	136	86	57	39	72	154	65	63
013	210	145	150	71	65	39	62	148	58	53
014	276	194	171	72	105	79	115	257	91	76
901	698	501	249	190	142	113	194	584	173	124
902	119	76	30	18	34	27	33	120	23	29
Fraser										
001	192	154	103	47	67	43	42	80	42	37
002	196	265	154	106	75	50	63	96	78	47
003	320	253	209	133	69	68	72	112	74	55
004	236	157	180	58	86	60	83	107	57	59

005	93	62	48	22	48	44	38	33	36	24
006	191	202	119	66	75	113	77	137	97	51
007	110	111	49	30	32	42	79	84	64	53
901	221	259	122	105	35	55	70	147	123	84
902	188	164	69	59	28	19	36	72	73	50

Memphis

001	113	55	23	28	10	27	52	80	37	29
-----	-----	----	----	----	----	----	----	----	----	----

Mt. Clemens

001	64	106	49	58	16	55	81	159	82	89
002	101	181	74	105	31	40	68	117	106	82
003	104	195	81	105	34	44	65	96	58	107
004	110	131	71	85	27	50	65	84	41	46
005	42	123	61	81	32	66	63	98	32	53
006	45	121	88	126	41	73	75	104	49	67
008	68	132	111	92	45	46	92	93	49	56
009	64	109	63	74	58	70	67	102	53	50
010	35	45	23	29	19	28	29	50	34	19
901	153	351	118	244	42	89	177	279	140	162

New Baltimore

001	239	187	85	58	35	28	52	162	92	92
002	218	154	64	73	21	23	69	75	99	78
003	785	506	315	230	106	94	127	236	170	240
004	393	328	154	119	42	61	97	108	104	102

Richmond City

001	311	196	96	82	31	59	140	208	80	90
002	275	162	75	70	26	44	84	208	105	88
901	167	146	65	65	8	24	48	88	64	60

Roseville

001	167	184	102	60	36	41	53	79	40	41
002	182	153	147	63	45	43	64	83	64	54
003	225	177	196	64	85	69	81	157	70	67
004	167	121	109	29	69	38	61	117	65	39
005	280	205	172	60	40	137	155	212	114	111
006	229	181	141	42	54	57	133	169	108	89
007	133	117	76	26	20	26	61	104	62	69
008	283	246	151	71	54	66	82	123	141	113
009	230	238	127	46	42	40	54	96	60	90
010	151	157	82	36	36	18	50	54	36	35
011	146	166	100	54	34	27	34	69	37	40
012	150	132	155	65	46	52	64	87	72	68
013	151	134	125	46	38	29	63	73	32	43
014	181	145	120	46	82	59	78	100	58	74
015	294	218	147	49	46	141	140	169	88	94
016	349	246	182	74	45	59	157	211	138	111
017	204	179	101	40	41	49	61	156	91	94
018	190	152	83	35	21	32	59	73	93	75

019	181	170	92	51	25	34	45	65	41	49
020	223	204	140	43	35	42	42	72	45	49
021	228	285	151	80	50	88	103	137	68	83
901	343	369	267	211	64	54	148	193	86	108
902	597	673	569	310	130	154	279	403	218	193

St. Clair Shores

001	189	281	196	111	57	57	86	147	118	95
002	99	263	181	128	45	54	87	122	91	91
003	63	185	168	110	45	57	84	106	82	79
004	86	139	152	84	63	47	66	97	65	66
005	137	274	167	75	133	108	119	200	114	123
006	140	227	142	59	46	118	151	214	108	121
007	50	91	51	23	19	25	53	85	63	60
008	154	263	155	75	42	60	83	235	123	109
009	90	150	85	53	26	41	54	93	73	74
010	246	355	219	126	71	78	106	194	134	163
011	214	360	200	117	54	76	99	160	106	105
012	135	321	184	112	46	73	87	161	72	93
013	55	109	93	69	38	47	51	76	42	51
014	54	136	123	47	44	51	64	76	51	43
015	103	259	157	83	114	112	118	211	131	95
016	143	231	157	76	64	114	123	196	120	96
017	147	252	147	94	59	72	160	238	140	113
018	117	234	121	61	43	57	76	222	138	136
019	68	170	110	60	38	35	49	120	123	80
020	106	157	125	53	39	33	45	74	60	76
021	140	268	158	77	52	37	71	100	65	73
022	61	218	134	106	57	43	67	99	73	62
023	95	237	207	141	52	71	106	137	64	74
024	96	230	227	98	89	62	97	166	96	85
901	488	1,188	701	573	366	395	543	865	475	458
902	443	1,267	612	575	174	429	669	925	537	422

Sterling Heights

001	28	203	112	37	105	83	87	133	126	96
002	47	242	115	37	50	111	108	164	177	93
003	71	219	99	62	38	59	129	190	148	114
004	112	326	159	85	53	75	120	274	194	147
005	86	252	123	64	45	50	73	129	183	106
006	100	311	135	64	66	60	77	104	119	156
008	37	145	52	34	34	31	41	54	45	28
009	57	307	150	93	68	73	81	120	108	94
010	46	223	188	132	69	61	88	100	99	88
011	59	188	182	67	75	48	77	106	78	69
012	46	167	109	32	69	83	63	106	106	57
013	28	77	30	21	19	37	38	53	47	35
014	18	68	29	16	14	18	36	57	29	27

909	160	817	655	423	223	212	301	459	396	271
Utica										
001	10	82	44	31	29	37	44	52	55	26
002	35	142	73	65	40	64	67	119	96	74
003	30	122	41	40	30	31	78	95	73	56
901	22	152	63	70	21	25	50	96	90	46
Warren										
001	16	49	25	21	16	47	59	54	26	22
002	22	85	45	45	18	32	61	80	28	51
003	18	81	44	29	24	29	35	52	39	37
004	37	152	109	38	54	56	76	107	85	89
006	27	67	39	18	23	27	22	45	15	39
008	46	94	34	28	26	38	51	53	24	40
010	29	122	51	42	31	21	43	98	35	45
011	13	75	52	39	16	23	21	48	28	30
012	23	94	68	15	30	23	39	64	33	37
013	36	119	39	35	42	53	41	65	39	52
015	26	83	47	22	16	26	40	49	28	37
016	20	78	48	21	25	29	63	89	28	36
017	17	84	54	24	34	29	41	71	42	36
018	26	85	54	14	34	36	34	36	37	55
020	42	95	37	25	27	43	39	59	39	36
021	27	90	35	15	13	28	33	42	23	22
022	22	76	21	28	17	15	24	43	17	20
023	27	59	55	39	24	22	40	46	26	32
024	40	136	70	41	36	38	48	76	68	78
026	27	89	46	19	38	37	33	48	33	38
027	24	65	41	16	14	18	19	37	12	16
028	10	70	25	13	9	16	25	37	18	19
029	43	135	126	75	50	79	66	137	86	65
032	60	73	69	20	27	48	42	75	51	46
033	50	63	30	12	23	30	35	52	30	36
034	100	135	54	22	18	48	79	98	50	63
036	97	129	70	53	17	27	68	105	43	49
037	65	57	58	32	17	20	29	56	35	21
038	26	82	55	30	32	14	28	38	31	39
039	24	98	53	29	19	30	29	35	22	42
040	24	108	60	41	18	34	41	49	20	9
041	12	88	58	42	17	28	19	47	21	26
042	25	123	95	57	32	43	50	99	61	53
043	7	32	16	15	10	9	11	11	11	12
045	45	90	26	34	31	37	42	69	37	45
046	48	154	52	44	35	59	52	91	71	50
047	19	47	18	21	18	12	33	43	26	23
048	38	108	69	47	17	22	40	83	64	38
049	36	92	54	30	18	22	22	37	42	43

109	60	148	65	35	24	52	50	77	64	52
110	61	137	63	38	27	29	65	113	62	47
901A	81	721	234	193	64	107	205	350	250	237
902B	58	232	92	65	17	40	65	93	43	85
903C	43	77	34	22	7	18	22	40	17	19
904D	51	504	185	160	46	87	135	199	95	97
905E	100	919	466	324	119	173	274	431	293	207
906F	78	540	266	204	56	79	126	247	156	95
907G	196	1,162	472	294	234	220	307	526	334	214
908H	151	726	235	187	90	175	223	341	221	175
909J	51	295	103	58	27	63	73	158	83	52

Armada Township

001	383	273	117	216	37	71	117	266	178	126
002	282	153	79	138	19	53	58	135	139	77

Bruce Township

001	52	141	81	57	30	37	60	68	57	82
002	104	288	149	105	47	54	82	114	97	71
003	61	271	95	114	31	49	83	128	88	60
004	24	111	96	75	21	23	40	51	33	33
901	61	276	202	146	53	67	108	163	128	63

Chesterfield Township

001	307	192	115	101	44	45	87	95	82	102
002	461	235	146	112	46	61	74	112	64	72
003	333	325	189	254	65	71	77	137	109	77
004	154	113	86	145	33	36	43	60	49	43
005	228	149	139	82	51	46	74	95	59	51
006	259	153	106	76	94	75	71	122	75	68
007	307	156	116	68	49	87	91	152	99	82
008	266	188	112	142	36	62	134	154	95	108
009	314	207	111	154	35	41	71	201	148	93
010	267	133	79	60	21	25	56	90	103	95
011	378	241	153	199	52	52	84	121	103	136
012	357	245	122	138	32	65	87	122	65	71
013	247	275	157	157	58	37	66	101	77	53
014	300	167	208	156	54	45	82	134	93	71
015	47	52	45	35	28	37	55	54	28	49
901	182	178	92	94	35	32	74	107	59	64
902	723	608	284	328	97	193	307	422	228	222

Clinton Township

001	70	130	83	49	24	31	74	114	89	51
002	48	60	32	39	13	17	29	89	40	30
003	100	216	119	69	34	48	89	124	139	135
004	104	143	61	76	46	49	51	81	53	81
005	73	146	74	64	54	85	97	115	57	60
006	76	177	89	101	35	51	79	100	66	53
007	32	103	94	54	36	30	51	56	45	41

908	187	357	138	176	62	50	90	174	143	119
Harrison Township										
001	140	250	117	113	38	38	78	92	72	85
002	57	120	70	80	30	26	52	62	31	40
003	58	139	136	161	38	52	60	94	56	43
004	84	225	224	139	81	74	77	153	110	87
005	87	192	96	120	62	76	73	133	73	53
006	105	191	126	90	40	102	117	195	101	92
007	105	174	95	113	37	48	112	182	123	79
008	23	62	25	34	13	20	31	65	32	40
009	66	153	59	89	19	23	51	78	78	66
010	83	128	92	98	22	25	36	86	52	76
011	121	201	108	73	31	36	62	80	50	45
012	31	84	44	47	16	23	26	37	27	28
901	265	756	484	759	121	174	289	474	288	228
Lake Township										
001	2	7	8	9	3	5	2	8	8	6
Lenox Township										
001	211	152	62	89	27	64	85	144	50	59
002	292	214	93	97	47	62	156	164	109	99
003	240	157	79	68	33	41	102	165	105	109
004	127	85	47	27	14	28	36	47	61	48
Macomb Township										
001	123	244	166	121	90	51	48	100	134	132
002	119	200	92	182	37	39	59	84	52	65
003	120	400	183	234	99	68	105	149	148	101
004	84	285	252	248	78	60	111	127	131	106
005	57	190	171	143	72	49	79	100	102	64
006	61	145	87	80	95	59	62	88	113	50
007	88	202	129	100	57	93	93	162	160	81
008	71	118	82	71	40	50	72	130	88	63
009	162	319	164	135	77	61	101	252	263	145
010	74	162	69	84	35	47	68	118	140	100
011	199	300	175	171	83	66	115	131	136	159
012	166	293	172	175	73	54	95	130	142	99
013	62	244	113	161	44	53	68	103	104	82
014	73	203	165	192	59	39	52	86	115	71
015	21	116	89	74	36	17	36	56	53	33
016	120	288	186	119	223	131	111	181	208	117
017	128	219	133	88	61	123	115	189	159	95
018	70	174	70	72	34	35	97	124	96	80
019	64	169	77	64	37	46	82	170	135	98
020	140	291	168	113	93	68	90	131	316	154
021	167	311	207	173	96	61	82	146	164	149
022	117	236	133	110	59	45	58	79	98	56
023	104	317	150	166	63	54	94	123	114	71

024	78	151	122	194	41	31	43	88	55	41
901	254	776	574	575	175	168	297	384	335	237
902	336	931	447	588	323	246	338	572	466	292
Ray Township										
001	42	121	68	73	32	54	63	95	59	53
002	110	136	76	106	19	33	80	129	77	60
901	36	109	44	94	7	25	48	94	40	33
Richmond Township										
001	446	290	144	167	43	67	110	233	190	134
Shelby Township										
001	80	190	204	92	85	49	72	109	122	93
002	49	200	109	103	83	72	102	113	103	78
003	23	128	65	43	33	70	54	103	63	51
004	57	170	97	69	33	48	76	148	125	67
005	43	174	73	71	32	40	81	131	110	61
006	55	184	85	73	36	56	90	120	118	107
007	64	224	105	63	40	55	73	89	107	82
008	40	143	61	77	24	34	44	60	61	51
009	36	207	83	87	44	49	79	88	59	83
010	43	166	116	129	42	38	69	82	76	51
011	36	190	147	89	61	65	106	120	86	86
012	29	130	61	68	48	48	65	99	68	52
013	40	114	64	38	29	57	55	93	59	44
014	62	176	90	65	56	49	88	134	124	64
015	24	122	48	53	21	32	39	105	84	48
016	62	189	95	78	42	33	55	102	154	94
017	114	282	122	95	44	61	83	141	119	155
018	61	132	65	45	21	34	48	69	52	47
019	38	152	76	84	50	46	50	69	81	53
020	34	125	85	93	27	31	65	70	66	56
021	33	120	93	34	43	44	78	84	52	89
022	66	262	120	88	126	72	102	171	171	99
023	82	190	112	91	50	91	85	142	140	74
024	104	237	129	98	54	54	111	171	148	89
025	84	195	93	101	53	36	71	154	224	86
026	59	139	83	77	29	33	52	85	113	66
027	76	189	113	76	40	39	65	90	90	94
028	83	202	85	78	40	26	54	81	107	55
029	45	148	83	56	53	41	48	70	105	45
901	211	888	522	680	171	184	337	450	484	280
902	238	1,295	883	801	322	269	487	661	696	393
903	51	153	72	91	40	28	49	72	113	56
Washington Township										
001	65	147	83	38	31	31	60	73	57	74
002	121	245	135	95	63	44	63	100	86	73
003	54	213	99	105	40	48	58	74	53	52

004	56	198	132	142	61	51	113	118	71	95
005	55	204	179	91	57	55	81	115	85	61
006	48	123	83	57	68	55	63	72	84	46
007	75	179	96	55	46	94	97	117	154	72
008	54	179	72	64	41	48	99	121	111	87
009	80	196	100	64	44	51	66	146	146	77
901	274	987	383	450	131	197	312	517	608	355

These same results may also be obtained via:

- Election Telephone Hotline: 586.469.5209.
- 24-Hour Fax (Within MI): 1.888.99.CLERK (request document number 6710).
- 24-Hour Fax (Outside of MI): 1.310.575.5035 (request document number 6710).

www.MCNTV.com

webmaster@mcntv.com

[Click here to return to race list](#)



Macomb Community College Trustee

Two 6-year terms

Community Totals

ONLY Macomb County Official Election Results

View [summary report](#).

	PAUL J. ACCAVITTI	CHRISTINE BONKOWSKI	PAUL DE SANTIS	MICHAEL A. DENEWETH	JOSEPH DIPAOLA	WILLIAM FRAZIER	MARGARET GAMBILL	JAMES F. KELLY	DOMINIC J. LAROSA	DIANA J. RASCANO
Center Line	216	1,217	574	461	204	263	449	516	327	336
Eastpointe	4,733	2,937	1,938	983	956	820	1,316	3,450	1,160	1,089
Fraser	1,747	1,627	1,053	626	515	494	560	868	644	460
Memphis	113	55	23	28	10	27	52	80	37	29
Mt. Clemens	786	1,494	739	999	345	561	782	1,182	644	731
New Baltimore	1,635	1,175	618	480	204	206	345	581	465	512
Richmond City	753	504	236	217	65	127	272	504	249	238
Roseville	5,284	4,852	3,535	1,601	1,138	1,355	2,067	3,002	1,827	1,789
St. Clair Shores	3,719	7,865	4,972	3,186	1,876	2,352	3,314	5,319	3,264	3,043
Sterling Heights	3,763	15,259	8,496	5,264	3,595	3,963	5,224	8,060	7,577	5,602
Utica	97	498	221	206	120	157	239	362	314	202
Warren	3,841	14,347	7,099	4,589	3,161	3,915	4,933	8,163	5,276	4,650
Armada Township	665	426	196	354	56	124	175	401	317	203
Bruce Township	302	1,087	623	497	182	230	373	524	403	309
Chesterfield Township	5,130	3,617	2,260	2,301	830	1,010	1,533	2,279	1,536	1,457
Clinton Township	5,394	11,130	6,257	4,949	2,619	3,115	4,428	6,882	5,396	4,377
Harrison Township	1,225	2,675	1,676	1,916	548	717	1,064	1,731	1,093	962
Lake Township	2	7	8	9	3	5	2	8	8	6
Lenox Township	870	608	281	281	121	195	379	520	325	315
Macomb Township	3,058	7,284	4,376	4,433	2,180	1,814	2,571	4,003	4,027	2,741
Ray Township	188	366	188	273	58	112	191	318	176	146

Richmond Township	446	290	144	167	43	67	110	233	190	134
Shelby Township	2,122	7,416	4,239	3,786	1,872	1,884	2,933	4,276	4,280	2,849
Washington Township	882	2,671	1,362	1,161	582	674	1,012	1,453	1,455	992

These same results may also be obtained via:

- Election Telephone Hotline: 586.469.5209.
- 24-Hour Fax (Within MI): 1.888.99.CLERK (request document number 6710).
- 24-Hour Fax (Outside of MI): 1.310.575.5035 (request document number 6710).

www.MCNTV.com

webmaster@mcntv.com

[Click here to return to race list](#)



State Proposal 04-1

Proposal to amend the state constitution to require voter approval of any form of gambling authorized by law and certain new state lottery games

Precinct Breakdown

ONLY Macomb County Official Election Results

View [summary report](#).

	NO	YES
Center Line		
001	306	400
002	187	276
003	372	506
004	162	321
005	201	279
901	279	478
Eastpointe		
001	345	616
002	296	413
003	426	639
004	409	626
005	358	604
006	279	429
007	412	671
008	351	498
009	310	503
010	261	436
011	314	512
012	342	548
013	340	458
014	445	674
901	741	1,322

902	117	234
Fraser		
001	300	416
002	436	588
003	490	692
004	428	594
005	152	232
006	425	659
007	218	360
901	373	598
902	250	361
Memphis		
001	152	234
Mt. Clemens		
001	250	356
002	364	430
003	308	471
004	282	429
005	205	313
006	264	400
008	232	390
009	243	387
010	131	165
901	563	752
New Baltimore		
001	367	547
002	301	430
003	996	1,487
004	474	776
Richmond City		
001	471	664
002	407	632
901	230	348
Roseville		
001	215	377
002	256	431
003	357	562
004	266	387
005	454	751
006	339	559

007	202	339
008	387	659
009	316	508
010	187	347
011	189	403
012	271	421
013	218	374
014	326	479
015	409	685
016	502	771
017	291	561
018	276	442
019	242	337
020	272	417
021	346	645
901	411	927
902	856	1,676
St. Clair Shores		
001	551	648
002	417	648
003	414	504
004	297	462
005	556	740
006	479	619
007	181	294
008	451	750
009	266	412
010	709	870
011	563	828
012	556	708
013	238	338
014	242	387
015	502	786
016	491	713
017	544	787
018	436	627
019	329	520
020	263	376
021	398	576
022	348	483

023	462	674
024	523	644
901	1,914	3,123
902	1,960	3,159
Sterling Heights		
001	367	502
002	422	581
003	396	567
004	648	777
005	388	536
006	459	622
008	181	307
009	400	557
010	372	557
011	383	501
012	315	392
013	122	177
014	115	146
015	376	524
016	326	430
017	299	460
018	382	448
019	338	442
020	441	622
021	270	349
022	243	346
023	231	353
024	292	389
025	423	555
026	399	521
027	391	611
028	363	573
029	333	397
030	426	544
031	434	545
032	515	652
033	410	548
034	432	592
035	282	345
036	229	336

037	333	373
038	414	564
039	307	577
040	468	677
041	494	776
042	175	243
043	464	638
044	227	423
045	310	459
046	412	610
047	225	338
048	333	394
049	345	471
050	610	782
051	299	498
052	316	406
901	574	857
902	121	204
903	62	62
904	45	81
905	104	133
906	1,460	1,903
907	1,077	1,417
908	1,265	1,691
909	1,400	1,768
Utica		
001	145	201
002	319	403
003	226	338
901	197	308
Warren		
001	196	248
002	239	299
003	183	235
004	344	362
006	172	226
008	215	262
010	277	318
011	157	198
012	181	289

013	277	341
015	137	182
016	154	251
017	152	258
018	147	221
020	144	232
021	115	215
022	123	156
023	151	226
024	230	388
026	153	223
027	94	148
028	102	166
029	359	551
032	162	306
033	133	233
034	239	355
036	242	368
037	103	285
038	143	230
039	155	186
040	150	250
041	153	257
042	271	362
043	42	76
045	148	275
046	228	353
047	109	138
048	232	323
049	132	224
050	268	381
052	173	319
053	260	389
055	151	237
056	215	317
058	257	457
060	250	307
061	237	323
062	194	292
063	180	278

064	207	268
066	175	272
067	234	374
068	247	316
069	224	306
070	263	367
071	153	242
072	163	252
072A	145	246
073	241	296
074	364	456
076	245	351
078	160	272
080	207	307
081	128	106
082	232	307
084	330	386
085	302	321
086	331	413
088	175	229
090	214	276
092	137	198
093	258	427
094	277	398
096	162	239
097	210	252
098	172	186
099	108	157
099A	198	215
100	158	269
101	198	266
102	187	247
103	237	270
105	270	322
106	207	298
108	302	403
109	285	355
110	294	335
901A	584	1,198
902B	197	402

903C	67	142
904D	413	745
905E	887	1,645
906F	435	848
907G	946	1,982
908H	643	1,148
909J	238	455
Armada Township		
001	681	1,063
002	434	617
Bruce Township		
001	306	420
002	481	695
003	389	599
004	232	315
901	526	651
Chesterfield Township		
001	390	608
002	488	765
003	582	839
004	249	402
005	350	507
006	413	523
007	436	644
008	425	773
009	420	737
010	317	468
011	505	772
012	422	670
013	440	655
014	471	673
015	141	207
901	279	438
902	1,125	1,718
Clinton Township		
001	272	349
002	149	216
003	370	506
004	249	427
005	315	455

006	320	457
007	147	303
008	269	434
009	234	339
010	277	354
011	270	388
012	178	277
013	304	558
014	136	261
015	256	426
016	261	389
017	354	541
018	310	413
019	259	312
020	268	433
021	156	208
022	334	512
023	416	564
024	221	342
025	302	489
026	370	557
027	261	368
028	226	350
029	427	522
030	315	485
031	413	584
032	164	255
033	412	657
034	278	394
035	393	551
036	413	569
037	433	542
038	299	398
039	276	413
040	357	584
041	320	499
042	416	475
043	147	127
044	385	589
045	358	475

046	205	273
901	317	399
902	809	1,034
903	196	274
904	1,415	1,907
905	209	376
906	1,557	2,134
907	564	780
908	508	653

Harrison Township

001	371	543
002	226	334
003	351	470
004	544	694
005	458	524
006	507	669
007	421	591
008	117	156
009	293	335
010	282	363
011	320	415
012	140	222
901	1,468	1,754

Lake Township

001	15	34
-----	----	----

Lenox Township

001	378	537
002	470	747
003	339	575
004	155	267

Macomb Township

001	470	649
002	323	469
003	618	895
004	522	770
005	391	512
006	299	408
007	445	649
008	297	427
009	634	965

010	269	495
011	576	795
012	568	723
013	407	599
014	430	592
015	174	264
016	721	953
017	468	710
018	289	420
019	300	489
020	530	894
021	638	896
022	442	537
023	509	664
024	297	463
901	1,179	1,885
902	1,437	2,249

Ray Township

001	250	409
002	337	517
901	200	257

Richmond Township

001	797	1,002
-----	-----	-------

Shelby Township

001	476	691
002	391	658
003	223	390
004	377	538
005	321	467
006	318	479
007	386	560
008	213	321
009	280	453
010	316	499
011	322	609
012	280	414
013	210	339
014	321	529
015	213	357
016	442	592

017	466	779
018	213	304
019	265	405
020	247	350
021	246	360
022	563	734
023	440	634
024	484	664
025	433	610
026	234	397
027	337	471
028	317	451
029	290	403
901	1,337	2,124
902	2,112	3,157
903	276	343
Washington Township		
001	309	409
002	403	599
003	356	469
004	394	587
005	447	573
006	241	397
007	434	575
008	320	494
009	354	578
901	1,525	2,046

These same results may also be obtained via:

- Election Telephone Hotline: 586.469.5209.
- 24-Hour Fax (Within MI): 1.888.99.CLERK (request document number 6710).
- 24-Hour Fax (Outside of MI): 1.310.575.5035 (request document number 6710).

www.MCNTV.com

webmaster@mcentv.com

[Click here to return to race list](#)



State Proposal 04-1

Proposal to amend the state constitution to require voter approval of any form of gambling authorized by law and certain new state lottery games

Community Totals

ONLY Macomb County Official Election Results

View [summary report](#).

	NO	YES
Center Line	1,507	2,260
Eastpointe	5,746	9,183
Fraser	3,072	4,500
Memphis	152	234
Mt. Clemens	2,842	4,093
New Baltimore	2,138	3,240
Richmond City	1,108	1,644
Roseville	7,588	13,058
St. Clair Shores	14,090	20,676
Sterling Heights	24,243	33,149
Utica	887	1,250
Warren	21,939	33,281
Armada Township	1,115	1,680
Bruce Township	1,934	2,680
Chesterfield Township	7,453	11,399
Clinton Township	19,070	27,177
Harrison Township	5,498	7,070
Lake Township	15	34
Lenox Township	1,342	2,126
Macomb Township	13,233	19,372
Ray Township	787	1,183
Richmond Township	797	1,002
Shelby Township	13,349	20,082

Washington Township | 4,783 | 6,727

These same results may also be obtained via:

- Election Telephone Hotline: 586.469.5209.
- 24-Hour Fax (Within MI): 1.888.99.CLERK (request document number 6710).
- 24-Hour Fax (Outside of MI): 1.310.575.5035 (request document number 6710).

www.MCNTV.com

webmaster@mcntv.com

[Click here to return to race list](#)



State Proposal 04-2

A proposal to amend the state constitution to specify what can be recognized as a "marriage or similar union" for any purpose

Precinct Breakdown

ONLY Macomb County Official Election Results

View [summary report](#).

	NO	YES
Center Line		
001	281	424
002	213	254
003	410	470
004	207	271
005	216	267
901	241	512
Eastpointe		
001	475	478
002	368	326
003	469	574
004	502	523
005	479	473
006	331	371
007	515	569
008	398	442
009	388	412
010	329	360
011	389	425
012	390	492
013	328	458
014	520	572
901	694	1,323

902	107	238
Fraser		
001	313	403
002	417	608
003	512	655
004	471	546
005	162	219
006	454	648
007	274	295
901	330	636
902	208	397
Memphis		
001	100	287
Mt. Clemens		
001	292	305
002	407	382
003	383	391
004	336	375
005	216	306
006	323	337
008	256	361
009	267	360
010	147	149
901	488	819
New Baltimore		
001	369	537
002	307	422
003	893	1,589
004	495	748
Richmond City		
001	463	671
002	375	658
901	175	402
Roseville		
001	272	316
002	301	385
003	407	514
004	283	372
005	556	630
006	418	477

007	236	301
008	447	600
009	348	468
010	237	301
011	234	356
012	282	404
013	261	320
014	385	407
015	495	595
016	612	650
017	362	486
018	283	428
019	249	330
020	290	394
021	445	548
901	377	938
902	737	1,800
St. Clair Shores		
001	574	619
002	515	544
003	451	470
004	349	402
005	641	647
006	533	565
007	188	285
008	515	675
009	338	335
010	703	862
011	614	772
012	590	659
013	282	291
014	310	317
015	570	712
016	514	683
017	618	702
018	480	581
019	336	500
020	276	360
021	440	518
022	347	482

023	486	634
024	534	618
901	1,583	3,395
902	1,500	3,544
Sterling Heights		
001	340	529
002	398	599
003	394	570
004	595	825
005	385	543
006	466	612
008	188	295
009	363	600
010	388	542
011	345	533
012	251	445
013	105	196
014	101	159
015	353	539
016	367	387
017	273	488
018	311	514
019	291	483
020	452	607
021	267	354
022	256	332
023	193	387
024	280	393
025	353	622
026	304	619
027	365	629
028	427	518
029	305	426
030	345	630
031	395	582
032	451	728
033	417	535
034	406	619
035	280	345
036	263	298

037	270	430
038	333	647
039	360	525
040	475	671
041	481	791
042	198	226
043	477	622
044	266	380
045	309	449
046	455	572
047	232	328
048	309	418
049	328	491
050	553	835
051	256	540
052	250	468
901	422	1,000
902	90	235
903	38	85
904	39	90
905	75	155
906	1,098	2,264
907	769	1,725
908	873	2,093
909	985	2,213
Utica		
001	183	160
002	264	456
003	250	309
901	157	344
Warren		
001	280	155
002	296	233
003	225	189
004	357	345
006	205	183
008	257	218
010	304	288
011	144	202
012	216	243

013	280	322
015	175	162
016	209	176
017	201	207
018	185	179
020	189	182
021	162	168
022	149	127
023	215	160
024	287	322
026	179	196
027	110	128
028	122	246
029	304	512
032	221	244
033	186	177
034	287	304
036	310	294
037	205	243
038	195	174
039	156	183
040	179	222
041	169	218
042	304	328
043	61	56
045	191	226
046	244	325
047	103	142
048	252	295
049	150	206
050	264	379
052	235	253
053	279	371
055	173	209
056	233	288
058	313	391
060	269	283
061	246	311
062	229	257
063	191	262

064	208	257
066	192	258
067	245	358
068	243	317
069	247	275
070	308	320
071	163	231
072	166	247
072A	192	200
073	216	320
074	379	429
076	272	313
078	181	247
080	217	297
081	136	145
082	219	305
084	331	376
085	262	349
086	284	450
088	188	206
090	221	270
092	146	182
093	290	395
094	280	388
096	171	235
097	199	255
098	159	193
099	101	168
099A	214	248
100	193	228
101	196	261
102	188	243
103	201	295
105	269	317
106	216	289
108	295	403
109	284	352
110	275	357
901A	512	1,248
902B	198	389

903C	52	151
904D	368	787
905E	755	1,765
906F	370	913
907G	795	2,125
908H	508	1,283
909J	187	503
Armada Township		
001	604	1,130
002	347	693
Bruce Township		
001	321	405
002	389	782
003	375	608
004	162	381
901	380	793
Chesterfield Township		
001	455	540
002	479	767
003	615	795
004	273	373
005	386	457
006	378	557
007	450	620
008	472	711
009	450	688
010	274	502
011	527	751
012	467	616
013	461	617
014	409	732
015	174	168
901	215	489
902	960	1,876
Clinton Township		
001	287	333
002	165	204
003	412	459
004	302	374
005	309	459

006	345	432
007	169	280
008	314	386
009	240	332
010	268	359
011	283	367
012	209	245
013	380	483
014	163	235
015	261	421
016	277	375
017	379	512
018	307	409
019	219	345
020	329	368
021	174	191
022	395	449
023	421	560
024	231	342
025	361	433
026	369	558
027	265	366
028	251	329
029	411	543
030	361	435
031	457	533
032	157	266
033	484	581
034	313	362
035	409	529
036	428	558
037	420	556
038	281	412
039	276	416
040	401	536
041	369	443
042	417	474
043	120	157
044	359	618
045	347	488

046	196	285
901	222	490
902	581	1,272
903	159	311
904	1,045	2,286
905	169	418
906	1,143	2,544
907	417	925
908	339	818

Harrison Township

001	421	490
002	264	294
003	370	439
004	571	665
005	414	557
006	547	624
007	414	596
008	135	136
009	268	360
010	283	366
011	371	365
012	172	187
901	1,023	2,186

Lake Township

001	15	33
-----	----	----

Lenox Township

001	279	636
002	415	804
003	354	557
004	166	255

Macomb Township

001	389	722
002	293	495
003	553	955
004	522	765
005	362	540
006	287	418
007	437	662
008	305	419
009	589	1,016

010	326	435
011	529	833
012	496	781
013	402	607
014	359	669
015	185	251
016	609	1,049
017	425	760
018	308	396
019	380	407
020	520	901
021	561	966
022	365	614
023	389	784
024	249	503
901	838	2,232
902	1,158	2,543

Ray Township

001	233	425
002	298	551
901	110	346

Richmond Township

001	582	1,200
-----	-----	-------

Shelby Township

001	402	764
002	391	656
003	250	363
004	314	600
005	333	456
006	347	448
007	316	628
008	228	307
009	297	441
010	310	504
011	357	576
012	255	438
013	204	341
014	304	544
015	202	368
016	389	656

017	473	772
018	211	307
019	281	383
020	238	365
021	313	300
022	509	785
023	345	723
024	399	751
025	347	688
026	250	379
027	278	522
028	290	471
029	222	470
901	1,028	2,451
902	1,477	3,807
903	197	424
Washington Township		
001	335	382
002	352	652
003	283	542
004	423	560
005	378	639
006	214	420
007	350	662
008	332	482
009	327	615
901	1,104	2,464

These same results may also be obtained via:

- Election Telephone Hotline: 586.469.5209.
- 24-Hour Fax (Within MI): 1.888.99.CLERK (request document number 6710).
- 24-Hour Fax (Outside of MI): 1.310.575.5035 (request document number 6710).

www.MCNTV.com

webmaster@mcentv.com

[Click here to return to race list](#)



State Proposal 04-2

A proposal to amend the state constitution to specify what can be recognized as a "marriage or similar union" for any purpose

Community Totals

ONLY Macomb County Official Election Results

View [summary report](#).

	NO	YES
Center Line	1,568	2,198
Eastpointe	6,682	8,036
Fraser	3,141	4,407
Memphis	100	287
Mt. Clemens	3,115	3,785
New Baltimore	2,064	3,296
Richmond City	1,013	1,731
Roseville	8,517	12,020
St. Clair Shores	14,287	20,172
Sterling Heights	21,614	35,736
Utica	854	1,269
Warren	22,988	31,927
Armada Township	951	1,823
Bruce Township	1,627	2,969
Chesterfield Township	7,445	11,259
Clinton Township	18,366	27,862
Harrison Township	5,253	7,265
Lake Township	15	33
Lenox Township	1,214	2,252
Macomb Township	11,836	20,723
Ray Township	641	1,322
Richmond Township	582	1,200
Shelby Township	11,757	21,688

Washington Township | 4,098 | 7,418

These same results may also be obtained via:

- Election Telephone Hotline: 586.469.5209.
- 24-Hour Fax (Within MI): 1.888.99.CLERK (request document number 6710).
- 24-Hour Fax (Outside of MI): 1.310.575.5035 (request document number 6710).

www.MCNTV.com

webmaster@mcntv.com